

**GOVERNMENT OF TRIPURA**  
**ACCOUNTS AT A GLANCE (At the end of May 2023)**  
**(UNAUDITED PROVISIONAL FIGURES)**  
**Monthly Key indicator for the month of May 2023**

(in crore)

Sl. No.	Description	Budget Estimates 2023-24	Actuals upto May, 2023	% of Actual to Budget Estimates	
				Current	Corresponding period of the previous year
<b>1</b>	<b>Revenue Receipts</b>	<b>0</b>	<b>2249.78</b>	<b>0.00</b>	<b>9.38</b>
	<b>(a) Tax Revenue (i+ii+iii+iv+v+vi+vii)</b>	<b>0.00</b>	<b>1385.25</b>	<b>0.00</b>	<b>13.26</b>
(i)	GST	0	298.73	0.00	17.43
(ii)	Stamps and Registration	0.00	19.43	0.00	18.15
(iii)	Land Revenue	0.00	1.43	0.00	12.55
(iv)	Sales Tax	0.00	72.51	0.00	10.79
(v)	State Excise	0.00	54.69	0.00	19.08
(vi)	State's Share of Union Taxes	0.00	837.4	0.00	5.83
(vii)	Other Taxes and Duties	0	101.06	0.00	84.11
	<b>(b) Non –Tax Revenue</b>	<b>0.00</b>	<b>51.76</b>	<b>0.00</b>	<b>10.68</b>
	<b>(c) Grants –in-Aid and Contribution</b>	<b>0.00</b>	<b>812.77</b>	<b>0.00</b>	<b>6.55</b>
<b>2</b>	<b>Capital Receipts</b>	<b>0.00</b>	<b>314.74</b>	<b>0.00</b>	<b>12.15</b>
	(a) Recovery of Loans and Advances (Non-debt Capital Receipts)	0.00	0.07	0.00	12.00
	(b) Other Receipts	0.00	0.00	0.00	0.00
	(c) Borrowings and Other Liabilities (Net)	0.00	314.67	0.00	12.15
<b>3</b>	<b>Total Receipts (1+2)</b>	<b>0</b>	<b>2564.52</b>	<b>0.00</b>	<b>9.88</b>
<b>4</b>	<b>Revenue Expenditure (a+b+c+d+e)</b>	<b>0</b>	<b>2462.92</b>	<b>0.00</b>	<b>11.46</b>
	(a) Expenditure on Revenue Account {(excluding (b), (c), (d) & (e)}	0	709.76	0.00	15.70
	(b) Expenditure on Interest Payments	0.00	135.17	0.00	9.49

	(c) Expenditure on Salaries/Wages	0.00	1003.39	0.00	5.53
	(d) Expenditure on Pension	0	602.60	0.00	14.49
	(e) Expenditure on Subsidy	0	12.00	0.00	0.00
<b>5</b>	<b>Capital Expenditure (a+b)</b>	<b>0.00</b>	<b>101.63</b>	<b>0.00</b>	<b>1.13</b>
	(a) Expenditure on Capital Account {(excluding (b))}	0	101.63	0.00	1.13
	(b) Expenditure on Salaries/Wages	0.00	0.00	0.00	0.00
<b>6</b>	<b>Sector Wise Expenditure</b>				
<b>(i)</b>	<b>General Sector</b>	<b>0.00</b>	<b>1126.38</b>	<b>0.00</b>	<b>9.68</b>
	(a) Revenue	0.00	1125.72	0.00	11.93
	(b) Capital	0.00	0.66	0.00	0.07
<b>(ii)</b>	<b>Social Sector</b>	<b>0</b>	<b>920.79</b>	<b>0.00</b>	<b>11.12</b>
	(a) Revenue	0	847.39	0.00	11.62
	(b) Capital	0	73.40	0.00	4.55
<b>(iii)</b>	<b>Economic Sector</b>	<b>0</b>	<b>442.14</b>	<b>0.00</b>	<b>3.94</b>
	(a) Revenue	0.00	414.58	0.00	8.48
	(b) Capital	0	27.56	0.00	0.55
<b>(iv)</b>	<b>Grants –in-aid-Contributions</b>	<b>0.00</b>	<b>75.23</b>	<b>0.00</b>	<b>24.38</b>
<b>7</b>	<b>Total Expenditure (4+ 5)</b>	<b>0.00</b>	<b>2564.55</b>	<b>0.00</b>	<b>9.43</b>
<b>8</b>	<b>Loans and Advances Disbursed</b>	<b>0</b>	<b>-0.03</b>	<b>0.00</b>	<b>2.04</b>
<b>9</b>	<b>Revenue Surplus (+)/Deficit (-)</b> <b>(1 - 4)</b>	<b>0</b>	<b>-213.14</b>	<b>0.00</b>	<b>89.76</b>
<b>10</b>	<b>Fiscal /Surplus(+)/Deficit (-)</b> <b>[{ 1 + 2(a) +2(b)}] - [(7+8)]</b>	<b>0.00</b>	<b>-314.67</b>	<b>0.00</b>	<b>9.60</b>
<b>11</b>	<b>Primary Deficit (-)/Surplus (+)</b> <b>[{1 +2(a)+2(b)}] -</b> <b>[{4(a)+(c)+(d)+(e)}+ 5 + 8]</b>	<b>0.00</b>	<b>-179.50</b>	<b>0.00</b>	<b>9.64</b>

  
 21/05/2023  
 Sr. Accounts Officer

**Monthly Trend**  
(Format of the Progressive Figures)  
**REVENUE RECEIPTS -TAX REVENUE**  
(Refer to Item No. 1(a) of Monthly Accounts at a Glance)

( in Crores)

Months	2023-24		2022-23	
	Monthly	Progressive	Monthly	Progressive
April	713.7	713.7	549.33	549.33
May	1385.25	2098.95	594.93	1144.26
June			545.37	1689.63
July			641.09	2330.72
August			1056.55	3387.27
September			656.06	4043.33
October			722.08	4765.41
November			1021.30	5786.71
December			706.56	6493.27
January			699.06	7192.33
February			1215.48	8407.81
March (Preliminary)			1316.10	9723.91

J. Prasad  
AAO 21/6/2023



**Monthly Trend**  
(Format of the Progressive Figures)  
**REVENUE RECEIPTS -NON-TAX REVENUE**  
(Refer to Item No. 1(b) of Monthly Accounts at a Glance)

( in Crores)

Months	2023-24		2022-23	
	Monthly	Progressive	Monthly	Progressive
April	21.78	21.78	17.14	17.14
May	51.76	73.54	24.10	41.24
June			35.17	76.41
July			31.48	107.89
August			48.64	156.53
September			24.40	180.93
October			35.79	216.72
November			29.67	246.39
December			34.25	280.64
January			33.86	314.50
February			36.55	351.05
March (Preliminary)			51.3	402.35

*J. Prasad*  
AAO 21/6/2023

**Monthly Trend**  
(Format of the Progressive Figures)  
**REVENUE RECEIPTS**  
**GRANTS-IN-AID AND CONTRIBUTIONS**  
(Refer to Item No. 1(c) of Monthly Accounts at a Glance)

( in Crores)

Months	2023-24		2022-23	
	Monthly	Progressive	Monthly	Progressive
April	351.54	351.54	393.82	393.82
May	812.77	1164.31	394.04	787.86
June			569.79	1357.65
July			489.07	1846.72
August			719.49	2566.21
September			934.94	3501.15
October			737.05	4238.20
November			681.11	4919.31
December			953.09	5872.40
January			551.17	6423.57
February			487.29	6910.86
March (Preliminary)			1271.89	8182.75

*A. S. S. S.*  
AAO 21/6/2023

**Monthly Trend**  
(Format of the Progressive Figures)  
**CAPITAL RECEIPTS -LOANS & ADVANCES RECOVERY**  
(Refer to Item No. 2(a) of Monthly Accounts at a Glance)

( in Crores)

Months	2023-24		2022-2023	
	Monthly	Progressive	Monthly	Progressive
April	0.04	0.04	0.06	0.06
May	0.07	0.11	0.06	0.12
June			0.11	0.23
July			0.11	0.34
August			0.14	0.48
September			0.24	0.72
October			0.02	0.74
November			0.18	0.92
December			0.13	1.05
January			0.3	1.35
February			0.05	1.4
March (Preliminary)			0.18	1.58

*A. Aram*  
AAO 21/6/2023



**Monthly Trend**  
(Format of the Progressive Figures)  
**CAPITAL RECEIPTS -OTHER RECEIPTS**  
(Refer to Item No. 2(b) of Monthly Accounts at a Glance)

( in Crores)

Months	2023-24		2022-23	
	Monthly	Progressive	Monthly	Progressive
April	-	-	-	-
May	-	-	-	-
June	-	-	-	-
July	-	-	-	-
August	-	-	-	-
September	-	-	-	-
October	-	-	-	-
November	-	-	-	-
December	-	-	-	-
January	-	-	-	-
February	-	-	-	-
March (Preliminary)	-	-	-	-

A. K. Sams  
AAO 21/6/23

**Monthly Trend**  
(Format of the Progressive Figures)  
**CAPITAL RECEIPTS -Borrowings & Other Liabilities**  
(Refer to Item No. 2(c) of Monthly Accounts at a Glance)

( in Crores)

Months	2023-24		2022-23	
	Monthly	Progressive	Monthly	Progressive
April	181.69	181.69	379.74	379.74
May	314.67	496.36	182.18	561.92
June			-77.69	484.23
July			277.26	761.49
August			-249.45	512.04
September			617.9	1129.94
October			-358.06	771.88
November			-154.24	617.64
December			-103.18	514.46
January			511.26	1025.72
February			-355.29	670.43
March (Preliminary)			415.91	1086.34

*[Signature]*  
AAO 21/6/2023



**Monthly Trend**  
(Format of the Progressive Figures)  
**REVENUE EXPENDITURE**  
(Excluding Interest Payments, Salaries & Wages, Pension and Subsidy)  
(Refer to Item No. 4(a) of Monthly Accounts at a Glance)

( in Crores)

Months	2023-24		2022-23	
	Monthly	Progressive	Monthly	Progressive
April	304.95	304.95	566.4	566.4
May	709.76	1014.71	851.73	1418.13
June			753.04	2171.17
July			1015.74	3186.91
August			1129.36	4316.27
September			-1055.38	3260.89
October			669.12	3930.01
November			473.62	4403.63
December			597.55	5001.18
January			615.14	5616.32
February			417.29	6033.61
March (Preliminary)			1547.38	7580.99

*J. Aramso*  
AAO 21/6/2023

### Monthly Trend

(Format of the Progressive Figures)

### REVENUE EXPENDITURE - Interest Payments

(Refer to Item No. 4(b) of Monthly Accounts at a Glance)

( in Crores)

Months	2023-24		2022-23	
	Monthly	Progressive	Monthly	Progressive
April	65.89	65.89	66.56	66.56
May	135.17	201.06	75.68	142.24
June			68.11	210.35
July			68.02	278.37
August			95.25	373.62
September			101.18	474.8
October			82.79	557.59
November			73.13	630.72
December			62.12	692.84
January			70.65	763.49
February			95.02	858.51
March (Preliminary)			106.33	964.84

*[Signature]*  
AAO 21/6/2023

### Monthly Trend

(Format of the Progressive Figures)

### REVENUE EXPENDITURE - Salaries & Wages

(Refer to Item No. 4(c) of Monthly Accounts at a Glance)

( in Crores)

Months	2023-24		2022-23	
	Monthly	Progressive	Monthly	Progressive
April	505.63	505.63	419.98	419.98
May	1003.39	1509.02	5.44	425.42
June			-1.80	423.62
July			-6.47	417.15
August			30.45	447.60
September			2734.12	3181.72
October			19.68	3201.40
November			457.85	3659.25
December			454.19	4113.44
January			586.02	4699.46
February			536.57	5236.03
March (Preliminary)			530.84	5766.87


*J. Akshay*  
AAO 21/6/2023



**Monthly Trend**  
(Format of the Progressive Figures)  
**REVENUE EXPENDITURE - Pension**  
(Refer to Item No. 4(d) of Monthly Accounts at a Glance)

( in Crores)


Months	2023-24		2022-23	
	Monthly	Progressive	Monthly	Progressive
April	345.65	345.65	262.94	262.94
May	602.60	948.25	227.04	489.98
June			215.98	705.96
July			276.64	982.60
August			224.20	1206.80
September			247.98	1454.78
October			206.41	1661.19
November			225.41	1886.60
December			211.15	2097.75
January			265.73	2363.48
February			239.88	2603.36
March (Preliminary)			74.7	2678.06

  
AAO 21/6/2023

**Monthly Trend**  
(Format of the Progressive Figures)  
**REVENUE EXPENDITURE - Subsidy**  
(Refer to Item No. 4(e) of Monthly Accounts at a Glance)

( in Crores)

Months	2023-24		2022-23	
	Monthly	Progressive	Monthly	Progressive
April	0.00	0.00	0.00	0.00
May	12.00	12.00	0.00	0.00
June			0.00	0.00
July			0.00	0.00
August			0.00	0.00
September			0.00	0.00
October			31.52	31.52
November			6.06	37.58
December			21.83	59.41
January			4.04	63.45
February			2.08	65.53
March (Preliminary)			46.27	111.80

  
 AAO 21/6/2023

**Monthly Trend**  
(Format of the Progressive Figures)  
**CAPITAL EXPENDITURE**  
(Excluding Salaries & Wages)  
(Refer to Item No. 5(a) of Monthly Accounts at a Glance)

( in Crores)

Months	2023-24		2022-23	
	Monthly	Progressive	Monthly	Progressive
April	46.66	46.66	24.21	24.21
May	101.63	148.29	35.29	59.50
June			37.07	96.57
July			84.90	181.47
August			96.11	277.58
September			201.24	478.82
October			24.35	503.17
November			341.69	844.86
December			244.02	1088.88
January			253.97	1342.85
February			93.24	1436.09
March (Preliminary)			748.64	2184.73

*A. Anand*  
AAO 21/6/2023



**Monthly Trend**  
(Format of the Progressive Figures)  
**CAPITAL EXPENDITURE - Salaries & Wages**  
(Refer to Item No. 5(b) of Monthly Accounts at a Glance)

( in Crores)

Months	2023-24		2022-23	
	Monthly	Progressive	Monthly	Progressive
April	-	-	-	-
May	-	-	-	-
June	-	-	-	-
July	-	-	-	-
August	-	-	-	-
September	-	-	-	-
October	-	-	-	-
November	-	-	-	-
December	-	-	-	-
January	-	-	-	-
February	-	-	-	-
March (Preliminary)	-	-	-	-

*A. Prasad*  
AAO 21/6/2023

### Monthly Trend


(Format of the Progressive Figures)

### LOANS AND ADVANCES DISBURSED

(Refer to Item No. 8 of Monthly Accounts at a Glance)

( in Crores)

Months	2023-24		2022-23	
	Monthly	Progressive	Monthly	Progressive
April	-0.03	-0.03	0	0
May	-0.03	-0.06	0.13	0.13
June			0.35	0.48
July			0.18	0.66
August			0.00	0.66
September			4.40	5.06
October			102.01	107.07
November			1.25	108.32
December			0.00	108.32
January			0.10	108.42
February			0.00	108.42
March (Preliminary)			1.22	109.64

  
AAO 21/6/2023