

सत्यमेव जयते

FINANCE ACCOUNTS

2022-2023

VOLUME - I



SUPREME AUDIT INSTITUTION OF INDIA

लोकहितार्थं सत्यनिष्ठा

Dedicated to Truth in Public Interest



GOVERNMENT OF MAHARASHTRA

FINANCE ACCOUNTS

2022-2023

VOLUME -I

GOVERNMENT OF MAHARASHTRA

TABLE OF CONTENTS

SUBJECT	PAGES
VOLUME - I	
■ Table of Contents	(i)
■ Report of the Comptroller and Auditor General of India (iii)-(v)
■ Guide to the Finance Accounts (vii)-(xii)
SUMMARISED STATEMENTS	
1 : Statement of Financial Position 1-2
2 : Statement of Receipts and Disbursements 3-5
Annexure A. Cash Balances and Investments of Cash Balances 6-8
3 : Statement of Receipts (Consolidated Fund) 9-12
4 : Statement of Expenditure (Consolidated Fund) 13-16
5 : Statement of Progressive Capital Expenditure 17-22
6 : Statement of Borrowings and Other Liabilities 23-25
7 : Statement of Loans and Advances given by the Government 27-30
8 : Statement of Investments of the Government 31
9 : Statement of Guarantees given by the Government 33
10 : Statement of Grants-in-aid given by the Government 35-36
11 : Statement of Voted and Charged Expenditure 37
12 : Statement of Sources and Application of funds for expenditure other than on revenue account 39-42
13 : Summary of Balances under Consolidated Fund, Contingency Fund and Public Account 43-45
■ Notes to Finance Accounts 47-62
VOLUME - II	
PART - I - DETAILED STATEMENTS	
14 : Detailed Statement of Revenue and Capital Receipts by Minor heads 63-91
15 : Detailed Statement of Revenue Expenditure by Minor heads 93-151
16 : Detailed Statement of Capital Expenditure by Minor heads and Sub heads 153-216
17 : Detailed Statement of Borrowings and Other Liabilities 217-231
18 : Detailed Statement of Loans and Advances given by the Government 233-255
19 : Detailed Statement of Investments of the Government 257-282
20 : Detailed Statement of Guarantees given by the Government 283-287
21 : Detailed Statement of Contingency Fund and Public Account transactions 289-306
22 : Detailed Statement of Investment of Earmarked Balances 307-309
PART- II - APPENDICES	
I : Comparative Expenditure on Salary 311-327
II : Comparative Expenditure on Subsidy 329-356
III : Grants-in-aid/Assistance given by the State Government (Institution-wise and Scheme-wise) 357-362
IV : Details of Externally Aided Projects 363-365
V : Expenditure on Schemes	
A. Central Schemes (Centrally Sponsored Schemes and Central Schemes) 367-375
B. State Schemes 376-378
VI : Direct transfer of Central Scheme funds to implementing agencies in the State (Funds routed outside State Budgets) (Unaudited Figures) 379-383
VII : Acceptance and Reconciliation of Balances 385-386
VIII : Financial results of Irrigation Schemes	
(i) Financial results of Irrigation Works 387-389
(ii) Financial results of Electricity Schemes 390-400
IX : Commitments of the Government - List of Incomplete Capital Works 401-405
X : Maintenance Expenditure with segregation of salary and non-salary portion 407-431
XI : Major Policy Decisions during the year or new schemes proposed in the Budget 433-437
XII : Committed Liabilities of the Government 439
XIII : Re-organisation of the States- Items for which allocation of balances between/ among the States has not been finalized 441



(ii)

(iii)

Report of the Comptroller and Auditor General of India

Audit of the Finance Accounts of the Government of Maharashtra

Opinion

The Finance Accounts of the Government of Maharashtra for the year ended 31 March 2023, present the financial position along with accounts of the receipts and disbursements of the Government for the year involving transactions from and / or to the Consolidated Fund, the Contingency Fund and the Public Account of the State. The compilation of Finance Accounts comprises two Volumes; Volume - I contains the consolidated position of the state of finances and explanatory 'Notes to Finance Accounts' including a summary of Significant Accounting Policies and Volume - II depicts the accounts in detail. The Appropriation Accounts of the Government for the year for Grants and Charged Appropriations, which represent the budget comparison, are presented separately.

On the basis of the information and explanations that my officers required and have obtained and as a result of test audit of the accounts, in my opinion, the Finance Accounts read with the explanatory 'Notes to Finance Accounts' present fairly the financial position and the receipts and disbursements of the Government of Maharashtra for the year 2022-23.

Observations arising from audit of these accounts as well as audit conducted during the year or earlier years are contained in my Financial, Compliance and Performance Audit Reports on the Government of Maharashtra being presented separately for the year ended 31 March 2023.

Basis for Opinion

The conduct of audit is in accordance with the CAG's Auditing Standards. These Standards require that we plan and perform audits to obtain reasonable assurance that the accounts are free from material misstatement. An audit includes examination, on a test basis, of evidence relevant to the amounts and disclosures in the financial statements. The audit evidence that we have obtained provides a basis for my opinion.

(iv)

Responsibilities for Preparation of the Initial and Subsidiary Accounts

The State Government is responsible for obtaining authorisation of budget from the State Legislature. The State Government and those responsible for execution of budget such as treasuries, offices and departments of the Government of Maharashtra are responsible for preparation and correctness of the initial and subsidiary accounts as well as for ensuring the regularity of transactions in accordance with the applicable laws, standards, rules and regulations.

Also, they are responsible for rendering the initial and subsidiary accounts and information related thereto to the Office of the Accountant General (Accounts and Entitlements)-I and Office of the Principal Accountant General (Accounts and Entitlements)-II of Maharashtra for compilation and preparation of the Finance Accounts.

Responsibilities for Compilation of Annual Accounts

The Office of the Accountant General (Accounts and Entitlements)-I and Office of the Principal Accountant General (Accounts and Entitlements)-II of Maharashtra functioning under my control are responsible for compilation and preparation of Annual Accounts of the State Government. This is in accordance with the requirements of the Comptroller and Auditor General's (Duties, Powers and Conditions of Service) Act, 1971.

The Annual Accounts have been compiled from the vouchers, challans and initial and subsidiary accounts as received from the treasuries, offices and departments of the Government of Maharashtra and the statements received from the Reserve Bank of India.

Statements (8, 9, 19 and 20, explanatory notes to Statements 3 and 5) and Appendices (IV, V, VIII, IX and XI) in this compilation have been prepared directly from the information received from the Government of Maharashtra and the Union Government who are responsible for such information.

Responsibilities for the Audit of the Annual Accounts

The audit of the Annual Accounts is conducted through the Office of the Principal Accountant General (Audit)-I, Maharashtra in accordance with the requirements of Articles 149 and 151 of the Constitution of India and the Comptroller and Auditor General's (Duties, Powers and Conditions of Service) Act, 1971 for expressing an opinion on these Accounts based on the results of such audit.

(v)


The Office of the Principal Accountant General (Audit)-I and the Office of the Accountant General (Accounts and Entitlements)-I and Office of the Principal Accountant General (Accounts and Entitlements)-II are independent organisations with distinct cadres, separate reporting lines and management structure.

Emphasis of Matter

I want to draw attention to:

- 1) [Reference: Notes to Finance Accounts – 3(vi) – Unadjusted Abstract Contingent (AC) Bills] – As on 31 March 2023, Detailed Countersigned Bills in respect of 1,837 AC bills amounting to ₹ 4,185.96 crore, pertaining to the period 1983-84 to 2022-23, were not received. Out of the above, an outstanding amount of ₹ 3,671.23 crore pertaining to the period 2017-18 to 2022-23 was drawn by the departments for routine procurement of medicines, medical equipment, etc. through Haffkine Bio-Pharmaceutical Corporation Limited.

My opinion on the Finance Accounts is not modified due to Emphasis of Matter section.



(GIRISH CHANDRA MURMU)

Comptroller and Auditor General of India

Date: 3; October 2025

Place: New Delhi

GUIDE TO THE FINANCE ACCOUNTS

A. BROAD OVERVIEW OF THE STRUCTURE OF GOVERNMENT ACCOUNTS

1. The Finance Accounts of the State of Maharashtra present the accounts of receipts and outgoings of the Government for the year, together with the financial results disclosed by the Revenue and Capital accounts, the accounts of the Public Debt and the liabilities and assets of the State Government as worked out from the balances recorded in the accounts. The Finance Accounts are accompanied by Appropriation Accounts, which present comparison of expenditure against the Grants/Appropriations.
2. The Accounts of the Government are kept in the following three parts:

Part I: Consolidated Fund: This Fund comprises all revenues received by the State Government, all loans raised by the State Government (market loans, bonds, loans from the Central Government, loans from Financial Institutions, Special Securities issued to National Small Savings Fund, *etc.*), Ways and Means advances (WMA) extended by the Reserve Bank of India (RBI) and all moneys received by the State Government in repayment of loans. No moneys can be appropriated from this Fund, except in accordance with law and for the purposes and in the manner provided by the Constitution of India. Certain categories of expenditure (*e.g.* salaries of Constitutional authorities, loan repayments, *etc.*), constitute a charge on the Consolidated Fund of the State (Charged Expenditure) and are not subject to vote by the Legislature. All other expenditure (Voted Expenditure) is voted by the Legislature.

The Consolidated Fund comprises two sections: Revenue and Capital (including Public Debt, Loans and Advances). These are further categorised under 'Receipts' and 'Expenditure'. The Revenue Receipts section is divided into three sectors, *viz.*, 'Tax Revenue', 'Non Tax Revenue' and 'Grants in aid and Contributions'. These three sectors are further divided into sub-sectors like 'Goods and Services Tax', 'Taxes on Income and Expenditure', 'Fiscal Services', *etc.* The Capital Receipts section does not contain any sectors or sub-sectors. The Revenue Expenditure section is divided into four sectors, *viz.*, 'General Services', 'Social Services', 'Economic Services' and 'Grants in aid and Contributions'. These sectors in the Revenue Expenditure section are further divided into sub-sectors like, 'Organs of State', 'Education, Sports, Art and Culture', *etc.* The Capital Expenditure section is sub-divided into seven sectors, *viz.*, 'General Services', 'Social Services', 'Economic Services', 'Public Debt', 'Loans and Advances', 'Inter-State Settlement' and 'Transfer to Contingency Fund'.

Part II: Contingency Fund: This Fund is in the nature of an imprest, which is established by the State Legislature by law, and is placed at the disposal of the Governor to enable advances to be made for meeting unforeseen expenditure pending authorisation of such expenditure by the State Legislature. The fund is recouped by debiting the expenditure to the concerned functional major head relating to the Consolidated Fund of the State. The Contingency Fund of the Government of Maharashtra for 2022-23 is ₹ 150 crore.

Part III: Public Account: All other public moneys received by or on behalf of the Government, where the Government acts as a banker or trustee, are credited to the Public Account. The Public Account includes repayables such as Small Savings and Provident Funds, Deposits (bearing interest and not bearing interest), Advances, Reserve Funds (bearing interest and not bearing interest), Remittances and Suspense heads (both of which are transitory heads, pending final booking). The net cash balance available with the Government is also included under the Public Account. The Public Account comprises six sectors, *viz.*, 'Small Savings, Provident Funds, *etc.*', 'Reserve Funds', 'Deposit and Advances', Suspense and Miscellaneous', 'Remittances', and 'Cash Balance'. These sectors

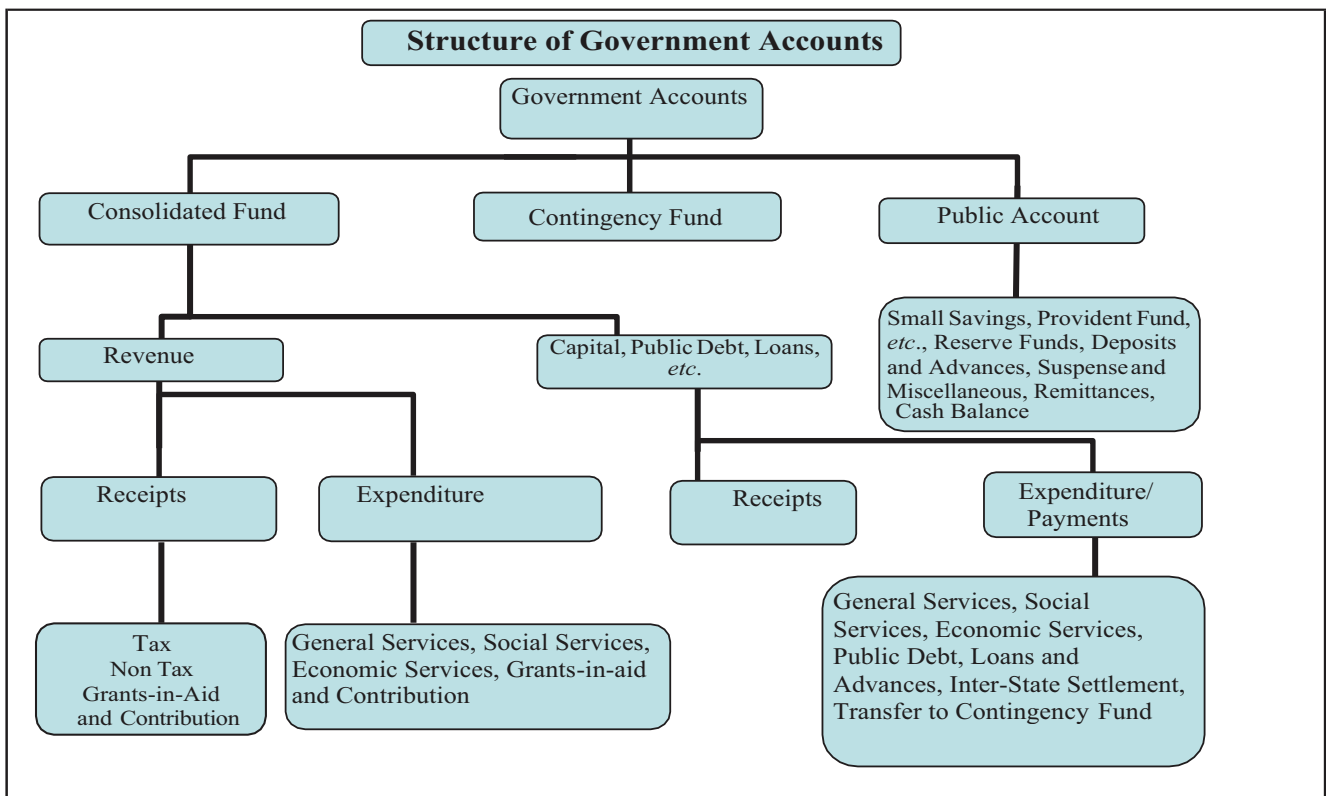
GUIDE TO THE FINANCE ACCOUNTS - contd...

are further sub-divided into sub-sectors. The Public Account is not subject to the vote of the Legislature.

- 3. Government accounts are presented under a six tier classification, viz., Major Heads (four digits), Sub-Major Heads (two digits), Minor Heads (three digits), Sub-Heads (three characters), Detailed Heads (two digits) and Object heads (two digits). Major Heads represent functions of Government, Sub-Major Heads represent sub-functions, Minor Heads represent programmes/activities, Sub-Heads represent schemes, Detailed Heads represent sub-schemes and Object Heads represent purpose/object of expenditure.
- 4. The main unit of classification in accounts is the Major Head which contains the following coding pattern (according to the List of Major and Minor Heads corrected upto 31 March 2023)

<i>0005 to 1606</i>	<i>Revenue Receipts</i>
<i>2011 to 3606</i>	<i>Revenue Expenditure</i>
<i>4000</i>	<i>Capital Receipts</i>
<i>4046 to 7810</i>	<i>Capital Expenditure (including Public Debt, Loans and Advances)</i>
<i>7999</i>	<i>Appropriation to the Contingency Fund</i>
<i>8000</i>	<i>Contingency Fund</i>
<i>8001 to 8999</i>	<i>Public Account</i>

5. A pictorial representation of the structure of accounts is given below:



GUIDE TO THE FINANCE ACCOUNTS - contd...

B. WHAT THE FINANCE ACCOUNTS CONTAIN

The Finance Accounts are presented in two volumes.

Volume-I contains the Certificate of the Comptroller and Auditor General of India, the Guide to the Finance Accounts, 13 statements which give summarised information on the financial position and transactions of the State Government for the current financial year and Notes to Finance Accounts. Description of 13 Statements and Notes to Finance Accounts in **Volume I** are given below:

1. Statement of Financial Position: This statement depicts the cumulative figures of assets and liabilities of the State Government, as they stand at the end of the year, and as compared to the position at the end of the previous year.

2. Statement of Receipts and Disbursements: This statement depicts all receipts and disbursements of the State Government during the year in all the three parts in which Government accounts are kept, viz., the Consolidated Fund, Contingency Fund and Public Account. In addition, it contains an Annexure, showing alternative depiction of Cash Balances (including investments) of the Government. The Annexure also depicts the Ways and Means position of the Government in detail.

3. Statement of Receipts (Consolidated Fund): This statement comprises revenue and capital receipts, borrowings and repayments of the loans given by the State Government. This statement corresponds to Detailed Statements 14,17 and 18 in Volume II of the Finance Accounts.

4. Statement of Expenditure (Consolidated Fund): In departure from the general depiction of the Finance Accounts upto the Minor Head level, this statement gives details of expenditure by nature of activity (objects of expenditure) also. This statement corresponds to Detailed Statement 15, 16, 17 and 18 in Volume II.

5. Statement of Progressive Capital Expenditure: This statement corresponds to the Detailed Statement 16 in Volume II.

6. Statement of Borrowings and Other Liabilities: Borrowings of the Government comprise market loans raised by it (Internal Debt) and Loans and Advances received from the Government of India. 'Other Liabilities' comprise 'Small Savings, Provident Funds, etc.', 'Reserve Funds' and 'Deposits'. The statement also contains a note on service of debt and corresponds to the Detailed Statement 17 in Volume II.

7. Statement of Loans and Advances given by the Government: This statement depicts all loans and advances given by the State Government to various categories of loanees like Statutory Corporations, Government Companies, Autonomous and Other Bodies/Authorities and recipient individuals (including Government servants). This statement corresponds to the Detailed Statement 18 in Volume II.

8. Statement of Investments of the Government: This statement depicts investments of the State Government in the equity capital of Statutory Corporations, Government companies, Other Joint Stock Companies, Co-operative Institutions and Local Bodies. This statement corresponds to the Detailed Statement 19 in Volume II.

GUIDE TO THE FINANCE ACCOUNTS - contd...

9. Statement of Guarantees given by the Government: This statement summarises the guarantees given by the State Government on repayment of principal and interest on loans raised by Statutory Corporations, Government Companies, Local Bodies and Other institutions. This statement corresponds to Detailed Statement 20 in Volume II.

10. Statement of Grants-in-aid given by the Government: This statement depicts all Grants-in-Aid given by the State Government to various categories of grantees like Statutory Corporations, Government Companies, Autonomous and Other Bodies/Authorities and individuals. Appendix III provides details of the recipient institutions.

11. Statement of Voted and Charged Expenditure: This statement assists in the agreement of the net figures appearing in the Finance Accounts with the gross figures appearing in the Appropriation Accounts.

12. Statement of Sources and Application of Funds for Expenditure other than on Revenue Account: This statement is based on the principle that revenue expenditure is expected to be defrayed from revenue receipts, while capital expenditure of the year is met from revenue surplus, net credit balances in the public account, cash balance at the beginning of the year and borrowings.

13. Summary of balances under Consolidated Fund, Contingency Fund and Public Account: This statement assists in establishing the accuracy of the accounts. This statement corresponds to the Detailed Statement 14, 15, 16, 17, 18 and 21 in Volume II.

Notes to Finance Accounts and Significant Accounting Policies

Notes to Finance Accounts provide disclosures and explanatory notes, which are intended to provide additional information/explanation relevant to the transactions, classes of transactions, balances, *etc.*, which shall be helpful to the stakeholders/ users of the Finance Accounts.

Significant Accounting Policies, including basis of budget and financial reporting, requirements of Indian Government Accounting Standards (IGASs), form of accounts, classification between Capital and Revenue Expenditure, rounding off, periodical adjustments, *etc.*, are included as part of the Notes to Finance Accounts in Volume I of the Finance Accounts.

Volume II of the Finance Accounts contains two parts - nine detailed statements in Part I and 13 Appendices in Part II.

Part I of Volume II

14. Detailed Statement of Revenue and Capital Receipts by Minor Heads: This statement corresponds to the summary Statement 3 in Volume I of the Finance Accounts. In addition to representing details of Revenue Receipts at Minor Head level, this statement depicts details at Sub Head level in respect of Grants-in-aid from Central Government.

15. Detailed Statement of Revenue Expenditure by Minor Heads: This statement, which corresponds to the summary Statement 4 in Volume I, depicts the Revenue Expenditure of the State Government. Charged and Voted expenditure are exhibited distinctly.

GUIDE TO THE FINANCE ACCOUNTS - contd...

16. Detailed Statement of Capital Expenditure by Minor Heads and Subheads: This statement, which corresponds to the summary Statement 5 in Volume I, depicts the capital expenditure (during the year and cumulatively) of the State Government. Charged and Voted expenditure are exhibited distinctly. In addition to representing details of Capital Expenditure at Minor Head level, in respect of significant schemes, this statement depicts details at Subhead levels also.

17. Detailed Statement of Borrowings and Other Liabilities: This statement, which corresponds to the summary Statement 6 in Volume I, contains details of all loans raised by the State Government (market loans, bonds, loans from the Central Government, loans from Financial Institutions, Special Securities issued to National Small Savings Fund, *etc.*), and Ways and Means advances extended by the Reserve Bank of India. This statement presents the information on loans under three categories: (a) details of individual loans; (b) maturity profile, *i.e.*, amounts payable in respect of each category of loans in different years; (c) interest rate profile of outstanding loans and annexure depicting Market Loans.

18. Detailed Statement of Loans and Advances given by the Government: This statement corresponds to the summary Statement 7 of Volume I.

19. Detailed Statement of Investments of the Government: This statement depicts details of investments entity wise and Major and Minor Head wise details of Investments during the year, where there is a difference between Statement 16 and 19. This statement corresponds to Statement 8 in Volume I.

20. Detailed Statement of Guarantees given by the Government: This statement depicts entity wise details of Government Guarantees. This statement corresponds to Statement 9 in Volume I.

21. Detailed Statement of Contingency Fund and Public Account transactions: This statement depicts at Minor Head level the details of unrecouped amounts under Contingency Fund, consolidated position of Public Accounts transactions during the year and outstanding balances at the end of the year.

22. Detailed Statement of Investment of Earmarked Balances: This statement depicts details of investment from the Reserve Funds and Deposits (Public Account).

Part II of Volume II

Part II contains 13 appendices on various items including salaries, subsidies, Grants-in-aid, Externally Aided Projects, etc. These details are presented in the accounts at Sub head level or below (*i.e.* below Minor Head levels) and so are not generally depicted in the Finance Accounts. A detailed list of appendices appears at the 'Table of Contents' in Volume I and II. The statements and Notes to Finance Accounts read with the appendices present the financial position along with accounts of the receipts and disbursements of the Government for the year.

C. READY RECKONER

The section below links the summary statements appearing in Volume I with the detailed statements and appendices in Volume II (Appendices which do not have a direct link with the Summary

GUIDE TO THE FINANCE ACCOUNTS - conclud.

Statements are not shown below).

Parameter	Summary Statements (Volume-I)	Detailed Statements (Volume-II)	Appendices
Revenue Receipts (including Grants received), Capital Receipts	2, 3	14
Revenue Expenditure	2, 4	15	I (Salary), II (Subsidy)
Grants-in-Aid given by the Government	2, 10	III (Grants-in-Aid)
Capital Expenditure	1, 2, 4, 5, 12	16	I (Salary)
Loans and Advances given by the Government	1, 2, 7	18
Debt Position/Borrowings	1, 2, 6	17
Investments of the Government in Companies, Corporations, etc.	8	19
Cash	1, 2, 12, 13
Balances in Public Account and investments thereof	1, 2, 12, 13	21, 22
Guarantees	9	20
Schemes	IV (Externally Aided Projects)

D- Difference of ₹ 0.01 lakh/crore, wherever occurring, is due to rounding.



STATEMENT No. 1 - STATEMENT OF FINANCIAL POSITION

(₹ in crore)

Assets ¹	Reference (Sr. No.)	Notes to Accounts	Statement Number	As on 31	As on 31
				March 2023	March 2022
Cash [@]					
(i) Cash in Treasuries and Local Remittances	21	66.02	66.30
(ii) Departmental Balances	21	431.97	245.74
(iii) Permanent Imprest	21	0.67	0.67
(iv) Cash Balance Investments	21	32,785.36	22,109.76
(v) Deposits with Reserve Bank of India	..	5(vi)	21	(-) 12,637.29	134.14
(vi) Investments from Earmarked Funds ²	22	60,843.98	55,135.68
Capital Expenditure					
(i) Investments in shares of Companies, Corporations, etc.	8,19	2,07,438.03 (a)	1,88,654.36
(ii) Other Capital Expenditure	5,16	2,89,561.06	2,46,701.12
Contingency Fund (unrecouped)	21
Loans and Advances	7,18	32,108.99	28,087.20
Advances with departmental officers	21	14.51	13.11
Suspense and Miscellaneous Balances
Remittance Balances
Cumulative excess of expenditure over receipts⁴	1,43,433.36	1,41,495.75
Total	7,54,046.66	6,82,643.83

1. The figures of assets and liabilities are cumulative figures. Please also see note 1(v) - Physical and Financial Assets and Liabilities in the section 'Notes to Finance Accounts'

2. Investments out of earmarked funds in shares of companies, etc, are excluded under capital expenditure and included under 'Investments from Earmarked Funds'

4. The cumulative excess of expenditure over receipts is different from the fiscal/revenue surplus for the current year
The difference of ₹ 1,937.61 crore between current year and previous year under the cumulative excess of expenditure over receipts comprise revenue deficit ₹ 1,936.47 crore and net account under 'F'-Suspense and Miscellaneous ₹ 1.14 crore as detailed in Statement 13 at page 45

(a) This does not include investment made out of (i) Cash balance of ex-princely States (₹ 0.56 crore), (ii) Revenue expenditure (₹ 0.01 crore), (iii) Loans and Advances (₹ 3 crore) and receipt of bonus shares of (₹ 0.52 crore). In the circumstances, this differs from the total investments shown in Statement Nos. 8 and 19 to the extent of ₹ 4.09 crore

@ Details of 'Cash balances and investments of cash balances' is given at Annexure A to Statement No. 2 (Page 6)

STATEMENT No. 1 - STATEMENT OF FINANCIAL POSITION - *concl.*

(₹ in crore)

Liabilities	Reference (Sr. No.)		As on 31 March 2023	As on 31 March 2022	
	Notes to Accounts	Statement Number			
Borrowings (Public Debt)					
(i) Internal Debt	17	4,85,782.24	4,45,079.61
(ii) Loans and Advances from Central Government					
Non-Plan Loans	6,17	21.38	26.99
Loans for State / Union Territory Plan Schemes	6,17	2,881.70	3,809.46
Loans for Central Plan Schemes	6,17
Loans for Centrally Sponsored Plan Schemes	6,17
Other loans for States/Union Territories with Legislatures	6,17	44,250.30	34,112.51
Other Loans (Pre 1984-85 Loans)	6,17	6.73	6.73
Contingency Fund (corpus)	..		21	150.00	150.00
Liabilities on Public Account					
(i) Small Savings, Provident Funds, etc.	6,17,21	29,733.37	29,156.93
(ii) Deposits	21	85,526.83	81,802.99
(iii) Reserve Funds	12,21,22	73,395.17	67,435.73
(iv) Remittance Balances	12,21	1,639.14	1,110.65
(v) Suspense and Miscellaneous Balances ³	21	30,659.80	19,952.23
Cumulative excess of receipts over expenditure
Total	7,54,046.66	6,82,643.83

3. In this statement the line item 'Suspense and Miscellaneous Balances' does not include 'Cash Balance Investments Account', Permanent Imprest and Departmental Balances which are included separately under 'Assets', though the latter forms part of this sector elsewhere in these Accounts



STATEMENT No. 2 - STATEMENT OF RECEIPTS AND DISBURSEMENTS

(₹ in crore)

	RECEIPTS		DISBURSEMENTS	
	2022-23	2021-22	2022-23	2021-22
PART- I -CONSOLIDATED FUND				
SECTION - A : REVENUE				
Revenue Receipts			Revenue Expenditure	
Tax revenue (raised by the State) (Ref. Statements 3 and 14)	2,77,486.31	2,20,927.13	Salaries ¹ (Ref. Statement 4-B and Appendix-I)	45,662.01
Non-tax revenue			Subsidies ¹ (Ref. Statement 4-B and Appendix-II)	43,150.79
Interest receipts (Ref. Statements 3 and 14)	2,430.20	2,617.05	Grants-in-aid ^{2** (z)} (Ref. Statement 4-B, 10 and Appendix-III)	1,46,810.29
Others (Ref. Statements 3 and 14)	14,346.21	16,689.65	General services	
Total - Non-tax revenue (Ref. Statements 3 and 14)	16,776.41	19,306.70	Interest Payment and servicing of debt (Ref. Statement 4 and 15)	43,189.16
Share of Union Taxes/Duties (Ref. Statements 3 and 14)	60,000.97	54,318.06	Pension (Ref. Statement 4 and 15)	43,108.66
			Others	7,644.01
			Total - General Services (Ref. Statement 4 and 15)	93,941.83
			Social services (Ref. Statement 4-A and 15)	29,901.88
			Economic services (Ref. Statement 4-A and 15)	15,273.11
Grants from Central Government (Ref. Statements 3 and 14)	51,414.24	38,759.68	Compensation and assignment to Local Bodies and PRIs (Ref. Statement 4-A and 15)	32,874.49
			Aid Materials and Equipments (Ref. Statement 4-A and 15)
Total Revenue Receipts (Ref. Statements 3 and 14)	4,05,677.93	3,33,311.57	Total Revenue Expenditure (Ref. Statement 4 and 15)	4,07,614.40
Revenue Deficit	1,936.47	16,374.32	Revenue Surplus	

** Includes expenditure under Detailed/Object head codes '31 - Grants-in-aid (Non-salary) , 35 - Grant for Creation of Capital Assets and 36 - Grants-in-aid (Salary)' across all major heads

¹ Salary, Subsidy and Grants-in-aid figures have been summed up across all sectors to present a consolidated figure. The expenditure in this statement under the sectors 'Social', 'General' and 'Economic' services does not include expenditure on Salaries, Subsidies and Grants-in-aid (explained in footnote 2 below)

² Grants-in-aid given to statutory corporations, companies, autonomous bodies, local bodies, etc. , by the Government is included as a line item above. These grants are distinct from compensation and assignment of taxes, duties to the Local Bodies which is depicted as a separate line item 'Compensation and assignment to Local Bodies and Panchayat Raj Institutions'

(z) Excludes ₹ 28,062.86 crore in respect of Major Head - 3604 Compensation and Assignment to Local Bodies and PRIs which is shown separately, and therefore this differs from figure shown in Statement No. 4 B - Expenditure by nature

STATEMENT No. 2 - STATEMENT OF RECEIPTS AND DISBURSEMENTS - contd...

(₹ in crore)

	RECEIPTS		DISBURSEMENTS	
	2022-23	2021-22	2022-23	2021-22
PART- I -CONSOLIDATED FUND - contd...				
SECTION-B : CAPITAL				
Capital Receipts			Capital Expenditure	
			Subsidies ¹	
			(Ref. Statement 4-B and Appendix-II)	7.58
Miscellaneous Capital Receipts	Grants-in-aid **	
(Ref. Statement 3 and 14)			(Ref. Statements 4-B, 10 and Appendix-III)	3,440.70
			Economic Services	
			(Ref. Statements 4-A and 16)	48,952.94 (a)
			Social Services	
			(Ref. Statements 4-A and 16)	5,724.40 (b)
			General Services	
			(Ref. Statements 4-A and 16)	3,517.99
Total Capital Receipts	Total Capital Expenditure	61,643.61
Recoveries of Loans and Advances	642.62	1,178.88	Loans and Advances disbursed	
			Economic Services	
			(Ref. Statement 4-A, 7 and 18)	910.19
			Social services	
			(Ref. Statement 4-A, 7 and 18)	3,046.17
			Others	
			(Ref. Statement 7)	708.05
Total Recoveries of Loans and Advances	642.62	1,178.88	Total Loans and Advances disbursed	4,664.41
Public Debt Receipts			Repayment of Public Debt	
Internal Debts (market loans etc.) ⁴	84,466.20	71,961.46	Internal Debts (market loans, etc.)	43,763.57
(Ref. Statement 3, 6 and 17)			(Ref. Statements 4-A, 6 and 17)	34,918.09
Loans from Government of India	10,235.89	18,625.15	Loans from Government of India	1,031.47
(Ref. Statement 3, 6 and 17)			(Ref. Statements 4-A, 6 and 17)	1,115.00
Total Public Debt Receipts	94,702.09	90,586.61	Total Repayment of Public Debt	44,795.04

** Includes expenditure under Detailed/Object heads '31 - Grants-in-aid (Non-salary) , 35 - Grant for Creation of Capital Assets and 36 - Grants-in-aid (Salary)' across all major heads

¹ Subsidy and Grants-in-aid figures have been summed up across all sectors to present a consolidated figure. The expenditure in this statement under the sectors 'Social', 'General' and 'Economic' services does not include expenditure on Subsidies and Grants-in-aid

⁴ Loans out of the collection in the 'Small Savings Schemes' and 'Public Provident Fund' in the Post offices are being shared between the State Government and the Central Government in the ratio of 3:1. A separate fund viz. 'National Small Savings Fund' was created in 1999-2000 for the purpose of release of loans out of Small Savings collections. During 2022-23 ₹ 5,380.71 crore was repaid. The balance outstanding at the end of the year was ₹ 38,612.69 crore which was 7.25 per cent of the total Public Debt of the State Government as on 31 March 2023

(a) Includes expenditure of ₹ 284.86 crore (2021-22) and ₹ 293.91 crore (2022-23) incurred on payment of salaries

(b) Includes expenditure of ₹ 0.04 crore (2021-22) and ₹ 0.07 crore (2022-23) incurred on payment of salaries

STATEMENT No. 2 - STATEMENT OF RECEIPTS AND DISBURSEMENTS - *concl'd.*

(₹ in crore)

	RECEIPTS		DISBURSEMENTS	
	2022-23	2021-22	2022-23	2021-22
PART- I - CONSOLIDATED FUND - <i>concl'd.</i>				
			Net of Inter-State Settlement	
Appropriation to Contingency Fund	200.00 (a)
Total - Receipts - Consolidated Fund <i>(Ref. Statement 3)</i>	5,01,222.64	4,25,077.06	Total - Expenditure - Consolidated Fund	5,18,917.46
				4,34,825.40
Deficit in Consolidated Fund	17,694.82	9,748.34	Surplus in Consolidated Fund
PART- II - CONTINGENCY FUND				
Contingency Fund <i>(Ref. Statement 21)</i>	200.00	Contingency Fund <i>(Ref. Statement 21)</i>	200.00
PART- III - PUBLIC ACCOUNT ⁵				
Small Savings <i>(Ref. Statement 21)</i>	5,912.69	6,023.18	Small Savings <i>(Ref. Statement 21)</i>	5,336.25
Reserves and Sinking Funds <i>(Ref. Statement 21)</i>	11,424.22	14,269.25	Reserves and Sinking Funds <i>(Ref. Statement 21)</i>	11,173.08
Deposits <i>(Ref. Statement 21)</i>	57,918.33	45,868.92	Deposits <i>(Ref. Statement 21)</i>	54,194.49
Advances <i>(Ref. Statement 21)</i>	2,433.30	1,910.96	Advances <i>(Ref. Statement 21)</i>	2,434.70
Suspense and Miscellaneous <i>(Ref. Statement 21)</i>	4,40,742.27	4,17,698.37	Suspense and Miscellaneous ⁶ <i>(Ref. Statement 21)</i>	4,40,897.67
Remittances <i>(Ref. Statement 21)</i>	54,251.90	44,476.08	Remittances <i>(Ref. Statement 21)</i>	53,723.41
Total Receipts - Public Account <i>(Ref. Statement 21)</i>	5,72,682.71	5,30,246.76	Total Disbursements - Public Account <i>(Ref. Statement 21)</i>	5,67,759.60
Deficit in Public Account	Surplus in Public Account	4,923.11
Opening Cash Balance	200.44	(-) 7,376.38	Closing Cash Balance	(-) 12,571.27
Increase in cash balance	7,576.82	Decrease in cash balance	12,771.71

⁵ For details please refer to Statement No. 21 in Volume II - Part I⁶ 'Suspense and Miscellaneous' includes 'other accounts' such as Cash Balance Investment account (Major Head 8673), etc. The figures may appear huge on account of these other accounts. Details may please be seen in Statement No. 21 in Volume II - Part I

(a) Less than ₹ 1 crore

ANNEXURE A. CASH BALANCES AND INVESTMENTS OF CASH BALANCES

		As on 1 April 2023	As on 31 March 2022
<i>(₹ in crore)</i>			
(a) General Cash balance-			
Cash in Treasuries	0.04	0.04
Deposits with Reserve Bank	(-) 12,637.29	134.14
Remittances in transit	65.98	66.26
Total	(-) 12,571.27	200.44
Investment held in the Cash Balances Investment Account	32,785.36	22,109.76
Total, 'a'	20,214.09	22,310.20
(b) Other Cash balances and Investments-			
Cash with Departmental Officers	431.97	245.74
Permanent advances for contingent expenditure with departmental officers	0.67	0.67
Investments of earmarked funds	60,843.98	55,135.68
Total, 'b'	61,277.29	55,382.09
Total, 'a' and 'b'	81,490.71	77,692.29

ANNEXURE A. CASH BALANCES AND INVESTMENTS OF CASH BALANCES - contd...

Explanatory Notes

- (a) **Cash and Cash Equivalents:** Cash and cash equivalents consist of cash in treasuries and deposit with Reserve Bank of India (RBI) and other Banks and Remittances in Transit, as stated below. The balance under the head 'Deposits with Reserve Bank of India' depicts the combined balance of the Consolidated Fund, Contingency Fund and the Public Account at the end of the year. To arrive at the overall cash position, the cash balances with treasuries, departments and investments out of the cash balances/reserve funds, *etc.*, are added to the balance in 'Deposits with RBI'.

(₹ in crore)

Overall cash position of the Government	31 March 2023	31 March 2022
(i) Cash in treasuries ..	0.04	0.04
(ii) Deposits with RBI ¹ ..	(-) 12,637.29 (A)	134.14
(iii) Local remittances ..	65.98	66.26
(iv) Investments held in cash balance investment account ..	32,785.36 (a)	22,109.76
(v) Departmental cash balances ..	431.97	245.74
(vi) Permanent Imprest ..	0.67	0.67
(vii) Investments out of Earmarked Funds ..	60,843.98	55,135.68
Total ..	81,490.71	77,692.29

- (b) **Daily Cash Balance:** Under an agreement with the Reserve Bank of India, the State Government has to maintain a minimum cash balance of ₹ 5.58 crore with the Bank. If the balance falls below the agreed minimum on any day, the deficiency is made good by taking ordinary and/or special ways and means advances/overdrafts.

For arriving at the daily cash balance² for the purpose of grant of Ways and Means advances/Overdraft, the RBI evaluates the holdings of the 14 day Treasury Bills along with the transactions reported (at RBI counters, Inter-Government transactions and Treasury transactions reported by the agency banks) for the day. To the cash balance so arrived, the maturity of 14 day Treasury Bills if any, is added and excess balance, if any, after maintaining the minimum cash balance is reinvested in Treasury Bills. If the net cash balance arrived at, results in less than the minimum cash balance or a credit balance and if there are no 14 day treasury bills maturing on that day, RBI rediscounts the holdings of the 14 day Treasury Bills and makes good the shortfall. If there is no holding of 14 day Treasury Bills on that day the State Government applies for Ways and Means Advances/Special Ways and Means Advances/Over Draft.

¹ The balance under the head 'Deposits with Reserve Bank' is arrived at after taking into account the Inter-Government monetary settlements pertaining to transactions of the financial year 2022-23 advised to the RBI till 10 April 2023

² The cash balance ('Deposits with RBI') above is the closing cash balance of the year as on 31 March but worked out by 10 April and not simply the daily balance on 31 March

(A) There was net difference of ₹ 369.36 crore (Debit) between the figure reflected in accounts ₹ 12,637.29 crore (Debit) and that intimated by Reserve Bank of India ₹ 13,006.65 crore (Debit) under the "Deposits with the Reserve Bank" included in the cash balance. The difference represents "Treasury/Bank difference" of ₹ 369.36 crore (Debit). Further at the end of June 2023, the difference outstanding is revised to ₹ 50.70 crore (Debit)

(a) Please see details at explanatory note (d) on page 8

ANNEXURE A. CASH BALANCES AND INVESTMENTS OF CASH BALANCES - *concl.*

(c) Limit for the Ways and Means Advances : The limit for ordinary ways and means advances to the State Government was ₹ 4,686 crore as on 1 April, 2022 which remained unchanged till 31 March, 2023.

Special Drawing facility (Special Ways and Means Advance) of ₹ 7,129.25 crore was availed during 2022-23 in the month of May 2022 which was fully repaid in on May, 2022.

An amount of ₹ 1.55 crore (₹ 1,54,67,072.88 in actuals) has been adjusted during the year 2022-23 towards interest on Ways and Means advances.

The operative limit of Special Drawing Facility for State Government of Maharashtra was ₹ 21,051.84 crore as on 1 April, 2022 which was revised to ₹ 8,980.79 crore on 31 March, 2023.

(d) **Investments made from General Cash Balance :-**

(i) Government of India Treasury Bills	32,784.67
(ii) Other State Government Securities
(iii) Other investments	0.69
Total	32,785.36

An interest of ₹ 1,498.98 crore was realised on Cash Balance Investment Account during 2022-23



STATEMENT No. 3 - STATEMENT OF RECEIPTS (CONSOLIDATED FUND)
1-TAX AND NON-TAX REVENUE

Description	Actuals (₹ in crore)	
	2022-23	2021-22
A - Tax Revenue		
A.1 - Own Tax Revenue		
State Goods and Services Tax (SGST)	1,21,255.55	97,304.89
Land Revenue	2,431.41	3,064.66
Stamps and Registration Fees	45,285.66	35,593.58
State Excise	21,507.02	17,220.71
Sales Tax	54,568.18	45,924.13
Taxes on Goods and Passengers	1,582.11	393.53
Taxes on Vehicles	11,740.42	9,080.16
Others	19,115.96	12,345.47
A.2 - Share of net proceeds of Taxes		
Central Goods and Services Tax (CGST)	16,950.64	16,016.73
Other Taxes on Income and Expenditure		0.12
Corporation Tax	20,125.45	15,127.69
Taxes on Income other than Corporation Tax	19,634.49	16,519.71
Taxes on Wealth		3.02
Customs	2,358.10	3,910.76
Union Excise Duties	739.80	2,057.21
Service Tax	93.76	627.83
Other Taxes and Duties on Commodities and Services	98.73	54.99
Total, A	3,37,487.28	2,75,245.19
B - Non-Tax Revenue		
Interest Receipts	2,430.20	2,617.05
Miscellaneous General Services	366.71	531.40
Non-Ferrous Mining and Metallurgical Industries	5,578.20	4,884.94
Dairy Development	55.29	244.62
Power	40.76	8.54
Major Irrigation	125.30	392.38
Education, Sports, Art and Culture	483.95	617.75
Other Rural Development Programmes	106.44	68.24
Medical and Public Health	899.47	707.92
Forestry and Wild Life	309.86	205.04
Police	873.31	689.08
Public Works	405.49	290.82
Other Administrative Services	850.38	535.11
Medium Irrigation	109.34	22.08
Urban Development	1,708.46	5,557.29
Other Social Services	183.94	279.31
Crop Husbandry	205.10	79.27
Co-operation	130.71	103.65
Social Security and Welfare	428.87	220.88
Dividend and Profits	36.01	88.36
Other General Economic Services	114.00	103.52
Labour and Employment	101.22	107.42
Water Supply and Sanitation	106.39	103.78
Family Welfare	16.91	8.47
Minor Irrigation	142.21	46.61

STATEMENT No. 3 - STATEMENT OF RECEIPTS (CONSOLIDATED FUND) - contd...
1-TAX AND NON-TAX REVENUE - conclud.

Description	Actuals (₹ in crore)	
	2022-23	2021-22
B - Non-tax Revenue - conclud.		
Contribution and Recoveries towards Pension and Other Retirement Benefits	182.32	204.64
Land Reforms	54.87	52.53
Animal Husbandry	77.18	22.00
Roads and Bridges	324.76	178.19
Housing	121.15	117.11
Stationery and Printing	96.28	72.36
Fisheries	5.69	13.63
Public Service Commission	44.32	35.24
Jails	12.63	8.34
Food, Storage and Warehousing	3.48	5.01
Industries	2.01	0.69
Other Agricultural Programmes	14.94	3.22
Village and Small Industries	4.00	3.61
Hill Areas	1.22	8.09
Information and Publicity	0.83	50.14
Others	22.21	18.37
Total, B	16,776.41	19,306.70

2 - GRANTS FROM GOVERNMENT OF INDIA

Description	Actuals (₹ in crore)	
	2022-23	2021-22
C - Grants		
Grants-in-aid from Central Government		
Non Plan Grants		
Other Grants	1.01
Grants for Central Plan Schemes	0.33	2.32
Grants for Centrally Sponsored Plan Schemes	(-) 0.48 @
Grants for Centrally Sponsored Schemes	16,240.57	11,782.83
Grants for Finance Commission Schemes	9,968.35	7,693.12
Other Transfer/Grants to States/Union Territories with Legislatures	25,204.99	19,280.88
Total, C	51,414.24	38,759.68
Total Revenue Receipts, (A+B+C)	4,05,677.93	3,33,311.57

@ Minus receipts is due to surrender of unspent balance being more than receipts

STATEMENT No. 3 - STATEMENT OF RECEIPTS (CONSOLIDATED FUND) - *contd...*3 - CAPITAL, PUBLIC DEBT AND OTHER RECEIPTS - *concl.*

Description	Actuals (₹ in crore)	
	2022-23	2021-22
D - Capital Receipts		
Disinvestment proceeds
Miscellaneous Capital Receipts
Total, D
E - Public Debt receipts		
Internal Debt		
Market Loans 71,995.76	68,741.39
Special Drawing facility of 91 days 7,129.25	98.43
Bonds (-) 1.60 ^(b)
Loans from Financial Institutions and Others 5,342.79	3,121.64
Special Securities issued to National Small Savings Fund
Loans and Advances from Central Government		
Non Plan Loans	0.04
Loans for State/Union Territory Plan Schemes
Loans for Central Plan Schemes
Loans for Centrally Sponsored Plan Schemes
Other Loans for States/Union Territory with Legislatures 10,235.89	18,625.11
Other Loans
Total, E 94,702.09	90,586.61
F - Loans and Advances by State Government (Recoveries)¹ 642.62	1,178.88
G - Inter-State Settlement ^(a) ^(a)
H - Transfer to the Contingency Funds 200.00
Total Receipts in Consolidated Fund (A+B+C+D+E+F+G+H) 5,01,222.64	4,25,077.06

^(a) Less than ₹ 1 crore¹ Details are in Statement No.7 in Volume I and Statement No.18 in Volume II^(b) Minus receipts is due to transfer of unclaimed loans to Miscellaneous General Services

STATEMENT No. 3 - STATEMENT OF RECEIPTS (CONSOLIDATED FUND) - conclud.**Taxation changes**

The following changes were made in the taxation measures during the year -

- (i) "Maharashtra Settlement of Arrears of Tax, Interest, Penalty or Late Fee Scheme -2022" grants amnesty on pre-GST taxes on taxeds levied by Sales Tax Department from 1 April 2022 to 30 September 2022, with complete waiver for arrears under ₹ 10,000 per year for small dealers (almost one lakh cases) and 20 *per cent* lump-sum payment for arrears up to ₹ 10 lakhs for medium dealers (almost two lakh and twenty thousand cases).
- (ii) In order to promote the use of environment friendly fuel, the rate of VAT on natural gas is reduced from 13.5 *per cent* to three *per cent*.
- (iii) Time period for article 5 (g-a) (ii) of Maharashtra Stamp Act increased from one year to three years for construction business incentives.
- (iv) Stamp Duty exemption is proposed on gift deeds without consideration to corporations and institutions under jurisdiction of State Government.
- (v) Amnesty Scheme is proposed from 1 April 2022 to 30 November 2022 for pending penalty dues and also Stamp duty waiver on gold-silver delivery order documents imported into the State of Maharashtra.
- (vi) Tax waived for three years on passengers, pets, vehicles and goods traveling via ferries and Ro-Ro boats on newly launched waterways under Maharashtra Maritime Board jurisdiction from 1 January 2022.



**STATEMENT No. 4 - STATEMENT OF EXPENDITURE
(CONSOLIDATED FUND)**

(₹ in crore)

A - EXPENDITURE BY FUNCTION

Description	Revenue	Capital	Loans and Advances	Total
A- General Services				
A.1- Organs of State				
Parliament/State/Union Territory Legislatures	292.58	292.58
President, Vice President/Governor/ Administrator of Union Territories	30.07	30.07
Council of Ministers	22.33	22.33
Administration of Justice	3,157.16	3,157.16
Election	312.48	312.48
A.2- Fiscal Services				
Collection of Taxes on Income and Expenditure	40.16	40.16
Land Revenue	593.32	593.32
Stamps and Registration	412.52	412.52
State Excise	213.32	213.32
Taxes on Sales, Trade, etc.	953.40	953.40
Taxes on Vehicles	3,714.44	3,714.44
Other Taxes and Duties on Commodities and Services	112.03	112.03
Other Fiscal Services
Appropriation for Reduction or Avoidance of Debt	1,500.00	1,500.00
Interest Payments	41,689.16	41,689.16
A.3- Administrative Services				
Public Service Commission	100.27	100.27
Secretariat-General Service	673.75	673.75
District Administration	10,470.03	10,470.03
Treasury and Accounts Administration	463.91	463.91
Police	19,514.71	557.20	20,071.91
Jails	465.91	465.91
Supplies and Disposals	2.69	2.69
Stationery and Printing	189.52	31.84	221.36
Public Works	1,687.21	1,534.78	3,221.99
Other Administrative Services	588.64	1,402.74	1,991.38
A.4- Pension and Miscellaneous General Services				
Pensions and Other Retirement Benefits	43,108.66	43,108.66
Miscellaneous General Services	282.54	282.54
Total General Services (A) -	1,30,590.81	3,526.56	1,34,117.37
B- Social Services				
B.1- Education, Sports, Art and Culture				
General Education	76,076.91	348.74 (a)	76,425.65
Technical Education	3,581.43	3,581.43
Sports and Youth Services	549.31	549.31
Art and Culture	1,003.31	1,003.31
B.2- Health and Family Welfare				
Medical and Public Health	17,339.72	1,724.17	19,063.89
Family Welfare	1,323.52	1,323.52

(a) Includes Capital Expenditure on General Education (₹ 272.96 crore), Technical Education (₹ 43.78 crore) and Art and Culture (₹ 32 crore)

STATEMENT No. 4 - STATEMENT OF EXPENDITURE - contd...
(CONSOLIDATED FUND)

(₹ in crore)

A - EXPENDITURE BY FUNCTION - contd...

Description	Revenue	Capital	Loans and Advances	Total
B- Social Services - conclud.				
B.3- Water Supply, Sanitation, Housing and Urban Development				
Water Supply and Sanitation	5,166.59	177.46	5,344.05
Housing	3,784.31	312.46	2.97	4,099.74
Urban Development	13,300.33	5,048.97	2,987.56	21,336.86
B.4- Information and Broadcasting				
Information and Publicity	135.23	135.23
B.5- Welfare of Scheduled Castes, Scheduled Tribes, Other Backward Classes and Minorities				
Welfare of Scheduled Castes, Scheduled Tribes, Other Backward Classes and Minorities	18,745.51	1,279.05	51.79	20,076.35
B.6- Labour and Labour Welfare				
Labour, Employment and Skill Development	1,509.36	1,509.36
B.7- Social Welfare and Nutrition				
Social Security and Welfare	7,301.06	91.54	7,392.60
Nutrition	5,092.12	5,092.12
Relief on Account of Natural Calamities	8,192.57	8,192.57
B.8- Others				
Other Social Services	(-) 0.46 ^(a)	151.81	3.85	155.20
Secretariat- Social Services	228.34	228.34
Total Social Services (B)	1,63,329.16	9,134.20	3,046.17	1,75,509.53
C- Economic Services				
C.1- Agriculture and Allied Activities				
Crop Husbandry	8,354.15	8,354.15
Soil and Water Conservation	420.78	2,152.58	2,573.36
Animal Husbandry	1,613.11	55.44	1,668.55
Dairy Development	253.09	253.09
Fisheries	281.08	94.48	1.95	377.51
Forestry and Wild Life	2,704.92	1,432.32	4,137.24
Food, Storage and Warehousing	3,994.50	3,228.40	7,222.90
Agricultural Research and Education	1,681.99	21.59	1,703.58
Co-operation	1,940.23	168.75	2.91	2,111.89
Other Agricultural Programmes	5,582.13	99.36	5,681.49
C.2- Rural Development				
Special Programmes for Rural Development	888.50	888.50
Rural Employment	5,175.42	5,175.42
Other Rural Development Programmes	8,288.12	2,356.06	10,644.18
C.3- Special Areas Programmes				
Hill Areas	0.91	167.74	168.65
C.4- Irrigation and Flood Control				
Major Irrigation	641.65	641.65
Major and Medium Irrigation	1,598.08	8,699.91	10,297.99
Minor Irrigation	666.99	1,617.26	2,284.25
Command Area Development	18.14	18.14
Flood Control and Drainage	28.89	160.42	189.31

(a) Minus expenditure is due to recoveries being more than expenditure

STATEMENT No. 4 - STATEMENT OF EXPENDITURE - *contd.*
(CONSOLIDATED FUND)

(₹ in crore)

A - EXPENDITURE BY FUNCTION - *concl.*

Description	Revenue	Capital	Loans and Advances	Total
C- Economic Services - <i>Concl.</i>				
C.5- Energy				
Power	13,484.16	492.52	760.26	14,736.94
Non-Conventional Sources of Energy	400.69	400.69
C.6- Industry and Minerals				
Village and Small Industries	797.43	(-) 0.06 (a)	0.07	797.44
Industries	6,053.99	6,053.99
Non- Ferrous Mining and Metallurgical Industries	27.38	27.38
Consumer Industries
Other Industries	72.52	145.00	217.52
C.7- Transport				
Indian Railways - Policy Formulation, Direction Research and Other Miscellaneous Organisations	965.56	44.50	1,010.06
Ports and Light Houses	105.15	105.15
Civil Aviation	415.56	55.00	470.56
Roads and Bridges	10,257.49	25,795.11	36,052.60
Road Transport	333.83	798.65	1,132.48
Inland Water Transport	14.04	14.04
C.8- Communication				
Other Communication Services	377.73	377.73
C.9- Science, Technology and Environment				
Space Research	0.01	0.01
Other Scientific Research	78.10	78.10
Ecology and Environment	705.06	705.06
C.10- General Economic Services				
Secretariat- Economic Services	2,509.13	2,509.13
Tourism	1,036.57	47.43	1,084.00
Census, Surveys and Statistics	66.28	66.28
General Financial and Trading Institutions	85.31	85.31
Other General Economic Services	78.48	318.18	396.66
Total, Economic Services (C)	80,819.94	48,982.85	910.19	1,30,712.98
D- Loans, Grants-in-Aid and Contributions				
Compensation and Assignments to Local Bodies and Panchayati Raj Institutions	32,874.49	32,874.49
E- Public Debt				
Internal Debt of the State Government	43,763.57	43,763.57
Loans and Advances from the Central Government	1,031.47	1,031.47
F- Loans and Advances				
Loans to Government Servants, etc.	708.05	708.05
Total Loans, Grants-in-Aid and Contributions	32,874.49	45,503.09	78,377.58
Total Expenditure	4,07,614.40	61,643.61	49,459.45	5,18,717.46

(a) Minus expenditure is due to recoveries being more than expenditure

STATEMENT No. 4 - STATEMENT OF EXPENDITURE - *concl'd.*
(CONSOLIDATED FUND)

B - EXPENDITURE BY NATURE									
Object of Expenditure	2020-2021			2021-2022			(₹ in crore) 2022-2023		
	Revenue	Capital	Total	Revenue	Capital	Total	Revenue	Capital	Total
Grants-in-Aid (Salary)	61,045.62	61,045.62	65,811.92	65,811.92	76,234.13	76,234.13
Grants-in-Aid (Non Salary)	67,578.80	1,423.66	69,002.46	82,603.65	1,650.79	84,254.44	96,925.33	3,263.24	1,00,188.57
Grants-in-Aid (Capital Outlay)	1,104.40	1,104.40	1,242.64	11.84	1,254.48	1,713.69	177.46	1,891.15
Salaries	36,335.66	279.78	36,615.44	39,678.75	284.90	39,963.65	45,662.01	291.10	45,953.11
Interest	37,557.59	37,557.59	40,748.01	40,748.01	42,281.32 ^(b)	42,281.32
Investments	10,304.48	10,304.48	13,799.10	13,799.10	18,067.06	18,067.06
Subsidies	40,861.58	40,861.58	29,137.20	29,137.20	43,150.79	7.58	43,158.37
Pensionary Charges	41,194.31	41,194.31	49,112.25	49,112.25	54,575.45 ^(c)	54,575.45
Major Works	1,127.81	13,636.16	14,763.97	2,255.43	23,689.09	25,944.52	3,532.73	28,839.15	32,371.88
Supplies and Materials	1,876.47	6,998.27	8,874.74	2,529.07	7,413.11	9,942.18	2,577.48	7,116.06	9,693.54
Repayment of Borrowings	57,586.54	57,586.54	36,033.09	36,033.09	44,795.04	44,795.04
Minor Works	3,411.47	19.06	3,430.53	6,848.71	15.92	6,864.63	9,178.77	41.83	9,220.60
Other Charges	6,483.91	2,007.33	8,491.24	7,705.03	2,691.55	10,396.58	12,731.72	4,085.90	16,817.62
Loans and Advances	1,000.00	2,341.85	3,341.85	5,000.00	2,436.03	7,436.03	1,500.00	4,664.41	6,164.41
Scholarships/Stipend	2,630.09	0.35	2,630.44	6,737.34	0.20	6,737.54	6,757.90	0.14	6,758.04
Inter-Account transfer	6,032.85	522.76	6,555.61	5,685.79	910.47	6,596.26	6,293.40	965.36	7,258.76
Contributions	522.01	1,609.08	2,131.09	736.05	3,849.89	4,585.94	1,327.49	3,903.01	5,230.50
Office Expenses	1,906.12	7.46	1,913.58	2,162.65	18.15	2,180.80	1,577.84	164.27	1,742.11
Machinery and Equipment	191.04	558.88	749.92	355.22	714.19	1,069.41	346.50	815.03	1,161.53
Wages	2,227.02	641.09	2,868.11	2,257.27	758.61	3,015.88	2,424.39	797.76	3,222.15
Diet Charges	1,979.40	1,979.40	2,378.73	2,378.73	2,075.81	2,075.81
Purchase of Goods for Sale (Milk, etc.)	112.33	112.33	145.04	145.04	6.31	6.31
Domestic Travel Expenses	115.94	1.24	117.18	274.37	1.46	275.83	215.63	1.30	216.93
Telephone, Electricity and Water Charges	286.25	1.25	287.50	474.52	1.57	476.09	508.74	1.42	510.16
Rent, Rates and taxes	249.48	0.79	250.27	437.63	1.37	439.00	499.88	0.94	500.82
Professional Services	347.89	4.06	351.95	438.27	93.88	532.15	409.02	0.12	409.14
Rewards	32.95	32.95	49.03	49.03	82.55	82.55
Petrol, Oil, Lubricants	171.70	0.55	172.25	213.53	0.98	214.51	261.80	1.57	263.37
Motor Vehicles	92.62	7.16	99.78	104.31	0.05	104.36	106.92	11.96	118.88
Advertising and Publicity	80.44	80.44	117.06	0.05	117.11	157.44	0.15	157.59
Computer Expenses	203.21	0.03	203.24	294.55	0.92	295.47	342.90	0.55	343.45
Arms and Ammunition	1.09	1.09	35.89	35.89	40.09	40.09
Overtime Allowance	18.06	0.21	18.27	21.84	0.28	22.12	35.68	0.19	35.87
Clothing and Tentage	24.33	24.33	149.06	149.06	123.15	123.15
Secret Service Expenditure	9.03	9.03	20.14	20.14	18.20	18.20
Off Day Compensation	20.34	20.34	31.38	31.38	41.52	41.52
Publications	4.91	4.91	9.94	0.02	9.96	13.91	0.01	13.92
Contractual Services	511.64	511.64	1,277.03	11.84	1,288.87	1,472.38	15.13	1,487.51
Others ^(a)	86.31	0.07	86.38	185.31	0.37	185.68	262.74	164.67	427.41
Gross Total	3,17,434.67	97,952.11	4,15,386.78	3,57,264.61	94,389.72	4,51,654.33	4,15,465.61	1,18,192.41	5,33,658.02
Deduct Recoveries	6,824.91	8,337.02	15,161.93	7,578.72	9,250.21	16,828.93	7,851.21	7,089.35	14,940.56
Net Total	3,10,609.76	89,615.09	4,00,224.85	3,49,685.89	85,139.51	4,34,825.40	4,07,614.40	1,11,103.06	5,18,717.46

^(a) The object heads where expenditure is less than ₹ 10 crore are clubbed together and shown under the head 'Others'

^(b) Includes ₹ 592.12 crore interest paid on Major and Medium Irrigation and ₹ 0.04 crore recovery of over payment during previous years

^(c) Includes pensionary charges of ₹ 3,624.99 crore paid under 2053-District Administration, ₹ 0.84 crore paid under 2075-Miscellaneous General Services, ₹ 6,997.99 crore paid under 2202- General Education, ₹ 88.79 crore under 2235-Social Security and welfare, ₹ 41.69 crore under 2403- Animal Husbandry, ₹ 711.01 crore paid under 2415- District Administration)



STATEMENT No. 5 - STATEMENT OF PROGRESSIVE CAPITAL EXPENDITURE

Major Head	Description	Expenditure during 2021-22	Progressive Expenditure upto 2021-22	Expenditure during 2022-23	Progressive Expenditure upto 2022-23	Percentage Increase (+) Decrease (-) during the year
1	2	3	4	5	6	7
				(₹ in crore)		
	A - Capital Account of General Services -					
1.	4055 - Capital Outlay on Police	291.91	3,265.96	557.20	3,823.16	+ 90.88
2.	4058 - Capital Outlay on Stationery and Printing	14.83	78.68	31.84	110.52	+ 114.70
3.	4059 - Capital Outlay on Public Works	1,371.71	8,941.04	1,534.78 (a)	10,475.82	+ 11.89
4.	4070 - Capital Outlay on Other Administrative Services	1,002.76	5,356.78	1,402.74	6,759.52	+ 39.89
	Total, A-Capital Account of General Services	2,681.21	17,642.46	3,526.56	21,169.02	+ 31.53
	B - Capital Account of Social Services -					
	(a) Capital Account of Education, Sports, Art and Culture-					
5.	4202 - Capital Outlay on Education, Sports, Art and Culture	216.35	3,008.58	348.74	3,357.32	+ 61.19
	Total, (a)	216.35	3,008.58	348.74	3,357.32	+ 61.19
	(b) Capital Account of Health and Family Welfare-					
6.	4210 - Capital Outlay on Medical and Public Health	1,612.26	10,256.42	1,724.17 (b)	11,980.59	+ 6.94
7.	4211 - Capital Outlay on Family Welfare	3.08	3.08
	Total, (b)	1,612.26	10,259.50	1,724.17	11,983.67	+ 6.94
	(c) Capital Account of Water Supply, Sanitation, Housing and Urban Development-					
8.	4215 - Capital Outlay on Water Supply and Sanitation	2,488.93	177.46 (c)	2,666.39	+ 100.00
9.	4216 - Capital Outlay on Housing	197.01	1,536.10	312.46	1,848.56	+ 58.60
10.	4217 - Capital Outlay on Urban Development	933.79	11,023.10	5,048.97 (d)	16,072.07	+ 440.70
	Total, (c)	1,130.80	15,048.13	5,538.89	20,587.02	+ 389.82
	(d) Capital Account of Information and Broadcasting-					
11.	4220 - Capital Outlay on Information and Publicity	0.11	0.11
	Total, (d)	0.11	0.11
	(e) Capital Account of Welfare of Scheduled Castes, Scheduled Tribes and Other Backward Classes -					
12.	4225 - Capital Outlay on Welfare of Scheduled Castes, Scheduled Tribes and Other Backward Classes	815.17	10,705.83	1,279.05	11,984.88	+ 56.91
	Total, (e)	815.17	10,705.83	1,279.05	11,984.88	+ 56.91

(a) Includes an expenditure of ₹ 8.58 crore incurred on payment of grants-in-aid

(b) Includes an expenditure of ₹ 14.69 crore incurred on payment of grants-in-aid

(c) Represents expenditure incurred on payment of grants-in-aid

(d) Includes an expenditure of ₹ 3,217.65 crore incurred on payment of grants-in-aid

STATEMENT No. 5 - STATEMENT OF PROGRESSIVE CAPITAL EXPENDITURE - *contd...*

Major Head	Description	Expenditure during 2021-22	Expenditure during 2022-23	Progressive Expenditure upto 2021-22	Expenditure during 2022-23	Progressive Expenditure upto 2022-23	Percentage Increase (+) Decrease (-) during the year
1	2	3	5	4	5	6	7
		(₹ in crore)					
(g) Capital Account of Social Welfare and Nutrition-							
13.	4235 - Capital Outlay on Social Security and Welfare	63.42	91.54	655.50	91.54	747.04	+ 44.34
14.	4236 - Capital Outlay on Nutrition	164.58	164.58
	Total, (g) ..	63.42	91.54	820.08	91.54	911.62	+ 44.34
(h) Capital Account of Other Social Services-							
15.	4250 - Capital Outlay on Other Social Services	244.09	151.81	3,271.14	151.81	3,422.95	- 37.81
	Total, (h) ..	244.09	151.81	3,271.14	151.81	3,422.95	- 37.81
	Total, B-Capital Account of Social Services ..	4,082.09	9,134.20	43,113.37	9,134.20	52,247.57	+ 123.76
C- Capital Account of Economic Services-							
(a) Capital Account of Agriculture and Allied Activities-							
16.	4401 - Capital Outlay on Crop Husbandry	187.43	187.43
17.	4402 - Capital Outlay on Soil and Water Conservation	2,096.82	2,152.58	18,593.37	2,152.58	20,745.95	+ 2.66
18.	4403 - Capital Outlay on Animal Husbandry	121.05	55.44	539.69	55.44	595.13	- 54.20
19.	4404 - Capital Outlay on Dairy Development	170.93	170.93
20.	4405 - Capital Outlay on Fisheries	91.02	94.48 (a)	1,244.27	94.48 (a)	1,338.75	+ 3.80
21.	4406 - Capital Outlay on Forestry and Wild Life	1,262.23	1,432.32	7,782.37	1,432.32	9,214.69	+ 13.48
22.	4408 - Capital Outlay on Food, Storage and Warehousing	1,655.31	3,228.40	17,952.32	3,228.40	21,180.72	+ 95.03
23.	4415 - Capital Outlay on Agricultural Research and Education	5.59	21.59	238.83	21.59	260.42	+ 286.12
24.	4425 - Capital Outlay on Co-operation	5.72	168.75	3,884.66	168.75	4,053.41	+ 2,850.17
25.	4435 - Capital Outlay on Other Agricultural Programmes	40.94	99.36	48.89	99.36	148.25	+ 142.70
	Total, (a) ..	5,278.68	7,252.92	50,642.76	7,252.92	57,895.68	+ 37.40

(a) Includes an expenditure of ₹ 7.58 crore incurred on payment of subsidies

STATEMENT No. 5 - STATEMENT OF PROGRESSIVE CAPITAL EXPENDITURE - *contd...*

Major Head	Description	Expenditure during 2021-22	Progressive Expenditure upto 2021-22	Expenditure during 2022-23	Progressive Expenditure upto 2022-23	Percentage Increase (+) Decrease (-) during the year
1	2	3	4	5	6	7
				(₹ in crore)		
	C- Capital Account of Economic Services- <i>contd...</i>					
	(b) Capital Account of Rural Development-					
26.	4515 - Capital Outlay on Other Rural Development Programmes	1,749.48	17,176.83	2,356.06 (a)	19,532.89	+ 34.67
	Total, (b) ..	1,749.48	17,176.83	2,356.06	19,532.89	+ 34.67
27.	(c) Capital Account of Special Areas Programme-					
	4551 - Capital Outlay on Hill Areas	152.08	1,145.42	167.74	1,313.16	+ 10.30
	Total, (c) ..	152.08	1,145.42	167.74	1,313.16	+ 10.30
28.	(d) Capital Account of Irrigation and Flood Control-					
	4700 - Capital Outlay on Major Irrigation	641.65	641.65	+ 100.00
29.	4701 - Capital Outlay on Major and Medium Irrigation	8,412.41	1,47,838.65	8,699.91	1,56,538.56	+ 3.42
30.	4702 - Capital Outlay on Minor Irrigation	1,677.90	19,259.86 (*)	1,617.26 (b)	20,877.12	- 3.61
31.	4711 - Capital Outlay on Flood Control Projects	116.45	1,030.24	160.42	1,190.66	+ 37.76
	Total, (d) ..	10,206.76	1,68,128.75	11,119.24	1,79,247.99	+ 8.94
32.	(e) Capital Account of Energy-					
	4801 - Capital Outlay on Power Projects	1,267.37	26,305.47	492.52	26,797.99	- 61.14
33.	4803 - Capital Outlay on Coal and Lignite	0.01	0.01
	Total, (e) ..	1,267.37	26,305.48	492.52	26,798.00	- 61.14
34.	(f) Capital Account of Industry and Minerals-					
	4851 - Capital Outlay on Village and Small Industries	0.09	287.14	(-) 0.06	287.08	- 166.67
35.	4853 - Capital Outlay on Non-Ferrous Mining and Metallurgical Industries	2.78	2.78
36.	4855 - Capital Outlay on Fertilizer Industries	4.18	4.18
37.	4857 - Capital Outlay on Chemical and Pharmaceutical Industries	0.17	0.17
38.	4860 - Capital Outlay on Consumer Industries	361.85	361.85
39.	4875 - Capital Outlay on Other Industries	19.68	315.73	72.52	388.25	+ 268.50
40.	4885 - Other Capital Outlay on Industries and Minerals	227.71	227.71
	Total, (f) ..	19.77	1,199.56	72.46	1,272.02	+ 266.51

(*) Includes ₹ 0.01 crore adjusted proforma due to rectification of balances owing to rounding off the transactions during previous years

(a) Includes an expenditure of ₹ 5.52 crore incurred on payment of grants-in-aid

(b) Includes an expenditure of ₹ 4.64 crore incurred on payment of grants-in-aid

STATEMENT No. 5 - STATEMENT OF PROGRESSIVE CAPITAL EXPENDITURE - contd...

Major Head	Description	Expenditure during 2021-22	Expenditure during 2021-22 upto	Expenditure during 2022-23	Expenditure during 2022-23 upto	Percentage Increase (+) Decrease (-) during the year
1	2	3	4	5	6	7
C- Capital Account of Economic Services- contd...						
(g) Capital Account of Transport-						
41.	5002 - Capital Outlay on Indian Railways - Commercial Lines	62.59	266.41	44.50	310.91	- 28.90
42.	5051 - Capital Outlay on Ports and Light Houses	...	22.82	...	22.82	...
43.	5053 - Capital Outlay on Civil Aviation	...	37.95	55.00	92.95	+ 100.00
44.	5054 - Capital Outlay on Roads and Bridges	20,487.61	1,02,215.62	25,795.11 (a)	1,28,010.73	+ 25.91
45.	5055 - Capital Outlay on Road Transport	529.61	5,351.69	798.65	6,150.34	+ 50.80
46.	5056 - Capital Outlay on Inland Water Transport	...	4.27	...	4.27	...
47.	5075 - Capital Outlay on Other Transport Services	...	178.22	...	178.22	...
	Total, (g) ..	21,079.81	1,08,076.98	26,693.26	1,34,770.24	+ 26.63
(h) Capital Account of Science, Technology						
48.	5275 - Capital Outlay on Other	377.73	377.73	+ 100.00
	Total, (h)	377.73	377.73	+ 100.00
(i) Capital Account of Science, Technology and Environment -						
49.	5402 - Capital Outlay on Space Research	...	1.07	...	1.07	...
	Total, (i)	1.07	...	1.07	...
(j) Capital Account of General Economic Services-						
50.	5452 - Capital Outlay on Tourism	99.90	457.89	47.43	505.32	- 52.52
51.	5465 - Investments in General Financial and Trading Institutions	46.00	1,952.71 (*)	85.31	2,038.02	+ 85.46
52.	5475 - Capital Outlay on Other General Economic Services	7.24	45.92	318.18 (b)	364.10	+ 4,294.75
	Total, (j) ..	153.14	2,456.52	450.92	2,907.44	+ 194.45
	Total, C-Capital Account of Economic Services ..	39,907.09	3,75,133.37	48,982.85	4,24,116.22	+ 22.74
	Grand Total ..	46,670.39	4,35,889.20	61,643.61	4,97,532.81	+ 32.08

(*) Includes ₹ 0.01 crore adjusted proforma due to rectification of balances owing to rounding off the transactions during previous years

(a) Includes an expenditure of ₹ 11.60 crore incurred on payment of grants-in-aid

(b) Includes an expenditure of ₹ 0.56 crore incurred on payment of grants-in-aid

STATEMENT No. 5 - STATEMENT OF PROGRESSIVE CAPITAL EXPENDITURE - contd...
Explanatory Notes

The return on Government investment in various departmentally managed commercial schemes activities (other than irrigation schemes) will be found in the Audit Report for the year 2022-23 (Civil) Government of Maharashtra. The financial results of irrigation schemes are given in Appendix-VIII

2. At the end of 2022-23, Government investments showed an increase of ₹ 18,783.67 crore (net) in Statutory Corporation (₹ 14,099.36 crore), Government Companies (₹ 4,504.91 crore), Co-operative Banks/Societies and Local Bodies (₹ 94.09 crore) and Rural Banks (₹ 85.31 crore)

The total investment of the Government in the share capital and debentures of different concerns at the end of 2021-22 and 2022-23 was ₹ 1,88,658.45 crore and ₹ 2,07,442.12 crore respectively and the dividend/interest received there from during 2021-22 and 2022-23 was ₹ 88.36 crore and ₹ 36.01 crore respectively as detailed in Statement No. 8 - (Page No. 31)

3. A summary of the financial results of the working of the Departmentally managed Government Undertakings as disclosed by the latest available proforma accounts is given below:

Sr. No.	Name of the Undertaking/scheme	Major Head under which expenses are accounted for	Year of Accounts	Capital Employed	Profit(+) / Loss(-)	Percentage of profit or loss to capital employed	Year from which proforma accounts are due
1	Greater Mumbai Milk Scheme, Worli	2404	2016-17	-11.67	-31.45	269.49	2017-18
2	Milk Transport Scheme, Worli	2404	2006-07	2.34	2007-08
3	Mother Dairy, Kurla	2404	2016-17	31.47	-19.90	-63.23	2017-18
4	Central Dairy, Goregaon	2404	2016-17	73.74	-20.55	-27.87	2017-18
5	Unit Scheme, Mumbai	2404	2014-15	30.33	0.61	2.01	2015-16
6	Agricultural Scheme, Mumbai	2404	2014-15	10.45	-1.40	-13.40	2015-16
7	Electrical Scheme, Mumbai	2404	2014-15	5.16	-2.75	-53.29	2015-16
8	Water Supply Scheme, Mumbai	2404	2014-15	15.57	-6.05	-38.86	2015-16
9	Cattle Feed Scheme, Mumbai	2404	2014-15	-3.33	4.14	-124.32	2015-16
10	Cattle Breeding and Rearing Farm, Palghar	2404	2015-16	1.32	-1.02	-77.27	2016-17
11	Dairy Project, Dapchari	2404	2016-17	16.25	-10.70	-65.85	2017-18
12	Government Milk Scheme, Bhiwandi	2404	2015-16	0.61	-0.31	-50.82	2016-17
13	Government Milk Chilling Centre, Saralgaon (District Thane)	2404	2015-16	0.21	-0.14	-66.67	2016-17
14	Government Milk Scheme, Khopoli	2404	2016-17	2.69	-1.72	-63.94	2017-18
15	Government Milk Scheme, Mahad	2404	2015-16	1.45	-0.46	-31.72	2016-17
16	Government Milk Scheme, Chiplun	2404	2016-17	2.64	-1.79	-67.80	2017-18
17	Government Milk Scheme, Ratnagiri	2404	2015-16	7.22	-2.20	-30.47	2016-17
18	Government Milk Scheme, Kankavali	2404	2016-17	2.24	-0.95	-42.41	2017-18
19	Government Milk Scheme, Pune	2404	2019-20	-28.09	-4.82	17.16	2020-21

STATEMENT No. 5 - STATEMENT OF PROGRESSIVE CAPITAL EXPENDITURE - conclud.
Explanatory Notes - conclud.

Sr. No.	Name of the Undertaking/scheme	Major Head under which expenses are accounted for	Year of Accounts	Capital Employed	Profit(+) / Loss(-)	Percentage of profit or loss to capital employed	Year from which
							accounts are due
20	Government Milk Scheme, Mahabaleshwar	2404	2020-21	2.47	-1.36	-55.06	2021-22
21	Government Milk Scheme, Satara	2404	2020-21	21.98	-3.43	-15.61	2021-22
22	Government Milk Scheme, Miraj	2404	2018-19	20.42	-71.04	-347.89	2019-20
23	Government Milk Scheme, Solapur	2404	2019-20	1.73	-1.60	-92.49	2020-21
24	Government Milk Scheme, Nashik	2404	2019-20	3.52	-2.36	-67.05	2020-21
25	Government Milk Scheme, Wani (District Nashik)	2404	2019-20	0.23	-0.11	-47.83	2020-21
26	Government Milk Scheme, Ahmednagar	2404	2020-21	1.84	-1.35	-73.37	2021-22
27	Government Milk Scheme, Chalisgaon	2404	2017-18	1.82	-0.75	-41.21	2018-19
28	Government Milk Scheme, Dhule	2404	2020-21	6.16	-1.81	-29.38	2021-22
29	Government Milk Scheme, Aurangabad	2404	2018-19	72.33	-9.48	-13.11	2019-20
30	Government Milk Scheme, Udgir	2404	2017-18	39.48	-10.31	-26.11	2018-19
31	Government Milk Scheme, Beed	2404	2020-21	82.54	-11.50	-13.93	2021-22
32	Government Milk Scheme, Nanded	2404	2019-20	11.03	-3.50	-31.73	2020-21
33	Government Milk Scheme, Bhoom	2404	2019-20	20.36	-4.12	-20.24	2020-21
34	Government Milk Scheme, Parbhani	2404	2020-21	155.50	-25.77	-16.57	2021-22
35	Government Milk Scheme, Amravati	2404	2016-17	18.68	-4.03	-21.57	2017-18
36	Government Milk Scheme, Akola	2404	2016-17	21.69	-7.06	-32.55	2017-18
37	Government Milk Scheme, Yavatmal	2404	2017-18	17.41	-2.70	-15.51	2018-19
38	Government Milk Scheme, Nandura	2404	2017-18	5.95	-1.04	-17.48	2018-19
39	Government Milk Scheme, Nagpur	2404	2014-15	1.25	-6.32	-505.60	2015-16
40	Government Milk Scheme, Wardha	2404	2020-21	61.78	-7.10	-11.49	2021-22
41	Government Milk Scheme, Chandrapur	2404	2018-19	-0.04	-4.45	1,1125.00	2019-20
42	Government Milk Scheme, Gondia	2404	2019-20	42.87	-8.36	-19.50	2020-21
Food, Civil Supplies and Consumer Protection Department							
43	Procurement and Distribution and Price Control Scheme in Mumbai and Thane Rationing Area	4408	2018-19	2,885.96	-506.61	-17.55	2019-20
44	Procurement and Distribution and Price Control Scheme in Mofussil Area	4408	2018-19	1,363.09	-430.29	-31.57	2019-20

❖ ❖ ❖ ❖ ❖ ❖ ❖ ❖ ❖ ❖ ❖ ❖ ❖ ❖ ❖ ❖

STATEMENT No. 6 - STATEMENT OF BORROWINGS AND OTHER LIABILITIES

(i) Statement of Public Debt and Other Liabilities*

Nature of Borrowings	(₹ in crore)					
	Balance on 1 April 2022	Receipts during the year	Repayments during the year	Balance on 31 March 2023	Net increase(+) or decrease(-)	As per cent of total liabilities
A - Public Debt						
6003 - Internal Debt of the State Government						
Market Loans	3,80,244.29	71,995.76	29,185.00	4,23,055.05	+ 42,810.76	+ 11.26
Special Drawing facility on 91 days	...	7,129.25	7,129.25
Bonds	3.41	(-) 1.60 (b)	...	1.81	- 1.60	- 46.92
Loans from Financial Institutions	20,852.95	5,342.79	2,068.61	24,127.13	+ 3,274.18	+ 15.70
Special Securities issued to National Small Saving Funds	43,993.40	...	5,380.71	38,612.69	- 5,380.71	- 12.23
Other Loans	(-) 14.44	(-) 14.44 (a)
6004 - Loans and Advances from the Central Government						
Non-Plan Loans	26.99	...	5.61	21.38	- 5.61	- 20.79
Loans for State/Union Territory Plan Schemes	3,809.46	...	927.76	2,881.70	- 927.76	- 24.35
Loans for Central Plan Schemes
Loan for Centrally Sponsored Plan Schemes
Pre 1984-85 Loans	6.73	6.73
Other Loans for States/Union Territories with Legislatures	34,112.51	10,235.89	98.10	44,250.30	+ 10,137.79	+ 29.72
Total, Public Debt	4,83,035.30	94,702.09	44,795.04	5,32,942.35	+ 49,907.05	+ 10.33
B - Other Liabilities						
Public Accounts						
Small Savings, Provident Funds etc.	29,156.93	5,912.69	5,336.25	29,733.37	+ 576.44	+ 1.98
Reserve Funds Bearing Interest	4,798.95	5,103.32	4,391.07	5,511.20	+ 712.25	+ 14.84
Reserve Funds Not Bearing Interest	7,501.18	6,320.90	6,782.01	7,040.07	- 461.11	- 6.15
Deposits Bearing Interest	59,858.88 #	16,474.99	15,304.71	61,029.16	+ 1,170.28	+ 1.96
Deposit Not Bearing Interest	21,944.02 #	41,443.34	38,889.78	24,497.58	+ 2,553.56	+ 11.64
Total, Other Liabilities	1,23,259.96	75,255.24	70,703.82	1,27,811.38	+ 4,551.42	+ 3.69
Total, Public Debt and Other Liabilities	6,06,295.26	1,69,957.33	1,15,498.86	6,60,753.73	+ 54,458.47	+ 8.98
Total, Public Debt and Other Liabilities	6,06,295.26	1,69,957.33	1,15,498.86	6,60,753.73	+ 54,458.47	+ 8.98

* Detailed Account is in Statement No. 17 and Statement No. 21

Includes ₹ 0.01 crore adjusted proforma due to rectification of balances owing to rounding off the transactions during previous years

(a) Minus balance is due to misclassification and is under reconciliation with Urban Development Department, Housing Department and Pay and Accounts Office, Mumbai

(b) Minus receipts is due to rectification of misclassification during previous year

STATEMENT No. 6 - STATEMENT OF BORROWINGS AND OTHER LIABILITIES - contd...
(ii) EXPLANATORY NOTES

1. Amortisation arrangements

The State Government, in consultation with the Reserve Bank of India, decided (April 1975) that it was not obligatory on its part to make any contribution to the Sinking and Depreciation Funds. Accordingly, no amortisation arrangements were being made in respect of open market loan floated since 1975-76 to 1998-99. However from the year 1999-2000, Consolidated Sinking Fund has been established for amortisation of open market loans. It was further revised with effect from the Financial year 2017-18 with the objective of utilising Consolidated Sinking Fund for redemption of the outstanding liabilities of the Government, commencing from the financial year 2022-23. Funds of ₹ 1,500 crore were transferred to the Consolidated Sinking Fund from Revenue Account during 2022-2023

CONSOLIDATED SINKING FUND ACCOUNT *						
						(₹ in crore)
Description of Loan	Balance on 1 April 2022	Amount Appropriated from Revenues	Interest on Investments	Net Redemption	Amount realised on Disinvestments	Balance on 31 March 2023 (2+3+4- 5+6)
1	2	3	4	5	6	7
Market Loans	54,374.14	1,500.00	4,129.89	60,004.03

* For details see Annexure to Statement No. 22 at Page No. 309

2 Loans from National Small Saving Fund

Loans out of the collection in the 'Small Savings Schemes' and 'Public Provident Fund' in the Post offices are being shared between the State Government and the Central Government in the ratio of 3:1. A separate fund viz. 'National Small Savings Fund' was created in 1999-2000 for the purpose of release of loans out of Small Savings collections. During 2022-23 ₹ 5,380.71 crore was repaid. The balance outstanding at the end of the year was ₹ 38,612.69 crore which was 7.25 per cent of the total Public Debt of the State Government as on 31 March 2023

3 Loans and Advances from Government of India

₹ 10,235.89 crore were received from the Government of India and ₹ 1,031.47 crore were repaid during the year 2022-23. The repayment of the loans received from the Government of India was made according to the terms and conditions of the loans and there were no defaults or delays in repayment. For details of repayments please see Annexure to Statement No. 17 (Page No. 231)

4 Market Loans

This refers to loans raised in the open market and having a currency of more than 12 months. Fresh Loans of ₹ 72,000.00 crore were raised by the Government during the year 2022-2023 to finance capital expenditure in connection with the development programmes of the State of Maharashtra. A loan of ₹ 2,000 crore (7.11 per cent Maharashtra State Development Loan-2029), ₹ 2,000 crore (7.18 per cent Maharashtra State Development Loan-2030), ₹ 5,500 crore (7.61 per cent Maharashtra State Development Loan-2029), ₹ 4,500 crore (7.63 per cent Maharashtra State Development Loan-2030), ₹ 2,000 crore (7.70 per cent Maharashtra State Development Loan-2032), ₹ 2,000 crore (7.62 per cent Maharashtra State Development Loan-2030), ₹ 2,000 crore (7.72 per cent Maharashtra State Development Loan-2034), ₹ 2,000 crore (7.70 per cent Maharashtra State Development Loan-2032-B), ₹ 2,000 crore (7.72 per cent Maharashtra State Development Loan-2030-B), ₹ 2,000 crore (7.62 per cent Maharashtra State Development Loan-2030-B), ₹ 2,000 crore (7.89 per cent Maharashtra State Development Loan-2032-B), ₹ 2,000 crore (7.86 per cent Maharashtra State Development Loan-2030), ₹ 2,000 crore (7.64 per cent Maharashtra State Development Loan-2032), ₹ 2,000 crore (7.62 per cent Maharashtra State Development Loan-2030-C), ₹ 4,000 crore (7.76 per cent Maharashtra State Development Loan-2030), ₹ 4,000 crore (7.70 per cent Maharashtra State Development Loan-2030), ₹ 2,500 crore (7.57 per cent Maharashtra State Development Loan-2031), ₹ 2,500 crore (7.64 per cent Maharashtra State Development Loan-2033), ₹ 2,000 crore (7.7 per cent Maharashtra State Development Loan-2031), ₹ 2,000 crore (7.7 per cent Maharashtra State Development Loan-2033), ₹ 2,500 crore (7.72 per cent Maharashtra State Development Loan-2032), ₹ 2,500 crore (7.73 per cent Maharashtra State Development Loan-2034), ₹ 3,000 crore (7.73 per cent Maharashtra State Development Loan-2032), ₹ 2,500 crore (7.72 per cent Maharashtra State Development Loan-2031), ₹ 2,500 crore (7.74 per cent Maharashtra State Development Loan-2033), ₹ 2,500 crore (7.66 per cent Maharashtra State Development Loan-2033), ₹ 2,500 crore (7.69 per cent Maharashtra State Development Loan-2031) were raised by the Government during the year 2022-23. It was issued at price of ₹ 100. This loan is redeemable at par on 31 July 2029, 08 April 2030, 11 May 2029, 11 May 2030, 25 May 2032, 25 May 2034, 25 May 2030, 25 May 2032, 25 May 2034, 25 May 2030, 08 June 2030, 28 September 2032, 28 May 2030, 04 October 2030, 19 October 2030, 27 October 2030, 25 January 2031, 25 January 2033, 08 March 2031, 08 March 2033, 23 March 2032, 23 March 2034, 29 March 2032, 01 March 2031, 01 March 2033, 15 March 2033, 15 March 2031 respectively. The total loans were realised in cash. The particulars of the outstanding market loans are given in Annexure to Statement No. 17

STATEMENT No. 6 - STATEMENT OF BORROWINGS AND OTHER LIABILITIES - conclud.
EXPLANATORY NOTES - conclud.

5. Service of debt :-

Interest on debt and other obligations - The outstanding gross debt and other obligations and the total net amount of interest charges met from revenue during 2021-22 and 2022-23 were as shown below:-

	2022-23	2021-22	Net increase (+)/ Decrease (-) during the year (₹ in crore)
(i) Gross debt and other obligations outstanding at the end of the year			
(a) Public Debt and Small Savings, Provident Funds etc.	5,62,675.72	5,12,192.23	+ 50,483.49
(b) Other obligations	98,078.01	94,103.03	+ 3,974.97
Total (i)	6,60,753.73	6,06,295.26	+ 54,458.47
(ii) Interest paid by Government			
(a) On Public Debt and Small Savings, Provident Funds etc.	40,764.86	39,816.32	+ 948.54
(b) On Other obligations	924.30	341.72	+ 582.58
Total (ii)	41,689.16	40,158.04	+ 1,531.12
(iii) Deduct			
(a) Interest received on loans and advances given by Government	180.85	202.05	- 21.20
(b) Interest realised on investment of cash balances	1,498.98	1,191.16	+ 307.82
Total (iii)	1,679.83	1,393.21	+ 286.62
(iv) Net interest charges Total (ii) - Total (iii) -	40,009.33 *	38,764.83	+ 1,244.50
(v) Percentage of gross interest [item (ii)] to total revenue receipts	10.28	12.05	- 1.77
(vi) Percentage of net interest [item (iv)] to total revenue receipts	9.86	11.63	- 1.77

6. Appropriation for reduction or avoidance of Debt - During the year 2022-23, an amount of ₹ 1,500 crore was appropriated from revenue (Major Head 2048 - Appropriation for reduction or avoidance of debt) to Sinking Fund established for amortisation of open market loans

* There was in addition certain other receipts and adjustments totalling ₹ 750.37 crores such as interest received from commercial departments, interest on arrears of revenue and interest on "Miscellaneous" account. If these are also deducted, the net burden of interest on the revenue would be ₹ 39,258.96 crore which works out to 9.68 per cent of the revenue

The Government also received ₹ 36.01 crore during the year as dividend on investments in various undertakings



STATEMENT No. 7. STATEMENT OF LOANS AND ADVANCES GIVEN BY THE GOVERNMENT

Section 1 : Summary of Loans and Advances - Loanee Group wise

Loanee Groups	(1)	(2)	(3)	(4)	(5)	(6)	(7)	(8)
Universities/Academic Institutions		10.12	1.32	8.80	- 1.32
Panchayat Raj Institutions		934.44	1.97	0.36	936.05	+ 1.61
Municipalities/Municipal Corporations		897.68	745.00	7.14	1,635.54	+ 737.86
Urban Development Authorities		3,059.80	848.26	2.61	3,905.45	+ 845.65
Housing Boards		2.84	2.84
State Housing Corporation		560.46	560.46
Statutory Corporations		2,811.94	47.66	2,764.28	- 47.66
Government Companies		6,111.51	81.26	2.22	6,190.55	+ 79.04
Co-operative Societies/ Co-operatives / Corporations/ Banks		3,449.78	52.61	65.94	3,436.45	- 13.33
Others		7,582.20	2,227.26	125.52	9,683.94	+ 2,101.74
Government Servants		2,666.43	708.05	389.85	2,984.63	+ 318.20
Loans for Miscellaneous purposes	
Total – Loans and Advances		28,087.20	4,664.41	642.62	32,108.99	+ 4,021.79

(*) Data awaited from State Government Departments (July 2023)

Following are the cases of loans having been sanctioned as 'loan in perpetuity'

Sl. No.	Loanee group	Year of sanction	Sanction Order No.	Amount	Rate of Interest
Data not made available by the State Government.					

STATEMENT No. 7. STATEMENT OF LOANS AND ADVANCES GIVEN BY THE GOVERNMENT - contd...
Section 2 : Summary of Loans and Advances - Sector wise

Sectors ¹	(1)	(2)	(3)	(4)	(5)	Balance as on 31 March 2023 (2+3)-(4+5)	Net increase (+) / decrease (-) during the year (2-6)	(7)	(8)
Social services									
Universities/Academic Institutions	10.12	...	1.32	...	8.80	- 1.32
Panchayat Raj Institutions	933.14	1.97	0.36	...	934.75	+ 1.61
Municipalities/Municipal Councils/Municipal Corporations	876.00	745.00	7.14	...	1,613.86	+ 737.86
Urban Development Authorities	3,059.80	848.26	2.61	...	3,905.45	+ 845.65
Housing Boards	2.84	2.84
State Housing Corporation	560.46	560.46
Statutory Corporations	13.48	13.48
Government Companies	3,193.63	3,193.63
Co-operative Societies/ Co-operatives / Corporations/ Banks	350.93	49.70	49.33	...	351.30	+ 0.37
Others	1,061.57	1,401.24	21.64	...	2,441.17	+ 1,379.60
Total- Social Services	10,061.97	3,046.17	82.40	...	13,025.74	+ 2,963.77
Economic services									
Panchayat Raj Institutions	1.30	1.30
Municipalities/Municipal Councils/Municipal Corporations	21.68	21.68
Statutory Corporations	2,798.46	...	47.66	...	2,750.80	- 47.66
Government Companies	2,917.88	81.26	2.22	...	2,996.92	+ 79.04
Co-operative Societies/Co-operatives/ Corporations/Banks	3,098.85	2.91	16.61	...	3,085.15	- 13.70
Others	6,520.63	826.02	103.88	...	7,242.77	+ 722.14
Total- Economic Services	15,358.80	910.19	170.37	...	16,098.62	+ 739.82
Government Servant									
Government Servant	2,666.43	708.05	389.85	...	2,984.63	+ 318.20
Total- Government Servants	2,666.43	708.05	389.85	...	2,984.63	+ 318.20

¹ For details please refer to Statement No. 18

(*) Data awaited from State Government Departments (July 2023)

STATEMENT No. 7. STATEMENT OF LOANS AND ADVANCES GIVEN BY THE GOVERNMENT - contd...

Section 2 : Summary of Loans and Advances - Sector wise - conclud.

Sectors	Balance as on 1 April 2022	Disbursements during the year	Repayments during the year	Write off of Loans and Advances	Balance as on 31 March 2023 (2+3)-(4+5)	Net increase (+) / decrease (-) during the year (2- 6)	Net Interest Payment in arrears
Loans for Miscellaneous purpose							
Loans for Miscellaneous purposes
Total – Loans for Miscellaneous purposes
Total – Loans and Advances	28,087.20	4,664.41	642.62	32,108.99	+ 4,021.79
Entities under Liquidations -							

The details of entities against which loans are outstanding and have gone under liquidation are awaited from all 33 Departments (July 2023)

STATEMENT No. 7. STATEMENT OF LOANS AND ADVANCES GIVEN BY THE GOVERNMENT - conold.

Section 3 : Summary of repayments in arrears from Loanee group

Loanee group	Amount of arrears as on 31 March 2022		Earliest period to which arrears relate	Total loans outstanding against the group on 31 March 2023
	Principal	Interest		
(1)	(2)	(3)	(4)	(5)
				(6)

(₹ in crore)

Not made available by the State Government Departments*

*** Recoveries in Arrears**

According to orders issued by the Government in February 1966, the administrative departments are to intimate to Audit every year by 15 July the arrears (as on 31 March preceding) in recovery of principal and interest on loans of which the detailed accounts are maintained by the departmental offices. As per the orders issued by the Government in December 1985, the Administrative Departments of the Government/Heads of Departments are required to maintain detailed accounts of all loans and their subordinate offices maintain regular accounts beneficiary-wise and watch recovery under each scheme from 1 April 1986. Information is awaited from all 33 Departments (July 2023)



STATEMENT No. 8 - STATEMENT OF INVESTMENTS OF THE GOVERNMENT

SECTION -1 : Comparative summary of Government Investments in the share capital and debentures of various entities for 2021-22 and 2022-23

Name of the concern	2022-23			2021-22			(₹ in crore)
	Number of entities	Investment at the end of the year	Dividend/interest received during the year	Number of entities	Investment at the end of the year	Dividend/interest received during the year	
1. Statutory Corporations	.. 16	1,88,590.65	1.08	16	1,74,491.29	1.90	
2. Rural Banks	.. 12	192.77	12	107.46	
3. Government Companies	.. 61	13,823.06	7.28	60	9,318.15	10.16	
4. Joint Stock Companies and Partnerships	.. 7	0.46	0.03	7	0.46	3.03	
5. Co-operative Banks/Societies and Local Bodies	.. 16 (*)	4,834.86	16 (*)	4,740.77	
6. Concerns under liquidation	.. 9	0.32	9	0.32	
Total	.. 121	2,07,442.12	36.01 (b)	120	1,88,658.45	88.36 (a)	

* Includes 2 Local Bodies and 14 categories of Co-operative societies

(a) Details of ₹ 73.27 crore are awaited from the Government (July 2023)

(b) Details of ₹ 27.62 crore are awaited from the Government (July 2023)



STATEMENT No. 9 - STATEMENTS OF GUARANTEES GIVEN BY THE GOVERNMENT

(₹ in crore)

A. Sector-wise details of Guarantees													
Sector (No. of Guarantees within bracket)	Maximum Amount guaranteed		Outstanding at the beginning of 2022-23		Net of Additions(+)/ Deletions(-) (other than invoked) during the year	Invoked during the year		Outstanding at the end of 2022-23		Guarantee commission or fee		Other Material Details	
	Principal	Interest	Principal	Interest		Dis-charged	Not Dis-charged	Principal	Interest	Received	Receivable		
State Financial Corporation/ Companies (16)	7,285.84	5,710.39	470.37	31.06	(-) 97.54	20.26 (a)	388.39	15.50	11.77	2.73	
Roads & Transport (6)	42,406.07	32,436.00	(-) 3,866.00	28,570.00	1,054.06	1.46	
Power (2)	13,300.00	3,367.93	12,758.00	2,461.50	2,859.83	14,293.50 (*)	3,785.83 (*)	
Municipalities / Local Bodies (26)	391.88	30.15	30.15	3.67	
Co-operatives (58)	9,062.51	226.51	1,500.75	1,575.52	(-) 526.80	915.55	1,633.92	519.21	1,276.80	
Total	72,446.30	9,304.83	47,195.27	4,068.08	(-) 1,630.51	20.26	44,197.59	5,435.25	1,588.71	1,280.99	

(a) The Guarantee of ₹ 31.98 crore of Maharashtra State Co-operative Housing Finance Corporation Limited, was invoked during the year 2013-14. Out of which ₹ 9.08 crore in year 2013-14 and ₹ 2.55 crore in the year 2014-15 was discharged. The balance amount ₹ 20.26 crore is yet to be discharged

(*) The net amount of ₹ 1,411.40 crore more than the maximum amount guaranteed is under reconciliation with the State Government



STATEMENT No. 10 - STATEMENT OF GRANTS-IN-AID GIVEN BY THE GOVERNMENT

(i) Details of total funds during the Year 2022-23 as Grants-in-aid and Funds Allocated for Creation of Assets

(₹ in crore)

Name / Category of the Grantee	Total funds released as Grants-in-aid		Funds allocated for creation of Capital Assets out of total funds released shown in Column No. (2)		Total
	State Fund - Scheme	State Fund - Committed	State Fund - Scheme	State Fund - Committed	
(1)	(2)		(3)		
1. Panchayati Raj Institutions					
(i) Zilla Parishads	3,723.38	27,883.76	156.85	156.85
(ii) Panchayat Samities	1,318.98	253.09
(iii) Gram Panchayats	4,323.29	55.76	55.76
2. Urban Local Bodies					
(i) Municipal Corporations	1,602.77 (a)	24,488.79	2.50	2.50
(ii) Municipalities/ Municipal Councils	8,905.90 (b)	5,089.76	137.27	137.27
(iii) Others
3. Public Sector Undertakings					
(i) Government Companies	183.46	11.40
(ii) Statutory Corporations	70.00
4. Autonomous Bodies					
(i) Universities	294.51	730.08
(ii) Development Authorities	3,406.51	1,638.84	286.03	286.03
(iii) Co-operative Institutions	281.23	4.80
(iv) Others	917.98
5. Non-Government Organisations					
	669.74	58.93
6. Others	39,706.63 (c)	57,561.65	1,252.74	1,252.74
Total-	61,011.09	1,22,114.39	1,891.15	1,83,125.48 (Z)	1,891.15

(a) Includes ₹ 969.59 crore debited to capital head of account

(b) Includes ₹ 2,248.06 crore debited to capital head of account

(c) Includes ₹ 223.06 crore debited to capital head of account

(Z) Includes ₹ 4,811.64 crore in respect of Major Head - 3604 Compensation and Assignment to Local Bodies and PRIs shown separately, therefore differs from figure shown in Statement No. 4 B - Expenditure by nature

STATEMENT No. 10 - STATEMENT OF GRANTS-IN-AID GIVEN BY THE GOVERNMENT - *concl'd.*

(ii) Details of total value of Grants-in-aid in kind and value of Grants-in-aid in kind being Capital Asset in Nature

Name/Category of the Grantee	Total Value of Grants-in-aid in kind*	Value of Grants-in-aid in kind being Capital Asset in Nature
(1)	(2)	(3)
1. Panchayati Raj Institutions		
(i) Zilla Parishads
(ii) Panchayat Samities
(iii) Gram Panchayats
2. Urban Local Bodies		
(i) Municipal Corporations
(ii) Municipalities/ Municipal Councils
(iii) Others
3. Public Sector Undertakings		
(i) Government Companies
(ii) Statutory Corporations
4. Autonomous Bodies		
(i) Universities
(ii) Development Authorities
(iii) Cooperative Institutions
(iv) Others
5. Non-Government Organisations		

6. Others		
	304.01 (A)
Total-	304.01

* Out of 33 Administrative Departments the information in respect of 32 Departments are awaited (July 2023)

(A) Grantee institution wise details of medicines and drugs provided in kind are awaited from Public Health Department (July 2023)



STATEMENT No.11 - STATEMENT OF VOTED AND CHARGED EXPENDITURE

Particulars	Actuals					
	2022-23		2021-22			
	Charged 2.	Voted 3.	Total 4.	Charged 5.	Voted 6.	Total 7. (₹ in crore)
1.						
Expenditure Heads (Revenue Account)	45,066.99	3,62,547.41	4,07,614.40	46,297.04	3,03,388.85	3,49,685.89
Expenditure Heads (Capital Account)	51.71	61,591.90	61,643.61	18.21	46,652.18	46,670.39
Disbursements under Public Debt, Loans and Advances, Inter-State Settlement, and transfer to Contingency Fund (a)	44,795.04	4,864.41	49,659.45	36,033.09	2,436.03	38,469.12
Total	89,913.74	4,29,003.72	5,18,917.46	82,348.34	3,52,477.06	4,34,825.40
(a) The figures have been arrived at as follows :-						
(E) Public Debt-						
Internal Debt of the State Government	43,763.57	43,763.57	34,918.09	34,918.09
Loans and Advances from the Central Government	1,031.47	1,031.47	1,115.00	1,115.00
(F) Loans and Advances *						
Loans for General Services
Loans for Social Services	3,046.17	3,046.17	1,863.75	1,863.75
Loans for Economic Services	910.19	910.19	87.29	87.29
Loans to Government Servants, etc.	708.05	708.05	484.99	484.99
Loans for Misc. Purpose
(G) Inter State Settlement						
Inter-State Settlement
(H) Transfer to Contingency Fund						
Transfer to Contingency Fund	200.00	200.00
Total	44,795.04	4,864.41	49,659.45	36,033.09	2,436.03	38,469.12

(*) A more detailed account is given in Statement No. 18 at Page 233

(i) The percentage of charged expenditure and voted expenditure to total expenditures during 2021-22 and 2022-23 was as under:-

Year	Percentage of total expenditure	
	Charged	Voted
2021-22	19	81
2022-23	17	83



**STATEMENT No. 12 - STATEMENT OF SOURCES AND APPLICATION OF FUNDS FOR EXPENDITURE
OTHER THAN ON REVENUE ACCOUNT**

Heads	On 1 April	During the Year	On 31 March
	2022	2022-23	2023
1.	2.	3.	4.
	(₹ in crore)		
CAPITAL AND OTHER EXPENDITURE -			
Capital Expenditure			
General Services	17,642.46	3,526.56	21,169.02
Education, Sports, Art and Culture	3,008.58	348.74	3,357.32
Health and Family Welfare	10,259.50	1,724.17	11,983.67
Water Supply, Sanitation, Housing and Urban Development	15,048.13	5,538.89	20,587.02
Information and Publicity	0.11	0.11
Welfare of Scheduled Castes, Scheduled Tribes and Other Backward Classes	10,705.83	1,279.05	11,984.88
Social Welfare and Nutrition	820.08	91.54	911.62
Other Social Services	3,271.14	151.81	3,422.95
Agriculture and Allied Activities	50,642.76	7,252.92	57,895.68
Rural Development	17,176.83	2,356.06	19,532.89
Special Areas Programme	1,145.42	167.74	1,313.16
Irrigation and Flood Control	1,68,128.75 (*)	11,119.24	1,79,247.99
Energy	26,305.48	492.52	26,798.00
Industry and Minerals	1,199.56	72.46	1,272.02
Transport	1,08,076.98	26,693.26	1,34,770.24
Communication	377.73	377.73
Science, Technology and Environment	1.07	1.07
General Economic Services	2,456.52 (*)	450.92	2,907.44
Total, Capital Expenditure	4,35,889.20	61,643.61	4,97,532.81

(*) Includes ₹ 0.01 crore adjusted proforma due to rectification of balances owing to rounding off the transactions during previous years

**STATEMENT No. 12 - STATEMENT OF SOURCES AND APPLICATION OF FUNDS FOR EXPENDITURE
OTHER THAN ON REVENUE ACCOUNT - contd...**

Heads	On 1 April	During the Year	On 31 March
	2022	2022-23	2023
1.	2.	3.	4.
	(₹ in crore)		
CAPITAL AND OTHER EXPENDITURE - contd...			
LOANS AND ADVANCES			
Loans and Advances of various Services			
Education, Sports, Art and Culture	17.32	(-) 1.32	16.00
Health and Family Welfare	0.96	(-) 0.02	0.94
Water Supply, Sanitation, Housing and Urban Development	8,723.72	2,911.93	11,635.65
Welfare of Scheduled Castes, Scheduled Tribes and Other Backward Classes	1,024.70	51.25	1,075.95
Social Welfare and Nutrition	66.74	(-) 0.55	66.19
Others	229.04	2.48	231.52
Agriculture and Allied Activities	8,353.87	(-) 60.80	8,293.07
Rural Development	1.92	1.92
Irrigation and Flood Control	56.98	56.98
Energy	5,647.99	663.71	6,311.70
Industry and Minerals	912.25	136.95	1,049.20
Transport	0.84	0.84
General Economic Services	384.44	(-) 0.04	384.40
Loans to Government Servants	2,666.43	318.20	2,984.63
Loans for Miscellaneous Purposes
Total, Loans and Advances	28,087.20	4,021.79	32,108.99
Total, Capital and Other Expenditure	4,63,976.40	65,665.40	5,29,641.80

**STATEMENT No. 12 - STATEMENT OF SOURCES AND APPLICATION OF FUNDS FOR EXPENDITURE
OTHER THAN ON REVENUE ACCOUNT - contd..**

Heads	During the Year		On 31 March
	2022-23	3.	2023
	2.	(₹ in crore)	4.
1.			
CAPITAL AND OTHER EXPENDITURE - conclud.			
<i>Deduct -</i>			
i) Contribution from Contingency Fund
ii) Contribution from Miscellaneous Capital Receipts	533.72	533.72
iii) Contribution from Development Funds, Reserve Funds etc.
Net Capital and Other Expenditure	4,63,442.68	65,665.40	5,29,108.08 (c)
PRINCIPAL SOURCES OF FUNDS-			
Debt-			
Internal Debt of the State Government	4,45,079.61	40,702.63	4,85,782.24
Loans and Advances from the Central Government	37,955.69	9,204.42	47,160.11
Small Savings, Provident Funds, etc.	29,156.93	576.44	29,733.37
Total, Debt	5,12,192.23	50,483.49	5,62,675.72
Other Receipts -			
Contingency Funds	150.00	150.00
Sinking Funds and Reserve Funds	67,435.73	5,959.44	73,395.17
Net Balances under Deposits	81,776.77	3,721.04	85,497.81
Civil Advances	13.11	1.40	14.51
Suspense and Miscellaneous (Other than amount closed to Government Account and Cash Balance Investment Account)	19,705.82	10,521.34	30,227.16
Remittances	1,110.65	528.49	1,639.14
Total, Other Receipts	1,70,192.08	20,731.71	1,90,923.79
Total, Debt and Other Receipts	6,82,371.20	71,215.20	7,53,599.51
Deduct-			
i) Cash Balance	200.44	(-) 12,771.71	(-) 12,571.27
ii) Investments	77,245.44	16,383.90	93,629.34
Deduct: Revenue Deficit/Add: Revenue Surplus	6,04,925.32	67,601.87	6,72,541.44
Add: Amount closed to Government Account		(-) 1,936.47	
Deduct: Inter State Suspense		(-) 1.14	
		
Net Provision of Funds		65,664.26	
Progressive Net Capital and Other Expenditure		5,29,108.08	
Progressive Principal Sources of Funds		6,72,541.44	
Difference		(-) 143,433.36	

(c) Excludes expenditure under certain Capital Major Heads allocable from the former Madhya Pradesh and Hyderabad States and includes that allocable to Mysore and Gurajat State

STATEMENT No. 12 - STATEMENT OF SOURCES AND APPLICATION OF FUNDS FOR EXPENDITURE

OTHER THAN ON REVENUE ACCOUNT - conclud.
Note:- The difference of ₹ (-) 1,43,433.36 crore between the net provision of funds (y) exhibited in the Statement and the net capital and other expenditure (x) to the end of the year is explained below:-

	(₹ in crore)
I. Net effect of balance transferred to the State on 1 April 1936	2.25
II. Accumulated net Revenue Surplus	(-) 1,40,294.98
III. Net account adjustment under "E-Miscellaneous"	6,358.55
IV. Capital Expenditure transferred from Sind during 1937-38	0.12
V. Capital expenditure corrected proforma due to -	
(A) Rectification of misclassification between 'Revenue' and 'Capital' sections in the accounts of the previous years (₹ 41.54 crore) and change in classification of expenditure (₹ 55.99 crore)	101.90
(B) Dropping of capital expenditure not representing any concrete assets incurred prior to bifurcation of the Bombay State	(-) 3.81
(C) Dropping of net capital expenditure on electricity schemes incurred prior to 1954-55 and treated as loan to the Maharashtra State Electricity Board in 1962-63 consequent upon transfer of the schemes to the Board	(-) 6.62
(D) Inclusion of the cost of materials and equipments received under T.C.A. programme and treated as loan prior to reorganisation of States, the corresponding credit has been adjusted proforma under "Loans from the Central Government" and included in item No. VI below	1.21
(E) Capital expenditure on trading schemes dropped proforma due to closure of the schemes	(-) 3.07
(F) Transfer of balances of the Irrigation Projects to Irrigation	
(G) Allocation of capital expenditure as a result of reorganisation of States of bifurcation of the Bombay State as Under:-	(-) 7,971.90
(a) Expenditure allocated from:-	
(i) Saurashtra	18.67
(ii) Kutch	1.72
(iii) Madhya Pradesh	5.82
(iv) Hyderabad	1.65
Total, Expenditure increased	27.86
(b) Expenditure allocated to	
(i) Mysore (Karnataka)	13.08
(ii) Gujarat	96.21
(iii) Rajasthan	0.01
Total, Expenditure reduced	109.30
Net result of allocation of capital expenditure	(-) 81.44
VI. Net effect of proforma correction affecting balances under Debt, Deposit, Remittance, etc. heads	(-) 1,500.38
VII. Pre-merger balances of integrated States brought to Government Account	(-) 6.92
VIII. Transfer of balances under Debt, Deposit and Remittances heads consequent upon States Reorganisation and bifurcation of Bombay State	(-) 28.27
Total	(-) 1,43,433.36



**STATEMENT No. 13 - SUMMARY OF BALANCES UNDER CONSOLIDATED FUND,
CONTINGENCY FUND AND PUBLIC ACCOUNT**

(A) The following is a summary of the position as on 31 March 2023 :-

1 Debit balance (₹ in crore)	2 Sector of the General Account	3 Name of Account	4 Credit balance (₹ in crore)
6,40,432.45 (a)	A to D,G, part of Section J and L	Consolidated Fund Government Account	
32,108.99	E F	Public Debt Loans and Advances	5,32,942.35
		Contingency Fund Contingency Fund	150.00
	I J	Public Account Small Savings, Provident Funds, etc. Reserve Funds- (a) Reserve Funds bearing interest- Gross Balance	29,733.37 (b)
9.55		Investment- (b) Reserve Funds not bearing interest- Gross Balance	5,520.76
60,834.35	K	Investment- Deposits and Advances- (a) Deposit bearing interest- Gross Balance	67,874.41
.....		Investment- (b) Deposit not bearing interest- Gross Balance	61,029.16
0.08		Investment- (c) Advances-	24,497.67
14.51	L	Suspense and Miscellaneous (excluding 8680-Miscellaneous Government Account)- Investments- Other items	30,227.16
32,785.36	M	Remittances Cash Balance	1,639.14
(-) 12,571.27 (E)		Total :	7,53,614.02

(a) Please see (G) on page 45 to understand how this figure is arrived at

(E) As regards Reserve Bank Deposits which is a component of the cash balance of the Government, there was a difference between the figures reflected in the accounts and that intimated by the Reserve Bank of India. Footnote (A) under Annexure to Statement 2 at page 7 may please be referred to for details

**STATEMENT No. 13 - SUMMARY OF BALANCES UNDER CONSOLIDATED FUND,
CONTINGENCY FUND AND PUBLIC ACCOUNT - contd..**

B. Government Account :-

Under the system of book-keeping followed in Government accounts, the amounts booked under revenue and capital heads and other transactions of Government, the balances of which are not carried from year to year in the accounts, are closed to a single head called "Government Account". The balance under this head represents the cumulative result of all such transactions.

To this the balances under Public Debt, Loans and Advances, Small Savings, Provident Funds, Reserve Funds, Deposits and Advances, Suspense and Miscellaneous (other than Miscellaneous Government Account), Remittances and Contingency Fund, *etc.*, are added and the closing cash balance at the end of the year is to be worked out and proved.

The other headings in the summary take into account the balances under all accounts heads in Government books in regard to which Government has a liability to repay the money received or has a claim to recover the amounts paid and also heads of account opened in the books for adjustment of remittance transactions.

It must be understood that these balances can not be regarded as a complete record of the financial position of the Government as it does not take into account all the physical assets of the State, such as lands, buildings, communication, *etc.* nor any accrued dues or outstanding liabilities which are not brought to account under the cash basis of accounting followed by Government.

**STATEMENT No. 13 - SUMMARY OF BALANCES UNDER CONSOLIDATED FUND,
CONTINGENCY FUND AND PUBLIC ACCOUNT - *concl.***

The net amount at the debit of Government Account at the end of the year has been arrived at as under:-

Dr.	Details	Cr.
(₹ in crore)		(₹ in crore)
5,76,851.23	A- Balance at the debit of Government Account on 1 April 2022	
	B- Receipt Heads (Revenue Account)	4,05,677.93
	C- Receipt Heads (Capital Account)
4,07,614.40	D- Expenditure Heads (Revenue Account)	
61,643.61	E- Expenditure Heads (Capital Account)	
1.14	F- Suspense and Miscellaneous (Miscellaneous Government Accounts)
	G- Balance at the debit of Government account as on 31 March 2023	6,40,432.45
10,46,110.38	Total :	10,46,110.38

Details of "F-Suspense and Miscellaneous" :-

(i)	Adjustment to clear old outstanding balances under Debt, Deposits and Remittance heads	..	Dr.	1.14
(ii)	Sinking Funds - Other Appropriations
(iii)	Amount appropriated from revenue to Contingency Fund
(iv)	Inter State Settlement Account
	Total :	..	Dr.	1.14

(i) In a number of cases, there are unreconciled differences in the closing balances as reported in the statement of 'Receipts and Disbursements' and 'Contingency Fund and Public Account' (Statement No. 2 and 21) and that shown in separate Registers or other record maintained in the Account Offices for the purpose. Steps are taken to settle the discrepancies



Notes to Finance Accounts for the year 2022-23

1. Summary of Significant Accounting Policies:

(i) Reporting Entity:

These accounts present the transactions of the Government of Maharashtra. The accounts of receipts and expenditure of the Government of Maharashtra have been compiled based on the initial accounts rendered by 34 Treasuries and one Virtual Treasury, 165 Public Works Divisions (165 Building and Roads), 176 Forest Divisions, 181 Irrigation/Water Resources Divisions, one Pay and Accounts Office and Advices of the Reserve Bank of India. No accounts have been excluded at the end of the year.

(ii) Reporting Period:

The reporting period of these accounts is 1 April 2022 to 31 March 2023.

(iii) Reporting Currency:

The accounts of the Government of Maharashtra are reported in Indian Rupees (₹).

(iv) Form of Accounts:

Under Article 150 of the Constitution of India, the accounts of the Union and of the States are kept in such form as the President may, on the advice of the Comptroller and Auditor General of India, prescribe. The word "form" used in Article 150 has a comprehensive meaning so as to include the prescription not only of the broad form in which the accounts are to be kept but also the basis for selecting appropriate heads of accounts under which the transactions are to be classified, which forms the chart of accounts.

(v) Basis of Budget and Financial Reporting:

As per the provisions of Article 202 of the Constitution of India, a statement of estimated receipts and expenditure, the Annual Financial Statements (called Budget) for a financial year is presented to the legislature in form of grants / appropriations before the commencement of the financial year. Budget is presented on gross basis without the recoveries and receipts which are otherwise permitted to be set off in reduction of expenditure. All grants / appropriations relating to heads of budget and accounts, whose balances are not carried forward, lapse at the end of the financial year.

Budget and Accounts: Both budget and accounts of the State follow the same accounting period, cash basis of accounting and uniform basis of classification. The accounts are classified as per the List of Major and Minor Heads to the level of Minor Heads as notified by the Controller General of Accounts in consultation with the Comptroller and Auditor General of India. Classification followed below Minor Heads is as agreed to by

the Office of the Accountant General (Accounts and Entitlements) in each state.

A separate budget comparison statement is presented as Appropriation Accounts, which represent actual disbursements in comparison to the grants / appropriations.

Cash basis: The accounts represent the actual cash receipts and disbursements during the reporting period with the exception of such book adjustments which are authorised. Receipts and disbursements in the Finance Accounts are on net basis; net of recoveries, deductions and refunds.

Book Adjustments: Book adjustments are non-cash transactions that appear in the accounts as adjustments/settlements. Some of these transactions take place at the level of the account rendering units, *e.g.* treasuries, divisions, *etc.*, for adjustments of deductions and recoveries from salaries to Revenue Receipts/Loans/Public Account, 'nil' bills for transfer of moneys between the Consolidated Fund and Public Account, *etc.*

Book adjustments are also carried out at Office of the Accountant General (A&E). These, amongst others, include booking for creation of and contribution to funds in Public Account by debit to Consolidated Fund (*e.g.*, State Disaster Response Fund, Central Road and Infrastructure Fund, Sinking Fund, *etc.*) crediting reserve funds/deposit heads of accounts in Public Account by debiting Consolidated Fund; annual adjustment of interest on General Provident Fund and State Government Group Insurance Scheme by debiting Major Head 2049-Interest Payments and crediting relevant Major Heads in Public Account; adjusting Debt waiver under the scheme of Government of India based on the recommendations of the Central Finance Commissions, recoupment of Contingency Fund, *etc.*

Classification between Capital and Revenue Expenditure: Significant expenditure incurred with the object of acquiring tangible assets of a permanent nature (for use in the organisation and not for sale in the ordinary course of business) or enhancing the utility of existing assets, are broadly defined as Capital expenditure. Subsequent charges on maintenance, repair, upkeep and working expenses, which are required to maintain the assets in a running order as also all other expenses incurred for the day to day running of the organisation, including establishment and administrative expenses are classified as Revenue expenditure. Capital and Revenue expenditure are shown separately in the Accounts.

Physical and Financial Assets and Liabilities: Physical Assets and Financial Assets (such as, investments, loans and advances made by the Government, *etc.*), as well as Liabilities, such as, debt, *etc.*, are measured at historical cost. Physical Assets are not depreciated, and financial assets are not amortized. Losses in Physical Assets at the end of their life are also not expensed or recognized.

Grants-in-Aid: In compliance with the Indian Government Accounting Standard (IGAS) 2: Accounting and Classification of Grants-in-aid, grants-in-aid in cash is recognised as revenue expenditure at the time of disbursement even if it involves creation

of assets by the grantee, except in cases specifically authorised by the President on the advice of the Comptroller and Auditor General of India. All grants received are recognised as revenue receipts. Details for meeting the requirements of accounting and classification of Grants-in-aid given by the State Government are depicted in Statement 10 and Appendix III of the Finance Accounts. Detailed information in respect of Grants-in-aid given in kind is not available.

Loans and advances: In compliance with the IGAS 3: Loans and Advances made by Government, details of loans and advances made by the State Government are disclosed in Statements 7 and 18 of the Finance Accounts. The details of loans and advances reported in these Statements of the Finance Accounts are based on information received through the accounts rendered to the Accountant General (A&E). The Loanee-wise accounts are maintained by the State Government. The disclosure on repayments in arrears from the Loanee group as well as Interest payment in arrears is not furnished by the State Government.

Retirement benefits: Retirement benefits disbursed during the reporting period have been reflected in the accounts, but the future pension liability of the Government towards employees under the Old Pension Scheme, *i.e.*, the liability towards payment of retirement benefits for the past and the present service of its employees is not included in the accounts.

(vi) Rounding off:

The Statements present figures which are rounded-off to ₹ in lakh and ₹ in crore as depicted at the top of the respective Statements.

Minor difference of ₹ 0.01/0.02 lakh/crore, wherever occurring, between the Summary Statements and Detailed Statements in Volume-I and Volume-II respectively, is due to rounding off the figures.

(vii) Cash Balance:

Cash balance as reported in the accounts is the balance of the state as at end of the 31 March of a year recorded in the Account of the State Government with the Central Accounts Section of the Reserve Bank of India. The cash balance reflects the balance after cash transactions involving Consolidated Fund, the Contingency Fund and Public Account of the State for the year. Book adjustments do not affect the cash balance. Cash balance reported in the Finance Accounts is subject to reconciliation with the Reserve Bank of India.

(viii) Disclosure of Contingent and Committed Liabilities:

Contingent Liabilities are not recognised. In compliance with the IGAS 1: 'Guarantees given by the Governments', Sector / class – wise, details of guarantees are disclosed in

Statements 9 and 20 of the Finance Accounts, as per the details made available by the State Government.

The Government does not follow commitment accounting and the commitments are neither recorded nor the liability against commitment recognised in accounts, but it has to disclose its future commitments under Appendix XII of the Finance Accounts.

(ix) Pass-through transactions:

Pass-through transactions in the nature of receipts collected by the State but required to be transferred to other entity are disclosed in the Notes to Finance Accounts. These include transfer of 10 *per cent* of the collection of the year in the State CAMPA Fund to the National Fund on annual basis.

2. Compliance with the Accounting Framework:

(i) Non-freezing of accounts by treasuries after closing monthly accounts:

Non-freezing of accounts by treasuries after closing monthly accounts may give scope for data manipulation after submission of monthly accounts to AG office and may lead to mismatch of figures/data between AG office and State Government. In Maharashtra, there is no provision for freezing of monthly accounts in the Integrated Financial Management System after closure of monthly accounts and sending them to the Office of Accountant General (Accounts & Entitlement).

(ii) Discrepancy in depiction of budget provisions and wrong classification:

The budget documents of the State Government for the year 2022-23, did not depict the budget provision and correct classification of expenditure in respect of the following heads of accounts:

(a) Major and Medium Irrigation (Revenue Head): Budget provision of ₹ 2,231.78 crore was made under Grant No. I-3-Irrigation, Power and Other Economic Services under Major Head 2701-Major and Medium Irrigation by making combined provision of funds for both major and medium irrigation schemes, instead of making separate provisions as required separately under Major Heads 2700-Major Irrigation and 2701-Medium Irrigation.

(b) National Pension System (NPS): State Government had wrongly made budget provision and booked expenditure in regard to NPS (Employer contribution) under the salary heads instead of the functional Major Head 2071- Pensions and Other Retirement Benefits. The matter has been taken up with the State Government for necessary corrections in the state budget documents.

(c) Incorrect depiction of Grants-in-Aid under Capital Section in Budget: Government of Maharashtra has budgeted Grants-in-Aid under Capital Section instead of

Revenue Section, contrary to the provisions of IGAS-2. The misclassification between Revenue and Capital is depicted in Para 3 (ii)-Misclassification between Revenue and Capital Expenditure.

3. Consolidated Fund:

(i) Goods and Services Tax:

Goods and Services Tax (GST) was introduced with effect from 1 July 2017. During the year 2022-23, the State GST collection was ₹ 1,21,255.56 crore compared to ₹ 97,304.89 crore in 2021-22, registering an increase of ₹ 23,950.67 crore (24.61 per cent). No Advance Apportionment of IGST was due during 2022-23. However, an amount of ₹ 166.80 crore was adjusted against the Advance Apportionment to make up shortfall in IGST. In addition, the State received ₹ 16,950.64 crore as its share of net proceeds assigned to the State under Central Goods and Services Tax. The total receipts under GST were ₹ 1,38,206.20 crore. The State received compensation of ₹ 24,120.84 crore as Revenue receipt on account of loss of revenue arising out of implementation of GST during 2022-23.

During the year 2022-23, there was no difference between the RBI's figures and figures booked in the Finance Accounts for State GST.

The relevant figures are available in Statement No. 14 of the Finance Accounts.

(ii) Misclassification between Revenue and Capital Expenditure:

During the year 2022-23, Government of Maharashtra incorrectly budgeted and booked expenditure of ₹ 3,440.70 crore under Capital Section instead of Revenue Section (Grants-in-aid) as has been determined from the purpose of expenditure. The impact of misclassification on the Revenue Deficit of the State is given under para 6 - Impact on revenue expenditure.

This has reference to figures in Statements 4, 5 and 16 of the Finance Accounts.

(iii) Reconciliation of Receipts and Expenditure between CCOs and Accountant General (A&E):

All Controlling Officers are required to reconcile receipts and expenditure of the Government with the figures accounted for by the Accountant General (A&E), Maharashtra. During the year 2022-23, receipts amounting to ₹ 2,38,948.60 crore (98 per cent of total receipts) and expenditure amounting to ₹ 3,69,338.96 crore (86 per cent of total expenditure) were reconciled by the State Government.

Receipts amounting to ₹ 2,03,202.66 crore (97 per cent of total receipts) and expenditure amounting to ₹ 2,87,809.04 crore (84 per cent of total expenditure) were reconciled by the State Government during 2021-22 i.e., the previous year.

(iv) Bookings under Minor Head 800-Other Expenditure and 800-Other Receipts:

The Minor Head 800-Other Expenditure/800-Other Receipts is to be operated only when the appropriate minor head has not been provided in the accounts. Routine operation of Minor Head 800 should be discouraged since it renders the accounts opaque.

During the year 2022-23, ₹ 15,885.03 crore under 52 Major Heads of accounts, constituting 3.35 per cent of the total Revenue and Capital expenditure (₹ 4,73,922.43 crore) was classified under the Minor Head 800-Other Expenditure in the accounts. During the previous year 2021-22, ₹ 14,554.70 crore under 49 Major Heads of account, constituting 3.65 per cent of the total Revenue and Capital expenditure (₹ 3,98,792.31 crore) was classified under the Minor Head 800-Other Expenditure in the accounts.

Similarly, ₹ 7,784.44 crore under 64 Major Heads of account, constituting 1.92 per cent of the total Revenue Receipts (₹ 4,06,320.55 crore) was classified under 800-Other Receipts in the accounts. During the previous year, ₹ 10,855.07 crore under 63 Major Heads of account, constituting 3.25 per cent of the total Revenue Receipts (₹ 3,34,490.45 crore) was classified under 800-Other Receipts in the accounts.

This has reference to Statements 14, 15, 16 and 18 of the Finance Accounts.

(v) Transfer of funds to Personal Deposit (PD) Accounts:

The PD accounts enable designated Drawing Officers to incur expenditure for specific purposes pertaining to a scheme.

During 2022-23, an amount of ₹ 26,994.71 crore was transferred from Consolidated Fund to PD accounts. This includes ₹ 2,820.28 crore transferred in March 2023 of which, ₹ 24.80 crore was transferred on the last working day of March 2023.

In terms of Rule 495 of Maharashtra Treasury Rules, 1968, 46 Administrators of Personal Deposit Account (out of 1,482) had reconciled and verified their balances with the treasury figures and 46 annual verification certificates were furnished by them to the Treasury Officer for onward submission to office of the Accountant General (A&E). 1,436 Administrators of Personal Deposit Accounts had not reconciled and verified their balances with the treasury figures.

Details of the PD accounts as on 31 March 2023 are given below:

(₹ in crore)

Opening Balance as on April -2022		Addition during the year 2022-23		Closed/Withdrawal during the year 2022-23		Closing Balance as on 31 March 2023	
Number of Administrators	Amount	Number of Administrators	Amount	Number of Administrators	Amount	Number of Administrators	Amount
1,652	10,522.67	6	26,994.71	176	26,263.00	1,482	11,254.38

Details of the PD accounts as on 31 March 2022 are given below:

(₹ in crore)

Opening Balance as on April -2021		Addition during the year 2021-22		Closed/Withdrawal during the year 2021-22		Closing Balance as on 31 March 2022	
Number of Administrators	Amount	Number of Administrators	Amount	Number of Administrators	Amount	Number of Administrators	Amount
1,975	10,805.82	2	21,065.32	325	21,348.47	1,652	10,522.67

The relevant figures are available in Statement No. 21 of the Finance Accounts of the respective years

Maharashtra Treasury Rules, 1968, state that the Administrator shall maintain detailed account of the scheme/projects for which it has been opened. However, if any PD Account is not operated for a period of one year and there is reason to believe that the need for such deposit accounts has ceased, the same shall be closed. PD Accounts of 155 operators with balance amounting to ₹ 64.14 crore were lying inoperative for more than one year and 109 operators with ₹ 21.23 crore were lying inoperative for more than three years. The information regarding Lapsable and Non-lapsable PD accounts is not made available from the Government of Maharashtra.

(vi) Unadjusted Abstract Contingent (AC) Bills:

Financial rules (Rule 290 of Central Treasury Rules) envisage that no moneys should be drawn from government treasury unless it is required for immediate disbursement. In emergent circumstances, Drawing and Disbursing Officers (DDOs) are authorised to draw sums of money through Abstract Contingent (AC) bills. In terms of the Maharashtra Treasury Rules 1968, read with Government of Maharashtra, Finance Department Resolution No. MAK/1006/PK/42/2006/Viniyam dated 12 February, 2008, the DDOs are required to present Detailed Countersigned Contingent (DCC) bills containing vouchers in support of final expenditure within one month from the date of drawal, and in no case beyond the period of three months from the date of drawal of such advance, unless otherwise permitted by the Administrative Department with the concurrence of the Finance Department.

Out of 1,698 AC bills amounting to ₹ 525.37 crore drawn during the year 2022-23, 363 AC bills amounting to ₹ 438.55 crore (83 per cent) were drawn in March 2023. DCC Bills in respect of a total of 1,837 AC bills amounting to ₹ 4,185.96 crore as on 31 March 2023 were not received. Details of unadjusted AC bills as on 31 March 2023 pending submission of the DCC bills are given below:

Year	No. of unadjusted AC Bills	Amount (₹ in crore)
Upto 2021-22	1,250	3,710.80
2022-23	587	475.16
Total	1,837	4,185.96

As per Rule 282 (2) of Maharashtra Treasury Rules, funds cannot not be withdrawn from Treasury unless the same are required for immediate disbursement. Three Departments (*viz.* Public Health Department, Planning Department and Medical Education and Drugs Department) used AC bills to draw monies for routine procurement of medicines, medical equipment *etc.* through Haffkine Bio-Pharmaceuticals Corporation Limited, throughout the year. 952 AC bills amounting to ₹ 3,671.23 crore constituting more than 87.70 *per cent* of total AC bills pending for adjustment, remained unadjusted at the end of the year, in respect of such procurement.

Details of Unadjusted AC bills as on 31 March 2022 pending submission of DCC bills are given below:

Year	No. of unadjusted AC Bills	Amount (₹ in crore)
Upto 2020-21	1,295	3,147.85
2021-22	606	1,168.65
Total	1,901	4,316.50

(vii) Non-receipt of Utilisation Certificates (UCs) for Grants-in-Aid:

In terms of Bombay Financial Rules, 1959, Utilisation Certificates (UCs) in respect of Grants-in-Aid received by the grantee should be furnished by the grantee to the authority that sanctioned it, within 12 months from the date of receipt of grant or before applying for a further grant on the same object, whichever is earlier. To the extent of non-submission of UCs, there is a risk that the amount shown in Finance Accounts may not have reached the beneficiaries.

During the year 2022-23, ₹ 1,17,754.01 crore pertaining to 48,294 outstanding UCs for the period upto March 2022 was cleared. The position of outstanding UCs as on 31 March 2023 is given below:

Year*	Number of UCs Outstanding	Amount (₹ in crore)
Upto 2021-22	5,514	17,131.44
2022-23	3,766	8,627.94
Total	9,280	25,759.38

Additions during the year (Bills drawn during 2021-22 and due during 2022-23) is ₹ 1,05,581.56 crore and UCs received for ₹ 96,953.62 crore.

This has reference to the Statement No. 10 and Appendix III of the Finance Accounts.

Details of outstanding UCs bills as on 31 March 2022 are given below:

Year*	Number of UCs Outstanding	Amount (₹ in crore)
Upto 2020-21	9,785	22,653.48
2021-22	5,272	15,278.35
Total	15,057	37,931.83

* The year mentioned above relates to "Due year" *i.e.*, after 12 months of actual drawal.

(viii) Interest Adjustment:

Government is liable to pay/adjust interest in respect of balances under category J-Reserve Funds (a. Reserve Funds bearing interest) and K-Deposit and Advances (a. Deposits bearing interest), and for this purpose, specific Sub-Major Heads are provided in the List of Major and Minor Heads of Account.

Details of these Funds/Deposits and interest paid by the Government during the year 2022-23 are given below:

(₹ in crore)

Funds/Deposits	Balance on 1 April 2022	Basis for calculation of interest	Interest due	Interest paid	Interest short paid
State Compensatory Afforestation Fund	3,230.44	3.35 per cent for the year 2022-23 as per circulars No. 4-58/2019-NAPt.2 dated 10.10.2022 issued by the Ministry of Environment, Forest & Climate Change	108.22	108.22
State Disaster Response Fund	1,074.00	Interest calculated taking average Repo rate + two per cent i.e 7.49 per cent as per the Guidelines of SDRF	80.44	80.44
Other Reserve Funds bearing interest	494.51	Interest calculated taking average Ways and Means interest rate as 5.49 per cent for the year 2022-23	27.15	14.04	13.11
Various other Deposits bearing interest	561.68		30.84	30.84
Total			246.65	14.04	232.61

Non-payment/short payment of the interest amounting to ₹ 232.61 crore has resulted in understatement of Revenue and Fiscal Deficit by ₹ 232.61 crore.

This has reference to figures in Statements 15, 21 and 22 of the Finance Accounts.

(ix) Guarantees given by the Government:

As per Article 293 of the Constitution of India, limits for giving guarantees by the State Government have to be fixed by the State Legislature. However, Government of Maharashtra has not fixed any limits so far. During the year, cumulative amount guaranteed by the State Government is ₹ 49,632.84 crore. The outstanding guarantees of ₹ 51,263.35 crore as on 1 April 2022, work out to 12.64 per cent of the State Revenue Receipts of the year 2022-23 (₹ 4,05,677.93 crore).

During 2022-23, the State Government received ₹ 1,588.71 crore towards guarantee commission, which constituted 3.10 per cent of the outstanding guaranteed amount as on 1 April 2022 (₹ 51,263.35 crore). Under the Government Guarantee Act 1977, the

Government shall charge guarantee fee ranging from 20 paise to rupees two per hundred rupees per annum for guarantees given except in respect of certain Co-operative societies. Out of the guarantee fee of ₹ 2,869.70 crore to be realised, only ₹ 1,588.71 crore has been received during the year 2022-23, leaving a balance receivable amount of ₹ 1,280.99 crore.

The relevant figures are available in Statements 9, 14 and 20 of the Finance Accounts.

(x) Expenditure on Ecology and Environment:

The expenditure incurred by the State Government towards environment is depicted in the Finance Accounts upto the level of Minor Head under various functional heads of accounts. During the year 2022-23, the Government of Maharashtra incurred an expenditure of ₹ 705.06 crore against the budget allocation of ₹ 903.45 crore under Major Head 3435-Ecology and Environment. During the previous year 2021-22, the Government of Maharashtra incurred ₹ 243.97 crore against the budget allocation of ₹ 650.45 crore under Major Head 3435.

This has reference to Statement No. 15 of the Finance Accounts.

(xi) Writing off of Central Loans:

On the recommendations of the Thirteenth Finance Commission, Ministry of Finance, Government of India, in February 2012, had written off loans advanced to the State Government by various Ministries (except those advanced by the Ministry of Finance itself) as on 31 March 2010, towards Central Plan and Centrally Sponsored Schemes. Ministry of Finance permitted the State Governments to adjust the excess repayments of principal and interest made from the effective date of the order (31 March 2010) and its implementation against future repayments to the Ministry of Finance. The Government of Maharashtra had made excess repayment of ₹ 71.94 crore (principal ₹ 31.61 crore, interest ₹ 40.33 crore) to end of 31 March 2023, of which, Ministry of Finance has so far adjusted ₹ 45.24 crore.

This has reference to Statement No. 17 of the Finance Accounts.

(xii) Loans given by the State Government:

The Accountant General (A&E) annually communicates loan balances to the loan sanctioning departments for verification and acceptance. Details of information awaited from Departmental Officers for Reconciliation of Balances have been provided in Appendix – VII of the Finance Accounts.

This has reference to Statements 7 & 18 of the Finance Accounts.

(xiii) Committed Liabilities:

In terms of the Twelfth Finance Commission recommendations, action has been initiated by the Central Government to move towards accrual basis of accounting. However, as the transition would occur in stages, for a changeover to the accrual-based system of accounting, some additional information in the form of statement is required to be appended to the present system of cash accounting to ensure more transparency in decision-making. The State Government has to furnish information on Committed Liabilities, but they did not do so and the same has been mentioned in Appendix-XII of the Finance Accounts.

(xiv) Restructuring of Centrally Sponsored Schemes (CSSs)/Additional Central Assistance (ACA) excluding Block Grants:

Consequent to the merger of Plan/Non-Plan classification, the Central Assistance release is now classified as Central Assistance/Share under Centrally Sponsored Schemes.

The total expenditure booked under Centrally Sponsored Schemes, as on 31 March 2023, is ₹ 36,015.33 crore (Revenue Expenditure ₹ 29,266.59 crore and Capital Expenditure ₹ 6,748.74 crore), which includes expenditure out of Central Assistance and State share for Centrally Sponsored Schemes.

This has reference to Statements 15 and 16 of the Finance Accounts.

(xv) Direct transfer of Central Scheme Funds to Implementing Agencies in the State (Funds routed outside State Budget):

As per the PFMS portal of the CGA, ₹ 1,27,663.15 crore was directly received by the implementing agencies in the State during 2022-23 which included transferred to intermediaries/beneficiaries.

The direct transfer of fund to the implementing agencies has increased by 5.84 *per cent* as compared to previous year (from ₹ 1,20,619.24 crore in 2021-22 to ₹ 1,27,663.15 crore) in 2022-23.

Details are in Appendix VI of the Finance Accounts.

(xvi) Off-Budget Liabilities of the State Government:

The State Government disclosed the off-budget liabilities of ₹ 19.40 crore as on 31 March 2023 for the borrowings made prior to 2005-06 (no off-budget borrowing by the State Government after 2005-06), in their annual budget-Medium Term Fiscal Policy, Fiscal Policy Strategy Statement and Disclosures for Maharashtra in addition to the liabilities that have been depicted in the Fiscal Policy Strategy Statement *i.e.* ₹ 6,39,407.54 crore.

(xvii) Transfer of funds to Single Nodal Agency (SNA):

Ministry of Finance, Government of India vide letter No. 1(13)PFMS/FCD/2020 dated 23-03-2021 had notified procedure for release of funds under Centrally Sponsored Scheme (CSS) and monitoring utilization of the funds released through Single Nodal Agency (SNA). For each CSS, SNA is set up with own Bank Account in scheduled Commercial Bank authorised to conduct Government business by the State Government. As per the procedure, the State Government is to transfer the Central share received in its accounts to the concerned SNA's account along with State share.

The State Government received ₹ 14,532.65 crore being Central share during the year in its Treasury Accounts. As on 31 March 2023, the Government transferred Central share of ₹ 14,532.65 crore received in Treasury Accounts and State share of ₹ 13,694.74 crore to the SNAs. Detailed vouchers and supporting documents of actual expenditure were not received by Accountant General office from the SNAs. As per PFMS SNA 01 report, ₹ 16,938.47 crore are lying unspent in the bank accounts of SNAs as on 31 March 2023.

4. Contingency Fund:

In exercise of the powers conferred by Section 4 of the Maharashtra Contingency Fund Act, 1956, the State Government made the Bombay Contingency Fund Rules, 1957 for regulating all matters connected with or ancillary to the custody of, payment of monies into, and the withdrawal of monies from, the Contingency Fund of the State of Maharashtra. The Contingency Fund of the State of Maharashtra has a corpus of ₹ 150 crore. The corpus of Contingency Fund was temporarily raised to ₹ 350 crore during the year 2022-23 and restored to ₹ 150 crore. The amount of ₹ 311 crore withdrawn during the year was fully recouped by the end 2022-23. As on 31 March 2023, Contingency Fund has balance of ₹ 150 crore.

The relevant figures are available in Statements 1, 2, and 21 of the Finance Accounts.

5. Public Account:

(i) National Pension System (NPS):

During the year 2022-23, total contribution to the NPS which is a Defined Contribution Pension Scheme was ₹ 6,608.51 crore (Employees' contribution ₹ 2,421.72 crore [Tier- I - ₹ 2,276.17 crore, Tier-II - ₹ 145.55 crore] and Government's contribution ₹ 4,186.79 crore). The Government transferred ₹ 6,608.51 crore to the Public Account under Major Head 8342-117- Defined Contribution Pension Scheme.

(A) Reserve Funds bearing Interest:

(a) State Disaster Response Fund (SDRF): In terms of guidelines on constitution and administration of the State Disaster Response Fund (under Major Head-8121- General & Other Reserve Funds which is under interest bearing section), the Central and State

Governments are required to contribute to the fund in the proportion of 75:25. During the year 2022-23, the State Government received ₹ 2,706.40 crore as Central Government's share towards SDRF. The State Government's share during the year is ₹ 902.40 crore. The State Government transferred entire amount ₹ 3,608.80 crore (Central share ₹ 2,706.40 crore, State share ₹ 902.40 crore) to the Fund under Major Head 8121-122 SDRF. No amount was received from the Central Government towards NDRF during 2022-23.

(b) State Disaster Mitigation Fund: The State Disaster Mitigation Fund (SDMF) is to be constituted under section 48 (1) (c) of the Disaster Management Act, 2005. This Fund is exclusively for the purpose of mitigation project in respect of disaster covered under State Disaster Response Fund (SDRF)/National Disaster Response Fund (NDRF) guidelines and the State specific local disaster notified by the State Government from time to time. The State Government has not created the SDMF as on 31 March 2023 under Major Head 8121-130- State Disaster Mitigation Fund.

During the year 2022-23, the State Government received ₹ 887.20 crore from the Central Government. The GoI share of ₹ 887.20 crore, includes ₹ 242.80 crore pertaining to the year 2022-23 and ₹ 644.40 crore pertaining to the year 2021-22 released during 2022-23. The GoI share of ₹ 433.80 crore pertaining to the year 2022-23 was released in 2023-24. The State Government share during the year is ₹ 112.80 crore (including ₹ 31.85 crore for which the GoI share have been released in the year 2023-24). As SDMF was not created, the State Government fully transferred the amount to the State Disaster Response Fund.

(c) State Compensatory Afforestation Fund: In compliance with the instructions issued by the Ministry of Environment, Forests and Climate Change, Government of India, the State Governments are required to establish the State Compensatory Afforestation Fund under interest bearing section in Public Account of the State for amounts received from user agencies for undertaking Compensatory Afforestation.

During the year 2022-23, the State Government did not receive any amount (Nil in previous year) from the user agencies and hence, no amount was remitted to the National fund. The Government did not receive any amount (received ₹ 285.22 crore in previous year) from National Compensatory Afforestation Deposit. The expenditure incurred out of the Fund during the year was ₹ 448.68 crore. The total balance in the State Compensatory Afforestation Fund as on 31 March 2023 was ₹ 2,781.76 crore.

(B) Reserve Funds not bearing Interest:

(a) Consolidated Sinking Fund: The Government of Maharashtra set up the Consolidated Sinking Fund in 1999-2000 for amortization of loans. According to the guidelines of the Fund, States may contribute a minimum of 0.5 *per cent* of their outstanding liabilities (public debt + public account) as at the end of the previous year to

the Consolidated Sinking Fund. In the year 2022-23, Government contributed ₹ 1,500 crore as against ₹ 3,031.48 crore required to be contributed to the fund. This resulted in understatement of revenue expenditure to that extent (₹ 1,531.48 crore). The total accumulation of the Fund was ₹ 60,004.03 crore as on 31 March 2023 (₹ 54,374.14 crore as on 31 March 2022).

(b) Guarantee Redemption Fund: The State Government constituted the Guarantee Redemption Fund to be administered by the RBI. The latest amendment to the Fund notification issued by the State Government, effective from the year 2018-19, stipulates that the State Government shall initially contribute a minimum of one *per cent* and thereafter at the rate of 0.5 *per cent* of outstanding guarantees at the end of the previous year to achieve a minimum level of five *per cent* in next five years. The Fund shall be gradually increased to the level of five *per cent*. During the year Government contributed ₹ 213.47 crore as against ₹ 256.32 crore required to be contributed to the Fund, resulting in understatement of revenue expenditure. The total accumulation of the Fund was ₹ 1,236.72 crore as on 31 March 2023 (₹ 951.37 crore as on 31 March 2022).

(c) Central Road and Infrastructure Fund (CRIF):

The erstwhile Central Road Fund (CRF) has been renamed as the Central Road and Infrastructure Fund (CRIF) vide GoI's Gazette notification dated 31 March 2018. The CRIF will be used for development and maintenance of National Highways, Railway projects, improvement of safety in Railways, State and Rural roads and other infrastructure.

In terms of the extant accounting procedure, the grants received by the State from the Centre are to be initially booked as Revenue Receipts under Major Head 1601. Thereafter, the amount so received is to be transferred by the State Government to the Public Account under Major Head 8449- 103- Subventions from Central Road and Infrastructure Fund through functional Major Head(s).

During the year 2022-23, the State Government received grants of ₹ 1,084.15 crore towards CRIF. The State Government transferred entire amount of ₹ 1,084.15 crore to 8449-103-Subventions from Central Road and Infrastructure Fund.

Transactions in the Fund are depicted in Statements 21 and 22 of the Finance Accounts.

(ii) Suspense and Remittance Balances:

The Finance Accounts reflect the net balances under Suspense and Remittance Heads. The outstanding balance under these heads, worked out by aggregating the outstanding debit and credit balances separately under various heads *viz.*, 8658-Suspense Account, 8782-Cash remittances and adjustments between officers rendering accounts to the same

Accounts Officers, 8786-Adjusting Accounts between Central and State Government and 8793-Inter-State Suspense Account was ₹ 1,624.48 crore (credit) as on 31 March 2023 (₹ 1,125.84 crore [credit] as on 31 March 2022).

Non-clearance of outstanding balances under these heads affects the accuracy of receipt/expenditure figures and balances under different heads of Accounts (which are carried forward from year to year) of the State Government.

(iii) Cheques and Bills:

Credit balance under MH 8670-Cheques and Bills indicates cheques issued but remaining un-encashed. The opening balance as on 1 April 2022 was ₹ 23,473.71 crore (Credit). During 2022-23, cheques worth ₹ 3,74,436.69 crore was issued, against which cheques worth ₹ 3,63,562.55 crore were encashed, leaving a closing balance of ₹ 34,347.85 crore (Credit) as on 31 March 2023. The closing balance represents expenditure originally booked in various financial years under different functional Major Heads, which has not resulted in any cash outflow to the Government of Maharashtra till 31 March 2023.

(iv) Other Cess/fee/surcharge:

During the year 2022-23, the Government collected ₹ 1,156.76 crore (2021-22: ₹ 1,029.27 crore) being the collection of cess/fee/surcharge (other than Labour Cess). Out of total collection of ₹ 1,156.76 crore (2021-22: ₹ 1,029.27 crore), no amount was transferred to the designated fund by the State Government resulting in understatement of revenue expenditure.

(v) Adverse Balance:

Minus balances appearing in the accounts during the year are given below. The minus balances under these heads were due to misclassification and are under review/corrections.

(₹ in crore)		
Major Heads	Major Head Description	Minus balance
6003	Internal Debt of State Government	76.11
6202	Loans for Education, Sports, Art and Culture	1.76
6401	Loans for Crop Husbandry	0.77
6403	Loans for Animal Husbandry	9.55
6435	Loans for Other Agricultural Programmes	0.02
7610	Loans to Government Servants, etc.	1.40

(vi) Cash Balance:

The Cash balance as on 31 March 2023 as per the record of office of the Accountant General (A&E) was ₹ 12,637.29 crore (Credit) and that reported by the RBI was ₹ 13,006.65 crore (Debit). There was a net difference of ₹ 369.36 crore (Debit), mainly due to incorrect reporting of transactions by the branches of Agency banks to its Link Offices, and thus incorrect reporting of the transactions by the Link offices to RBI, CAS Nagpur/RBI Government Banking Department, Mumbai. The difference is under reconciliation and as of 30 June 2023 had been reduced to ₹ 50.70 crore Debit (net).

The relevant figures are available in Statement No. 21 of the Finance Accounts.

The Cash Balance as on 31 March 2022 as per record of office of the Accountant General (A&E) was ₹ 134.14 crore (Debit) and that reported by the RBI was ₹ 822.92 crore (Debit). There was a net difference of ₹ 957.06 crore (Debit), mainly due to incorrect reporting of transactions by the branches of Agency banks to its Link Offices, and thus incorrect reporting of the transactions by the Link offices to RBI, CAS Nagpur/RBI Government Banking Department, Mumbai.

6. Impact on revenue expenditure:

The impact on revenue expenditure of misclassifications/non-compliance to statutory provisions on the states' finances as brought out in the preceding paras is tabulated below:

(₹ in crore)

Para Number	Item (Illustrative)	Overstatement of revenue expenditure	Understatement of revenue expenditure
3 (ii)	Misclassification between revenue and capital Expenditure	3,440.70
3 (viii)	Interest Adjustment	232.61
5 (i) B (a)	Consolidated Sinking Fund	1,531.48
5 (i) B (b)	Guarantee Redemption Fund	42.85
5 (iv)	Non-Transfer of Cess/fee/surcharge	1,156.76
	Total	6,404.40
Total (Net) Impact	Understatement		6,404.40

©


Comptroller and Auditor General of India

2023

cag.gov.in/en

cag.gov.in/ae/mumbai/en





सत्यमेव जयते

FINANCE ACCOUNTS

2022-2023

VOLUME - II



SUPREME AUDIT INSTITUTION OF INDIA

लोकहितार्थं सत्यनिष्ठा

Dedicated to Truth in Public Interest



GOVERNMENT OF MAHARASHTRA

FINANCE ACCOUNTS

2022-2023

VOLUME -II

GOVERNMENT OF MAHARASHTRA

TABLE OF CONTENTS

SUBJECT	VOLUME - I	PAGES
. Table of Contents	(i)
. Report of the Comptroller and Auditor General of India	(iii)-(v)
. Guide to the Finance Accounts	(vii)-(xii)
SUMMARISED STATEMENTS-		
1 : Statement of Financial Position	1-2
2 : Statement of Receipts and Disbursements	3-5
Annexure A. Cash Balances and Investments of Cash Balances	6-8
3 : Statement of Receipts (Consolidated Fund)	9-12
4 : Statement of Expenditure (Consolidated Fund)	13-16
5 : Statement of Progressive Capital Expenditure	17-22
6 : Statement of Borrowings and Other Liabilities	23-25
7 : Statement of Loans and Advances given by the Government	27-30
8 : Statement of Investments of the Government	31
9 : Statement of Guarantees given by the Government	33
10 : Statement of Grants-in-aid given by the Government	35-36
11 : Statement of Voted and Charged Expenditure	37
12 : Statement of Sources and Application of funds for expenditure other than on revenue account	39-42
13 : Summary of Balances under Consolidated Fund, Contingency Fund and Public Accounts	43-45
. Notes to Finance Accounts	47-62
VOLUME - II		
PART - I - DETAILED STATEMENTS		
14 : Detailed Statement of Revenue and Capital Receipts by Minor heads	63-91
15 : Detailed Statement of Revenue Expenditure by Minor heads	93-151
16 : Detailed Statement of Capital Expenditure by Minor heads and Sub heads	153-216
17 : Detailed Statement of Borrowings and Other Liabilities	217-231
18 : Detailed Statement of Loans and Advances given by the Government	233-255
19 : Detailed Statement of Investments of the Government	257-282
20 : Detailed Statement of Guarantees given by the Government	283-287
21 : Detailed Statement of Contingency Fund and Public Account transactions	289-306
22 : Detailed Statement of Investment of Earmarked Balances	307-309

TABLE OF CONTENTS - <i>concl.</i>
--

PART- II - APPENDICES

I : Comparative Expenditure on Salary	311-327
II : Comparative Expenditure on Subsidy	329-356
III : Grants-in-aid/Assistance given by the State Government (Institution-wise and Scheme-wise)	357-362
IV : Details of Externally Aided Projects	363-365
V : Expenditure on Schemes			
A. Central Schemes (Centrally Sponsored Schemes and Central Schemes)	367-375
B. State Schemes	376-378
VI : Direct transfer of Central Scheme funds to implementing agencies in the State (Funds routed outside State Budgets) (Unaudited Figures)	379-383
VII : Acceptance and Reconciliation of Balances	385-386
VIII : Financial results of Irrigation Schemes	
(i) Financial results of Irrigation Works	387-389
(ii) Financial results of Electricity Schemes	390-400
IX : Commitments of the Government - List of Incomplete Capital Works	401-405
X : Maintenance Expenditure with segregation of salary and non-salary portion	407-431
XI : Major Policy Decisions during the year or new schemes proposed in the Budget	433-437
XII : Committed Liabilities of the Government	439
XIII : Re-organisation of the States - Items for which allocation of balances between/among the States has not been finalized	441

* * * * *

PART I

DETAILED STATEMENTS

STATEMENT No. 14 - DETAILED STATEMENT OF REVENUE AND CAPITAL RECEIPTS BY MINOR HEADS

HEADS			Actuals		Percentage Increase (+)/ decrease (-) during the year	
	2022-23		2021-22			
<i>(₹ in lakh)</i>						
RECEIPT HEADS [Revenue Account]						
A - TAX REVENUE - *						
(a) - Goods and Services Tax						
0005 - Central Goods and Services Tax (CGST) -						
901 - Share of net proceeds assigned to States	16,95,064.00	16,01,673.00	+ 5.83
Total	16,95,064.00	16,01,673.00	+ 5.83
0006 - State Goods and Services Tax (SGST) -						
101 - Tax	76,87,206.26	61,37,387.75	+ 25.25
102 - Interest	66,325.69	44,613.60	+ 48.67
103 - Penalty	4,065.32	2,945.47	+ 38.02
104 - Fees	13,566.80	15,086.38	-10.07
105 - Input Tax Credit cross utilisation of SGST and IGST	30,67,359.52	24,12,721.30	+ 27.13
106 - Apportionment of IGST-Transfer-in of Tax Component of SGST	13,03,376.64	11,17,379.49	+ 16.65
110 - Advance Apportionment from IGST	(-) 1,6,680.00 ^(a)	+ 100.00
500 - Receipts awaiting transfer to other Minor Heads	15.97	(-) 180.73	-108.84
800 - Other Receipts	319.35	535.60	-40.38
Total	1,21,25,555.55	97,30,488.86	+ 24.61
Total, (a) - Goods and Services Tax	1,38,20,619.55	1,13,32,161.86	+ 21.96
(b) - Taxes on Income and Expenditure -						
0020 - Corporation Tax -						
901 - Share of net proceeds assigned to States	20,12,545.00	15,12,768.99	+ 33.04
Total	20,12,545.00	15,12,768.99	+ 33.04
0021 - Taxes on Income other than Corporation Tax -						
901 - Share of net proceeds assigned to States	19,63,449.00	16,51,971.00	+ 18.85
Total	19,63,449.00	16,51,971.00	+ 18.85
0022 - Taxes on Agricultural Income-						
103 - Surcharge	1.23	-100.00
Total	1.23	-100.00

* Figures under Sector "A-Tax Revenue" are net after taking into account refunds of revenue

(a) Adjustment of Advance Apportionment to make up shortfall in IGST

STATEMENT No. 14 - DETAILED STATEMENT OF REVENUE AND CAPITAL RECEIPTS BY MINOR HEADS - *contd...*

HEADS			Actuals		Percentage Increase (+)/ decrease (-) during the year	
	2022-23		2021-22			
<i>(₹ in lakh)</i>						
RECEIPT HEADS [Revenue Account] - <i>contd...</i>						
A - TAX REVENUE - <i>contd...</i>						
(b) - Taxes on Income and Expenditure - <i>concl.</i>						
0028 - Other Taxes on Income and Expenditure -						
107 - Taxes on Professions, Trades, Callings and Employment	2,93,021.48	2,65,191.73	+ 10.49
800 - Other Receipts	64.19	20.20	+ 217.77
901 - Share of net proceeds assigned to states	12.00	-100.00
Total	2,93,085.67	2,65,223.93	+ 10.50
Total, (b) - Taxes on Income and Expenditure	42,69,079.67	34,29,965.15	+ 24.46
(c) - Taxes on Property, Capital and other transactions -						
0029 - Land Revenue -						
101 - Land Revenue/Tax	15,582.05	23,790.96	-34.50
103 - Rates and Cesses on Land	16,675.35	17,625.62	-5.39
104 - Receipts from Management of Ex-Zamindari Estates	8,238.66	11,500.55	-28.36
105 - Receipts from Sale of Government Estates	15,612.12	25,969.57	-39.88
107 - Sale proceeds of Waste Lands and Redemption of Land Tax	238.52	534.93	-55.41
500 - Receipts awaiting transfer to other Minor Heads	9.79	226.41	-95.68
501 - Services and Service Fees	8,819.76	5,137.88	+ 71.66
800 - Other Receipts	1,77,964.48	2,21,680.15	-19.72
Total	2,43,140.73	3,06,466.07	-20.66

STATEMENT No. 14 - DETAILED STATEMENT OF REVENUE AND CAPITAL RECEIPTS BY MINOR HEADS - *contd...*

HEADS			Actuals		Percentage Increase (+)/ decrease (-) during the year	
	2022-23		2021-22			
<i>(₹ in lakh)</i>						
RECEIPT HEADS [Revenue Account] - <i>contd...</i>						
A - TAX REVENUE - <i>contd...</i>						
(c) - Taxes on Property, Capital and other transactions - <i>concl.</i>						
0030 - Stamps and Registration Fees -						
01 - Stamps-Judicial-						
101 - Court Fees realised in Stamps	45,971.81	35,682.61	+ 28.84
102 - Sale of Stamps	(-) 877.28 (*)	(-) 741.49	+ 18.31
800 - Other Receipts	(-) 2,788.20 (*)	(-) 1,551.99	+ 79.65
Total, 01	42,306.33	33,389.13	+ 26.71
02 - Stamps-Non-Judicial-						
102 - Sale of Stamps	36,52,091.86	28,38,581.05	+ 28.66
103 - Duty on Impressing of Documents	5,29,665.89	4,14,810.23	+ 27.69
800 - Other Receipts	9,114.48	8,358.03	+ 9.05
Total, 02	41,90,872.23	32,61,749.31	+ 28.49
03 - Registration Fees-						
104 - Fees for registering documents	3,12,064.27	2,65,441.28	+ 17.56
800 - Other Receipts	(-) 16,676.31 (*)	(-) 1,222.14	+ 1264.52
Total, 03	2,95,387.96	2,64,219.14	+ 11.80
Total	45,28,566.52	35,59,357.58	+ 27.23
0032 - Taxes on Wealth -						
901 - Share of net proceeds assigned to states	302.00	-100.00
Total	302.00	-100.00
Total, (c) - Taxes on Property, Capital and other transactions	47,71,707.25	38,66,125.65	+ 23.42
(d)- Taxes on Commodities and Services other than Goods and Services Tax -						
0037 - Customs-						
800 - Other Receipts	0.33	-100.00
901 - Share of net proceeds assigned to states	2,35,810.00	3,91,076.00	-39.70
Total	2,35,810.00	3,91,076.33	-39.70
0038 - Union Excise Duties-						
01 - Shareable Duties -						
901 - Share of net proceeds assigned to states	73,980.00	2,05,721.00	-64.04
Total, 01	73,980.00	2,05,721.00	-64.04
Total	73,980.00	2,05,721.00	-64.04

(*) Minus receipts is due to refunds being more than receipts

STATEMENT No. 14 - DETAILED STATEMENT OF REVENUE AND CAPITAL RECEIPTS BY MINOR HEADS - *contd...*

HEADS			Actuals		Percentage Increase (+)/ decrease (-) during the year	
	2022-23		2021-22			
(<i>₹ in lakh</i>)						
RECEIPT HEADS [Revenue Account] - <i>contd...</i>						
A - TAX REVENUE - <i>contd...</i>						
(d)- Taxes on Commodities and Services other than Goods and Services Tax - <i>contd...</i>						
0039 - State Excise-						
101 - Country Spirits	5,08,487.69	4,05,651.08	+ 25.35
102 - Country Fermented Liquors	4,388.36	3,613.80	+ 21.43
103 - Malt Liquor	3,41,723.60	2,45,611.98	+ 39.13
105 - Foreign Liquors and Spirits	12,38,495.46	10,18,860.47	+ 21.56
106 - Commercial and denatured spirits and medicated wines	274.20	261.18	+ 4.99
107 - Medicinal and toilet preparations containing alcohol, opium etc.	9.05	93.38	-90.31
108 - Opium, hemp and other drugs	3.13	2.58	+ 21.32
150 - Fines and confiscations	1,713.85	972.09	+ 76.31
501 - Services and Service Fees	1,878.37	1,275.00	+ 47.32
800 - Other Receipts	53,727.83	45,729.90	+ 17.49
Total	21,50,701.54	17,22,071.46	+ 24.89
0040 - Taxes on Sales, Trade etc. -						
101 - Receipts under Central Sales Tax Act	1,44,408.38	1,07,729.80	+ 34.05
102 - Receipts under State Sales Tax Act	53,53,843.91 (a)	45,23,748.15	+ 18.35
103 - Tax on sale of motor spirits and lubricants	0.79	0.15	+ 426.67
104 - Surcharge on Sales Tax	4.33	-100.00
106 - Tax on purchase of Sugarcane	1,610.81	105.00	+ 1434.10
800 - Other Receipts	(-) 43,046.13(*)	(-) 39,174.73	+ 9.88
Total	54,56,817.76	45,92,412.70	+ 18.82
0041 - Taxes on Vehicles-						
101 - Receipts under the Indian Motor Vehicles Act	1,81,092.63	1,41,335.42	+ 28.13
102 - Receipts under the State Motor Vehicles Taxation Acts	9,93,270.13	7,66,742.10	+ 29.54
501 - Services and Service Fees	3.45	1.63	+ 111.66
800 - Other Receipts	(-) 324.02(*)	(-) 63.00	+ 414.32
Total	11,74,042.19	9,08,016.15	+ 29.30
0042 - Taxes on Goods and Passengers-						
106 - Tax on entry of goods into Local Areas	1,57,546.42	38,836.36	+ 305.67
501 - Services and Service Fees	0.08	-100.00
800 - Other Receipts	664.79	516.89	+ 28.61
Total	1,58,211.21	39,353.33	+ 302.03

(a) Includes VAT amount of ₹ 53,45,813.18 lakh

(*) Minus receipts is due to refunds being more than receipts

STATEMENT No. 14 - DETAILED STATEMENT OF REVENUE AND CAPITAL RECEIPTS BY MINOR HEADS - *contd...*

HEADS				Actuals		Percentage Increase (+)/ decrease (-) during the year
				2022-23	2021-22	
<i>(₹ in lakh)</i>						
RECEIPT HEADS [Revenue Account] - <i>contd...</i>						
A - TAX REVENUE - <i>concl.</i>						
(d)- Taxes on Commodities and Services other than Goods and Services Tax - <i>concl.</i>						
0043 - Taxes and Duties on Electricity-						
101 - Taxes on consumption and sale of Electricity	14,68,822.73	8,34,931.82	+ 75.92
102 - Fees under the Indian Electricity Rules	21.86	32.11	-31.92
103 - Fees for the electrical inspection of cinemas	0.69	1.32	-47.73
501 - Services and Service Fees	0.02	0.01	+ 100.00
800 - Other Receipts	3,240.99	3,426.63	-5.42
Total	14,72,086.29	8,38,391.89	+ 75.58
0044 - Service Tax-						
800 - Other Receipts	82.75	+ 100.00
901 - Share of net proceeds assigned to states	9,376.00	62,783.00	-85.07
Total	9,458.75	62,783.00	-84.93
0045 - Other Taxes and Duties on Commodities and Services-						
101 - Entertainment Tax	6,050.86	1,992.67	+ 203.66
102 - Betting Tax	29.14	24.47	+ 19.08
105 - Luxury Tax	932.69	1,349.22	-30.87
108 - Receipts under Education Cess Act	1,15,118.14	1,02,519.60	+ 12.29
109 - Receipts under Health Cess Act	557.84	407.16	+ 37.01
112- Receipts from Cesses under Other Acts	5,855.61	6,273.49	-6.66
114- Receipts under the Sugarcane (Regulations, Supply and Purchase Control) Act	31.69	5.01	+ 532.53
115 - Forest Development Tax	0.17	0.15	+ 13.33
800 - Other Receipts	17,765.28	18,370.36	-3.29
901- Share of net proceeds assigned to states	9,873.00	5,499.00	+ 79.54
Total	1,56,214.42	1,36,441.13	+ 14.49
Total,(d) Taxes on Commodities and Services other than Goods and Services Tax	1,08,87,322.16	88,96,266.99	+ 22.38
Total, A-Tax Revenue	3,37,48,728.63	2,75,24,519.65	+ 22.61

STATEMENT No. 14 - DETAILED STATEMENT OF REVENUE AND CAPITAL RECEIPTS BY MINOR HEADS - *contd...*

HEADS				Actuals		Percentage Increase (+)/ decrease (-) during the year
				2022-23	2021-22	
<i>(₹ in lakh)</i>						
RECEIPT HEADS [Revenue Account] - <i>contd...</i>						
B - NON-TAX REVENUE-						
(a)- Fiscal Services-						
0047 - Other Fiscal Services-						
800 - Other Receipts	1.12	2.31	-51.52
Total	1.12	2.31	-51.52
Total, (a)-Fiscal Services	1.12	2.31	-51.52
(b)- Interest Receipts, Dividends and Profits-						
0049 - Interest Receipts-						
04 - Interest Receipts of State/Union Territory Governments-						
103 - Interest from Departmental Commercial Undertakings	59,325.39	59,100.25	+ 0.38
107 - Interest from Cultivators	666.40	270.66	+ 146.21
110 - Interest realised on investment of Cash balances	1,49,897.87	1,19,115.75	+ 25.84
190 - Interest from Public Sector and Other Undertakings	3,558.24	9,057.16	-60.71
191 - Interest from Local Bodies	2,445.89	5,517.30	-55.67
195 - Interest from Co-operative Societies	7,317.25	8,007.96	-8.63
800 - Other Receipts	19,811.94	60,713.93	-67.37
900 - <i>Deduct</i> -Refunds	(-) 2.80	(-) 78.43	-96.43
Total, 04	2,43,020.18	2,61,704.58	-7.14
Total	2,43,020.18	2,61,704.58	-7.14
0050 - Dividends and Profits-						
101 - Dividends from Public Undertakings	2,869.61	7,573.65	-62.11
200 - Dividends from Other Investments	731.46	1,262.02	-42.04
Total	3,601.07	8,835.67	-59.24
Total,(b)-Interest Receipts, Dividends and Profits	2,46,621.25	2,70,540.25	-8.84

STATEMENT No. 14 - DETAILED STATEMENT OF REVENUE AND CAPITAL RECEIPTS BY MINOR HEADS - *contd...*

HEADS			2022-23	Actuals	2021-22	Percentage Increase (+)/ decrease (-) during the year
<i>(₹ in lakh)</i>						
RECEIPT HEADS [Revenue Account] - <i>contd...</i>						
B - NON-TAX REVENUE- <i>contd...</i>						
(c)- Other Non-Tax Revenue						
(i)- General Services						
0051 - Public Service Commission-						
105 - State Public Service Commission-Examination Fees	4,410.85	3,504.86		+ 25.85
800- Other Receipts	21.62	19.51		+ 10.81
Total	4,432.47	3,524.37		+ 25.77
0055 - Police-						
101 - Police supplied to other Governments	18,691.45	12,205.27		+ 53.14
102 - Police supplied to other parties	8,510.63	7,927.76		+ 7.35
103 - Fees, Fines and Forfeitures	53,500.39	43,392.80		+ 23.29
104 - Receipts under Arms Act	102.93	150.39		-31.56
105 - Receipts of State Headquarters Police	1,819.15	827.28		+ 119.90
800 - Other Receipts	4,805.66	4,534.29		+ 5.98
900 - <i>Deduct</i> -Refunds	(-) 99.43	(-) 129.65		-23.31
Total	87,330.78	68,908.14		+ 26.74
0056 - Jails-						
102 - Sale of Jail Manufactures	1,175.43	664.94		+ 76.77
501 - Services and Services Fees	22.08	57.79		-61.79
800 - Other Receipts	65.67	110.82		-40.74
Total	1,263.18	833.55		+ 51.54
0057 - Supplies and Disposals-						
800 - Other Receipts	0.18	1.47		-87.76
Total	0.18	1.47		-87.76
0058 - Stationery and Printing-						
101 - Stationery Receipts	189.79	3.91		+ 4753.96
102 - Sale of Gazettes etc.	2,284.95	1,849.18		+ 23.57
200 - Other Press Receipts	7,018.60	5,306.78		+ 32.26
800 - Other Receipts	134.48	75.76		+ 77.51
Total	9,627.82	7,235.63		+ 33.06

STATEMENT No. 14 - DETAILED STATEMENT OF REVENUE AND CAPITAL RECEIPTS BY MINOR HEADS - *contd...*

HEADS			Actuals		Percentage Increase (+)/ decrease (-) during the year	
	2022-23		2021-22			
<i>(₹ in lakh)</i>						
RECEIPT HEADS [Revenue Account] - <i>contd...</i>						
B - NON-TAX REVENUE- <i>contd...</i>						
(c)- Other Non-Tax Revenue - <i>contd...</i>						
(i)- General Services - <i>contd...</i>						
0059 - Public Works-						
01 - Office Buildings-						
011 - Rents	2,170.95	1,397.15	+ 55.38
102 - Hire charges of Machinery and Equipment	5.92	6.14	-3.58
103 - Recovery of percentage charges	16,253.54	12,458.08	+ 30.47
800 - Other Receipts	22,118.40	16,003.57	+ 38.21
900 - <i>Deduct</i> -Refunds	(-) 783.25	-100.00
Total, 01	40,548.81	29,081.69	+ 39.43
Total	40,548.81	29,081.69	+ 39.43
0070 - Other Administrative Services-						
01 - Administration of Justice-						
102 - Fines and Forfeitures	7,543.00	5,178.79	+ 45.65
501 - Services and Service Fees	9,837.62	5,588.04	+ 76.05
800 - Other Receipts	10,544.52	6,100.90	+ 72.84
801 - Interest On Unspent Balances	0.17	+ 100.00
Total, 01	27,925.31	16,867.73	+ 65.55
02 - Elections						
101 - Sale proceeds of election forms and documents	2,162.31	3,846.75	-43.79
104 - Fees, Fines and Forfeitures	525.61	410.53	+ 28.03
105 - Contribution towards issue of voter identity cards	8,712.80	15.37	+ 56587.05
800 - Other Receipts	248.42	315.98	-21.38
Total, 02	11,649.14	4,588.63	+ 153.87
60 - Other Services-						
101 - Receipts from the Central Government for administration of Central Acts and Regulations	807.47	446.43	+ 80.87
103 - Receipts under Explosives Act	407.36	677.00	-39.83
105 - Home Guards	4.92	37.01	-86.71
106 - Civil Defence	5.84	6.77	-13.74
109 - Fire Protection and Control	3.26	2.26	+ 44.25
110 - Fees for Government Audit	153.06	119.98	+ 27.57
114 - Receipts from Motor Garages <i>etc.</i>	4.93	28.12	-82.47
115 - Receipts from Guest Houses, Government Hostels <i>etc.</i>	5.17	4.24	+ 21.93
117 - Visa Fees	72.02	31.22	+ 130.69
118 - Receipts under Right to Information Act, 2005	336.21	138.15	+ 143.37

STATEMENT No. 14 - DETAILED STATEMENT OF REVENUE AND CAPITAL RECEIPTS BY MINOR HEADS - *contd...*

HEADS			Actuals		Percentage Increase (+)/ decrease (-) during the year
	2022-23		2021-22		
(₹ in lakh)					
RECEIPT HEADS [Revenue Account] - <i>contd...</i>					
B - NON-TAX REVENUE- <i>contd...</i>					
(c)- Other Non-Tax Revenue - <i>contd...</i>					
(i)- General Services - <i>concl.</i>					
0070 - Other Administrative Services- <i>concl.</i>					
60 - Other Services- <i>concl.</i>					
119 - Penalties for Deficiency in Public Services	0.40	2.86	-86.01
800 - Other Receipts	43,755.25	30,560.23	+ 43.18
900 - Deduct -Refunds	(-) 92.63	+ 100.00
Total, 60	45,463.26	32,054.27	+ 41.83
Total	85,037.71	53,510.63	+ 58.92
0071 - Contributions and Recoveries towards Pensions and Other Retirement Benefits-					
01 - Civil-					
101 - Subscriptions and Contributions	4,707.21	5,065.64	-7.08
500 - Receipts Awaiting Transfer to other Minor Heads	1.84	5.25	-64.95
800 - Other Receipts	13,526.77	15,393.18	-12.12
900 - Deduct -Refunds	(-) 4.19	+ 100.00
Total, 01	18,231.63	20,464.07	-10.91
Total	18,231.63	20,464.07	-10.91
0075 - Miscellaneous General Services-					
101 - Unclaimed Deposits	16,785.72	15,390.95	+ 9.06
103 - State Lotteries	5,132.86	4,222.15	+ 21.57
105 - Sale of Land and Property	15.40	38.42	-59.92
108 - Guarantee fees	6.62	183.59	-96.39
791 - Gain by Exchange	98.91	6.01	+ 1545.76
800 - Other Receipts	15,532.14	35,424.00	-56.15
900 - Deduct -Refunds	(-) 900.26	(-) 2,125.54	-57.65
Total	36,671.39	53,139.58	-30.99
Total, (i)-General Services	2,83,143.97	2,36,699.13	+ 19.62
(ii)- Social Services-					
0202 - Education, Sports, Art and Culture-					
01 - General Education-					
101 - Elementary Education	4,970.41	18,316.21	-72.86
102 - Secondary Education	1,130.07	639.31	+ 76.76
103 - University and Higher Education	2,424.14	2,180.36	+ 11.18

STATEMENT No. 14 - DETAILED STATEMENT OF REVENUE AND CAPITAL RECEIPTS BY MINOR HEADS - *contd...*

HEADS			Actuals		Percentage Increase (+)/ decrease (-) during the year	
	2022-23		2021-22			
<i>(₹ in lakh)</i>						
RECEIPT HEADS [Revenue Account] - <i>contd...</i>						
B - NON-TAX REVENUE- <i>contd...</i>						
<i>(c)- Other Non-Tax Revenue - <i>contd...</i></i>						
<i>(ii)- Social Services- <i>contd...</i></i>						
0202 - Education, Sports, Art and Culture- <i>concl.</i>						
<i>01 - General Education- <i>concl.</i></i>						
104 - Adult Education	51.67	19.35	+ 167.03
501 - Services and Service Fees	140.63	147.59	-4.72
600 - General	7.35	16.75	-56.12
800 - Other Receipts	28,729.85	22,143.42	+ 29.74
801 - Interest or Other Earnings from Grantee on Unspent Balances	10.78	+ 100.00
900 - <i>Deduct</i> -Refunds	(-) 0.10	+ 100.00
Total, 01	37,464.80	43,462.99	-13.80
<i>02 - Technical Education-</i>						
101 - Tuitions and Other Fees	3,542.66	3,284.94	+ 7.85
501 - Services and Service Fees	915.48	551.70	+ 65.94
600 - General	2.56	4.61	-44.47
800 - Other Receipts	1,798.52	11,375.28	-84.19
Total, 02	6,259.22	15,216.53	-58.87
<i>03 - Sports and Youth Services-</i>						
800 - Other Receipts	2,264.68	866.76	+ 161.28
Total, 03	2,264.68	866.76	+ 161.28
<i>04 - Art and Culture-</i>						
101 - Archives and Museums	30.02	6.43	+ 366.87
102 - Public Libraries	21.03	1,490.84	-98.59
501 - Services and Service Fees	23.00	42.58	-45.98
800 - Other Receipts	2,333.34	691.26	+ 237.55
900 - <i>Deduct</i> -Refunds	(-) 1.43	(-) 2.30	-37.83
Total, 04	2,405.96	2,228.81	+ 7.95
Total	48,394.66	61,775.09	-21.66

STATEMENT No. 14 - DETAILED STATEMENT OF REVENUE AND CAPITAL RECEIPTS BY MINOR HEADS - *contd...*

HEADS	Actuals		Percentage Increase (+)/ decrease (-) during the year	
	2022-23	2021-22		
<i>(₹ in lakh)</i>				
RECEIPT HEADS [Revenue Account] - <i>contd...</i>				
B - NON-TAX REVENUE - <i>contd...</i>				
<i>(c)- Other Non-Tax Revenue - <i>contd...</i></i>				
<i>(ii)- Social Services - <i>contd...</i></i>				
0210 - Medical and Public Health-				
01- Urban Health Services-				
020 - Receipts from Patients for hospital and dispensary services	2,014.11	3,116.95	-35.38
101 - Receipts from Employees' State Insurance Scheme	24,104.34	29,301.71	-17.74
103 - Contribution for Central Government Health Schemes	100.05	204.88	-51.17
104 - Medical Stores Depots	619.12	27.77	+ 2129.46
107 - Receipts from Drug Manufacture	1.76	493.07	-99.64
501 - Services and Service Fees	23.53	32.66	-27.95
800 - Other Receipts	2,567.92	2,563.51	+ 0.17
900 - <i>Deduct</i> -Refunds	(-) 1.78	-100.00
Total, 01	29,430.83	35,738.77	-17.65
02 - Rural Health Services-				
101 - Receipts/Contributions from patients and others	377.65	648.96	-41.81
501 - Services and Service Fees	34.45	44.81	-23.12
800 - Other Receipts	4,371.92	2,623.52	+ 66.64
Total, 02	4,784.02	3,317.29	+ 44.21
03 - Medical Education, Training and Research-				
101 - Ayurveda	1,382.31	804.84	+ 71.75
102 - Homeopathy	1.88	1.50	+ 25.33
103 - Unani	7.10	175.20	-95.95
104 - Siddha	0.24	0.40	-40.00
105 - Allopathy	20,794.30	11,826.60	+ 75.83
200 - Other Systems	1.50	138.73	-98.92
501 - Services and Service Fees	2.97	5.75	-48.35
Total, 03	22,190.30	12,953.02	+ 71.31

STATEMENT No. 14 - DETAILED STATEMENT OF REVENUE AND CAPITAL RECEIPTS BY MINOR HEADS - *contd...*

HEADS			Actuals		Percentage Increase (+)/ decrease (-) during the year	
	2022-23		2021-22			
(₹ in lakh)						
RECEIPT HEADS [Revenue Account] - <i>contd...</i>						
B - NON-TAX REVENUE - <i>contd...</i>						
(c)- Other Non-Tax Revenue - <i>contd...</i>						
(ii)- Social Services- <i>contd...</i>						
0210 - Medical and Public Health - <i>concl.</i>						
04 - Public Health-						
102- Sale of Sera/Vaccine	0.36	0.04	+ 800.00
104 - Fees and Fines etc.	9,586.38	13,286.47	-27.85
105 - Receipts from Public Health Laboratories	375.36	314.82	+ 19.23
501 - Services and Service Fees	59.96	54.22	+ 10.59
800 - Other Receipts	21,815.85	5,127.92	+ 325.43
801 - Interest or other earnings from Grantee on unspent balances	1,737.27	+ 100.00
900 - <i>Deduct</i> -Refunds	(-) 33.35	+ 100.00
	Total, 04	33,541.83	18,783.47	+ 78.57
	Total	89,946.98	70,792.55	+ 27.06
0211 - Family Welfare-						
101 - Sale of Contraceptives	203.34	106.40	+ 91.11
501 - Services and Service Fees	45.73	9.24	+ 394.91
800 - Other Receipts	1,441.85	731.14	+ 97.21
	Total	1,690.92	846.78	+ 99.69
0215 - Water Supply and Sanitation-						
01 - Water Supply-						
102 - Receipts from Rural Water Supply Schemes	237.12	715.09	-66.84
103 - Receipts from Urban Water Supply Schemes	70.97	987.51	-92.81
501 - Services and Service Fees	9,213.42	7,863.50	+ 17.17
800 - Other Receipts	954.80	735.35	+ 29.84
	Total, 01	10,476.31	10,301.45	+ 1.70
02 - Sewerage and Sanitation-						
103 - Receipts from Sewerage Schemes	33.16	8.96	+ 270.09
800 - Other Receipts	129.23	67.18	+ 92.36
	Total, 02	162.39	76.14	+ 113.28
	Total	10,638.70	10,377.59	+ 2.52

STATEMENT No. 14 - DETAILED STATEMENT OF REVENUE AND CAPITAL RECEIPTS BY MINOR HEADS - *contd...*

HEADS			2022-23	Actuals 2021-22	Percentage Increase (+)/ decrease (-) during the year
			(₹ in lakh)		
RECEIPT HEADS [Revenue Account] - <i>contd...</i>					
B - NON-TAX REVENUE - <i>contd...</i>					
<i>(c)- Other Non-Tax Revenue - <i>contd...</i></i>					
<i>(ii)- Social Services - <i>contd...</i></i>					
0216 - Housing-					
01 - Government Residential Buildings-					
106 - General Pool Accommodation	0.55	4.35	-87.36
800 - Other Receipts	3,358.86	3,306.38	+ 1.59
Total, 01	3,359.41	3,310.73	+ 1.47
02 - Urban Housing-					
500 - Receipt Awaiting Transfer to Other Minor Heads	0.04	424.27	-99.99
800 - Other Receipts	8,755.88	7,976.55	+ 9.77
900 - <i>Deduct</i> -Refunds	(-) 0.68	-100.00
Total, 02	8,755.92	8,400.14	+ 4.24
Total	12,115.33	11,710.87	+ 3.45
0217 - Urban Development-					
60 - Other Urban Development Schemes-					
191 - Receipts from Municipalities etc.	6,289.08	62,260.70	-89.90
800 - Other Receipts	1,64,556.59	4,93,601.88	-66.66
900 - <i>Deduct</i> -Refunds	(-) 133.83	-100.00
Total, 60	1,70,845.67	5,55,728.75	-69.26
Total	1,70,845.67	5,55,728.75	-69.26
0220 - Information and Publicity -					
01 - Films-					
102 - Receipts from Departmentally produced films	0.07	+ 100.00
103 - Receipts from Cinematograph Films Rules	30.47	680.14	-95.52
800 - Other Receipts	30.96	+ 100.00
Total, 01	61.50	680.14	-90.96

STATEMENT No. 14 - DETAILED STATEMENT OF REVENUE AND CAPITAL RECEIPTS BY MINOR HEADS - *contd...*

HEADS			Actuals		Percentage Increase (+)/ decrease (-) during the year	
	2022-23		2021-22			
<i>(₹ in lakh)</i>						
RECEIPT HEADS [Revenue Account] - <i>contd...</i>						
B - NON-TAX REVENUE - <i>contd...</i>						
<i>(c)- Other Non-Tax Revenue - <i>contd...</i></i>						
<i>(ii)- Social Services - <i>contd...</i></i>						
0220 - Information and Publicity - <i>concl.</i>						
60 - Others-						
105 - Receipts from Community Radio and T.V. sets	3.11	1.07	+ 190.65
106 - Receipts from advertising and visual Publicity	4.93	6.12	-19.44
113 - Receipts from other Publications	2.03	1.56	+ 30.13
501 - Services and Service Fees	0.98	8.72	-88.76
800 - Other Receipts	10.61	4,316.36	-99.75
Total, 60	21.66	4,333.83	-99.50
Total	83.16	5,013.97	-98.34
0230 - Labour and Employment-						
101 - Receipts under Labour Laws	270.97	164.74	+ 64.48
102 - Fees for registration of Trade Unions	5.19	4.97	+ 4.43
103 - Fees for inspection of Steam Boilers	1,295.37	1,186.95	+ 9.13
104 - Fees realised under Factory's Act	6,544.83	7,749.36	-15.54
105 - Examination fees under Mines Act	0.04	0.02	+ 100.00
106 - Fees under Contract Labour (Regulation and Abolition Rules)	611.89	601.24	+ 1.77
501 - Services and Service Fees	3.74	2.91	+ 28.52
800 - Other Receipts	1,389.46	1,031.90	+ 34.65
801 - Interest or other earnings from Grantee on unspent balances	0.19	+ 100.00
900 - <i>Deduct</i> -Refunds	(-) 0.16	-100.00
Total	10,121.68	10,741.93	-5.77
0235 - Social Security and Welfare-						
01 - Rehabilitation-						
102 - Relief and Rehabilitation of Displaced persons and Repatriates	3,352.75	4,141.46	-19.04
200 - Other Rehabilitation Schemes	8.85	9.62	-8.00
800 - Other Receipts	39,525.73	17,937.24	+ 120.36
Total, 01	42,887.33	22,088.32	+ 94.16
Total	42,887.33	22,088.32	+ 94.16

STATEMENT No. 14 - DETAILED STATEMENT OF REVENUE AND CAPITAL RECEIPTS BY MINOR HEADS - *contd...*

HEADS				Actuals		Percentage Increase (+)/ decrease (-) during the year
				2022-23	2021-22	
<i>(₹ in lakh)</i>						
RECEIPT HEADS [Revenue Account] - <i>contd...</i>						
B - NON-TAX REVENUE - <i>contd...</i>						
<i>(c)- Other Non-Tax Revenue - <i>contd...</i></i>						
<i>(ii)- Social Services - <i>concl.</i></i>						
0250 - Other Social Services-						
102 - Welfare of Scheduled Castes, Scheduled Tribes, Other Backward Classes and Minorities	3,394.52	8,112.32	-58.16
800 - Other Receipts	14,999.30	19,819.17	-24.32
Total	18,393.82	27,931.49	-34.15
Total, (ii)-Social Services	4,05,118.25	7,77,007.34	-47.86
<i>(iii)- Economic Services-</i>						
0401 - Crop Husbandry-						
103 - Seeds	719.59	546.52	+ 31.67
104 - Receipts from Agricultural Farms	21.18	41.12	-48.49
105 - Sale of manures and fertilizers	439.08	526.07	-16.54
107 - Receipts from Plant Protection Services	650.97	852.48	-23.64
108 - Receipts from Commercial Crops	194.58	0.26	+ 74738.46
110 - Grants from Indian Council of Agricultural Research	0.27	11.08	-97.56
119 - Receipts from Horticulture and Vegetable Crops	760.94	985.09	-22.75
120 - Sale, hire and services of agricultural implements and machinery including tractors	0.40	1.88	-78.72
501 - Services and Service Fees	41.13	33.48	+ 22.85
800 - Other Receipts	16,148.86	4,929.51	+ 227.60
801 - Interest or Other Earnings from Grantee on Unspent Balances	1,533.14	+ 100.00
Total	20,510.14	7,927.49	+ 158.72

STATEMENT No. 14 - DETAILED STATEMENT OF REVENUE AND CAPITAL RECEIPTS BY MINOR HEADS - *contd...*

HEADS	Actuals		Percentage Increase (+)/ decrease (-) during the year	
	2022-23	2021-22		
(<i>₹ in lakh</i>)				
RECEIPT HEADS [Revenue Account] - <i>contd...</i>				
B - NON-TAX REVENUE - <i>contd...</i>				
(c)- Other Non-Tax Revenue - <i>contd...</i>				
(iii)- Economic Services - <i>contd...</i>				
0403 - Animal Husbandry-				
102 - Receipts from Cattle and Buffalo Development	203.97	69.82	+ 192.14
103 - Receipts from Poultry Development	184.58	85.94	+ 114.78
104 - Receipts from Sheep and Wool Development	449.09	79.13	+ 467.53
105 - Receipts from Piggery Development	0.47	1.50	-68.67
106 - Receipts from Fodder and Feed Development	0.31	1.92	-83.85
108 - Receipts from other Livestock Development	88.94	1.27	+ 6903.15
110 - Grants from Indian Council of Agricultural Research	222.28	258.49	-14.01
501 - Services and Service Fees	1,235.14	723.49	+ 70.72
800 - Other Receipts	5,192.24	978.19	+ 430.80
801 - Interest or Other Earnings from Grantee on Unspent Balances	141.17	+ 100.00
Total	7,718.19	2,199.75	+ 250.87
0404 - Dairy Development-				
201 - Receipts from Greater Bombay Milk Scheme	996.33	3,141.01	-68.28
202 - Receipts from Government Milk Scheme, Pune	208.31	1,368.04	-84.77
203 - Receipts from Government Milk Scheme, Solapur	0.45	1.14	-60.53
204 - Receipts from Government Milk Scheme, Miraj	242.64	235.29	+ 3.12
206 - Receipts from Government Milk Scheme, Mahabaleshwar	0.09	0.09
207 - Receipts from Government Milk Scheme, Satara	0.55	1,163.88	-99.95
208 - Receipts from Government Milk Scheme, Nashik	27.63	16.42	+ 68.27
209 - Receipts from Government Milk Scheme, Dhule	4.75	10.22	-53.52
210 - Receipts from Government Milk Scheme, Ahmednagar	3.55	8.26	-57.02
211 - Receipts from Government Milk Scheme, Chalisgaon	0.24	0.02	+ 1100.00
212 - Receipts from Government Milk Scheme, Wani	0.07	0.20	-65.00
213 - Receipts from Government Milk Scheme, Ratnagiri	203.35	121.56	+ 67.28
214 - Receipts from Government Milk Scheme, Chiplun	49.57	132.95	-62.72

STATEMENT No. 14 - DETAILED STATEMENT OF REVENUE AND CAPITAL RECEIPTS BY MINOR HEADS - *contd...*

HEADS	Actuals		Percentage Increase (+)/ decrease (-) during the year	
	2022-23	2021-22		
(<i>₹ in lakh</i>)				
RECEIPT HEADS [Revenue Account] - <i>contd...</i>				
B - NON-TAX REVENUE- <i>contd...</i>				
<i>(c)- Other Non-Tax Revenue - <i>contd...</i></i>				
<i>(iii)- Economic Services- <i>contd...</i></i>				
0404 - Dairy Development - <i>concl.</i>				
217 - Receipts from Government Milk Scheme, Khopoli	130.63	98.47	+ 32.66
219 - Receipts from Government Milk Scheme, Aurangabad	2.94	1,345.46	-99.78
220 - Receipts from Government Milk Scheme, Udgir	50.67	975.70	-94.81
221 - Receipts from Government Milk Scheme, Beed	0.36	2,330.87	-99.98
222 - Receipts from Government Milk Scheme, Nanded	0.71	542.55	-99.87
223 - Receipts from Government Milk Scheme, Bhoom	0.42	226.31	-99.81
224 - Receipts from Government Milk Scheme, Parbhani	33.90	1,133.67	-97.01
225 - Receipts from Government Milk Scheme, Amravati	15.82	321.68	-95.08
226 - Receipts from Government Milk Scheme, Yeotmal	289.08	-100.00
227 - Receipts from Government Milk Scheme, Akola	248.70	679.95	-63.42
228 - Receipts from Government Milk Scheme, Nandura (District Buldhana)	0.19	64.09	-99.70
229 - Receipts from Government Milk Scheme, Nagpur	0.91	-100.00
230 - Receipts from Government Milk Scheme, Wardha	1,252.39	622.05	+ 101.33
231 - Receipts from Government Milk Scheme, Gondia	15.27	1,398.01	-98.91
232 - Receipts from Government Milk Scheme, Chandrapur	87.78	362.35	-75.77
800 - Other Receipts	1,951.58	7,872.10	-75.21
Total	5,528.89	24,462.33	-77.40

STATEMENT No. 14 - DETAILED STATEMENT OF REVENUE AND CAPITAL RECEIPTS BY MINOR HEADS - *contd...*

HEADS				Actuals		Percentage Increase (+)/ decrease (-) during the year
				2022-23	2021-22	
<i>(₹ in lakh)</i>						
RECEIPT HEADS [Revenue Account] - <i>contd...</i>						
B - NON-TAX REVENUE - <i>contd...</i>						
<i>(c)- Other Non-Tax Revenue - <i>contd...</i></i>						
<i>(iii)- Economic Services - <i>contd...</i></i>						
0405 - Fisheries-						
011 - Rents	157.62	972.61	-83.79
102 - Licence Fees, Fines etc.	97.97	163.30	-40.01
103 - Sale of fish, Fish seeds etc.	98.65	75.57	+ 30.54
501 - Services and Service Fees	9.39	10.18	-7.76
800 - Other Receipts	205.44	141.09	+ 45.61
Total	569.07	1,362.75	-58.24
0406 - Forestry and Wild Life-						
<i>01 - Forestry-</i>						
101 - Sale of timber and other forest produce	28,662.05	16,724.52	+ 71.38
102 - Receipts from Social and farm forestries	142.43	232.26	-38.68
800 - Other Receipts	2,036.40	3,411.25	-40.30
900 - <i>Deduct</i> -Refunds	(-) 7.46	+ 100.00
Total, 01	30,833.42	20,368.03	+ 51.38
<i>02 - Environmental Forestry and Wild Life-</i>						
800 - Other Receipts	152.33	135.60	+ 12.34
Total, 02	152.33	135.60	+ 12.34
Total	30,985.75	20,503.63	+ 51.12
0408 - Food Storage and Warehousing-						
103 - Nutrition and Subsidiary Food	14.78	7.31	+ 102.19
501 - Services and Service Fees	27.19	253.18	-89.26
800 - Other Receipts	306.43	240.63	+ 27.34
900 - <i>Deduct</i> -Refunds	(-) 0.16	-100.00
Total	348.40	500.96	-30.45

STATEMENT No. 14 - DETAILED STATEMENT OF REVENUE AND CAPITAL RECEIPTS BY MINOR HEADS - *contd...*

HEADS			2022-23	Actuals 2021-22	Percentage Increase (+)/ decrease (-) during the year
			(₹ in lakh)		
RECEIPT HEADS [Revenue Account] - <i>contd...</i>					
B - NON-TAX REVENUE - <i>contd...</i>					
(c)- Other Non-Tax Revenue - <i>contd...</i>					
(iii)- Economic Services - <i>contd...</i>					
0425 - Co-operation-					
101 - Audit Fees	1,218.60	1,037.13	+ 17.50
501 - Services and Service Fees	109.92	89.44	+ 22.90
800 - Other Receipts	11,742.29	9,238.15	+ 27.11
Total	13,070.81	10,364.72	+ 26.11
0435 - Other Agricultural Programmes-					
104 - Soil and Water Conservation	92.39	80.68	+ 14.51
800 - Other Receipts	1,401.95	241.20	+ 481.24
Total	1,494.34	321.88	+ 364.25
0506 - Land Reforms-					
101 - Receipts from regulations/consolidations of land holdings and tenancy	226.96	249.06	-8.87
103 - Receipts from maintenance of land records	5,259.69	5,004.13	+ 5.11
Total	5,486.65	5,253.19	+ 4.44
0515 - Other Rural Development Programmes-					
101 - Receipts under Panchayati Raj Acts	93.60	376.63	-75.15
501 - Services and Service Fees	45.42	371.53	-87.77
800 - Other Receipts	10,505.32	6,076.29	+ 72.89
Total	10,644.34	6,824.45	+ 55.97
0551 - Hill Areas-					
60 - Other Hill Areas-					
800 - Other Receipts	122.38	808.95	-84.87
Total,60	122.38	808.95	-84.87
Total	122.38	808.95	-84.87

STATEMENT No. 14 - DETAILED STATEMENT OF REVENUE AND CAPITAL RECEIPTS BY MINOR HEADS - *contd...*

HEADS			Actuals		Percentage Increase (+)/ decrease (-) during the year	
	2022-23		2021-22			
<i>(₹ in lakh)</i>						
RECEIPT HEADS [Revenue Account] - <i>contd...</i>						
B - NON-TAX REVENUE - <i>contd...</i>						
<i>(c)- Other Non-Tax Revenue - <i>contd...</i></i>						
<i>(iii)- Economic Services - <i>contd...</i></i>						
0700 - Major Irrigation-						
<i>01 - Major Irrigation-Commercial Major Projects -</i>						
202- Amba Project	0.76	0.94	-19.15
208- Bhatsa Project	2.78	+ 100.00
260- Kukadi Project	9.07	3.33	+ 172.37
271- Lower Wenna Project	1,885.39	-100.00
285- Mula Project	0.18	-100.00
315- Radhanagari Project	0.21	-100.00
442 Land Revenue Due	12,515.63	19,327.38	-35.24
353- Itiadoh Project	0.01	0.07	-85.71
354- Kal Project	1.99	12,840.97	-99.98
440- Major Irrigation - Commercial	5,179.82	-100.00
Total, 01	12,530.24	39,238.29	-68.07
Total	12,530.24	39,238.29	-68.07
0701 - Medium Irrigation-						
<i>03 - Medium Irrigation-Commercial-</i>						
001 - Medium Irrigation-Commercial	10,377.48	1,499.00	+ 592.29
Total, 03	10,377.48	1,499.00	+ 592.29
<i>80 - General-</i>						
800 - Other Receipts	556.12	709.09	-21.57
Total, 80	556.12	709.09	-21.57
Total	10,933.60	2,208.09	+ 395.16
0702 - Minor Irrigation-						
<i>01 - Surface Water-</i>						
101 - Receipts from Water tanks	668.97	547.44	+ 22.20
102 - Receipts from Lift Irrigation Schemes	1.42	19.37	-92.67
800 - Other Receipts	13,550.45	4,094.20	+ 230.97
801 - Interest or other earnings from Grantee on unspent balances	0.01	+ 100.00
Total, 01	14,220.85	4,661.01	+ 205.10
Total	14,220.85	4,661.01	+ 205.10

STATEMENT No. 14 - DETAILED STATEMENT OF REVENUE AND CAPITAL RECEIPTS BY MINOR HEADS - *contd...*

HEADS				Actuals		Percentage Increase (+)/ decrease (-) during the year
				2022-23	2021-22	
<i>(₹ in lakh)</i>						
RECEIPT HEADS [Revenue Account] - <i>contd...</i>						
B - NON-TAX REVENUE - <i>contd...</i>						
<i>(c)- Other Non-Tax Revenue - <i>contd...</i></i>						
<i>(iii)- Economic Services - <i>contd...</i></i>						
0801 - Power-						
<i>01 - Hydel Generation-</i>						
001 - Hydel Generation	4,001.24	788.45	+ 407.48
820 - Koyana Stage-IV	1.14	+ 100.00
998 - Maharashtra State Electricity Board	8.29	-100.00
999 - Power Finance Corporation	0.10	+ 100.00
Total, 01	4,002.48	796.74	+ 402.36
<i>80- General-</i>						
800- Other Receipts	73.89	57.05	+ 29.52
Total, 80	73.89	57.05	+ 29.52
Total	4,076.37	853.79	+ 377.44
0802 - Petroleum-						
104 - Receipts under the Petroleum Act	22.78	16.26	+ 40.10
Total	22.78	16.26	+ 40.10
0810 - Non-Conventional Sources of Energy-						
800 - Others	1,946.82	495.09	+ 293.23
Total	1,946.82	495.09	+ 293.23
0851 - Village and Small Industries-						
101 - Industrial Estates	33.85	37.31	-9.27
102 - Small Scale Industries	19.84	34.76	-42.92
200 - Other Village Industries	82.63	45.19	+ 82.85
800 - Other Receipts	263.83	243.50	+ 8.35
Total	400.15	360.76	+ 10.92

STATEMENT No. 14 - DETAILED STATEMENT OF REVENUE AND CAPITAL RECEIPTS BY MINOR HEADS - *contd...*

HEADS				2022-23	Actuals 2021-22	Percentage Increase (+)/ decrease (-) during the year
				<i>(₹ in lakh)</i>		
RECEIPT HEADS [Revenue Account] - <i>contd...</i>						
B - NON-TAX REVENUE - <i>contd...</i>						
<i>(c)- Other Non-Tax Revenue - <i>contd...</i></i>						
<i>(iii)- Economic Services - <i>contd...</i></i>						
0852 - Industries-						
08 - Consumer Industries-						
202 - Textiles	29.13	8.68	+ 235.60
Total, 08	29.13	8.68	+ 235.60
80 - General-						
800 - Other Receipts	171.39	60.12	+ 185.08
Total, 80	171.39	60.12	+ 185.08
Total	200.52	68.80	+ 191.45
0853 - Non-Ferrous Mining and Metallurgical Industries-						
102 - Mineral concession fees, rents and royalties	5,58,674.07	4,90,730.99	+ 13.85
501 - Services and Service Fees	1,191.70	593.14	+ 100.91
800 - Other Receipts	528.12	151.74	+ 248.04
900 - <i>Deduct</i> -Refunds	(-) 2,573.69	(-) 2,981.62	-13.68
Total	5,57,820.20	4,88,494.25	+ 14.19
1051 - Ports and Light Houses						
01 - Major Ports						
101 - Receipts from Ferry Services	72.57	80.00	-9.29
Total	72.57	80.00	-9.29
1054 - Roads and Bridges-						
102 - Tolls on Roads	1,622.32	325.99	+ 397.66
800 - Other Receipts	30,853.44	17,493.07	+ 76.38
Total	32,475.76	17,819.06	+ 82.25
1452 - Tourism-						
800 - Other Receipts	177.73	1,242.65	-85.70
Total	177.73	1,242.65	-85.70
1475 - Other General Economic Services-						
106 - Fees for stamping weights and measures	9,693.04	8,940.54	+ 8.42
108 - Trade Demonstration and Publicity	55.91	2.63	+ 2025.86

STATEMENT No. 14 - DETAILED STATEMENT OF REVENUE AND CAPITAL RECEIPTS BY MINOR HEADS - *contd...*

HEADS				Actuals		Percentage Increase (+)/ decrease (-) during the year
				2022-23	2021-22	
<i>(₹ in lakh)</i>						
RECEIPT HEADS [Revenue Account] - <i>contd...</i>						
B - NON-TAX REVENUE - <i>concl.</i>						
<i>(c)- Other Non-Tax Revenue - <i>concl.</i></i>						
<i>(iii)- Economic Services - <i>concl.</i></i>						
1475 - Other General Economic Services - <i>concl.</i>						
200 - Regulation of other business undertakings	899.67	766.40	+ 17.39
800 - Other Receipts	754.95	665.02	+ 13.52
900 - <i>Deduct</i> -Refunds	(-) 3.74	(-) 22.16	-83.12
Total	11,399.83	10,352.43	+ 10.12
Total, (iii)-Economic Services	7,42,756.38	6,46,420.58	+ 14.90
Total, (c)-Other Non-Tax Revenue	14,31,018.60	16,60,127.05	-13.80
Total, B-Non-Tax Revenue	16,77,640.97	19,30,669.61	-13.11
C-GRANTS-IN-AID AND CONTRIBUTIONS-						
1601 - Grants-in-Aid from Central Government-						
01 - <i>Non-Plan Grants-</i>						
800 - Other grants	101.15	-100.00
Total, 01	101.15	-100.00
03 - <i>Grants for Central Plan Schemes-</i>						
500 - Receipts Awaiting Transfer	32.50	175.00	-81.43
800 - Other Grants-	56.83	-100.00
Crop Husbandry	56.83	-100.00
Total, '800'	56.83	-100.00
Total, 03	32.50	231.83	-85.98

STATEMENT No. 14 - DETAILED STATEMENT OF REVENUE AND CAPITAL RECEIPTS BY MINOR HEADS - *contd...*

HEADS			Actuals		Percentage Increase (+)/ decrease (-) during the year	
	2022-23		2021-22			
<i>(₹ in lakh)</i>						
RECEIPT HEADS [Revenue Account] - <i>contd...</i>						
C-GRANTS-IN-AID AND CONTRIBUTIONS- <i>contd...</i>						
1601 - Grants-in-Aid from Central Government- <i>contd.</i>						
04 - Grants for Centrally Sponsored Plan Schemes-						
800 - Other Grants-						
Medical and Public Health	1,558.03	-100.00
Village and Small Industries	106.69	-100.00
Total, '800'	1,664.72	-100.00
900 - <i>Deduct</i> -Refunds	(-) 1,713.16	-100.00
Total, 04	(-) 48.44	-100.00
06 - Centrally Sponsored Schemes -						
Home Police-Modernisation of Police Forces	4,319.16	2,050.51	+ 110.64
Forest-Integrated Development of Wild Life Habitats	(-) 981.54	10,434.71	-109.41
Animal Husbandry, Dairy Development and Fisheries-Livestock Health and Disease	9,723.54	6,139.57	+ 58.37
School Education	2,52,054.28	1,20,848.59	+ 108.57
Urban Development-Mission for development of 100 smart cities	61,216.49	1,17,289.13	-47.81
Urban Development	1,29,266.75	+ 100.00
Law and Judiciary-Infrastructure Facilities for Judiciary	10,904.50	1,863.00	+ 485.32
Rural Development	3,33,744.00	1,91,448.88	+ 74.33
Village and Small Industries	265.99	+ 100.00
Social Justice	2,643.05	-100.00
Planning Employment Guarantee Schemes-Mahatma Gandhi National Rural Guarantee	79,932.09	40,949.18	+ 95.20
Housing	91,754.53	8,028.12	+ 1042.91
Public Health	2,45,203.89	2,72,112.61	-9.89
Medical Education	9,900.00	10,000.00	-1.00
Tribal Development	22,315.37	19,214.82	+ 16.14
Women and Child Development	1,80,457.45	1,77,742.22	+ 1.53
Water Resources	11,300.00	+ 100.00
Skill Development	5,819.40	2,505.50	+ 132.27

STATEMENT No. 14 - DETAILED STATEMENT OF REVENUE AND CAPITAL RECEIPTS BY MINOR HEADS - *contd...*

HEADS	Actuals		Percentage Increase (+)/ decrease (-) during the year	
	2022-23	2021-22		
(<i>₹ in lakh</i>)				
RECEIPT HEADS [Revenue Account] - <i>concl.</i>				
C-GRANTS-IN-AID AND CONTRIBUTIONS - <i>concl.</i>				
1601 - Grants-in-Aid from Central Government - <i>concl.</i>				
06 - Centrally Sponsored Schemes - <i>concl.</i>				
Minorities	3,954.73	-100.00
Agriculture	80,305.57	53,057.61	+ 51.36
Assistant to State Agencies for ISM of foodgrains and FPS dealers margin under NFSA	26,250.00	+ 100.00
Higher Education	3,121.62	3,845.94	-18.83
Relief and Rehabilitation	2,777.00	+ 100.00
Soil and Water Conservation	41,828.30	1,08,737.10	-61.53
Integrated Management for PDS	209.78	-100.00
Vimukta Jati, Nomadic Tribes and Other Backward Classes	13,801.11	25,207.58	-45.25
Labour	132.16	+ 100.00
Election	20,000.00	+ 100.00
800 - Other grants	1,306.38	+ 100.00
900 - <i>Deduct</i> -Refunds	(-) 12,660.69	+ 100.00
Total, 06	16,24,057.35	11,78,282.63	+ 37.83
07 - Finance Commission Grants -				
102 - Grants for Rural Local Bodies	5,21,340.77	3,52,715.94	+ 47.81
103 - Grants for Urban Local Bodies	1,16,134.00	1,58,836.38	-26.88
104 - Grants in Aid for State Disaster Response Fund	3,59,360.00	2,57,760.00	+ 39.42
Total, 07	9,96,834.77	7,69,312.32	+ 29.57
08 - Other Transfer/Grants to States/Union Territories with Legislatures -				
106 - Grants towards contribution to National Disaster Response Fund	1,05,639.00	-100.00
108 - Grants from Central Road and Infrastructure Fund	1,08,415.00	39,027.00	+ 177.79
114 - Compensation for loss of revenue arising out of implementation of GST	24,12,084.04	17,83,422.45	+ 35.25
Total, 08	25,20,499.04	19,28,088.45	+ 30.73
Total	51,41,423.66	38,75,967.94	+ 32.65
Total, C-Grants-in-aid and Contributions	51,41,423.66	38,75,967.94	+ 32.65
Total, Receipt Heads (Revenue Account)	4,05,67,793.27	3,33,31,157.20	+ 21.71
Total, Receipt Heads (Capital Account)

STATEMENT No. 14 - DETAILED STATEMENT OF REVENUE AND CAPITAL RECEIPTS BY MINOR HEADS - *contd..*

EXPLANATORY NOTES

The increase of ₹ 72,36,636.07 lakh in Revenue Receipts from ₹ 3,33,31,157.20 lakh in 2021-22 to ₹ 4,05,67,793.27 lakh in 2022-23 was mainly as under :-

		(₹ in lakh)	
Major Head of Account-		Increase	Main Reasons for increase are as under
0006 - State Goods and Services Tax	..	23,95,066.69	- Due to increased Transfer in from IGST, higher tax collections, more Apportionment of Tax Component and higher Interest and Penalty Collection.
1601 - Grants-in-Aid from Central Government	..	12,65,455.72	- There has been a notable rise in compensation to offset revenue losses caused by the implementation of GST. Additionally, there is a heightened focus on contributing more towards urban and rural development, prioritizing school education and agriculture and ensuring the effective implementation of the Mahatma Gandhi National Rural Guarantee Scheme. Furthermore, increased grants are being allocated to the State Disaster Relief Fund along with additional grants dedicated to rural local bodies.
0040 - Taxes on Sales, Trade etc.	..	8,64,405.06	- Significantly higher tax collection under 'Value Added Tax' and 'Other Receipts'.
0043 - Taxes and Duties on Electricity	..	6,33,694.40	- Due to increase in collection of taxes on consumption and sales of electricity-Receipt under Bombay Electricity Duty Act, 1958 and Maharashtra tax on sale of Electricity (Amendment) Act 2004 alongwith increased Fees for Inspection of lift under Lift Act.
0020 - Corporation Tax	..	4,99,776.01	- Due to increased receipts of net proceeds from Central Government.
0039 - State Excise	..	4,28,630.08	- Due to higher excise receipts on wines and spirits manufactured in India and classed as foreign Liquor, increased Duty on Distillary Spirit and on beer manufactured in India and higher Receipts Licence Fees and from out stills and others systems and Other Receipts.
0021 - Taxes on Income other than Corporation Tax	..	3,11,478.00	- Due to higher receipts of net proceeds from Central Government.
0041 - Taxes on Vehicles	..	2,66,026.04	- Due to greater proceeds under State Motor vehicles Taxation Act, higher receipts under 'Districts' and 'Mumbai City', increased receipts under Road Security Fund and Receipt under Environment Tax.
0042 - Taxes on Goods and Passengers	..	1,18,857.88	- Mainly due to increased receipts from tax on passengers and higher revenue collected from Tax on entry of goods into local areas and Other Receipts.
0005 - Central Goods and Services Tax	..	93,391.00	- Due to increased receipts of net proceeds from Central Government.
0853 - Non-Ferrous Mining and Metallurgical Industries	..	69,325.95	- Primarily due to higher receipts from Receipts from the Mineral Concession Rules,1960 under Industries Department and increased Receipts from Minor Mineral Extraction Rules under Revenue Department of Rural Area aided by significant increase in revenue under Services and Services Fees.
0070 - Other Administrative Services	..	31,527.08	- Largely due to higher receipts collected under Miscellaneous Receipts and Other Receipts, increased revenue from Registration of Foreign Act, 1939 and higher collection of Court Fees, Magisterial Fines and High Court Fines.

STATEMENT No. 14 - DETAILED STATEMENT OF REVENUE AND CAPITAL RECEIPTS BY MINOR HEADS - *contd..*EXPLANATORY NOTES - *contd..*

(₹ in lakh)

Major Head of Account-	Increase	Main Reasons for increase are as under
0028 - Other Taxes on Income and Expenditure ..	27,861.74	- Broadly as a result of greater collection of revenue from Taxes on Profession, Trades, Callings and Employment.
0235 - Social Security and Welfare ..	20,799.01	- Mainly due to higher receipts on account of Receipts transferred from Government Insurance Fund as surplus balance, increased Sale proceeds of products of State Homes/Receipts Centres/Protective Homes and noteworthy increase in 'Other Receipts'.
0045 - Other Taxes and Duties on Commodities and Services ..	19,773.29	- Mainly due to increased collection of Tax on Lands and Buildings in Muncipal Areas, Employment Guarentee Cess on Urban-Non-residential Lands and Buildings alongwith increased receipts of net proceeds from Central Government and more receipts from Cinematograph advertisement tax.
0210 - Medical and Public Health ..	19,154.43	- Mainly due to higher receipts from Sale proceeds of Dead stock, Waste paper and other articles, higher receipts under 'Education and other fees for Medical Education', and additional revenue from 'Other Receipts' and 'Other Items.'
0055 - Police ..	18,422.64	- Due to greater Contribution towards Railway Police, Police supplied to other parties, higher receipts realised on account of recoveries from other Governments and increased Collections and Payment for services rendered by the department aided by significant increase in revenue from 'Miscellaneous'.
1054 - Roads and Bridges ..	14,656.70	- Due to increase in receipts from Tolls on Roads (including Ferry Receipts) and significant increase in receipts from Other Items.
0401 - Crop Husbandry ..	12,582.65	- Primarily due to Interest on Unspent balances in Single Nodal Agenct Account, more Cash Receipts for crediting unspent balances from out of amounts drawn under 2401-Crop husbandry, higher Receipts under Cotton Schemes, Receipt from Agriculture Education including Tractor and significant revenue generated from Other Items.
0059 - Public Works ..	11,467.12	- Mainly due to higher receipts as Percentage recoveries of Estblishments & Tools and Plants charges from other governments and more revenue from items under Other Receipts and higher Recoveries of Overpayment.
0406 - Forestry and Wild Life ..	10,482.12	- Mainly due to increased revenue generated through Government Agency other than Processing Units along with higher revenue received from Forests labourer's Co-operative Society and also from Drift and Waif Wood and Confiscated Produce.
0702 - Minor Irrigation ..	9,559.84	- Mainly due to higher receipts received as Amount recoverable from IDCOM on account of establishment engaged in Lift Irrigation Schemes, increase in revenue from Sale of water for Irrigation Purpose, Receipts from water tanks and more revenue from items under 'Other Receipts'.

STATEMENT No. 14 - DETAILED STATEMENT OF REVENUE AND CAPITAL RECEIPTS BY MINOR HEADS - *contd...*EXPLANATORY NOTES - *contd...**(₹ in lakh)*

Major Head of Account-	Increase	Main Reasons for increase are as under
0701 - Medium Irrigation ..	8,725.51	- Owing to increased receipts under Irrigation Cess with additional revenue generated from Sale of water for other purpose and higher revenue from Other Receipts.
0403 - Animal Husbandry ..	5,518.44	- Mainly due to more Recovery under Bombay Animal Preservation Act, Receipts from Sheep and Wool Development alongwith increased revenue under Other Miscellaneous Receipts and Other Items.
0515 - Other Rural Development Programmes ..	3,819.89	- Due to greater collection of Receipts from Community Development Programmes and higher 'Other Receipts'.
0801 - Power ..	3,222.58	- Owing to increased receipts as Lease Money From Maharashtra State Electricity Board and more Amount as receipts from the Power Finance Commission.
0425 - Co-operation ..	2,706.09	- Due to greater collection of receipts on account of Surcharge, increased Supervision Fees of A.P.M.Cs and higher revenue generated through various fees such as Notice and Recovery Fees, Audit Fees, Money Lending Act Fees, Registration Fees etc.
0058 - Stationery and Printing ..	2,392.19	- Due to increased collection of Receipts from Government Press Aurangabad, Government Central Press, Mumbai, Government Prison Press, Pune and Government Book Depot, Pune with additional Stationery Receipts.

Decrease in Revenue Receipts was mainly as under :-

(₹ in lakh)

Major Head of Account-	Decrease	Main Reasons for decrease are as under
0217 - Urban Development ..	3,84,883.08	- Owing largely to decreased revenue collection from Other Items and Miscellaneous Receipts, less receipts under the Fees\Premium amount received from the lands exempted under Section 20 of the Urban Land (Ceiling and Regulation) Act, 1976, lower Receipts realised by Director of Town Planning and lesser Recoveries under the Maharashtra Regional and Town Planning Act, 1968.
0037 - Customs ..	1,55,266.33	- Due to less receipts of net proceeds from Central Government.
0038 - Union Excise Duties ..	1,31,741.00	- Due to less receipts of net proceeds from Central Government.
0029 - Land Revenue ..	63,325.34	- Essentially due to less receipts from 'Commissioner Konkan', 'Commissioner Nashik' and 'Commissioner Pune'.
0044 - Service Tax ..	53,324.25	- Due to less receipts of net proceeds from Central Government.
0700 - Major Irrigation ..	26,708.05	- Mainly due to lower receipts received from Maharashtra Krishna Valley Development Corporation, Vidarbha Irrigation Development Corporation and lesser 'Other Receipts'.

STATEMENT No. 14 - DETAILED STATEMENT OF REVENUE AND CAPITAL RECEIPTS BY MINOR HEADS - *concl.*EXPLANATORY NOTES - *concl.*

(₹ in lakh)

Major Head of Account-	Decrease	Main Reasons for decrease are as under
0404 - Dairy Development	18,933.44	The decrease in receipts from the Dairy Development Commissioner as well as reduced revenue from various government milk schemes such as the Government Milk Scheme in Beed, Greater Bombay Milk Scheme, Government Milk Scheme in Gondia and Government Milk Scheme in Aurangabad has primarily contributed to a significant decline in overall revenue.
0049 - Interest Receipts	18,684.40	- As a result of lower interest realized on loans provided to the Maharashtra Farming Corporation, reduced interest received on loans granted by the Asian Development Bank to the Mumbai Metropolitan Region Development Authority (MMRDA) for the Mumbai Metro Railway Project 2A and 2B and decreased interest realized on other loans, there has been a notable decline in interest revenue.
0075 - Miscellaneous General Services	16,468.19	- Due to a decline in receipts from Unclaimed loans written off Revenue, decreased receipts on account of Guarantee Fees and reduced miscellaneous other receipts.
0202 - Education, Sports, Art and Culture	13,380.43	- Mainly due to decrease in revenue from Other miscellaneous receipts, Other Items, Fines and Foretietures and Tution and other Fees.
0250 - Other Social Services	9,537.67	- Primarily due to less receipts on account of 'Scheduled Castes', lower receipts collected on account of Receipts on Account of Public Exhibition and Fares, 'Welfare of Scheduled Castes, Scheduled Tribes and other Backward Classes' and Other items together with Reduction of expenditure.
0050 - Dividends and Profits	5,234.60	- Mainly due to remarkable decrease in dividend received Public Undertakings and also from Other Corporations.
0220 - Information and Publicity	4,930.81	- Owing to significant lower 'Other Receipts' and decreased Receipts from Cinematograph Film Rules with lesser realised Services and Service Fees.
0071 - Contributions and Recoveries towards Pensions and Other Retirement Benefits	2,232.44	- Mainly due to lower Contributions for pensions and gratuities, decreased Amounts of pensionary charges recoverable from other Governments and lower revenue realised from Other Items and Other Receipts.
1452 - Tourism	1,064.92	- Due to lesser collection of receipts on account of 'Other Receipts'.
0405 - Fisheries	793.68	- Significant decrease in revenue received as Rents, Lease Money and also lesser receipts from Sale of Fish.



STATEMENT No. 15 - DETAILED STATEMENT OF REVENUE EXPENDITURE BY MINOR HEADS

(Figures in *italics* represent *Charged* Expenditure)

Heads	Actuals for the year 2022-23				Actuals for 2021-22	Percentage Increase (+)/ decrease (-) during the year
	Committed ¹	Scheme ¹		Total		
	State Fund	State Fund	Central Assistance (including CSS/CS)			
1.	2.	3.	4.	5.	6.	7. (₹ in lakh)
Expenditure Heads (Revenue Account)						
A - General Services-						
(a) - Organs of State-						
2011 - Parliament/State/Union Territory Legislatures-						
02 - State/Union Territory Legislatures-						
101 - Legislative Assembly	88.33	13,308.35	11,392.93	+ 16.81
	13,220.02			
102 - Legislative Council	71.77	3,103.93	2,911.05	+ 6.63
	3,032.16			
103 - Legislative Secretariat	8,638.51	4,211.59	12,850.10	10,037.94	+ 28.02
911 - <i>Deduct</i> - Recoveries of Overpayments	(-) 3.97	(-) 3.97	(-) 11.21	- 64.59
	<i>160.10</i>			
Total, '02'	24,886.72	4,211.59	29,258.41	24,330.71	+ 20.25
	<i>160.10</i>			
Total, '2011'	24,886.72	4,211.59	29,258.41	24,330.71	+ 20.25
2012 - President, Vice-President/Governor, Administrator of Union Territories-						
03 - Governor/Administrator of Union Territories-						
090 - Secretariat	1,138.87	1,138.87	1,015.63	+ 12.13
101 - Emoluments and Allowances of the Governor/ Administrator of Union Territories	42.00	42.00	42.00
102 - Discretionary Grants	491.96	491.96	499.98	- 1.60
103 - Household Establishment	1,238.83	1,238.83	1,105.76	+ 12.03
106 - Entertainment Expenses	46.88	46.88	34.80	+ 34.71
107 - Expenditure from Contract Allowances	36.21	36.21	27.57	+ 31.34
108 - Tour Expenses	12.68	12.68	6.56	+ 93.29
911 - <i>Deduct</i> - Recoveries of Overpayments	(-) 0.20	- 100.00
	<i>3,007.43</i>			
Total, '03'	3,007.43	3,007.43	2,732.10	+ 10.08
Total, '2012'	3,007.43	3,007.43	2,732.10	+ 10.08

¹ Committed expenditure includes Establishment Expenditure like salaries, wages, pension, interest payment and other committed expenditure which includes the funds transferred to the Local Bodies.

The Scheme Expenditure includes plan and non-plan expenditure of schemes (upto 2016-17) and the new schemes expenditure for the schemes started subsequently

STATEMENT No. 15 - DETAILED STATEMENT OF REVENUE EXPENDITURE BY MINOR HEADS - contd..
(Figures in *italics* represent *Charged Expenditure*)

Heads	Actuals for the year 2022-23				Total	Actuals for 2021-22	Percentage Increase (+)/ decrease (-) during the year
	Committed	Scheme					
	State Fund	State Fund	Central Assistance (including CSS/CS)				
1.	2.	3.	4.	5.	6.	7. (₹ in lakh)	
Expenditure Heads (Revenue Account) - contd..							
A - General Services- contd..							
(a) - Organs of State-contd..							
2013 - Council of Ministers-							
101 - Salary of Ministers and Deputy Ministers	1,074.77	1,074.77	1,581.83	- 32.06	
104 - Entertainment and Hospitality Expenses	
108 - Tour Expenses	221.89	221.89	266.40	- 16.71	
800 - Other Expenditure	937.11	937.11	895.01	+ 4.70	
911 - <i>Deduct</i> - Recoveries of Overpayments	(-) 0.18	(-) 0.18	+ 100.00	
Total, '2013'	2,233.59	2,233.59	2,743.24	- 18.58	
2014 - Administration of Justice-							
102 - High Court	50,530.86	61,035.91	41,251.54	+ 47.96	
	5,500.11	5,004.94				
105 - Civil and Session Courts	1,94,169.32	648.62	1,94,817.94	1,56,400.24	+ 24.56	
106 - Small Causes Courts	8,676.44	8,676.44	7,079.88	+ 22.55	
107 - Presidency Magistrate's Courts	9,074.24	9,074.24	7,432.33	+ 22.09	
108 - Criminal Courts	10,005.57	10,005.57	8,385.64	+ 19.32	
110 - Administrators General and Official Trustees	202.50	202.50	174.16	+ 16.27	
111 - Official Assignees	421.75	421.75	361.00	+ 16.83	
113 - Sheriffs and Reporters	223.56	223.56	178.50	+ 25.24	
114 - Legal Advisers and Counsels	27,130.77	27,130.77	22,756.84	+ 19.22	
800 - Other Expenditure	4,191.78	4,191.78	1,265.26	+ 231.30	
911 - <i>Deduct</i> - Recoveries of Overpayments	(-) 64.77	(-) 64.77	(-) 24.90	+ 160.12	
Total, '2014'	50,754.42	3,15,715.69	2,45,260.49	+ 28.73	
	2,59,307.71	648.62	5,004.94				
2015 - Elections-							
102 - Electoral Officers	4,777.19	4,777.19	4,357.63	+ 9.63	
103 - Preparation and Printing of electoral rolls	22,000.88	22,000.88	14,007.60	+ 57.06	
105 - Charges for conduct of election to Parliament	732.66	732.66	918.12	- 20.20	

STATEMENT No. 15 - DETAILED STATEMENT OF REVENUE EXPENDITURE BY MINOR HEADS - *contd..*(Figures in *italics* represent *Charged Expenditure*)

Heads	Actuals for the year 2022-23				Actuals for 2021-22	Percentage Increase (+)/ decrease (-) during the year
	Committed	Scheme		Total		
	State Fund	State Fund	Central Assistance (including CSS/CS)			
1.	2.	3.	4.	5.	6.	7. (₹ in lakh)
Expenditure Heads (Revenue Account) - <i>contd..</i>						
A - General Services- <i>contd..</i>						
(a) - Organs of State - <i>concl.</i>						
2015 - Elections- <i>concl.</i>						
106 - Charges for conduct of elections to State/Union						
Territory Legislature	2,120.27	2,120.27	33,446.97	- 93.66
108 - Issue of Photo Identity - Cards to voters	1,161.13	1,161.13	838.50	+ 38.48
111 - Electronic Votring Machine	567.27	567.27	708.10	- 19.89
911 - <i>Deduct</i> - Recoveries of Overpayments	(-) 111.47	(-) 111.47	(-) 64.62	+ 72.50
Total, '2015'	31,247.93	31,247.93	54,212.30	- 42.36
Total, (a) Organs of State	3,17,675.95	4,860.21	5,004.94	3,81,463.05	3,29,278.84	+ 15.85
(b) - Fiscal Services-						
(i) - Collection of Taxes on Income and Expenditure-						
2020 - Collection of Taxes on Income and Expenditure-						
001 - Direction and Administration	4,014.75	4,014.75	3,546.60	+ 13.20
105 - Collection charges-Taxes on Professions, Trades, Callings and Employment	1.00	1.00	1.00
Total, '2020'	4,015.75	4,015.75	3,547.60	+ 13.20
Total, (i) - Collection of Taxes on Income and Expenditure	4,015.75	4,015.75	3,547.60	+ 13.20
(ii) - Collection of Taxes on Property and Capital Transactions-						
2029 - Land Revenue-						
001 - Direction and Administration	7,108.27	7,108.27	6,064.02	+ 17.22
102 - Survey and Settlement Operations	3,892.26	90.48	3,982.74	7,092.21	- 43.84
103 - Land Records	48,156.86	86.79	48,243.65	38,178.88	+ 26.36

STATEMENT No. 15 - DETAILED STATEMENT OF REVENUE EXPENDITURE BY MINOR HEADS - *contd...*(Figures in *italics* represent *Charged* Expenditure)

Heads	Actuals for the year 2022-23				Actuals for 2021-22	Percentage Increase (+)/ decrease (-) during the year	
	Committed	Scheme		Total			
	State Fund	State Fund	Central Assistance (including CSS/CS)				
1.	2.	3.	4.	5.	6.	7. (₹ in lakh)	
Expenditure Heads (Revenue Account) - <i>contd...</i>							
A - General Services- <i>contd...</i>							
(b) - Fiscal Services- <i>contd...</i>							
(ii) - Collection of Taxes on Property and Capital Transactions- <i>contd...</i>							
2029 - Land Revenue- <i>concl.</i>							
911 - <i>Deduct</i> - Recoveries of Overpayments	(-) 2.35	(-) 1.57	+ 49.68	
Total, '2029'	59,155.04	177.27	59,332.31	+ 15.58	
2030 - Stamps and Registration-							
01 - Stamps - Judicial							
001 - Direction and Administration	51.47	51.47	46.49	+ 10.71
101 - Cost of Stamps	660.25	660.25	395.69	+ 66.86
102 - Expenses on Sale of Stamps	319.83	319.83	256.67	+ 24.61
911 - <i>Deduct</i> - Recoveries of Overpayments	(-) 0.48	- 100.00
Total, '01'	1,031.55	1,031.55	698.37	+ 47.71
02 - Stamps-Non-Judicial-							
001 - Direction and Administration	835.93	835.93	757.96	+ 10.29
101 - Cost of Stamps	16,999.93	16,999.93	13,457.77	+ 26.32
102 - Expenses on Sale of Stamps	3,654.89	3,654.89	3,009.43	+ 21.45
911 - <i>Deduct</i> - Recoveries of Overpayments	(-) 6.34	- 100.00
Total, '02'	21,490.75	21,490.75	17,218.82	+ 24.81

STATEMENT No. 15 - DETAILED STATEMENT OF REVENUE EXPENDITURE BY MINOR HEADS - *contd..*(Figures in *italics* represent *Charged Expenditure*)

Heads	Actuals for the year 2022-23				Actuals for 2021-22	Percentage Increase (+)/ decrease (-) during the year
	Committed	Scheme		Total		
	State Fund	State Fund	Central Assistance (including CSS/CS)			
1.	2.	3.	4.	5.	6.	7. (₹ in lakh)
Expenditure Heads (Revenue Account) - <i>contd..</i>						
A - General Services- <i>contd..</i>						
(b) - Fiscal Services- <i>contd..</i>						
(ii) - Collection of Taxes on Property and Capital Transactions- <i>concl.</i>						
2030 - Stamps and Registration- <i>concl.</i>						
03 - Registration-						
001 - Direction and Administration	18,733.63	18,733.63	15,812.83	+ 18.47
911 - <i>Deduct</i> - Recoveries of Overpayments	(-) 3.63	(-) 3.63	(-) 7.97	- 54.45
Total, '03'	18,730.00	18,730.00	15,804.86	+ 18.51
Total, '2030'	41,252.30	41,252.30	33,722.05	+ 22.33
Total, (ii) Collection of Taxes on Property and Capital Transactions	1,00,407.34	177.27	1,00,584.61	85,055.59	+ 18.26
(iii) Collection of Taxes on Commodities and Services-						
2039 - State Excise-						
001 - Direction and Administration	21,327.10	21,327.10	18,094.16	+ 17.87
102 - Purchase of Opium etc.	1.12	1.12	+ 100.00
800 - Other expenditure	5.03	5.03	+ 100.00
911 - <i>Deduct</i> - Recoveries of Overpayments	(-) 1.53	(-) 1.53	(-) 1.34	+ 14.18
Total, '2039'	21,331.72	21,331.72	18,092.82	+ 17.90
2040 - Taxes on Sales, Trade etc.-						
001 - Direction and Administration	25,370.56 ^(a)	25,370.81	20,405.84	+ 24.33
101 - Collection Charges	69,217.38	69,217.38	59,679.65	+ 15.98
800 - Other expenditure	779.20	779.20	647.71	+ 20.30
911 - <i>Deduct</i> - Amount Transferred to "2020-Collection of Taxes on Income and Expenditure"	(-) 27.70	(-) 27.70	(-) 17.16	+ 61.42
Total, '2040'	95,339.44	95,339.69	80,716.04	+ 18.12

(a) Includes an expenditure of ₹ 5,868.86 lakh incurred on account of cost of collection of Goods and Service Tax Network (GSTN)

STATEMENT No. 15 - DETAILED STATEMENT OF REVENUE EXPENDITURE BY MINOR HEADS - *contd...*(Figures in *italics* represent *Charged* Expenditure)

Heads	Actuals for the year 2022-23			Total	Actuals for 2021-22	Percentage Increase (+)/ decrease (-) during the year	
	Committed	Scheme					
	State Fund	State Fund	Central Assistance (including CSS/CS)				
1.	2.	3.	4.	5.	6.	7. (₹ in lakh)	
Expenditure Heads (Revenue Account) - <i>contd...</i>							
A - General Services- <i>contd...</i>							
(b) - Fiscal Services- <i>concl.</i>							
(iii) Collection of Taxes on Commodities and Services- <i>concl.</i>							
2041 - Taxes on Vehicles-							
001 - Direction and Administration	9,000.00	3,916.99	} 3,60,279.80 ^(a)	2,31,115.05	+ 55.89	
.....	3,47,362.81
102 - Inspection of Motor Vehicles	10,808.11		10,808.11	9,245.77	+ 16.90
800 - Other Expenditure	1,594.61		1,594.61	1,256.19	+ 26.94
911 - <i>Deduct</i> - Recoveries of Overpayments	(-) 1,238.75	(-) 1,238.75	(-) 2.88	+ 42912.15	
Total, '2041'	9,000.00	3,71,443.77	2,41,614.13	+ 53.73	
	3,58,526.78	3,916.99				
2045 - Other Taxes and Duties on Commodities and Services-							
101 - Collection Charges-Entertainment Tax	2,972.88	2,972.88	2,487.32	+ 19.52	
102 - Collection Charges-Betting Tax	23.80	23.80	19.50	+ 22.05	
103 - Collection Charges-Electricity Duty	6,465.66	6,465.66	5,486.13	+ 17.85	
104 - Collection Charges- Taxes on Goods and Passengers	1,713.63	1,713.63	1,692.97	+ 1.22	
200 - Collection Charges- Other Taxes and Duties	27.18	27.18	33.61	- 19.13	
911 - <i>Deduct</i> - Recoveries of Overpayment	(-) 0.18	(-) 0.18	(-) 4.25	- 95.76	
Total, '2045'	11,202.97	11,202.97	9,715.28	+ 15.31	
Total, (iii) -Collection of Taxes on Commodities and Services	9,000.25	4,99,318.15	3,50,138.27	+ 42.61	
	4,86,400.91	3,916.99				
Total, (b) -Fiscal Services	9,000.25	6,03,918.51	4,38,741.46	+ 37.65	
	5,90,824.00	3,916.99	177.27				

(a) Includes an expenditure of ₹ 3,30,300 lakh incurred on payment of subsidies

STATEMENT No. 15 - DETAILED STATEMENT OF REVENUE EXPENDITURE BY MINOR HEADS - *contd...*(Figures in *italics* represent *Charged Expenditure*)

Heads	Actuals for the year 2022-23				Actuals for 2021-22	Percentage Increase (+)/ decrease (-) during the year	
	Committed	Scheme		Total			
	State Fund	State Fund	Central Assistance (including CSS/CS)				
1.	2.	3.	4.	5.	6.	7. (₹ in lakh)	
Expenditure Heads (Revenue Account) - <i>contd...</i>							
A - General Services- <i>contd...</i>							
(c) - Interest Payments and Servicing of Debt -							
2048 - Appropriation for reduction or avoidance of debt -							
101 - Sinking Funds (Contribution to Sinking Fund)	1,50,000.00	(a)	1,50,000.00	5,00,000.00	- 70.00
Total, '2048'	1,50,000.00		1,50,000.00	5,00,000.00	- 70.00
2049 - Interest Payments-							
01 - Interest on Internal Debt -							
101- Interest on Market Loans	28,97,204.31	28,97,204.31	27,84,011.82	+ 4.07
123 - Interest on Special Securities issued to National Small Saving Fund of the Central Government by State Government	4,23,238.57	4,23,238.57	4,75,465.08	- 10.98
131 - Interest on Special Drawing Facility On 91 Days Deposit	154.67	154.67	0.54	+ 28542.59
200 - Interest on Other Internal Debts	1,23,076.13	1,23,076.13	1,18,221.87	+ 4.11
305 - Management of Debt	9,481.79	9,481.79	6,404.63	+ 48.05
Total, '01'	34,53,155.47		34,53,155.47	33,84,103.94	+ 2.04
03 - Interest on Small Savings, Provident Funds, etc.-							
104 - Interest on State Provident Funds *	5,42,173.86	(b)	5,42,173.86	5,33,483.75	+ 1.63
108 - Interest on Insurance and Pension Funds	32,635.79	32,635.79	31,451.95	+ 3.76
109 - Interest on Special Deposits and Accounts	2,445.63	2,445.63	2,283.50	+ 7.10
911 - <i>Deduct</i> - Recoveries of Overpayments	(-) 4.21	(-) 4.21	+ 100.00
Total, '03'	5,77,251.07		5,77,251.07	5,67,219.20	+ 1.77
04 - Interest on Loans and Advances from Central Government-							
101 - Interest on Loans for State/Union Territory Plan Schemes	38,476.81	38,476.81	19,687.17	+ 95.44

(a) Represents the amount of credit (Contribution) transferred to M.H. 8222 - Sinking Fund (Please see Statement No. 21)

(b) Represents the amount of expenditure transferred to General Provident Fund.(Please see Statement No.21 - MH 8009- State Provident Fund, 01- Civil , 101 -General Provident Fund)

* This is made up of Interest paid on Provident Fund balances of (i) General Provident Fund ₹ 1,69,763.73 lakh (MH-8009) (ii) A.I.S. Officers' Provident Fund ₹ 544.85 lakh (MH-8009) (iii) Contributory Provident Fund ₹ 2.19 lakh (MH-8009) and (iv) Provident Fund of Panchayat Raj/Non-Government Institutions and others ₹ 3,69,014.09 lakh (MH-8336)

STATEMENT No. 15 - DETAILED STATEMENT OF REVENUE EXPENDITURE BY MINOR HEADS - *contd...*(Figures in *italics* represent *Charged Expenditure*)

Heads	Actuals for the year 2022-23				Actuals for 2021-22	Percentage Increase (+)/ decrease (-) during the year
	Committed	Scheme		Total		
	State Fund	State Fund	Central Assistance (including CSS/CS)			
1.	2.	3.	4.	5.	6.	7. (₹ in lakh)
Expenditure Heads (Revenue Account) - <i>contd...</i>						
A - General Services- <i>contd...</i>						
(c) - Interest Payments and Servicing of Debt - <i>concl.</i>						
2049 - Interest Payments- <i>concl.</i>						
04 - Interest on Loans and Advances from Central Government- <i>concl.</i>						
104 - Interest on Loans for Non-Plan Schemes	292.55	292.55	353.83	- 17.32
109 - Interest on State Plan Loans consolidated in terms of recommendations of the 12th Finance Commission	7,310.33	7,310.33	10,267.61	- 28.80
Total, '04'	46,079.69	46,079.69	30,308.61	+ 52.03
60 - Interest on Other Obligations-						
101 - Interest on Deposits	92,425.33	92,425.33	34,172.12	+ 170.47
701 - Miscellaneous	4.15	4.15	+ 100.00
Total, '60'	92,429.48	92,429.48	34,172.12	+ 170.48
Total, '2049'	41,68,915.71	41,68,915.71	40,15,803.87	+ 3.81
Total, (c) Interest Payments and Servicing of Debt	43,18,915.71	43,18,915.71	45,15,803.87	- 4.36
(d) - Administrative Services-						
2051 - Public Service Commission-						
102 - State Public Service Commission	10,030.73	10,030.73	7,476.27	+ 34.17
911 - Deduct - Recoveries of Overpayments	(-) 3.42	(-) 3.42	(-) 14.28	(-) 76.05
Total, '2051'	10,030.73	10,027.31	7,461.99	+ 34.38
	(-) 3.42			
2052 - Secretariat-General Services-						
003 - Training	511.66	511.66	66.44	+ 670.11
090 - Secretariat	31,777.10	32,836.50	64,613.60	84,214.95	- 23.28
092 - Other Offices	1,731.18	1,731.18	1,609.79	+ 7.54
099 - Board of Revenue	570.25	570.25	511.43	+ 11.50
911 - Deduct - Recoveries of Overpayments	(-) 51.63	(-) 51.63	(-) 29.83	+ 73.08
Total, '2052'	34,026.90	33,348.16	67,375.06	86,372.78	- 22.00

STATEMENT No. 15 - DETAILED STATEMENT OF REVENUE EXPENDITURE BY MINOR HEADS - *contd...*(Figures in *italics* represent *Charged Expenditure*)

Heads	Actuals for the year 2022-23				Total	Actuals for 2021-22	Percentage Increase (+)/ decrease (-) during the year
	Committed	Scheme					
	State Fund	State Fund	Central Assistance (including CSS/CS)				
1.	2.	3.	4.	5.	6.	7. (₹ in lakh)	
Expenditure Heads (Revenue Account) - <i>contd...</i>							
A - General Services- <i>contd...</i>							
(d) - Administrative Services- <i>contd...</i>							
2053 - District Administration-							
093 - District Establishments	7,91,565.02	67,855.43	6,307.14	8,65,727.59	7,63,616.44	+ 13.37	
094 - Other Establishments	1,73,484.44	1,73,484.44	1,53,414.37	+ 13.08	
101 - Commissioners	7,639.25	7,639.25	6,643.80	+ 14.98	
102 - Court of Wards	24.67	24.67	20.70	+ 19.18	
196 - Panchayats	42.86	42.86	44.88	- 4.50	
789 - Special Component Plan for Scheduled Castes	88.88	88.88	38.72	+ 129.55	
911 - <i>Deduct</i> - Recoveries of Overpayments	(-) 4.51	(-) 4.51	(-) 1.34	+ 236.57	
Total, '2053'	9,72,751.73	67,944.31	6,307.14	10,47,003.18	9,23,777.57	+ 13.34	
2054 - Treasury and Accounts Administration-							
003 - Training	285.72	285.72	249.64	+ 14.45	
095 - Directorate of Accounts and Treasuries	5,771.52	5,771.52	4,922.66	+ 17.24	
096 - Pay and Accounts Offices	4,297.93	4,297.93	4,060.01	+ 5.86	
097 - Treasury Establishment	24,234.73	24,234.73	20,214.68	+ 19.89	
098 - Local Fund Audit	11,117.84	11,117.84	9,856.65	+ 12.80	
099 - New Defined Contribution Pension Scheme Mission	687.30	687.30	639.69	+ 7.44	
911 - <i>Deduct</i> - Recoveries of Overpayments	(-) 3.90	(-) 3.90	(-) 2.08	+ 87.50	
Total, '2054'	46,391.14	46,391.14	39,941.25	+ 16.15	
2055 - Police-							
001 - Direction and Administration	21,266.68	21,266.68	16,160.48	+ 31.60	
003 - Education and Training	20,365.33	20,365.33	16,338.06	+ 24.65	
101 - Criminal Investigation and Vigilance	84,413.20	84,413.20	72,520.38	+ 16.40	
105 - Border Security Force	5,255.99	5,255.99	4,702.97	+ 11.76	

STATEMENT No. 15 - DETAILED STATEMENT OF REVENUE EXPENDITURE BY MINOR HEADS - *contd...*(Figures in *italics* represent *Charged* Expenditure)

Heads	Actuals for the year 2022-23				Total	Actuals for 2021-22	Percentage Increase (+)/ decrease (-) during the year
	Committed	Scheme					
	State Fund	State Fund	Central Assistance (including CSS/CS)				
1.	2.	3.	4.	5.	6.	7. (₹ in lakh)	
Expenditure Heads (Revenue Account) - <i>contd...</i>							
A - General Services- <i>contd...</i>							
(d) - Administrative Services- <i>contd...</i>							
2055 - Police- <i>concl.</i>							
108 - State Headquarters Police	<i>16.59</i>				3,36,871.88	2,98,090.79	+ 13.01
	3,36,615.02	240.27					
109 - District Police	<i>400.10</i>				13,57,571.51	11,81,454.94	+ 14.91
	13,50,348.61	3,806.90	3,015.90				
110 - Village Police	20,383.44				20,383.44	19,249.91	+ 5.89
111 - Railway Police	45,523.30				45,523.30	39,979.81	+ 13.87
112 - Harbour Police	12,845.61				12,845.61	11,055.19	+ 16.20
113 - Welfare of Police Personnel	5,560.91				5,560.91	11,473.00	- 51.53
115 - Modernisation of Police Force		10,437.48	430.30		10,867.78	14,625.99	- 25.70
116 - Forensic Science	9,193.86	334.23			9,528.09	9,838.62	- 3.16
118 - Special Protection Group	22,126.39				22,126.39	19,398.73	+ 14.06
911 - <i>Deduct</i> - Recoveries of Overpayments	<i>(-) 0.60</i>				(-) 1,109.23	(-) 1,473.00	- 24.70
	(-) 1,067.23	(-) 41.40					
	<i>416.09</i>						
Total, '2055'	19,32,831.11	14,777.48	3,446.20		19,51,470.88	17,13,415.87	+ 13.89
2056 - Jails-							
001 - Direction and Administration	1,876.34				1,876.34	1,430.28	+ 31.19
101 - Jails	42,616.16	1,299.98			43,916.14	37,564.06	+ 16.91
102 - Jail Manufactures		806.94			806.94	750.04	+ 7.59
911 - <i>Deduct</i> - Recoveries of Overpayments	(-) 8.67				(-) 8.67	(-) 23.93	- 63.77
Total, '2056'	44,483.83	2,106.92			46,590.75	39,720.45	+ 17.30

STATEMENT No. 15 - DETAILED STATEMENT OF REVENUE EXPENDITURE BY MINOR HEADS - *contd..*(Figures in *italics* represent *Charged* Expenditure)

Heads	Actuals for the year 2022-23				Actuals for 2021-22	Percentage Increase (+)/ decrease (-) during the year
	Committed	Scheme		Total		
	State Fund	State Fund	Central Assistance (including CSS/CS)			
1.	2.	3.	4.	5.	6.	7. (₹ in lakh)
Expenditure Heads (Revenue Account) - <i>contd..</i>						
A - General Services- <i>contd..</i>						
(d) - Administrative Services- <i>contd..</i>						
2057 - Supplies and Disposals-						
101 - Purchase	268.79	268.79	252.07	+ 6.63
Total, '2057'	268.79	268.79	252.07	+ 6.63
2058 - Stationery and Printing-						
001 - Direction and Administration	3,153.71	3,153.71	3,188.43	- 1.09
101 - Purchase and Supply of Stationery Stores	1,043.17	1,043.17	811.65	+ 28.52
102 - Printing, Storage and Distribution of forms	1,779.25	1,779.25	1,635.20	+ 8.81
103 - Government Presses	12,705.98	12,705.98	11,458.69	+ 10.89
104 - Cost of Printing by Other Sources	10.64	10.64	26.48	- 59.82
105 - Government Publications	266.59	266.59	223.50	+ 19.28
800 - Other Expenditure	12.96	12.96	15.18	- 14.62
911 - <i>Deduct</i> - Recoveries of Overpayments	(-) 20.25	(-) 20.25	(-) 16.61	+ 21.91
Total, '2058'	18,952.05	18,952.05	17,342.52	+ 9.28
2059 - Public Works-						
01 - Office Buildings-						
051 - Construction	52.61 117.92 867.13	1,037.66	788.65	+ 31.57
053 - Maintenance and Repairs	426.20 87,218.57	87,644.77	65,459.80	+ 33.89
796 - Tribal Area Sub-Plan	146.93	146.93	+ 100.00
Total, '01'	478.81 87,336.49 1,014.06	88,829.36	66,248.45	+ 34.09

STATEMENT No. 15 - DETAILED STATEMENT OF REVENUE EXPENDITURE BY MINOR HEADS - *contd...*
(Figures in *italics* represent *Charged* Expenditure)

Heads	Actuals for the year 2022-23				Actuals for 2021-22	Percentage Increase (+)/ decrease (-) during the year
	Committed	Scheme		Total		
	State Fund	State Fund	Central Assistance (including CSS/CS)			
1.	2.	3.	4.	5.	6.	7. (₹ in lakh)
Expenditure Heads (Revenue Account) - <i>contd...</i>						
A - General Services- <i>contd...</i>						
(d) - Administrative Services- <i>contd...</i>						
2059 - Public Works- <i>concl.</i>						
80 - General-						
001 - Direction and Administration 25,480.08	25,480.08	19,668.24	+ 29.55
052 - Machinery and Equipment (-) 4,067.59 (a)	(-) 4,067.59	(-) 4,303.26	- 5.48
053 - Maintenance and Repairs 12.58	12.58	8.18	+ 53.79
196 - Assistance to Zilla Parishads/District level Panchayats 50,870.41	6,984.39	57,854.80	47,036.72	+ 23.00
799 - Suspense (-) 29.48	(-) 29.48	(-) 6.25	+ 371.68
800 - Other Expenditure 6.34	792.58	798.92	785.93	+ 1.65
911 - <i>Deduct</i> - Recoveries of Overpayments (-) 157.92	(-) 157.92	(-) 157.97	- 0.03
Total, '80' 72,114.42	7,776.97	79,891.39	63,031.59	+ 26.75
Total, '2059' 478.81	1,68,720.75	1,29,280.04	+ 30.51
	1,59,450.91	8,791.03			
2070 - Other Administrative Services-						
003 - Training 1,405.24	2,405.04	3,810.28	1,917.50	+ 98.71
104 - Vigilance 2,255.68	2,255.68	1,826.84	+ 23.47
106 - Civil Defence 1,840.41	1,840.41	1,595.39	+ 15.36
107 - Home Guards 27,001.48	27,001.48	33,413.13	- 19.19
108 - Fire Protection and Control 140.44	140.44	116.92	+ 20.12
112 - Rent Control 37.61	37.61	45.37	- 17.10
114 - Purchase and Maintenance of Transport 5,100.11	5,100.11	3,850.49	+ 32.45
118 - Administration of Citizenship Act 1.29	1.29	+ 100.00

(a) Minus expenditure is due to recoveries being more than expenditure

STATEMENT No. 15 - DETAILED STATEMENT OF REVENUE EXPENDITURE BY MINOR HEADS - *contd..*(Figures in *italics* represent *Charged* Expenditure)

Heads	Actuals for the year 2022-23				Actuals for 2021-22	Percentage Increase (+)/ decrease (-) during the year
	Committed	Scheme		Total		
	State Fund	State Fund	Central Assistance (including CSS/CS)			
1.	2.	3.	4.	5.	6.	7. (₹ in lakh)
Expenditure Heads (Revenue Account) - <i>contd..</i>						
A - General Services- <i>contd..</i>						
(d) - Administrative Services- <i>concl.</i>						
2070 - Other Administrative Services- <i>concl.</i>						
120 - Payment to States/Union Territories for Administration of Central Acts and Regulations 3,084.07	3,084.07	2,783.09	+ 10.81
800 - Other expenditure 14,428.49	1,602.79	16,031.28	11,857.73	+ 35.20
911 - <i>Deduct</i> - Recoveries of Overpayments (-) 438.73	(-) 438.73	(-) 3,170.89	- 86.16
Total, '2070' 54,856.09	4,007.83	58,863.92	54,235.57	+ 8.53
Total, (d)-Administrative Services 10,925.63	34,15,663.83	30,11,800.11	+ 13.41
	32,64,009.13	1,30,975.73	9,753.34			
(e) - Pensions and Miscellaneous General Services-						
2071 - Pensions and Other Retirement Benefits-^(A)						
01 - Civil-						
101 - Superannuation and Retirement Allowances 44.14	17,90,684.33	15,47,279.50	+ 15.73
102 - Commuted Value of Pensions 17,90,640.19	6,55,792.87	6,08,933.49	+ 7.70
103 - Compassionate Allowance 6,55,792.87	6,455.94	5,023.64	+ 28.51
104 - Gratuities 6,455.94	4,43,286.84	4,93,285.63	- 10.14
105 - Family Pensions 4,43,286.84	5,13,317.99	4,35,813.10	+ 17.78
106 - Pensionary charges in respect of High Court Judges 5,13,317.99	9,234.70	6,411.11	+ 44.04
108 - Contribution to Providents Funds 9,234.70	11.05	32.77	- 66.28
109 - Pensions to Employees of State-Aided Educational Institutions 11.05	6,78,599.03	5,74,091.71	+ 18.20

(A) Expenditure pertains to 8.55 lakh number of pensioners comprises following pensions - (i) Superannuation Pension 4.75 lakh, (ii) Family Pension 2.16 lakh, (iii) Pension to employees of State aided Educational Institutions 1.55 lakh, (iv) Pension to employees of Local Bodies 0.02 lakh, (v) Pension to Legislatures 0.01 lakh and (vi) Other Pension 0.06 lakh. Number of pensioners drawing Compassionate Allowance/Pension comprises less than one thousand. This information is received from the Government of Maharashtra

STATEMENT No. 15 - DETAILED STATEMENT OF REVENUE EXPENDITURE BY MINOR HEADS - *contd.*
(Figures in *italics* represent *Charged Expenditure*)

Heads	Actuals for the year 2022-23				Total	Actuals for 2021-22	Percentage Increase (+)/ decrease (-) during the year
	Committed	Scheme					
	State Fund	State Fund	Central Assistance (including CSS/CS)				
1.	2.	3.	4.	5.	6.	7. (₹ in lakh)	
Expenditure Heads (Revenue Account) - <i>contd.</i>							
A - General Services- <i>concl.</i>							
(e) - Pensions and Miscellaneous General Services- <i>concl.</i>							
2071 - Pensions and Other Retirement Benefits - <i>concl.</i>							
01 - Civil- <i>concl.</i>							
110 - Pension to the Employees of Local Bodies	14,884.50	14,884.50	12,887.08	+ 15.50	
111 - Pensions to Legislators	7,457.07	7,457.07	7,698.92	- 3.14	
115 - Leave Encashment Benefits	1,91,215.16	1,91,215.16	1,59,968.80	+ 19.53	
200 - Other Pensions	2.18	- 100.00	
800 - Other Expenditure	58.04	58.04	68.65	- 15.46	
910 - Deduct - Transferred to M.H.2701-Major Irrigation, Medium Irrigation, 2702-Minor Irrigation, 2711-Flood Control and 2801-Power	(-) 15.85	(-) 15.85	(-) 22.76	- 30.36	
911 - Deduct - Recoveries of Overpayments	(-) 7.06 (-) 108.27	(-) 115.33	(-) 144.02	- 19.92	
Total, '01'	9,271.78 43,01,594.56	43,10,866.34	38,51,329.80	+ 11.93	
Total, '2071'	9,271.78 43,01,594.56	43,10,866.34	38,51,329.80	+ 11.93	
2075 - Miscellaneous General Services-							
101 - Pensions in lieu of resumed Jagirs, Lands, Territories, etc.	4.41	4.41	5.03	- 12.33	
103 - State Lotteries	4,860.55	4,860.55	4,357.58	+ 11.54	
108 - Canteen Stores Department	1,880.45	1,880.45	1,698.14	+ 10.74	
797 - Transfer to/from Reserve Fund and Deposit Account	21,347.00 (a)	21,347.00	21,347.00	
800 - Other Expenditure	0.75 150.40	11.27	162.42	173.98	- 6.64	
911 - Deduct - Recoveries of Overpayments	(-) 0.69	(-) 0.69	(-) 3.88	- 82.22	
Total, '2075'	0.75 28,242.12	11.27	28,254.14	27,577.85	+ 2.45	
Total, (e)-Pensions and Miscellaneous General Services-	9,272.53 43,29,836.68	11.27	43,39,120.48	38,78,907.65	+ 11.86	
Total, A-General Services	44,02,036.07 85,02,345.76	1,30,59,081.58	1,21,74,531.93	+ 7.27	

(a) Represents the amount of contribution transferred to M.H. 8235 - 117 - Guarantee Redemption Fund (Please see Statement No. 21)

STATEMENT No. 15 - DETAILED STATEMENT OF REVENUE EXPENDITURE BY MINOR HEADS - *contd..*(Figures in *italics* represent *Charged* Expenditure)

Heads	Actuals for the year 2022-23				Total	Actuals for 2021-22	Percentage Increase (+)/ decrease (-) during the year
	Committed	Scheme					
	State Fund	State Fund	Central Assistance (including CSS/CS)				
1.	2.	3.	4.	5.	6.	7. (₹ in lakh)	
Expenditure Heads (Revenue Account) - <i>contd..</i>							
B - Social Services- <i>contd..</i>							
(a) - Education, Sports, Art and Culture- <i>contd..</i>							
2202 - General Education- <i>contd..</i>							
02 - Secondary Education- <i>concl.</i>							
911 - <i>Deduct</i> - Recoveries of Overpayments	(-) 44.95	(-) 44.95	(-) 6.83	+ 558.13
Total, '02'	77.94	28,83,065.93	25,31,939.68	+ 13.87
		28,62,851.23	20,136.76			
03 - University and Higher Education-							
102 - Assistance to Universities	78,166.57	21,125.05	99,291.62	76,056.46	+ 30.55
103 - Government Colleges and Institutes	18,836.89	4,104.63	5,427.21	28,368.73	24,668.65	+ 15.00
104 - Assistance to Non- Government Colleges and Institutes	7,49,888.36	370.00	7,50,258.36	6,47,567.31	+ 15.86
107 - Scholarships	31.23	36.58	67.81	70.24	- 3.46
196 - Assistance to Zilla Parishads / District level Panchayats	(-) 560.00	(-) 560.00	+ 100.00
911 - <i>Deduct</i> - Recoveries of Overpayments	(-) 2.38	(-) 0.12	(-) 2.50	(-) 52.42	- 95.23
Total, '03'	8,46,889.44	25,070.79	5,463.79	8,77,424.02	7,48,310.24	+ 17.25
04 - Adult Education-							
200 - Other Adult Education Programme	332.96	655.48	988.44	417.14	+ 136.96
800 - Other Expenditure	475.54	475.54	1,012.29	- 53.02
Total, '04'	808.50	655.48	1,463.98	1,429.43	+ 2.42
05 - Language Development-							
103 - Sanskrit Education	0.42	- 100.00
Total, '05'	0.42	- 100.00

STATEMENT No. 15 - DETAILED STATEMENT OF REVENUE EXPENDITURE BY MINOR HEADS - *contd...*(Figures in *italics* represent *Charged Expenditure*)

Heads	Actuals for the year 2022-23				Total	Actuals for 2021-22	Percentage Increase (+)/ decrease (-) during the year
	Committed	Scheme					
	State Fund	State Fund	Central Assistance (including CSS/CS)				
1.	2.	3.	4.	5.	6.	7. (₹ in lakh)	
Expenditure Heads (Revenue Account) - <i>contd...</i>							
B - Social Services- <i>contd...</i>							
(a) - Education, Sports, Art and Culture- <i>contd...</i>							
2202 - General Education- <i>concl.</i>							
80 - General-							
001 - Direction and Administration	11,055.46	8.42	11,063.88	9,614.58	+ 15.07	
003 - Training	1,977.55	1,977.55	1,743.74	+ 13.41	
004 - Research	1,000.00	- 100.00	
107 - Scholarships	5.57	456.33	461.90	337.29	+ 36.94	
108 - Examinations	206.50	206.50	171.14	+ 20.66	
800 - Other expenditure	895.70	20,508.62	21,404.32	10,981.06	+ 94.92	
911 - Deduct -Recoveries of Overpayments	(-) 27.35	(-) 27.35	(-) 9,971.80	- 27.69	
	(-) 7,176.31	(-) 6.56	(-) 7,210.22	(-) 9,971.80	- 27.69	
Total, '80'	(-) 27.35	27,903.93	13,876.01	+ 101.09	
	6,964.47	20,966.81	27,903.93	13,876.01	+ 101.09	
Total, '2202'	118.91	76,07,691.46	64,95,039.28	+ 17.13	
	70,76,691.69	1,62,338.69	3,68,542.17	76,07,691.46	64,95,039.28	+ 17.13	
2203 - Technical Education-							
001 - Direction and Administration	7,115.67	164.30	7,279.97	6,302.23	+ 15.51	
003 - Training	9.88	9.88	8.65	+ 14.22	
004 - Research	58.80	58.80	53.80	+ 9.29	
102 - Assistance to Universities for Technical Education	1,705.12	120.00	1,825.12	1,703.13	+ 7.16	
103 - Technical Schools	10,488.34	886.43	11,374.77	11,688.56	- 2.68	
104 - Assistance to Non-Government Technical Colleges and Institutes	1,12,930.69	2,732.61	1,15,663.30	1,06,023.28	+ 9.09	
105 - Polytechnics	59,867.75	6,871.96	66,739.71	57,358.21	+ 16.36	
107 - Scholarships	1,32,801.30	1,32,801.30	88,996.87	+ 49.22	
108 - Examinations	1,031.89	1,031.89	850.67	+ 21.30	
112 - Engineering/Technical Colleges and Institutes	20,137.06	877.00	21,014.06	19,037.06	+ 10.39	

STATEMENT No. 15 - DETAILED STATEMENT OF REVENUE EXPENDITURE BY MINOR HEADS - *contd..*(Figures in *italics* represent *Charged* Expenditure)

Heads	Actuals for the year 2022-23				Actuals for 2021-22	Percentage Increase (+)/ decrease (-) during the year	
	Committed	Scheme		Total			
	State Fund	State Fund	Central Assistance (including CSS/CS)				
1.	2.	3.	4.	5.	6.	7. (₹ in lakh)	
Expenditure Heads (Revenue Account) - <i>contd..</i>							
B - Social Services- <i>contd..</i>							
(a) - Education, Sports, Art and Culture- <i>contd..</i>							
2203 - Technical Education- <i>concl.</i>							
800 - Other Expenditure	421.27	421.27	219.76	+ 91.70
911 - <i>Deduct</i> - Recoveries of Overpayments	(-) 4.29	(-) 77.59	(-) 27.51	+ 182.04
		(-) 35.87	(-) 37.43			
		(-) 4.29			
Total, '2203'	2,13,240.65	1,44,906.12	3,58,142.48	2,92,214.71	+ 22.56
2204 - Sports and Youth Services-							
001 - Direction and Administration	3,882.99	3,882.99	3,563.83	+ 8.96
101 - Physical Education	11.70	11.70	14.28	- 18.07
102 - Youth Welfare Programmes for Students	7,562.97	7,562.97	6,171.34	+ 22.55
103 - Youth Welfare Programmes for Non-Students	0.15	328.25	328.40	191.28	+ 71.69
104 - Sports and Games	1,717.57	41,440.70	43,158.27	29,481.49	+ 46.39
911 - <i>Deduct</i> - Recoveries of Overpayments	(-) 4.92	(-) 8.01	(-) 12.93	(-) 6.47	+ 99.85
Total, '2204'	13,170.46	41,760.94	54,931.40	39,415.75	+ 39.36
2205 - Art and Culture-							
001 - Direction and Administration	444.39	444.39	398.60	+ 11.49
101 - Fine Arts Education	4,801.71	457.21	5,258.92	4,017.96	+ 30.89
102 - Promotion of Arts and Culture	698.17	50,582.43	51,280.60	5,979.65	+ 757.59
103 - Archaeology	1,115.50	5,597.99	6,713.49	3,466.10	+ 93.69
104 - Archives	953.61	737.00	1,690.61	1,057.66	+ 59.84
105 - Public Libraries	24,496.59	535.52	25,032.11	15,653.65	+ 59.91
107 - Museums	561.95	638.00	1,199.95	693.43	+ 73.05
789 - Special Component Plan for Scheduled Castes	194.38	194.38	92.42	+ 110.32
797 - Transfers to/from Reserve Funds and Deposit Accounts - Library Fund	19,165.00 (a)	19,165.00	1,247.89	+ 1435.79
800 - Other Expenditure	8,807.43	8,807.43	8,701.64	+ 1.22

(a) Represents the amount of credit (contribution) transferred to Major Head 8229 - 101 - Library Fund (Please see Statement No. 21)

STATEMENT No. 15 - DETAILED STATEMENT OF REVENUE EXPENDITURE BY MINOR HEADS - *contd..*(Figures in *italics* represent *Charged* Expenditure)

Heads	Actuals for the year 2022-23				Actuals for 2021-22	Percentage Increase (+)/ decrease (-) during the year	
	Committed	Scheme		Total			
	State Fund	State Fund	Central Assistance (including CSS/CS)				
1.	2.	3.	4.	5.	6.	7. (₹ in lakh)	
Expenditure Heads (Revenue Account) - <i>contd..</i>							
B - Social Services- <i>contd..</i>							
(a) - Education, Sports, Art and Culture- <i>concl.</i>							
2205 - Art and Culture - <i>concl.</i>							
902 - Transfers to/from Reserve Fund	(-) 19,165.00 <i>(a)</i>	(-) 19,165.00	(-) 11,971.42	+ 60.09
911 - <i>Deduct</i> - Recoveries of Overpayments	(-) 262.69	(-) 28.34	(-) 291.03	(-) 619.24	- 53.00
Total, '2205'	41,616.66	58,714.19	1,00,330.85	28,718.34	+ 249.36
Total, (a)-Education, Sports, Art and Culture	<i>114.62</i>	81,21,096.19	68,55,388.08	+ 18.46
		73,44,719.46	4,07,719.94	3,68,542.17			
(b) - Health and Family Welfare-							
2210 - Medical and Public Health-							
01 - Urban Health Services - Allopathy-							
001 - Direction and Administration	19,766.54	673.01	20,439.55	43,986.59	- 53.53
102 - Employees State Insurance Scheme	22,639.57	22,639.57	20,075.75	+ 12.77
108 - Departmental Drug Manufacture	1,139.97	770.70	1,910.67	2,710.69	- 29.51
110 - Hospitals and Dispensaries	3,70,999.31	89,963.59	24,538.07	4,85,500.97	4,79,919.72	+ 1.16
789 - Special Component Plan for Scheduled Castes	13,091.95	3,184.45	16,276.40	22,547.24	- 27.81
796 - Tribal Area Sub-Plan	644.36	644.36	1,613.33	- 60.06
800 - Other Expenditure	370.62	370.62	2,295.59	- 83.86
911 - <i>Deduct</i> - Recoveries of Overpayments	(-) 15.98	(-) 5,292.91	(-) 5,308.89	(-) 426.31	+ 1145.31
Total, ' 01'	4,14,529.41	99,576.96	28,366.88	5,42,473.25	5,72,722.60	- 5.28
02 - Urban Health Services-							
Other Systems of Medicine							
101 - Ayurveda	27,303.76	1,829.05	29,132.81	30,425.94	- 4.25
102 - Homeopathy	209.70	209.70	157.04	+ 33.53
110 - Hospitals and Dispensaries	674.72	674.72	6,449.58	- 89.54
196 - Assistance to Zilla Parishads/District level Panchayats	65.00	- 100.00
800 - Other Expenditure	1,550.00	1,550.00	3,529.01	- 56.08
911 - <i>Deduct</i> - Recoveries of Overpayments	(-) 8.91	(-) 8.91	(-) 0.03	+ 29600.00
Total, ' 02'	27,504.55	4,053.77	31,558.32	40,626.54	- 22.32
03 - Rural Health Services - Allopathy-							
101 - Health Sub-centres	50.00	50.00	119.99	- 58.33

(a) Represents the amount of debit (Expenditure) transferred to Major Head 8229 - 101 - Library Fund (Please see Statement No. 21)

STATEMENT No. 15 - DETAILED STATEMENT OF REVENUE EXPENDITURE BY MINOR HEADS - *contd...*(Figures in *italics* represent *Charged Expenditure*)

Heads	Actuals for the year 2022-23				Actuals for 2021-22	Percentage Increase (+)/ decrease (-) during the year
	Committed	Scheme		Total		
	State Fund	State Fund	Central Assistance (including CSS/CS)			
1.	2.	3.	4.	5.	6.	7. (₹ in lakh)
Expenditure Heads (Revenue Account) - <i>contd...</i>						
B - Social Services- <i>contd...</i>						
<i>(b) - Health and Family Welfare- <i>contd...</i></i>						
2210 - Medical and Public Health- <i>contd...</i>						
03 - Rural Health Services - Allopathy- <i>concl.</i>						
103 - Primary Health Centres	1,575.48	- 100.00
110 - Hospitals and Dispensaries 13,948.02 790.70 14,738.72	58,827.83	- 74.95
196 - Assistance to Zilla Parishads/District level Panchayats	30.00	- 100.00
796 - Tribal Area Sub-Plan	21,476.80	21,476.80	22,376.58	- 4.02
800 - Other Expenditure 2,309.86 5,441.91 7,751.77	10,813.13	- 28.31
911 - <i>Deduct</i> - Recoveries of Overpayments (-) 0.06 (-) 15.54 (-) 15.60	+ 100.00
Total, '03' 16,257.82 6,267.07 21,476.80 44,001.69 93,743.01 - 53.06
04 - Rural Health Services- Other Systems of Medicine						
101 - Ayurveda	1,006.18	- 100.00
Total, '04' 1,006.18 - 100.00
05 - Medical Education, Training and Research-						
101 - Ayurveda 12,824.56 12,824.56	12,311.93	+ 4.16
102 - Homeopathy 94.85 94.85	+ 100.00
105 - Allopathy 1,50,427.57 7,929.97 1,58,357.54	1,34,974.89	+ 17.32
199 - Assistance to Other Non-Government Institutions	5,109.88	5,109.88	4,955.00	+ 3.13
911 - <i>Deduct</i> - Recoveries of Overpayments (-) 23.22 (-) 7.26 (-) 30.48 (-) 2.34	+ 1202.56
Total, '05' 1,63,323.76 7,922.71 5,109.88 1,76,356.35 1,52,239.48 + 15.84
06 - Public Health-						
001 - Direction and Administration 38.50 3,49,049.54	2,87,390.18	+ 21.45
003 - Training 472.85 2.05 474.90	349.94	+ 35.71
101 - Prevention and Control of diseases 72,145.97 34,697.77 15,466.49 1,22,310.23	1,32,373.30	- 7.60
102 - Prevention of food adulteration 3,984.52 3,984.52	3,794.43	+ 5.01
104 - Drug Control 5,821.50 5,821.50	4,580.63	+ 27.09
107 - Public Health Laboratories 2,874.00 1,866.31 4,740.31	2,730.67	+ 73.60
112 - Public Health Education 176.84 176.84	169.86	+ 4.11
113 - Public Health Publicity 36.81 6.04 42.85	173.18	- 75.26
196 - Assistance to Zilla Parishads/District level Panchayats 1,388.91 229.00 1,617.91	2,301.36	- 29.70
200 - Other Systems	2,138.84	- 100.00
789 - Special Component Plan for Scheduled Castes	40,971.95	40,971.95	55,666.48	- 26.40
796 - Tribal Area Sub-Plan	156.48	23,909.77	24,066.26	23,280.70	+ 3.37

STATEMENT No. 15 - DETAILED STATEMENT OF REVENUE EXPENDITURE BY MINOR HEADS - *contd...*(Figures in *italics* represent *Charged* Expenditure)

Heads	Actuals for the year 2022-23				Total	Actuals for 2021-22	Percentage Increase (+)/ decrease (-) during the year
	Committed	Scheme					
	State Fund	State Fund	Central Assistance (including CSS/CS)				
1.	2.	3.	4.	5.	6.	7. (₹ in lakh)	
Expenditure Heads (Revenue Account) - <i>contd...</i>							
B - Social Services- <i>contd...</i>							
(b) - Health and Family Welfare- <i>concl.</i>							
2210 - Medical and Public Health- <i>concl.</i>							
06 - Public Health- <i>concl.</i>							
800 - Other Expenditure	13,781.87	54,303.84	3,19,818.02	3,87,903.73	4,53,772.31	- 14.52	
911 - <i>Deduct</i> - Recoveries of Overpayments	(-) 13.97	(-) 2.98	(-) 16.95	(-) 3.58	+ 373.46	
Total, '06'	38.50	9,41,143.59	9,68,718.30	- 2.85	
	4,49,680.34	89,392.21	4,02,032.54				
80 - General-							
004 - Health Statistics and Evaluation	1,173.35	1,173.35	1,090.30	+ 7.62	
911 - <i>Deduct</i> - Recoveries of Overpayments	(-) 2,734.54	(-) 2,734.54	(-) 3,506.38	- 22.01	
Total, '80'	(-) 1,561.19	(-) 1,561.19	(-) 2,416.08	- 35.38	
Total, '2210'	38.50	17,33,972.01	18,26,640.03	- 5.07	
	10,69,734.69	2,07,212.72	4,56,986.10				
2211 - Family Welfare-							
001 - Direction and Administration	25,294.84	25,294.84 (a)	16,935.46	+ 49.36	
003 - Training	2,581.28	2,581.28	2,345.20	+ 10.07	
101 - Rural Family Welfare Services	73,454.59	73,454.59	70,188.64	+ 4.65	
102 - Urban Family Welfare Services	1,541.15	1,541.15	1,303.02	+ 18.28	
103 - Maternity and Child Health	8,426.46	18,245.76	26,672.22 (b)	25,376.13	+ 5.11	
104 - Transport	75.53	75.53	34.15	+ 121.17	
105 - Compensation	111.27	111.27	+ 100.00	
200 - Other Services and Supplies	510.48	510.48 (c)	488.80	+ 4.44	
789 - Special Component Plan for Scheduled Castes	1,138.08	1,138.08	1,230.63	- 7.52	
796 - Tribal Area Sub-Plan	993.03	993.03	1,006.67	- 1.35	
911 - <i>Deduct</i> - Recoveries of Overpayments	(-) 18.71	(-) 1.67	(-) 20.38	(-) 38.54	- 47.12	
Total, '2211'	56.82	8,537.73	1,23,757.54	1,32,352.09	1,18,870.16	+ 11.34	
	38.50	18,66,324.10	19,45,510.19	- 4.07	
Total, (b) - Health and Family Welfare	10,69,791.51	2,15,750.45	5,80,743.64				
(c) Water Supply, Sanitation, Housing and Urban Development-							
2215 - Water Supply and Sanitation-							
01 - Water Supply-							
001 - Direction and Administration	26,917.20	26,917.20	21,240.47	+ 26.73	
052 - Machinery and Equipment	75.00	75.00	200.00	- 62.50	

(a) Includes an expenditure of ₹ 18,965.35 lakh on account of Grant-in-Aid in kind

(b) Includes an expenditure of ₹ 10,925.34 lakh on account of Grant-in-Aid in kind

(c) Represents expenditure on account of Grant-in-Aid in kind

STATEMENT No. 15 - DETAILED STATEMENT OF REVENUE EXPENDITURE BY MINOR HEADS - *contd...*(Figures in *italics* represent *Charged* Expenditure)

Heads	Actuals for the year 2022-23				Total	Actuals for 2021-22	Percentage Increase (+)/ decrease (-) during the year
	Committed	Scheme		Total			
	State Fund	State Fund	Central Assistance (including CSS/CS)				
1.	2.	3.	4.	5.	6.	7. (₹ in lakh)	
Expenditure Heads (Revenue Account) - <i>contd...</i>							
B - Social Services- <i>contd...</i>							
(c) Water Supply, Sanitation, Housing and Urban Development- <i>contd...</i>							
2215 - Water Supply and Sanitation- <i>concl.</i>							
01 - Water Supply- <i>concl.</i>							
102 - Rural Water Supply Programmes	852.98	2,24,852.76	89.80 20,608.23	2,46,403.77	1,32,659.27	+ 85.74	
192 - Assistance to Municipalities/Municipal Councils	194.30	458.32	10.00	662.62	1,069.23	- 38.03	
196 - Assistance to Zilla Parishads/District Level Panchayats	45,124.37	7,907.00		53,031.37	30,299.43	+ 75.02	
199 - Assistance to Other Non-Government Institutions	63,459.67			63,459.67	24,838.67	+ 155.49	
789 - Special Component Plan for Scheduled Castes			73,181.50	73,181.50	44,873.19	+ 63.09	
796 - Tribal Areas Sub-Plan			47,536.82	47,536.82	29,355.00	+ 61.94	
911 - <i>Deduct</i> - Recoveries of Overpayment		(-) 20.00		(-) 20.00		+ 100.00	
Total, '01'	1,36,548.52	2,33,273.08	99.80 1,41,326.55	5,11,247.95	2,84,535.26	+ 79.68	
02 - Sewerage and Sanitation-							
107 - Sewerage Services		3,430.00	135.32	3,565.32	3,950.00	- 9.74	
789 - Special Component Plan for Scheduled Castes			765.68	765.68		+ 100.00	
796 - Tribal Areas Sub-Plan			1,080.00	1,080.00		+ 100.00	
Total, '02'		3,430.00	1,981.00	5,411.00	3,950.00	+ 36.99	
Total, '2215'	1,36,548.52	2,36,703.08	99.80 1,43,307.55	5,16,658.95	2,88,485.26	+ 79.09	
2216 - Housing-							
01 - Government Residential Buildings-							
700 - Other Housing	0.12			0.12	0.34	- 64.71	
911 - <i>Deduct</i> - Recoveries of Overpayment							
Total, '01'	0.12			0.12	0.34	- 64.71	
02 - Urban Housing-							
800 - Other Expenditure	2,416.04	63,299.27		65,715.31	18,172.87	+ 261.61	
Total, '02'	2,416.04	63,299.27		65,715.31	18,172.87	+ 261.61	

STATEMENT No. 15 - DETAILED STATEMENT OF REVENUE EXPENDITURE BY MINOR HEADS - *contd...*(Figures in *italics* represent *Charged* Expenditure)

Heads	Actuals for the year 2022-23				Actuals for 2021-22	Percentage Increase (+)/ decrease (-) during the year
	Committed	Scheme		Total		
	State Fund	State Fund	Central Assistance (including CSS/CS)			
1.	2.	3.	4.	5.	6.	7. (₹ in lakh)
Expenditure Heads (Revenue Account) - <i>contd...</i>						
B - Social Services- <i>contd...</i>						
(c) Water Supply, Sanitation, Housing and Urban Development- <i>contd...</i>						
2216 - Housing- <i>concl.</i>						
03 - Rural Housing-						
104 - Housing Co-operatives	2,025.00	- 100.00
800 - Other Expenditure	75,000.00	75,000.00	56,250.00	+ 33.33
Total, '03'	75,000.00	75,000.00	58,275.00	+ 28.70
05 - General Pool Accommodation-						
053 - Maintenance and Repairs	59,525.91	59,525.91	37,505.75	+ 58.71
Total, '05'	59,525.91	59,525.91	37,505.75	+ 58.71
06 - Police Housing-						
053 - Maintenance and Repairs	38.40	38.40	48.68	- 21.12
Total, '06'	38.40	38.40	48.68	- 21.12
07 - Other Housing-						
053 - Maintenance and Repairs	532.28	532.28	396.92	+ 34.10
Total, '07'	532.28	532.28	396.92	+ 34.10
80 - General						
001 - Direction and Administration	9,573.27	9,573.27	7,756.09	+ 23.43
052 - Machinery and Equipments	625.70	625.70	531.89	+ 17.64
103 - Assistance to Housing Boards, Corporations etc.	9,184.99	1,52,919.05	28,430.72	+ 470.17
800 - Other Expenditure	5,320.00	5,320.00	5,700.00	- 6.67
911 - Deduct - Recoveries of Overpayment	(-) 4.17	(-) 4.17	(-) 3.26	+ 27.91
Total 80'	15,514.80	9,184.99	1,52,919.05	42,415.44	+ 318.76
Total, '2216'	77,495.27	1,48,016.54	1,52,919.05	1,56,815.00	+ 141.32

STATEMENT No. 15 - DETAILED STATEMENT OF REVENUE EXPENDITURE BY MINOR HEADS - contd...
(Figures in *italics* represent *Charged Expenditure*)

Heads	Actuals for the year 2022-23				Total	Actuals for 2021-22	Percentage Increase (+)/ decrease (-) during the year
	Committed	Scheme					
	State Fund	State Fund	Central Assistance (including CSS/CS)				
1.	2.	3.	4.	5.	6.	7. (₹ in lakh)	
Expenditure Heads (Revenue Account) - contd...							
B - Social Services- contd...							
(c) Water Supply, Sanitation, Housing and Urban Development- conclud.							
2217 - Urban Development-							
01 - State Capital Development-							
001 - Direction and Administration	546.36	546.36	505.11	+ 8.17	
053 - Maintenance and Repairs	3,741.06	3,741.06	2,100.74	+ 78.08	
800 - Other Expenditure	358.66	358.66	67.50	+ 431.35	
911 - Deduct - Recoveries of Overpayments	(-) 0.17	(-) 0.17	+ 100.00	
Total, '01'	4,645.91	4,645.91	2,673.35	+ 73.79	
03 - Integrated Development of Small and Medium Towns							
191 - Assistance to Municipal Corporation	171.66	- 100.00	
Total, '03'	171.66	- 100.00	
04 - Slum Area Improvement							
191 - Assistance to Municipal Corporation	16,756.43	16,756.43	+ 100.00	
Total, '04'	16,756.43	16,756.43	+ 100.00	
05 - Other Urban Development Schemes							
191 - Assistance to Municipal Corporation	1,67,834.00	17,415.27	1,85,249.27	2,17,950.00	- 15.00	
192 - Assistance to Municipalities/Municipal Councils	11,096.77	11,096.77	3,445.18	+ 222.10	
911 - Deduct - Recoveries of Overpayments	(-) 420.00	(-) 420.00	+ 100.00	
Total, '05'	1,67,834.00	28,092.04	1,95,926.04	2,21,395.18	- 11.50	
80 - General-							
001 - Direction and Administration	0.05	0.05	
003 - Training	11,564.20	11,564.25	10,688.39	8.19	
190 - Assistance to Public Sector and Other Undertakings	323.16	323.16	34.89	+ 826.23	
191 - Assistance to Municipal Corporation	188.50	188.50	+ 100.00	
191 - Assistance to Municipal Corporation	0.86	1,98,693.76	2,45,833.23	4,44,527.85 ^(b)	3,56,293.06	+ 24.76	
192 - Assistance to Municipalities/Municipal Councils	2,45,040.00	2,85,253.73	1,01,236.00	6,31,529.73	5,88,046.08	+ 7.39	
193 - Assistance to Nagar Panchayats/Notified Area Committees or equivalent thereof	19,290.00	687.62	19,977.62	43,597.51	- 54.18	
199 - Assistance to Other Non-Government Institution	0.40	7,744.00	7,744.40	1,250.00	+ 519.55	
796 - Tribal Area Sub Plan	117.00	117.00	202.00	- 42.08	
800 - Other Expenditure	2,513.69	2,513.69	9,891.75	- 74.59	
911 - Deduct - Recoveries of Overpayments	(-) 18.68	(-) 5,762.97	(-) 5,781.65	(-) 11,048.13	- 47.67	
Total, '80'	0.05	11,12,704.55	9,98,955.55	+ 11.39	
Total, '2217'	0.05	13,30,032.93	12,23,195.74	+ 8.73	
Total, (c)-Water Supply, Sanitation, Housing and Urban Development	6,43,110.48	9,37,928.96	6,43,983.45	22,25,122.74	16,68,496.00	+ 33.36	

(b) Includes an expenditure of ₹ 29,700 lakh incurred on account of Externally Aided Project (Please see Appendix IV)

STATEMENT No. 15 - DETAILED STATEMENT OF REVENUE EXPENDITURE BY MINOR HEADS - *contd..*(Figures in *italics* represent *Charged* Expenditure)

Heads	Actuals for the year 2022-23				Total	Actuals for 2021-22	Percentage Increase (+)/ decrease (-) during the year
	Committed	Scheme		State Fund			
	State Fund	State Fund	Central Assistance (including CSS/CS)				
1.	2.	3.	4.	5.	6.	7. (₹ in lakh)	
Expenditure Heads (Revenue Account) - <i>contd..</i>							
B - Social Services- <i>contd..</i>							
(d) Information and Broadcasting -							
2220 - Information and Publicity-							
01 - Films-							
001 - Direction and Administration	4,587.92	4,587.92	4,014.98	+ 14.27	
105 - Production of Films	423.81	423.81	334.04	+ 26.87	
800 - Other Expenditure	2,121.93	2,121.93	1,791.39	+ 18.45	
911 - <i>Deduct</i> - Recoveries of Overpayments	(-) 0.30	(-) 0.30	(-) 0.14	+ 114.29	
Total, '01'	7,133.36	7,133.36	6,140.27	+ 16.17	
60 - Others-							
101 - Advertising and Visual Publicity	173.15	4,279.51	4,452.66	6,044.50	- 26.34	
102 - Information Centres	363.37	8.06	371.43	358.47	+ 3.62	
106 - Field Publicity	105.05	105.05	115.45	- 9.01	
109 - Photo Services	1,317.28	1,317.28	610.86	+ 115.64	
110 - Publications	101.78	13.80	115.58	112.36	+ 2.87	
111 - Community Radio and Television	30.60	30.60	30.92	- 1.03	
911 - <i>Deduct</i> - Recoveries of Overpayments	(-) 0.99	(-) 2.25	(-) 3.24	(-) 3.75	- 13.60	
Total, '60'	772.96	5,616.40	6,389.36	7,268.81	- 12.10	
Total, '2220'	7,906.32	5,616.40	13,522.72	13,409.08	+ 0.85	
Total, (d)-Information and Broadcasting	7,906.32	5,616.40	13,522.72	13,409.08	+ 0.85	

STATEMENT No. 15 - DETAILED STATEMENT OF REVENUE EXPENDITURE BY MINOR HEADS - *contd..*(Figures in *italics* represent *Charged* Expenditure)

Heads	Actuals for the year 2022-23			Total	Actuals for 2021-22	Percentage Increase (+)/ decrease (-) during the year
	Committed	Scheme				
	State Fund	State Fund	Central Assistance (including CSS/CS)			
1.	2.	3.	4.	5.	6.	7. (₹ in lakh)
Expenditure Heads (Revenue Account) - <i>contd..</i>						
B - Social Services- <i>contd..</i>						
(e) Welfare of Scheduled Castes, Scheduled Tribes and Other Backward Classes-						
2225 - Welfare of Scheduled Castes, Scheduled Tribes, Other Backward Classes and Minorities-						
01 - Welfare of Scheduled Castes-						
001 - Direction and Administration	9,398.86	6,388.62	15,787.48	14,495.68	+ 8.91
102 - Economic Development	10,782.45	10,782.45	5,276.25	+ 104.36
277 - Education	99.55	1,77,492.85	350.00	1,77,942.40	2,18,103.82	- 18.41
789 - Special Component Plan for Scheduled Castes	3,63,127.99	2,735.60	3,65,863.59	3,49,801.23	+ 4.59
793 - Special Central Assistance for Scheduled Castes Compon	1,295.52	1,295.52	+ 100.00
800 - Other Expenditure	36.29	30,298.59	5,456.51	35,791.39	37,580.48	- 4.76
911 - <i>Deduct</i> - Recoveries of Overpayments	(-) 0.57	(-) 11.82	(-) 12.39	(-) 9.19	+ 34.82
Total, '01'	9,534.13	5,88,078.68	9,837.63	6,07,450.44	6,25,248.27	- 2.85
02 - Welfare of Scheduled Tribes-						
001 - Direction and Administration	6,880.71	6,880.71	5,743.17	+ 19.81
277 - Education	1,385.37	1,385.37	391.94	+ 253.46
283 - Housing	633.05	- 100.00
796 - Tribal Areas Sub-Plan	6,97,829.95	37,699.34	7,35,529.29	5,17,385.00	+ 42.16
911 - <i>Deduct</i> - Recoveries of Overpayments	(-) 8.35	(-) 8.35	(-) 5.06	+ 65.02
Total, '02'	8,266.08	6,97,821.60	37,699.34	7,43,787.02	5,24,148.10	+ 41.90
03 - Welfare of Backward Classes-						
001 - Direction and Administration	580.43	580.43	433.78	+ 33.81
102 - Economic Development	2,707.98	56,845.70	59,553.68	84,832.87	- 29.80
277 - Education	4,28,462.57	4,023.22	4,32,485.79	3,96,154.30	+ 9.17

STATEMENT No. 15 - DETAILED STATEMENT OF REVENUE EXPENDITURE BY MINOR HEADS - *contd..*(Figures in *italics* represent *Charged Expenditure*)

Heads	Actuals for the year 2022-23				Actuals for 2021-22	Percentage Increase (+)/ decrease (-) during the year
	Committed	Scheme		Total		
		State Fund	State Fund			
1.	2.	3.	4.	5.	6.	7. (₹ in lakh)
Expenditure Heads (Revenue Account) - <i>contd..</i>						
B - Social Services- <i>contd..</i>						
(e) Welfare of Scheduled Castes, Scheduled Tribes and Other Backward Classes- <i>concl.</i>						
2225 - Welfare of Scheduled Castes, Scheduled Tribes, Other Backward Classes and Minorities- <i>concl.</i>						
03 - Welfare of Backward Classes- <i>concl.</i>						
800 - Other expenditure	10,639.29	10,639.29	4,801.64	+ 121.58
911 - <i>Deduct</i> - Recoveries of Overpayments	(-) 7.17	(-) 7.17	(-) 25.51	- 71.89
Total, '03'	3,288.41	4,95,940.39	4,023.22	5,03,252.02	4,86,197.08	+ 3.51
80 - General-						
101 - Welfare of denotified and other nomadic tribes	677.10	677.10	370.80	+ 82.61
102 - Aid to Voluntary Organisations	10,013.87	10,013.87	6,702.70	+ 49.40
800 - Other Expenditure	7.02	9,472.44	9,479.46	3,751.45	+ 152.69
911 - <i>Deduct</i> - Recoveries of Overpayments	(-) 100.69	(-) 8.53	(-) 109.22	(-) 34.22	+ 219.17
Total, '80'	(-) 93.67	20,154.88	20,061.21	10,790.73	+ 85.91
Total, '2225'	20,994.95	18,01,995.55	51,560.19	18,74,550.69	16,46,384.18	+ 13.86
Total, (e)-Welfare of Scheduled Castes, Scheduled Tribes and Other Backward Classes-	20,994.95	18,01,995.55	51,560.19	18,74,550.69	16,46,384.18	+ 13.86
(f) - Labour and Labour Welfare -						
2230 - Labour, Employment and Skill Development-						
01 - Labour-						
001 - Direction and Administration	5,141.33	4,405.65	9,546.98	5,354.33	+ 78.30
004 - Research and Statistics	393.45	393.45	325.88	+ 20.73
101 - Industrial Relations	7,612.49	89.85	7,702.34	6,164.52	+ 24.95
102 - Working Conditions and Safety	2,836.68	78.75	2,915.43	2,566.67	+ 13.59
103 - General Labour Welfare	756.00	756.00	405.00	+ 86.67
111 - Social Security for Labour	553.12	9.28	562.40	2,097.68	- 73.19

STATEMENT No. 15 - DETAILED STATEMENT OF REVENUE EXPENDITURE BY MINOR HEADS - *contd...*(Figures in *italics* represent *Charged* Expenditure)

Heads	Actuals for the year 2022-23				Total	Actuals for 2021-22	Percentage Increase (+)/ decrease (-) during the year
	Committed	Scheme					
	State Fund	State Fund	Central Assistance (including CSS/CS)				
1.	2.	3.	4.	5.	6.	7. (₹ in lakh)	
Expenditure Heads (Revenue Account) - <i>contd...</i>							
B - Social Services- <i>contd...</i>							
(f) - Labour and Labour Welfare - <i>concl.</i>							
2230 - Labour, Employment and Skill Development- <i>concl.</i>							
01 - Labour- <i>concl.</i>							
277 - Education	274.77	114.81	389.58	255.14	+ 52.69	
800 - Other Expenditure	2.86	2.86	2.13	+ 34.27	
911 - <i>Deduct</i> - Recoveries of Overpayments	(-) 0.07	(-) 624.66	(-) 624.73	(-) 0.69	+ 90440.58	
Total, '01'	17,567.77	4,076.54	21,644.31	17,170.66	+ 26.05	
02 - Employment Service-							
001 - Direction and Administration	805.16	18,599.71	19,404.87	8,842.88	+ 119.44	
004 - Research, Survey and Statistics	1,140.62	1,140.62	929.45	+ 22.72	
101 - Employment Services	2,254.61	10,430.44	12,685.05	24,924.53	- 49.11	
789 - Special Component Plan for Scheduled Castes	1,208.32	1,208.32	+ 100.00	
796 - Tribal Areas Sub-Plan	150.24	314.57	464.81	8.73	+ 5224.28	
911 - <i>Deduct</i> - Recoveries of Overpayments	(-) 36.49	(-) 36.49	(-) 75.17	- 51.46	
Total, '02'	4,163.90	18,749.95	11,953.33	34,867.18	34,630.42	+ 0.68	
03 - Training-							
003 - Training of Craftsmen and Supervisors	3.58 72,824.89 13,890.45 189.78	86,908.70	73,027.27	+ 19.01	
101 - Industrial Training Institute	227.40	1,239.30	1,466.70	2,028.21	- 27.69	
102 - Apprenticeship Training	2,152.48	3,710.84	5,863.32	2,119.33	+ 176.66	
789 - Special Component Plan for Scheduled Castes	26.59	26.59	+ 100.00	
796 - Tribal Areas Sub-Plan	166.36	166.36	+ 100.00	
911 - <i>Deduct</i> - Recoveries of Overpayments	(-) 0.77	(-) 6.93	(-) 7.70	(-) 2.26	+ 240.71	
Total, '03'	3.58 74,976.60 17,821.76 1,622.03	94,423.97	77,172.55	+ 22.35	
Total ' 2230 '	3.58 96,708.27 40,648.25 13,575.36	1,50,935.46	1,28,973.63	+ 17.03	
Total, (f) Labour and Labour Welfare	3.58 96,708.27 40,648.25 13,575.36	1,50,935.46	1,28,973.63	+ 17.03	

STATEMENT No. 15 - DETAILED STATEMENT OF REVENUE EXPENDITURE BY MINOR HEADS - *contd..*(Figures in *italics* represent *Charged Expenditure*)

Heads	Actuals for the year 2022-23				Total	Actuals for 2021-22	Percentage Increase (+)/ decrease (-) during the year
	Committed	Scheme					
	State Fund	State Fund	Central Assistance (including CSS/CS)				
1.	2.	3.	4.	5.	6.	7. (₹ in lakh)	
Expenditure Heads (Revenue Account) - <i>contd..</i>							
B - Social Services- <i>contd..</i>							
(g) Social Welfare and Nutrition-							
2235 - Social Security and Welfare-							
01 - Rehabilitation-							
102 - Displaced persons from former West Pakistan	35.72	35.72	36.74	- 2.78	
202 - Other Rehabilitation Schemes	2,950.85	2,950.85	2,564.60	+ 15.06	
911 - <i>Deduct</i> - Recoveries of Overpayments	(-) 0.20	(-) 0.20	+ 100.00	
Total, '01'	2,986.37	2,986.37	2,601.34	+ 14.80	
02 - Social Welfare-							
001 - Direction and Administration	5,478.16	121.21	5,599.37	4,900.57	+ 14.26	
101 - Welfare of Handicapped	1,315.68	85,091.27	86,406.95	69,718.90	+ 23.94	
102 - Child Welfare	3,462.99	18,146.36	2,451.50	24,060.85	32,265.50	- 25.43	
103 - Women's Welfare	4,834.91	8,714.67	1,879.28	15,428.86	9,777.27	+ 57.80	
104 - Welfare of aged, infirm and destitutes	3,380.66	3,91,409.64	5,357.63	4,00,147.93	3,94,803.65	+ 1.35	
105 - Prohibition	51.69	289.11	340.80	228.05	+ 49.44	
106 - Correctional Services	582.99	582.99	277.25	+ 110.28	
107 - Assistance to Voluntary Organisations	20.38	20.38	11.45	+ 77.99	
190 - Assistance to Public Sector and other Undertakings	6,066.00	6,066.00	187.86	+ 3129.00	
198 - Assistance to Gram Panchayats	6,648.31	6,648.31	15,850.00	- 58.05	
199 - Assistance to Other Non-Government Institutions	200.00	1,373.35	1,573.35	46.65	+ 3272.67	
200 - Other Programmes	239.10	28,166.94	11,103.12	39,509.16	41,061.74	- 3.78	
789 - Special Component Plan for Scheduled Castes	61,645.72	61,645.72	59,125.92	+ 4.26	
796 - Tribal Areas Sub-Plan	36,872.21	36,872.21	35,381.79	+ 4.21	
800 - Other expenditure	20,831.78	20,831.78	13,511.78	+ 54.17	
911 - <i>Deduct</i> - Recoveries of Overpayments	(-) 0.42	(-) 66.86	(-) 0.13	(-) 67.41	(-) 12.47	+ 440.58	
Total, '02'	39,594.55	6,43,907.95	22,164.75	7,05,667.25	6,77,135.91	+ 4.21	
60 - Other Social Security and Welfare Programmes-							
101 - Personal Accident Insurance Scheme for poor families	13,319.87	13,319.87	11,756.53	+ 13.30	
102 - Pensions under Social Security Schemes*	17,628.06	17,628.06	13,925.34	+ 26.59	

* Expenditure pertains to old age pension, Freedom fighters pensions etc. The information in respect of number of pensioners is awaited from Government of Maharashtra (July 2023)

STATEMENT No. 15 - DETAILED STATEMENT OF REVENUE EXPENDITURE BY MINOR HEADS - *contd...*(Figures in *italics* represent *Charged Expenditure*)

Heads	Actuals for the year 2022-23				Actuals for 2021-22	Percentage Increase (+)/ decrease (-) during the year	
	Committed	Scheme		Total			
	State Fund	State Fund	Central Assistance (including CSS/CS)				
1.	2.	3.	4.	5.	6.	7. (₹ in lakh)	
Expenditure Heads (Revenue Account) - <i>contd...</i>							
B - Social Services- <i>contd...</i>							
(g) Social Welfare and Nutrition- <i>contd...</i>							
2235 - Social Security and Welfare- <i>concl.</i>							
60 - Other Social Security and Welfare Programmes- <i>concl.</i>							
104 - Deposit Linked Insurance Scheme - Government Provident Fund	6.60 1,340.78	1,347.38	1,725.28	- 21.90
110 - Other Insurances Schemes	2,419.20	2,419.20	2,206.59	+ 9.64
199 - Assistance to Other Non-Government Institutions	10.00	10.00	9.80	+ 2.04
200 - Other Programmes	3,121.83	3,121.83	2,892.56	+ 7.93
796 - Tribal Areas Sub-Plan	0.25	- 100.00
797 - Transfers to/from Reserve Funds and Deposit Accounts - General Insurance Fund	(-) 13,320.78 (a)	(-) 13,320.78	(-) 11,756.23	+ 13.31
911 - <i>Deduct</i> - Recoveries of Overpayments	(-) 2,379.24	(-) 693.71	(-) 3,072.95	(-) 4,366.78	- 29.63
Total, '60'	6.60 22,139.72 (-) 693.71	21,452.61	16,393.34	+ 30.86
Total '2235'	6.60 64,720.64 6,43,214.24 22,164.75	7,30,106.23	6,96,130.59	+ 4.88
2236 - Nutrition-							
02 - Distribution of Nutritious food and beverages-							
003 - Training	257.48	257.48	+ 100.00
051 - Construction	3,236.08	3,236.08	+ 100.00
101 - Special Nutrition Programmes	85,906.98	3,20,426.21	4,06,333.19	4,04,125.62	+ 0.55
196 - Assistance to Zilla Parishads/District level Panchayats	86,690.35	12,701.75	99,392.10	72,963.47	+ 36.22
911 - <i>Deduct</i> - Recoveries of Overpayments	(-) 0.32	(-) 0.11	(-) 6.12	(-) 6.55	(-) 10.68	- 38.67
Total, '02'	(-) 0.32	1,72,597.22	3,36,615.40	5,09,212.30	4,77,078.41	+ 6.74
Total, '2236'	(-) 0.32	1,72,597.22	3,36,615.40	5,09,212.30	4,77,078.41	+ 6.74

(a) Represents the amount of expenditure transferred to M.H. 8121 - 109 - General Insurance Fund (Please see Statement No. 21)

STATEMENT No. 15 - DETAILED STATEMENT OF REVENUE EXPENDITURE BY MINOR HEADS - *contd...*(Figures in *italics* represent *Charged Expenditure*)

Heads	Actuals for the year 2022-23				Total	Actuals for 2021-22	Percentage Increase (+)/ decrease (-) during the year
	Committed	Scheme					
	State Fund	State Fund	Central Assistance (including CSS/CS)				
1.	2.	3.	4.	5.	6.	7. (₹ in lakh)	
Expenditure Heads (Revenue Account) - <i>contd...</i>							
B - Social Services- <i>contd...</i>							
(g) Social Welfare and Nutrition- <i>contd...</i>							
2245 - Relief on account of Natural Calamities-							
01 - Drought-							
101 - Gratuitous Relief	5,042.58	5,042.58	789.69	+ 538.55	
102 - Drinking Water Supply	239.22	- 100.00	
Total, '01'	5,042.58	5,042.58	1,028.91	+ 390.09	
02 - Floods, Cyclones, etc.-							
101 - Gratuitous Relief	6,74,390.49	6,74,390.49	6,41,832.29	+ 5.07	
113 - Assistance for repairs/ reconstruction of houses	9,779.58	9,779.58	13,778.49	- 29.02	
115 - Assistance to farmers to clear sand/silt/salinity from lands	4,984.61	4,984.61	5,696.90	- 12.50	
117 - Assistance to farmers for purchase of live stock	1,618.31	1,618.31	784.75	+ 106.22	
118 - Assistance for Repairs/Replacement of damaged boats and equipment for fishing	1,318.17	1,318.17	2,122.31	- 37.89	
119 - Assistance to artisans for repairs/replacement of damaged tools and equipments	109.14	109.14	11,908.04	- 99.08	
800 - Other Expenditure	21,034.54	- 100.00	
Total, '02'	6,92,200.30	6,92,200.30	6,97,157.32	- 0.71	
05 - State Disaster Response Fund-							
101 - Transfer to Reserve Fund and Deposit Account - State Disaster Response Fund	4,60,880.00 (a)	4,60,880.00	4,70,799.00	- 2.11	
901 - Deduct - Amount met from State Disaster Response Fund-	(-) 3,60,880.00 (b)	(-) 3,60,880.00	(-) 4,49,318.78	- 19.68	
Total, '05'	1,00,000.00	1,00,000.00	21,480.22	+ 365.54	

(a) Represents the contribution transferred to M.H. 8121 - 122 - State Disaster Response Fund (Please see Statement No. 21)

(b) Represents the expenditure transferred to M.H. 8121 - 122 - State Disaster Response Fund (Please see Statement No. 21)

STATEMENT No. 15 - DETAILED STATEMENT OF REVENUE EXPENDITURE BY MINOR HEADS - *contd...*(Figures in *italics* represent *Charged Expenditure*)

Heads	Actuals for the year 2022-23				Total	Actuals for 2021-22	Percentage Increase (+)/ decrease (-) during the year
	Committed	Scheme					
	State Fund	State Fund	Central Assistance (including CSS/CS)				
1.	2.	3.	4.	5.	6.	7. (₹ in lakh)	
Expenditure Heads (Revenue Account) - <i>contd...</i>							
B - Social Services- <i>concl.</i>							
(g) Social Welfare and Nutrition- <i>concl.</i>							
2245 - Relief on account of Natural Calamities- <i>concl.</i>							
06 - Earthquake							
101 - Gratuitous Relief	33.77	33.77	+ 100.00
Total, '06'	33.77	33.77	+ 100.00
07 - Disaster Management							
101 - Disaster Mitigation	1,675.06	1,675.06	+ 100.00
Total, '06'	1,675.06	1,675.06	+ 100.00
80 - General-							
001 - Direction and Administration	3,015.03	2,645.89	5,660.92	12,569.41	- 54.96
102 - Contingency Plans in disaster prone areas	1,704.76	7,555.28	9,260.04	4,228.95	+ 118.97
800 - Other Expenditure	5,403.63	5,403.63	72,126.23	- 92.51
911 - <i>Deduct</i> - Recoveries of Overpayments	(-) 19.04	(-) 19.04	(-) 3.32	+ 473.49
Total, '80'	10,104.38	2,645.89	7,555.28	20,305.55	88,921.27	- 77.16
Total, '2245'	8,07,381.03	4,320.95	7,555.28	8,19,257.26	8,08,587.72	+ 1.32
Total, (g)-Social Welfare and Nutrition	6.60	20,58,575.79	19,81,796.72	+ 3.87
(h) Others-							
2250 - Other Social Services-							
101 - Donations for charitable purposes	303.35	303.35	22.10	+ 1272.62
102 - Administration of Religious and Charitable Endowment Acts	58.90	58.90	55.52	+ 6.09
911 - <i>Deduct</i> - Recoveries of Overpayments	(-) 408.17	(-) 408.17	(-) 4,253.52	- 90.40
Total, '2250'	(-) 45.92	(-) 45.92	(-) 4,175.90	- 98.90
2251 - Secretariat-Social Services-							
003 - Training	124.17	124.17	146.67	- 15.34
090 - Secretariat	16,256.28	6,036.37	424.93	22,717.58	16,397.77	+ 38.54
092 - Other Offices	0.05	- 100.00
911 - <i>Deduct</i> - Recoveries of Overpayment	(-) 7.98	(-) 7.98	(-) 0.16	+ 4887.50
Total, '2251'	16,248.30	6,160.54	424.93	22,833.77	16,544.33	+ 38.02
Total, (h)-Others	16,202.38	6,160.54	424.93	22,787.85	12,368.43	+ 84.24
Total, B-Social Services	163.35	99.80	1,63,32,915.54	1,42,52,326.31	+ 14.60
		1,00,71,534.72	42,35,952.50	20,25,165.17			

STATEMENT No. 15 - DETAILED STATEMENT OF REVENUE EXPENDITURE BY MINOR HEADS - *contd...*(Figures in *italics* represent *Charged Expenditure*)

Heads	Actuals for the year 2022-23				Total	Actuals for 2021-22	Percentage Increase (+)/ decrease (-) during the year
	Committed	Scheme					
	State Fund	State Fund	Central Assistance (including CSS/CS)				
1.	2.	3.	4.	5.	6.	7. (₹ in lakh)	
Expenditure Heads (Revenue Account) - <i>contd...</i>							
C - Economic Services-							
(a) - Agriculture and Allied Activities-							
2401 - Crop Husbandry-							
001 - Direction and Administration	31.58	}	1,51,069.16	1,34,712.37	+ 12.14
....	1,51,037.58				
102 - Food grain crops	22,648.19		22,648.19	21,322.28	+ 6.22
103 - Seeds	6,294.32	3,218.29		9,512.61	8,349.20	+ 13.93
105 - Manures and Fertilizers	2,073.94	646.02		2,719.96	2,089.75	+ 30.16
108 - Commercial Crops	14,360.30	286.43		14,646.73	298.62	+ 4804.81
109 - Extension and Farmers Training	1,158.15	596.42	5,724.51		7,479.09	10,809.74	- 30.81
110 - Crop Insurance	2,42,403.58	40,971.53		2,83,375.11	2,41,530.66	+ 17.32
113 - Agricultural Engineering	82,338.00	62,907.45		1,45,245.45	76,418.26	+ 90.07
114 - Development of Oil seeds	2,343.40		2,343.40	+ 100.00
115 - Scheme of Small/Marginal farmers and agricultural labour	13,400.00	1,38,556.19		1,51,956.19 (a)	1,39,406.57	+ 9.00
119 - Horticulture and Vegetable Crops	5,355.56	7,466.49	5,670.00		18,492.05	14,638.80	+ 26.32
789 - Special Component Plan for Scheduled Castes	167.99	8,137.14		8,305.14	16,728.53	- 50.35
796 - Tribal Areas Sub-Plan	736.66	5,929.81		6,666.48	12,415.00	- 46.30
800 - Other Expenditure	3,367.20	7,600.00		10,967.20	24,662.02	- 55.53
911 - <i>Deduct</i> - Recoveries of Overpayments	(-) 11.60	(-) 0.44		(-) 12.04	(-) 2.30	+ 423.48
	31.58	}	8,35,414.72	7,03,379.50	+ 18.77
Total, '2401'	4,06,237.59	1,65,478.12	2,63,667.43				
2402 - Soil and Water Conservation-							
001 - Direction and Administration	18,869.30		18,869.30	18,038.77	+ 4.60
101 - Soil Survey and Testing	2,537.17	656.04		3,193.21	2,324.69	+ 37.36
102 - Soil Conservation	226.94	4,046.27		4,273.21	1,874.18	+ 128.00
196 - Assistance to Zilla Parishads/District Level Panchayats	15,742.33		15,742.33	14,242.73	+ 10.53
911 - <i>Deduct</i> - Recoveries of Overpayments	(-) 0.09		(-) 0.09	1.20	- 107.50
Total, '2402'	37,375.65	4,046.27	656.04		42,077.96	36,481.57	+ 15.34

(a) Includes an expenditure of ₹ 97,400 lakh incurred on account of Externally Aided Project (Please see Appendix IV)

STATEMENT No. 15 - DETAILED STATEMENT OF REVENUE EXPENDITURE BY MINOR HEADS - *contd...*(Figures in *italics* represent *Charged Expenditure*)

Heads	Actuals for the year 2022-23				Total	Actuals for 2021-22	Percentage Increase (+)/ decrease (-) during the year
	Committed	Scheme					
	State Fund	State Fund	Central Assistance (including CSS/CS)				
1.	2.	3.	4.	5.	6.	7. (₹ in lakh)	
Expenditure Heads (Revenue Account) - <i>contd...</i>							
C - Economic Services- <i>contd...</i>							
(a) - Agriculture and Allied Activities- <i>contd...</i>							
2403 - Animal Husbandry-							
001 - Direction and Administration	15,564.11	366.10	15,930.21	14,239.15	+ 11.88	
101 - Veterinary Services and Animal Health	75,961.78	15,289.92	263.62	91,515.32	75,179.51	+ 21.73	
102 - Cattle and Buffalo Development	8,942.94	10,441.31	42.00	19,426.25	11,520.00	+ 68.63	
103 - Poultry Development	1,258.88	961.42	2,220.30	2,976.91	- 25.42	
104 - Sheep and Wool Development	1,402.64	2,578.76	3,981.40	3,607.36	+ 10.37	
106 - Other Live Stock Development	378.07	378.07	449.17	- 15.83	
107 - Fodder and Feed Development	878.74	878.74	1,211.10	- 27.44	
109 - Extension and Training	16,694.29	2,944.88	19,639.17	19,758.97	- 0.61	
113 - Administrative Investigation and Statistics	143.67	195.33	339.00	526.99	- 35.67	
789 - Special Component Plan for Scheduled Castes	5,774.11	356.93	6,131.04	2,189.36	+ 180.04	
796 - Tribal Areas Sub-Plan	4.53	461.02	465.55	97.11	+ 379.40	
800 - Other Expenditure	411.01	411.01	449.50	- 8.56	
911 - <i>Deduct</i> - Recoveries of Overpayment	(-) 4.48	(-) 0.30	(-) 0.09	(-) 4.87	(-) 10.61	- 54.10	
Total, '2403'	1,19,963.83	40,028.55	1,318.81	1,61,311.19	1,32,194.52	+ 22.03	
2404 - Dairy Development -							
001 - Direction and Administration	10.42	6,914.05	6,106.22	+ 13.23	
	6,903.63				
102 - Dairy Development Projects	4,727.52	51.83	4,779.35	3,524.32	+ 35.61	
109 - Extension and Training	161.53	161.53	148.95	+ 8.45	

STATEMENT No. 15 - DETAILED STATEMENT OF REVENUE EXPENDITURE BY MINOR HEADS - *contd...*(Figures in *italics* represent *Charged* Expenditure)

Heads	Actuals for the year 2022-23				Total	Actuals for 2021-22	Percentage Increase (+)/ decrease (-) during the year
	Committed	Scheme					
	State Fund	State Fund	Central Assistance (including CSS/CS)				
1.	2.	3.	4.	5.	6.	7. (₹ in lakh)	
Expenditure Heads (Revenue Account) - <i>contd...</i>							
C - Economic Services- <i>contd...</i>							
(a) - Agriculture and Allied Activities- <i>contd...</i>							
2404 - Dairy Development - <i>contd...</i>							
195 - Investment in Co-operatives	115.52	115.52	50.56	+ 128.48
201 - Greater Bombay Milk Scheme	5,772.67	5,772.67	9,542.38	- 39.50
202 - Government Milk Scheme, Pune	681.24	681.24	1,668.20	- 59.16
203 - Government Milk Scheme, Solapur	112.01	112.01	120.89	- 7.35
204 - Government Milk Scheme, Miraj	1,705.21	1,705.21	681.39	+ 150.25
206 - Government Milk Scheme, Mahabaleshwar	59.55	59.55	50.89	+ 17.02
207 - Government Milk Scheme, Satara	81.08	81.08	80.56	+ 0.65
208 - Government Milk Scheme, Nashik	179.40	179.40	186.99	- 4.06
209 - Government Milk Scheme, Dhule	118.56	118.56	126.05	- 5.94
210 - Government Milk Scheme, Ahmednagar	143.26	143.26	160.88	- 10.95
211 - Government Milk Scheme, Chalisgaon	39.95	39.95	39.31	+ 1.63
212 - Government Dairy and Factory at Wani	4.23	4.23	3.15	+ 34.29
213 - Government Milk Scheme, Ratnagiri	261.61	261.61	533.66	- 50.98
214 - Government Milk Scheme, Chiplun	503.33	503.33	638.33	- 21.15
215 - Government Milk Scheme, Kankavli, District Sindhudurg	21.63	21.63	22.77	- 5.01
217 - Government Milk Scheme, Khopoli, District Raigad	175.80	175.80	290.02	- 39.38
218 - Chilling Centre and Ice factory at Wada/Saralgaon, District Thane	2.89	2.89	3.75	- 22.93
219 - Government Milk Scheme, Aurangabad	428.59	428.59	356.74	+ 20.14
220 - Government Milk Scheme, Udgir (Latur)	333.19	333.19	2,073.70	- 83.93
221 - Government Milk Scheme, Beed	319.74	319.74	1,687.70	- 81.05
222 - Government Milk Scheme, Nanded	253.96	253.96	542.26	- 53.17
223 - Government Milk Scheme, Bhoom (Osmanabad)	163.41	163.41	176.82	- 7.58

STATEMENT No. 15 - DETAILED STATEMENT OF REVENUE EXPENDITURE BY MINOR HEADS - *contd..*(Figures in *italics* represent *Charged* Expenditure)

Heads	Actuals for the year 2022-23				Total	Actuals for 2021-22	Percentage Increase (+)/ decrease (-) during the year
	Committed	Scheme					
	State Fund	State Fund	Central Assistance (including CSS/CS)				
1.	2.	3.	4.	5.	6.	7. (₹ in lakh)	
Expenditure Heads (Revenue Account) - <i>contd..</i>							
C - Economic Services- <i>contd..</i>							
(a) - Agriculture and Allied Activities- <i>contd..</i>							
2404 - Dairy Development - <i>concl.</i>							
224 - Government Milk Scheme, Parbhani	358.78	358.78	1,605.07	- 77.65	
225 - Government Milk Scheme, Amravati	149.84	149.84	897.06	- 83.30	
226 - Government Milk Scheme, Yavatmal	67.08	67.08	158.42	- 57.66	
227 - Government Milk Scheme, Akola	260.12	260.12	1,082.44	- 75.97	
228 - Government Milk Scheme, Nandura (Buldhana)	23.09	23.09	115.02	- 79.93	
229 - Government Milk Scheme, Nagpur	150.97	150.97	141.87	+ 6.41	
230 - Government Milk Scheme, Arvi (Wardha)	326.15	326.15	887.89	- 63.27	
231 - Government Milk Scheme, Gondia (Bhandara)	280.36	280.36	499.04	- 43.82	
232 - Government Milk Scheme, Chandrapur	313.92	313.92	912.56	- 65.60	
234 - Government Milk Scheme, Jalna	54.82	54.82	745.28	- 92.64	
911 - <i>Deduct</i> - Recoveries of Overpayments	(-) 7.91	(-) 7.91	(-) 62.39	- 87.32	
Total, ' 2404 '	25,131.21	167.35	25,308.98	35,798.75	- 29.30	
2405 - Fisheries-							
001 - Direction and Administration	0.05	6,083.36	4,984.71	+ 22.04	
101 - Inland Fisheries	39.44	239.64	744.00	1,023.08	3,601.80	- 71.60	
102 - Estuarine/Brackish Water Fisheries	9.36	- 100.00	
103 - Marine Fisheries	19,313.08	537.16	19,850.24	14,687.96	+ 35.15	
109 - Extension and Training	399.39	399.39	362.43	+ 10.20	
120 - Fisheries Co-operatives	161.19	161.19	65.12	+ 147.53	
789 - Special Component Plan for Scheduled Castes	187.08	187.08	968.09	- 80.68	
796 - Tribal Area Sub-Plan	3.36	3.36	549.70	- 99.39	
800 - Other Expenditure	312.13	93.96	406.09	185.74	+ 118.63	
911 - <i>Deduct</i> - Recoveries of Overpayments	(-) 5.44	(-) 5.44	(-) 43.12	- 87.38	
Total, ' 2405 '	26,141.91	494.79	1,471.60	28,108.35	25,371.79	10.79	

STATEMENT No. 15 - DETAILED STATEMENT OF REVENUE EXPENDITURE BY MINOR HEADS - contd...
(Figures in *italics* represent *Charged Expenditure*)

Heads	Actuals for the year 2022-23				Total	Actuals for 2021-22	Percentage Increase (+)/ decrease (-) during the year
	Committed	Scheme					
	State Fund	State Fund	Central Assistance (including CSS/CS)				
1.	2.	3.	4.	5.	6.	7. (₹ in lakh)	
Expenditure Heads (Revenue Account) - contd...							
C - Economic Services- contd...							
(a) - Agriculture and Allied Activities- contd...							
2406 - Forestry and Wild Life-							
01 - Forestry-							
001 - Direction and Administration	18,377.90	18,377.90	16,404.25	+ 12.03	
003 - Education and Training	339.34	1,380.47	1,719.81	649.11	+ 164.95	
070 - Communications and Buildings	2,133.55	1,288.67	3,422.22	1,362.38	+ 151.19	
101 - Forest Conservation, Development and Regeneration	1,20,332.32	29,153.32	1,49,485.64	1,31,834.53	+ 13.39	
102 - Social and Farm Forestry	2,535.94	4,777.18	193.37	7,506.49	4,855.64	+ 54.59	
105 - Forest Produce	16,607.40	1,028.90	17,636.30	14,367.71	+ 22.75	
190 - Assistance to Public Sector and Other Undertakings	341.54	341.54	+ 100.00	
789 - Special Component Plan for Scheduled Castes	53.64	- 100.00	
796 - Tribal Areas Sub-Plan	11.45	558.79	570.24	+ 100.00	
800 - Other Expenditure	1,331.61	13,322.75	14,654.36	6,734.34	+ 117.61	
911 - <i>Deduct</i> - Recoveries of Overpayments	(-) 71.32	(-) 71.32	(-) 40.79	+ 74.85	
Total, '01'	1,61,586.74	51,304.28	752.16	2,13,643.18	1,76,220.81	+ 21.24	
02 - Environmental Forestry and Wild Life-							
110 - Wild Life Preservation	18,379.96	32,564.13	3,263.80	54,207.89	34,092.09	+ 59.00	
112 - Public Gardens	1,228.32	1,228.32	1,077.16	+ 14.03	
789 - Special Component Plan for Scheduled Castes	713.65	713.65	2,004.73	- 64.40	
796 - Tribal Area Sub-Plan	699.24	699.24	2,243.30	- 68.83	
911 - <i>Deduct</i> - Recoveries of Overpayments	(-) 0.49	- 100.00	
Total, '02'	19,608.28	32,564.13	4,676.69	56,849.10	39,416.79	+ 44.23	
04 - Afforestation and Ecology Development-							
101 - National Afforestation and Ecology Development Programme	3.43	- 100.00	
103 - State Compensatory Afforestation	44,868.07	44,868.07	48,750.00	- 7.96	
904 - Deduct Amount met from State Compensatory Afforestation Fund (SCAF)	(-) 44,867.88 (b)	(-) 44,867.88	(-) 48,750.00	- 7.96	
Total, '04'	0.19	0.19	3.43	- 94.46	
Total, ' 2406 '	1,81,195.21	83,868.41	5,428.85	2,70,492.47	2,15,641.03	+ 25.44	
2408 - Food, Storage and Warehousing-							
01 - Food-							
001 - Direction and Administration	0.78	0.78	0.40	+ 95.00	
101 - Procurement and Supply	2,511.72	2,511.72	2,75,276.41	+ 45.11	
102 - Food Subsidies	3,79,274.26 (c)	17,553.09	119.87 }	3,99,458.94	2,75,276.41	+ 45.11	
911 - <i>Deduct</i> - Recoveries of Overpayments	0.16	0.16	+ 100.00	
911 - <i>Deduct</i> - Recoveries of Overpayments	(-) 4.99	(-) 5.19	(-) 10.18	(-) 18.13	- 43.85	
Total, '01'	2,511.72	2,511.72	2,75,258.68	+ 45.12	
Total, ' 2408 '	3,79,270.21	17,547.90	119.87 }	3,99,449.70	2,75,258.68	+ 45.12	
Total, ' 2408 '	3,79,270.21	17,547.90	119.87 }	3,99,449.70	2,75,258.68	+ 45.12	

(b) Represents the expenditure transferred to M.H.8121-129 - State Compensatory Afforestation Fund (SCAF) (Please see Statement No. 21)

(c) Includes ₹ 39.86 lakh contributed to Consumers Protection Fund and Minus ₹ 87.16 lakh on account of expenditure transferred to Consumers Protection Fund (Major Head - 8229-200-Other Development and Welfare Funds) (Please see Statement No. 21)

STATEMENT No. 15 - DETAILED STATEMENT OF REVENUE EXPENDITURE BY MINOR HEADS - *contd..*(Figures in *italics* represent *Charged* Expenditure)

Heads	Actuals for the year 2022-23				Actuals for 2021-22	Percentage Increase (+)/ decrease (-) during the year
	Committed	Scheme		Total		
	State Fund	State Fund	Central Assistance (including CSS/CS)			
1.	2.	3.	4.	5.	6.	7. (₹ in lakh)
Expenditure Heads (Revenue Account) - <i>contd..</i>						
C - Economic Services- <i>contd..</i>						
(a) - Agriculture and Allied Activities- <i>contd..</i>						
2415 - Agricultural Research and Education-						
01 - Crop Husbandry-						
120 - Assistance to Other Institutions	1,29,292.57	24,759.30	1,673.92	1,55,725.79	1,17,412.79	+ 32.63
Total, '01'	1,29,292.57	24,759.30	1,673.92	1,55,725.79	1,17,412.79	+ 32.63
03 - Animal Husbandry-						
120 - Assistance to Other Institutions	931.89	931.89	947.26	- 1.62
Total, '03'	931.89	931.89	947.26	- 1.62
04 - Dairy Development-						
277 - Education	103.89	103.89	87.73	+ 18.42
Total, '04'	103.89	103.89	87.73	+ 18.42
05 - Fisheries-						
120 - Assistance to Other Institutions	2,087.60	2,087.60	1,920.40	+ 8.71
Total, '05'	2,087.60	2,087.60	1,920.40	+ 8.71
06 - Forestry-						
004 - Research	1,346.94	1,346.94	1,132.77	+ 18.91
277 - Education	1,376.44	4,368.08	5,744.52	3,378.43	+ 70.04
Total, '06'	2,723.38	4,368.08	7,091.46	4,511.20	+ 57.20
80 - General-						
120 - Assistance to other Institutions	2,320.52	2,320.52	2,659.93	- 12.76
911 - <i>Deduct</i> - Recoveries of Overpayments	(-) 62.50	(-) 62.50	+ 100.00
Total, '80'	2,320.52	(-) 62.50	2,258.02	2,659.93	- 15.11
Total, ' 2415 '	1,37,459.85	29,064.88	1,673.92	1,68,198.65	1,27,539.31	+ 31.88
2425 - Co-operation-						
001 - Direction and Administration	68,140.35	68,140.35	79,232.71	- 14.00
003 - Training	31.69	35.00	66.69	56.19	+ 18.69

STATEMENT No. 15 - DETAILED STATEMENT OF REVENUE EXPENDITURE BY MINOR HEADS - *contd...*(Figures in *italics* represent *Charged Expenditure*)

Heads	Actuals for the year 2022-23				Total	Actuals for 2021-22	Percentage Increase (+)/ decrease (-) during the year
	Committed	Scheme					
	State Fund	State Fund	Central Assistance (including CSS/CS)				
1.	2.	3.	4.	5.	6.	7. (₹ in lakh)	
Expenditure Heads (Revenue Account) - <i>contd...</i>							
C - Economic Services- <i>contd...</i>							
(a) - Agriculture and Allied Activities- <i>concl.</i>							
2425 - Co-operation- <i>concl.</i>							
101 - Audit of Co-operatives	18,843.10	18,843.10	17,494.83	+ 7.71	
107 - Assistance to Credit Co-operatives	1,011.60	68,287.33	69,298.93	71,235.21	- 2.72	
108 - Assistance to Other Co-operatives	7,065.30	15,854.33	22,919.63	4,996.91	+ 358.68	
195 - Investment in Co-operatives	164.52	1,400.00	9,271.67	10,836.19	2,004.79	+ 440.51	
796 - Tribal Areas Sub-Plan	3,408.50	3,408.50	3,412.50	- 0.12	
800 - Other expenditure	514.87	514.87	374.60	+ 37.45	
911 - <i>Deduct</i> - Recoveries of Overpayments	(-) 5.64	(-) 5.64	(-) 0.68	+ 729.41	
Total, '2425'	95,250.92	89,500.03	9,271.67	1,94,022.62	1,78,807.06	8.51	
2435 - Other Agricultural Programmes							
01 - Marketing and quality control							
199 - Assistance to Other Non-Government Institutions	14.09	- 100.00	
502 - Expenditure awaiting transfer	(-) 14.09	- 100.00	
Total, '01'	
60 - Others							
101 - Scheme for debt relief to farmers	5,58,213.48	5,58,213.48	39,330.88	+ 1319.28	
Total, '60'	5,58,213.48	5,58,213.48	39,330.88	+ 1319.28	
Total, '2435'	5,58,213.48	5,58,213.48	39,330.88	+ 1319.28	
Total, (a)-Agriculture and Allied Activities	2,553.77	26,82,598.12	17,69,803.09	+ 51.58	
(b) Rural Development-	14,08,026.38	9,88,409.78	2,83,608.19				
2501 - Special Programmes for Rural Development-							
01 - Integrated Rural Development Programmes-							
003 - Training	29.30	29.30	39.79	- 26.36	
796 - Tribal Areas Sub-Plan	9,145.21	6,060.14	15,205.35	10,777.87	+ 41.08	
Total, '01'	9,174.51	6,060.14	15,234.65	10,817.66	+ 40.83	

STATEMENT No. 15 - DETAILED STATEMENT OF REVENUE EXPENDITURE BY MINOR HEADS - *contd...*(Figures in *italics* represent *Charged Expenditure*)

Heads	Actuals for the year 2022-23				Total	Actuals for 2021-22	Percentage Increase (+)/ decrease (-) during the year
	Committed	Scheme					
	State Fund	State Fund	Central Assistance (including CSS/CS)				
1.	2.	3.	4.	5.	6.	7. (₹ in lakh)	
Expenditure Heads (Revenue Account) - <i>contd...</i>							
C - Economic Services- <i>contd...</i>							
(b) Rural Development- <i>contd...</i>							
2501 - Special Programmes for Rural Development- <i>concl'd.</i>							
06 - Self Employment Programmes							
101 - Swarnajayanti Gram Swayamrojgar Yojana	324.01	37,858.13	38,182.14	26,309.78	+ 45.13
789 - Special Component Plan for Scheduled Castes	35,432.80	35,432.80	12,510.36	+ 183.23
Total, '06'	324.01	73,290.93	73,614.94	38,820.14	+ 89.63
Total, ' 2501 '	9,498.52	79,351.07	88,849.59	49,637.80	+ 79.00
2505 - Rural Employment-							
02 - Rural Employment Guarantee Scheme							
101 - National Rural Employment Guarantee Scheme	28,500.00	98,040.69	1,26,540.69	1,00,919.98	+ 25.39
Total, '02'	28,500.00	98,040.69	1,26,540.69	1,00,919.98	+ 25.39
60 - Other Programmes-							
101 - Employment Guarantee Scheme	6,956.28	30,042.60	23,824.64	+ 26.10
	23,086.32			
198 - Assistance to Gram Panchayats	36,729.71	36,729.71	21,897.62	+ 67.73
702 - Jawahar Gram Samridhi Yojana	75,046.85	75,046.85	48,218.51	+ 55.64
703 - Million Well Scheme	1,12,570.28	1,12,570.28	56,759.24	+ 98.33
789 - Special Component Plan for Scheduled Castes	71,594.13	71,594.13	5,218.14	+ 1272.02
796 - Tribal Areas Sub-Plan	1,31,791.18	1,31,791.18	23,567.15	+ 459.22
901 - Deduct- Amount met from Employment Guarantee Fund	(-) 6,956.28	(-) 66,772.32 (a)	(-) 26,678.93	+ 150.28
	(-) 59,816.04			
911 - Deduct - Recoveries of Overpayment	(-) 1.06	(-) 1.06	(-) 0.16	+ 562.50
Total, '60'	3,91,001.37	1,52,806.21	+ 155.88
Total, ' 2505 '	(-) 1.07	3,91,002.44	5,17,542.06	2,53,726.19	+ 103.98
2515 - Other Rural Development Programmes-							
003 - Training	103.30	103.30	67.73	+ 52.52
101 - Panchayati Raj	15,882.60	15,882.60	12,190.36	+ 30.29

(a) Represents expenditure transferred to M.H. 8229 - 119 - Employment Guarantee Fund (Please see Statement No. 21)

STATEMENT No. 15 - DETAILED STATEMENT OF REVENUE EXPENDITURE BY MINOR HEADS - *contd...*(Figures in *italics* represent *Charged Expenditure*)

Heads	Actuals for the year 2022-23				Actuals for 2021-22	Percentage Increase (+)/ decrease (-) during the year
	Committed	Scheme		Total		
	State Fund	State Fund	Central Assistance (including CSS/CS)			
1.	2.	3.	4.	5.	6.	7. (₹ in lakh)
Expenditure Heads (Revenue Account) - <i>contd...</i>						
C - Economic Services- <i>contd...</i>						
(b) Rural Development- <i>concl.</i>						
2515 - Other Rural Development Programmes- <i>concl.</i>						
102 - Community Development	5.54	5.54	6.15	- 9.92
104 - District Rural Development Authority	3,449.95	3,449.95	1,336.53	+ 158.13
106 - Provision of Urban Amenities in Rural Areas	9,837.38	9,837.38	+ 100.00
196 - Assistance to Zilla Parishads/District Level panchayats	25,267.20	24,793.70	50,060.90	42,171.99	+ 18.71
197 - Assistance to Block Panchayats/Intermediate level Panchayats	25,309.17	25,309.17	36,102.50	- 29.90
198 - Assistance to Gram Panchayats	3,99,099.15	1,24,108.19	5,23,207.34	3,80,461.68	+ 37.52
800 - Other Expenditure	2,01,295.93	2,01,295.93	1,34,987.51	+ 49.12
911 - <i>Deduct-</i> Recoveries of Overpayment	(-) 339.82	(-) 339.82	(-) 431.77	- 21.30
Total, ' 2515 '	4,49,784.36	3,65,740.60	13,287.33	8,28,812.29	6,06,892.68	+ 36.57
Total, (b) Rural Development	4,49,784.36	4,03,738.05	5,81,681.53	14,35,203.94	9,10,256.67	+ 57.67
(c) Special Areas Programmes-						
2551 - Hill Areas-						
01 - Western Ghats-						
001 - Direction and Administration	90.63	90.63	83.34	+ 8.75
Total, '01'	90.63	90.63	83.34	+ 8.75
Total, ' 2551 '	90.63	90.63	83.34	+ 8.75
Total, (c)-Special Areas Programmes	90.63	90.63	83.34	+ 8.75

STATEMENT No. 15 - DETAILED STATEMENT OF REVENUE EXPENDITURE BY MINOR HEADS - *contd...*(Figures in *italics* represent *Charged Expenditure*)

Heads	Actuals for the year 2022-23				Actuals for 2021-22	Percentage Increase (+)/ decrease (-) during the year
	Committed	Scheme		Total		
	State Fund	State Fund	Central Assistance (including CSS/CS)			
1.	2.	3.	4.	5.	6.	7. (₹ in lakh)
Expenditure Heads (Revenue Account) -contd...						
C - Economic Services- contd...						
(d)- Irrigation and Flood Control- contd...						
2701 - Major and Medium Irrigation- conclud.						
80 - General-						
001 - Direction and Administration	83,901.99	83,901.99	79,915.29	+ 4.99
002 - Data Collection	4,153.18	4,153.18	3,837.08	+ 8.24
003 - Training	799.76	15.22	814.98	1,290.39	- 36.84
004 - Research	2,508.93	11.02	2,519.95	2,052.57	+ 22.77
005 - Survey and Investigation	4,031.39	180.67	4,212.06	3,999.90	+ 5.30
006 - Consultancy	2,637.65	2,637.65	2,190.34	+ 20.42
800 - Other Expenditure	61,344.37	449.12	61,793.49 ^(a)	61,685.65	+ 0.17
911 - <i>Deduct</i> - Recoveries of Overpayments	(-) 225.02	(-) 225.02	(-) 204.63	+ 9.96
Total, '80'	1,59,152.25	656.03	1,59,808.28	1,54,766.59	+ 3.26
Total, ' 2701 '	1,59,152.25	656.03	1,59,808.28	1,54,766.59	+ 3.26
2702 - Minor Irrigation-						
01 - Surface Water-						
102 - Lift Irrigation Schemes	8.00	8.00	10.01	- 20.08
103 - Diversion Schemes	2,152.26	2,152.26	703.50	+ 205.94
104 - Ayacut Development	56.98	56.98	37.70	+ 51.14
196 - Assistance to Zilla Parishads/District level Panchayats	792.34	792.34	702.02	+ 12.87
796 - Tribal Area Sub-Plan	106.39	106.39	167.50	- 36.48
800 - Other Expenditure	43.77	1,583.06	1,626.83	767.24	+ 112.04
Total, '01'	108.75	4,634.05	4,742.80	2,387.97	+ 98.61

^(a) Includes expenditure of ₹ 449.12 lakh on account of Externally Aided Project [Expenditure shown under Column 3]. (Please see Appendix IV)

STATEMENT No. 15 - DETAILED STATEMENT OF REVENUE EXPENDITURE BY MINOR HEADS - *contd...*(Figures in *italics* represent *Charged Expenditure*)

Heads	Actuals for the year 2022-23				Actuals for 2021-22	Percentage Increase (+)/ decrease (-) during the year
	Committed	Scheme		Total		
	State Fund	State Fund	Central Assistance (including CSS/CS)			
1.	2.	3.	4.	5.	6.	7. (₹ in lakh)
Expenditure Heads (Revenue Account) -contd...						
C - Economic Services- contd...						
(d)- Irrigation and Flood Control- contd...						
2702 - Minor Irrigation- conclud.						
02 - Ground Water-						
005 - Investigation	4,783.50	26.92	4,810.42	4,186.36	+ 14.91
911 - <i>Deduct</i> - Recoveries of Overpayments	(-) 0.15	- 100.00
Total, '02'	4,783.50	26.92	4,810.42	4,186.21	+ 14.91
03 - Maintenance-						
101 - Water Tanks	24,323.06	24,323.06
Total, '03'	24,323.06	24,323.06	+ 100.00
80 - General-						
001 - Direction and Administration	1,268.14	1,280.98	588.71	3,137.83	2,698.94	+ 16.26
005 - Investigation	5,142.55	5,142.55	12,005.31	- 57.16
196 - Assistance to Zilla Parishads/District level Panchayats	2,766.91	21,786.59	24,553.50	41,593.11	- 40.97
911 - <i>Deduct</i> - Recoveries of Overpayments	(-) 11.21	(-) 11.21	(-) 12.31	- 8.94
Total, '80'	4,023.84	28,210.12	588.71	32,822.67	56,285.05	- 41.68
Total, ' 2702 '	8,916.09	57,194.15	588.71	66,698.95	62,859.23	+ 6.11
2705 - Command Area Development-						
001 - Direction and Administration	365.10	365.10	303.36	+ 20.35
426 - Command Area Development Authority, Aurangabad	232.21	232.21	213.50	+ 8.76
427 - Command Area Development Authority, Pune	58.49	4.21	62.70	86.01	- 27.10
428 - Command Area Development Authority, Solapur	306.40	306.40	270.83	+ 13.13
430 - Command Area Development Authority, Jalgaon	195.26	195.26	174.83	+ 11.69

STATEMENT No. 15 - DETAILED STATEMENT OF REVENUE EXPENDITURE BY MINOR HEADS - *contd...*(Figures in *italics* represent *Charged Expenditure*)

Heads	Actuals for the year 2022-23				Actuals for 2021-22	Percentage Increase (+)/ decrease (-) during the year
	Committed	Scheme		Total		
	State Fund	State Fund	Central Assistance (including CSS/CS)			
1.	2.	3.	4.	5.	6.	7. (₹ in lakh)
Expenditure Heads (Revenue Account) -contd...						
C - Economic Services- contd..						
(d)- Irrigation and Flood Control- conclud.						
2705 - Command Area Development- conclud.						
434 - Commnd Area Development Authority, Beed	307.28	307.28	274.60	+ 11.90
439 - S.E. Nanded Irrigation Circle, Nanded	345.00	345.00	334.52	+ 3.13
Total, ' 2705 '	1,809.74	4.21	1,813.95	1,657.65	+ 9.43
2711 - Flood Control and Drainage-						
02 - Anti-sea Erosion Projects						
190 - Assistance to Public Sector and Other Undertakings	175.00	175.00 ^(a)	312.00	- 43.91
Total, '02'	175.00	175.00	312.00	- 43.91
03 - Drainage-						
001 - Direction and Administration	1,360.31	1,360.31	1,195.26	+ 13.81
103 - Civil Works (Drainage Projects/schemes)	1,334.89	18.99	1,353.88	1,167.73	+ 15.94
Total, '03'	2,695.20	18.99	2,714.19	2,362.99	+ 14.86
Total, ' 2711 '	2,695.20	193.99	2,889.19	2,674.99	+ 8.01
Total, (d)-Irrigation and Flood Control	1,72,573.28	58,048.38	588.71	2,31,210.37	2,21,958.46	+ 4.17
(e) Energy-						
2801 - Power-						
01 - Hydel Generation-						
001 - Direction and Administration	1,370.38	1,594.85	2,965.23	1,432.39	+ 107.01
800 - Other Expenditure	2,100.93	2,100.93	1,986.33	+ 5.77
911 - <i>Deduct</i> - Recoveries of Overpayments	(-) 0.06	(-) 0.06	+ 100.00
Total, '01'	3,471.31	1,594.79	5,066.10	3,418.72	+ 48.19

STATEMENT No. 15 - DETAILED STATEMENT OF REVENUE EXPENDITURE BY MINOR HEADS - *contd...*(Figures in *italics* represent *Charged* Expenditure)

Heads	Actuals for the year 2022-23				Total	Actuals for 2021-22	Percentage Increase (+)/ decrease (-) during the year
	Committed	Scheme					
	State Fund	State Fund	Central Assistance (including CSS/CS)				
1.	2.	3.	4.	5.	6.	7. (₹ in lakh)	
Expenditure Heads (Revenue Account) -contd...							
C - Economic Services- contd..							
<i>(e) Energy- conclud.</i>							
2801 - Power- conclud.							
05 - Transmission and Distribution							
104 - Development of Power System - National Land	12,21,828.34	12,21,828.34	9,67,697.19	+ 26.26	
199 - Assistance to Other Non - Government Institutions	10,806.44	10,806.44	1,10,000.00	- 90.18	
789 - Special Component Plan for Scheduled Castes	29,695.00	29,695.00	39,286.00	- 24.41	
796 - Tribal Area Sub-Plan	24,942.00	24,942.00	39,279.00	- 36.50	
800 - Other Expenditure	51,689.00	51,689.00	41,461.67	+ 24.67	
Total, '05'	13,38,960.78	13,38,960.78	11,97,723.86	+ 11.79	
80 - General-							
001 - Direction and Administration	73.78	73.78	59.39	+ 24.23	
004 - Research and Development	288.39	400.60	688.99	913.07	- 24.54	
796 - Tribal Area Sub-Plan	3,500.00	3,500.00	600.00	+ 483.33	
800 - Other Expenditure	126.83	126.83	113.16	+ 12.08	
Total, '80'	415.22	4,389.60	1,685.62	+ 160.41	
Total, ' 2801 '	3,886.53	13,44,529.95	12,02,828.20	+ 12.10	
2810 - New and Renewable Energy-							
102 - Renewable Energy for Rural Applications	7,637.70	7,637.70	5,112.00	+ 49.41	
104 - Research and Development	2,059.53	2,059.53	+ 100.00	
105 - Supporting Programme	86.41	86.41	1,609.00	- 94.63	
789 - Special Component Plan for Scheduled Castes	8,000.00	8,000.00	+ 100.00	
796 - Tribal Areas Sub-Plan	5,000.00	5,000.00	750.00	+ 566.67	
800 - Other Expenditure	17,285.84	17,285.84	8,449.43	+ 104.58	
Total, ' 2810 '	40,069.48	40,069.48	15,920.43	+ 151.69	
Total, (e) Energy	3,886.53	13,84,599.43	12,18,748.63	+ 13.93	

STATEMENT No. 15 - DETAILED STATEMENT OF REVENUE EXPENDITURE BY MINOR HEADS - *contd...*(Figures in *italics* represent *Charged Expenditure*)

Heads	Actuals for the year 2022-23				Total	Actuals for 2021-22	Percentage Increase (+)/ decrease (-) during the year
	Committed	Scheme					
	State Fund	State Fund	Central Assistance (including CSS/CS)				
1.	2.	3.	4.	5.	6.	7.	
Expenditure Heads (Revenue Account) -contd...							
C - Economic Services- contd...							
(f) Industry and Minerals-							
2851 - Village and Small Industries-							
001 - Direction and Administration	427.12	105.98	533.10	389.75	+ 36.78	
003 - Training	55.86	55.86	69.00	- 19.04	
102 - Small Scale Industries	2,997.93	31,865.80	34,863.73	18,081.67	+ 92.81	
105 - Khadi and Village Industries	6,292.49	70.50	6,362.99	5,708.27	+ 11.47	
106 - Coir Industries	25.00	- 100.00	
107 - Sericulture Industries	769.41	769.41	72.18	+ 965.96	
110 - Composite Village and Small Industries and Co-operatives	306.50	25,653.47	7,212.26	33,172.23	18,171.50	+ 82.55	
789 - Special Component Plan for Scheduled Castes	3,582.00	3,582.00	1,500.00	+ 138.80	
796 - Tribal Area Sub-Plan	380.00	380.00	137.00	+ 177.37	
800 - Other Expenditure	30.62	30.62	43.58	- 29.74	
911 - <i>Deduct</i> - Recoveries of Overpayment	(-) 0.02	(-) 7.33	(-) 7.35	(-) 0.58	+ 1167.24	
Total, ' 2851 '	10,054.64	62,475.69	7,212.26	79,742.59	44,197.37	+ 80.42	
2852 - Industries-							
80 - General-							
001 - Direction and Administration	1,402.61	1,402.61	2,249.63	- 37.65	
003 - Industrial Education-Research and Training	52.78	52.78	4.97	+ 961.97	
102 - Industrial Productivity	6,01,204.80	977.23	6,02,182.03	5,36,552.03	+ 12.23	
199 - Assistance to Other Non Government Institutions	340.23	340.23	278.71	+ 22.07	
789 - Special Component Plan for Scheduled Castes	1,182.10	1,182.10	1,544.25	- 23.45	
796 - Tribal Areas Sub-Plan	140.00	140.00	+ 100.00	
800 - Other Expenditure	104.80	104.80	111.70	- 6.18	
911 - <i>Deduct</i> - Recoveries of Overpayment	(-) 5.18	(-) 5.18	(-) 0.15	+ 3353.33	
Total, '80'	6,03,047.26	2,352.11	6,05,399.37	5,40,741.14	+ 11.96	
Total, ' 2852 '	6,03,047.26	2,352.11	6,05,399.37	5,40,741.14	+ 11.96	

STATEMENT No. 15 - DETAILED STATEMENT OF REVENUE EXPENDITURE BY MINOR HEADS - *contd...*(Figures in *italics* represent *Charged Expenditure*)

Heads	Actuals for the year 2022-23				Total	Actuals for 2021-22	Percentage Increase (+)/ decrease (-) during the year
	Committed	Scheme					
	State Fund	State Fund	Central Assistance (including CSS/CS)				
1.	2.	3.	4.	5.	6.	7. (₹ in lakh)	
Expenditure Heads (Revenue Account) -contd...							
C - Economic Services- contd...							
(f) Industry and Minerals- conclud.							
2853 - Non-ferrous Mining and Metallurgical Industries-							
02 - Regulation and Development of Mines-							
001 - Direction and Administration	923.32	923.32	892.99	+ 3.40	
004 - Research and Development	14.86	14.86	18.30	- 18.80	
102 - Mineral Exploration	1,799.51	1,799.51	1,570.14	+ 14.61	
Total, '02'	2,737.69	2,737.69	2,481.43	+ 10.33	
Total, ' 2853 '	2,737.69	2,737.69	2,481.43	+ 10.33	
Total, (f)-Industry and Minerals	6,15,839.59	64,827.80	7,212.26	6,87,879.65	5,87,419.94	+ 17.10	
(g) Transport-							
3001 - Indian Railways - Policy Formulation, Direction, Research and Other Miscellaneous Organisations-							
800 - Other Expenditure	96,556.00	96,556.00	65,000.00	+ 48.55	
Total, ' 3001 '	96,556.00	96,556.00	65,000.00	+ 48.55	
3051 - Ports and Light Houses-							
02 - Minor Ports-							
101 - Construction and Repairs	116.28	116.28	465.11	- 75.00	
102 - Port Management	35.05	35.05	30.62	+ 14.47	

STATEMENT No. 15 - DETAILED STATEMENT OF REVENUE EXPENDITURE BY MINOR HEADS - *contd...*(Figures in *italics* represent *Charged* Expenditure)

Heads	Actuals for the year 2022-23				Total	Actuals for 2021-22	Percentage Increase (+)/ decrease (-) during the year
	Committed	Scheme					
	State Fund	State Fund	Central Assistance (including CSS/CS)				
1.	2.	3.	4.	5.	6.	7.	
Expenditure Heads (Revenue Account) -<i>contd...</i>							
C - Economic Services- <i>contd...</i>							
(g) Transport- <i>contd...</i>							
3051 - Ports and Light Houses- <i>concl.</i>							
02 - Minor Ports- <i>concl.</i>							
190 - Assistance to Public Sector and Other Undertakings	2,342.00	5,086.00	7,428.00	9,912.80	- 25.07	
Total, '02'	151.33	2,342.00	5,086.00	7,579.33	10,408.53	- 27.18	
80 - General-							
190 - Assistance to Public Sector and Other undertakings	3,348.07	920.00	4,268.07	5,129.48	- 16.79	
911 - <i>Deduct</i> - Recoveries of Overpayments	(-) 1,332.67	(-) 1,332.67	(-) 315.43	+ 322.49	
Total, '80'	2,015.40	920.00	2,935.40	4,814.05	- 39.02	
Total, ' 3051 '	151.33	4,357.40	6,006.00	10,514.73	15,222.58	- 30.93	
3053 - Civil Aviation-							
02 - Air Ports-							
102 - Aerodromes	211.83	1,050.00	1,261.83	572.05	+ 120.58	
190 - Assistance to Public Sector and Other Undertakings	40,227.95	40,227.95	18,800.00	+ 113.98	
Total, '02'	211.83	41,277.95	41,489.78	19,372.05	+ 114.17	
80 - General-							
003 - Training and Education	66.29	66.29	69.92	- 5.19	
Total, '80'	66.29	66.29	69.92	- 5.19	
Total, ' 3053 '	278.12	41,277.95	41,556.07	19,441.97	+ 113.74	
3054 - Roads and Bridges -							
03 - State Highways -							
102 - Bridges	20,888.70	700.00	21,588.70	61,398.12	- 64.84	
103 - Maintenance and Repairs	3,22,312.63 ^(a)	3,22,312.63	2,28,973.00	+ 40.76	
Total, '03'	3,43,201.33	700.00	3,43,901.33	2,90,371.12	+ 18.44	

(a) Includes ₹ 53,811.30 lakh on account of expenditure transferred to Major Head 8449 - Other Deposits 103 - Subvention from Central Road Fund (Please see Statement No. 21)

STATEMENT No. 15 - DETAILED STATEMENT OF REVENUE EXPENDITURE BY MINOR HEADS - *contd...*(Figures in *italics* represent *Charged Expenditure*)

Heads	Actuals for the year 2022-23			Total	Actuals for 2021-22	Percentage Increase (+)/ decrease (-) during the year
	Committed	Scheme				
	State Fund	State Fund	Central Assistance (including CSS/CS)			
1.	2.	3.	4.	5.	6.	7.
						(₹ in lakh)
Expenditure Heads (Revenue Account) -contd...						
C - Economic Services- contd...						
(g) Transport- contd...						
3054 - Roads and Bridges - conclud.						
04 - District and Other Roads						
196 - Assistance to Zilla Parishads/District level Panchayats	60,163.71	627.56	60,791.27	68,615.11	- 11.40
337 - Road Works	75,800.00	75,800.00	30,799.00	+ 146.11
338 - Pradhan Mantri Gram Sadak Yojna	11,899.93	11,899.93	8,095.19	+ 47.00
796 - Tribal Areas Sub-Plan	9,539.93	9,539.93	26,296.53	- 63.72
800 - Other Expenditure	(-) 10,844.72	88,140.18	77,295.46 (a)	1,08,168.69	- 28.54
Total, '04'	1,37,018.92	98,307.67	2,35,326.59	2,41,974.52	- 2.75
80 - General-						
001 - Direction and Administration	25,447.98	25,447.98	25,816.01	- 1.43
004 - Research and Development	54.81	54.81	+ 100.00
052 - Machinery and Equipment	1,663.26	1,663.26	1,770.38	- 6.05
107 - Railway Safety Works	86,652.49	86,652.49	45,384.00	+ 90.93
190 - Assistance to Public Sector and Other Undertakings	7,000.00	2,18,109.26	2,25,109.26	95,700.00	+ 135.22
797 - Transfers to/from Reserve Fund and Deposit Account	1,08,415.00 (b)	1,08,415.00	39,027.00	+ 177.79
800 - Other Expenditure	5.52	5.52	9.86	- 44.02
911 - Deduct - Recoveries of Overpayments	(-) 827.33	(-) 827.33	(-) 191.65	+ 331.69
Total, '80'	1,41,704.43	3,04,816.56	4,46,520.99	2,07,515.60	+ 115.17
Total, '3054'	6,21,924.68	4,03,824.23	10,25,748.91	7,39,861.24	+ 38.64
3055 - Road Transport						
190 - Assistance to Public Sector and Other Undertakings	29,883.00	29,883.00	26,300.00	+ 13.62
796 - Tribal Areas Sub-Plan	3,500.00	3,500.00	438.77	+ 697.68
Total, '190'	33,383.00	33,383.00	26,738.77	+ 24.85
Total '3055'	33,383.00	33,383.00	26,738.77	+ 24.85

(a) Includes ₹ 54,603.70 lakh on account of expenditure transferred to Major Head 8449 - Other Deposits 103 -Subvention from Central Road Fund (Please see Statement No. 21)

(b) Represents contribution transferred to Major Head 8449-Other Deposits 103- Subvention from Central Road Fund (Please see Statement No. 21)

STATEMENT No. 15 - DETAILED STATEMENT OF REVENUE EXPENDITURE BY MINOR HEADS - *contd...*(Figures in *italics* represent *Charged Expenditure*)

Heads	Actuals for the year 2022-23				Total	Actuals for 2021-22	Percentage Increase (+)/ decrease (-) during the year
	Committed	Scheme					
	State Fund	State Fund	Central Assistance (including CSS/CS)				
1.	2.	3.	4.	5.	6.	7. (₹ in lakh)	
Expenditure Heads (Revenue Account) - <i>contd...</i>							
C - Economic Services- <i>contd...</i>							
(g) Transport- <i>concl.</i>							
3056 - Inland Water Transport-							
190 - Assistance to Public Sector and Other Undertakings	1,499.00	1,499.00	2,706.61	- 44.62	
911 - Deduct - Recoveries of Overpayments	(-) 94.58	(-) 94.58	(-) 27.26	+ 246.96	
Total, ' 3056 '	1,404.42	1,404.42	2,679.35	- 47.58	
Total, (g) Transport	6,22,354.13	5,80,803.00	6,006.00	12,09,163.13	8,68,943.91	+ 39.15	
(i) Science, Technology and Environment-							
3402 - Space Research-							
001 - Direction and Administration	0.72	0.72	1.13	- 36.28	
102 - Space Application	0.53	0.53	7.50	- 92.93	
Total, ' 3402 '	0.72	0.53	1.25	8.63	- 85.52	
3425 - Other Scientific Research-							
60 - Others-							
200 - Assistance to Other Scientific bodies	7,809.98	7,809.98	6,181.81	+ 26.34	
Total ' 60'	7,809.98	7,809.98	6,181.81	+ 26.34	
Total, ' 3425 '	7,809.98	7,809.98	6,181.81	+ 26.34	
3435 - Ecology and Environment-							
04 - Prevention and Control of Pollution-							
103 - Prevention of air and water pollution	61,256.90	7,413.77	68,670.67	22,446.53	+ 205.93	
192 - Assistance to other Non-Government Institution	1,835.00	1,835.00	1,950.00	- 5.90	
911 - Deduct - Recoveries of Overpayments	(-) 10.58	- 100.00	
Total, '04'	63,091.90	7,413.77	70,505.67	24,385.95	+ 189.12	
Total, ' 3435 '	63,091.90	7,413.77	70,505.67	24,385.95	+ 189.12	
Total, (i) Science, Technology and Environment	0.72	70,902.41	7,413.77	78,316.90	30,576.39	+ 156.14	
(j) General Economic Services-							
3451 - Secretariat-Economic Services-							
003 - Training	466.22	466.22	12.19	+ 3724.61	
090 - Secretariat	351.92	
	21,180.20	7,735.65	29,267.77	23,486.04	+ 24.62	

STATEMENT No. 15 - DETAILED STATEMENT OF REVENUE EXPENDITURE BY MINOR HEADS - *contd...*(Figures in *italics* represent *Charged Expenditure*)

Heads	Actuals for the year 2022-23				Total	Actuals for 2021-22	Percentage Increase (+)/ decrease (-) during the year
	Committed	Scheme					
	State Fund	State Fund	Central Assistance (including CSS/CS)				
1.	2.	3.	4.	5.	6.	7.	
						(₹ in lakh)	
Expenditure Heads (Revenue Account) -contd...							
C - Economic Services- contd...							
(j) General Economic Services- contd...							
3451 - Secretariat-Economic Services- conclud.							
192 - Other Offices	44.08	44.08	+ 100.00
101 - Planning Commission/Planning Board	4,754.40	2,10,101.43	2,14,855.83	2,16,536.78	- 0.78
102 - District Planning Machinery	6,424.98	6,424.98	795.46	+ 707.71
911 - <i>Deduct</i> - Recoveries of Overpayments	(-) 72.29	(-) 74.05	(-) 146.34	(-) 24.54	+ 496.33
Total, ' 3451 '		351.92	2,50,912.54	2,40,805.93	+ 4.20
		25,862.31	2,24,698.31			
3452 - Tourism -							
01 - Tourist Infrastructure-							
101 - Tourist Centres	1,02,247.01	1,02,247.01	82,653.44	+ 23.71
190 - Assistance to Public Sector and Other Undertakings
911 - <i>Deduct</i> - Recoveries of Overpayments
Total, '01'	1,02,247.01	1,02,247.01	82,653.44	+ 23.71
80 - General							
001 - Direction and Administration	685.61	685.61	537.21	+ 27.62
104 - Promotion and Publicity	1,787.12	1,787.12	788.82	+ 126.56
911 - <i>Deduct</i> - Recoveries of Overpayments	(-) 1,062.94	(-) 1,062.94	(-) 127.22	+ 735.51
Total, '80'		1,787.12	(-) 377.33	1,409.79	1,198.81	+ 17.60
Total, ' 3452 '		1,787.12	1,01,869.68	1,03,656.80	83,852.25	+ 23.62
3454 - Census, Surveys and Statistics-							
02 - Surveys and Statistics-							
112 - Economic Advice and Statistics	5,762.86	817.30	47.88	6,628.04	5,999.45	+ 10.48
911 - <i>Deduct</i> - Recoveries of Overpayments	(-) 2.45	- 100.00
Total, '02'		5,762.86	817.30	47.88	6,628.04	5,997.00	+ 10.52
Total, ' 3454 '		5,762.86	817.30	47.88	6,628.04	5,997.00	+ 10.52

STATEMENT No. 15 - DETAILED STATEMENT OF REVENUE EXPENDITURE BY MINOR HEADS - *contd...*(Figures in *italics* represent *Charged* Expenditure)

Heads	Actuals for the year 2022-23				Total	Actuals for 2021-22	Percentage Increase (+)/ decrease (-) during the year
	Committed	Scheme					
	State Fund	State Fund	Central Assistance (including CSS/CS)				
1.	2.	3.	4.	5.	6.	7. (₹ in lakh)	
Expenditure Heads (Revenue Account) -contd...							
C - Economic Services- conclud.							
(j) General Economic Services- conclud.							
3475 - Other General Economic Services							
106 - Regulations of Weights and Measures	7,412.58	7,412.58	6,629.18	+ 11.82	
200 - Regulation of Other Business Undertakings	434.23	434.23	402.16	+ 7.97	
800 - Other Expenditure	1.00	1.00	0.98	+ 2.04	
911 - <i>Deduct</i> - Recoveries of Overpayments	(-) 1.30	- 100.00	
Total, ' 3475 '	7,847.81	7,847.81	7,031.02	+ 11.62	
Total, (j) General Economics Services	41,260.10	3,27,385.29	47.88	3,69,045.19	3,37,686.20	+ 9.29	
Total, C-Economic Services-	33,13,815.72	38,78,714.14	8,86,558.34	80,81,993.89	59,45,476.63	+ 35.94	
D - Grants-in-Aid and Contributions-							
3604 - Compensation and Assignments to Local Bodies and Panchayati Raj Institutions-							
101 - Land Revenue	17,935.34	17,935.34	17,079.34	+ 5.01	
102 - Stamp Duty	1,84,100.00	1,84,100.00	1,05,027.78	+ 75.29	
103 - Entertainment Tax	1,548.54	1,548.54	+ 100.00	
106 - Taxes on Vehicles	3.81	3.81	3.89	- 2.06	
108 - Taxes on Professions, Trade, Callings and Employment	39.41	39.41	15.50	+ 154.26	
191 - Assistance to Public Sector & Other Undertaking	24,48,879.00	24,48,879.00	23,00,676.00	+ 6.44	
200 - Other Miscellaneous Compensation and Assignments	1,01,490.00	1,67,494.51	6,35,197.03	1,73,451.96	+ 266.21	
911 - <i>Deduct</i> - Recoveries of Overpayments	(-) 254.02	(-) 254.02	+ 100.00	
Total, ' 3604 '	1,01,493.81	1,67,494.51	32,87,449.11	25,96,254.47	+ 26.62	
	30,18,460.78	1,67,494.51				

STATEMENT No. 15 - DETAILED STATEMENT OF REVENUE EXPENDITURE BY MINOR HEADS - *contd...*(Figures in *italics* represent *Charged Expenditure*)

Heads	Actuals for the year 2022-23				Actuals for 2021-22	Percentage Increase (+)/ decrease (-) during the year
	Committed	Scheme		Total		
	State Fund	State Fund	Central Assistance (including CSS/CS)			
1.	2.	3.	4.	5.	6.	7. (₹ in lakh)
Expenditure Heads (Revenue Account) -concl.						
Total, D-Grants-in-Aid and Contributions	<i>1,01,493.81</i> 30,18,460.78 1,67,494.51	} 32,87,449.11	25,96,254.47	+ 26.62
Total, Expenditure Heads (Revenue Account)	<i>45,06,598.92</i> 2,49,06,156.98	<i>99.80</i> 84,21,925.35 29,26,659.06			
Salaries *				45,66,201.24		
Subsidies *				43,15,078.52		
Grant -in-aid *				1,79,68,478.25 (a)		

* These figures are included in the Total, Expenditure Heads (Revenue Account)

(a) Includes ₹ 4,81,163.66 lakh in respect of Major Head - 3604 - Compensation and Assignments to Local Bodies, PRIs shown separately, therefore differs from figure shown in Statement No. 4B-Expenditure by nature

STATEMENT No. 15 - DETAILED STATEMENT OF REVENUE EXPENDITURE BY MINOR HEADS - *contd..*

EXPLANATORY NOTES

The increase of ₹ 57,92,562.38 lakh in Revenue expenditure from ₹ 34,96,85,89.35 lakh in 2021-22 to ₹ 4,07,61,151.72 lakh in 2022-23 was mainly as under :-

		(₹ in lakh)	
Major Head of Account-		Increase	Main reasons for increase are as under
2202 - General Education	..	11,12,652.18	- Higher allocation of Purposive Grants to Zilla Parishads under Section 182 of the Maharashtra Zilla Parishads and Panchayat Samitis Act, 1961, increase in expenditure on Grants-in aid to Non-Government Junior Colleges and Ordinary Secondary Schools alongwith increased Grants to Non-Government Arts, Science, Commerce and Law Colleges
3604 - Compensation and Assignments to Local Bodies and Panchayati Raj Institutions	..	6,91,194.63	- Mainly due to 100 per cent grants to Village Panchayats for payment of electric bills on account of street lights, higher Assistance to Municipal Corporations for loss of Revenue arising due to Implementation of Goods and Services Tax and increased Grant-in-Aid to Urban Local Bodies besides more Provision for Municipal Corporation against one per cent surcharge on Stamp duty in Municipal Corporation Area on account of replacement of Octroi by Local Body Tax
2435 - Other Agricultural Programmes	..	5,18,882.60	- Owing to increased expenditure for Incentive Benefit Scheme under Mahatma Jotirao Shetkari Karjmuksi Yojana.
2071 - Pensions and Other Retirement Benefits	..	4,59,536.54	- Due to higher expenditure on Death-cum-Retirement Gratuities sanctioned under section II of the New Pension Rules of 1950- For Service after 1st April 1936, Pension for Service after 1st April 1936 in addition to pensionary
3054 - Roads and Bridges	..	2,85,887.67	- Due to increased spending on Repair to Communications in State Sector, higher expenditure incurred on
2505 - Rural Employment	..	2,63,815.87	- The primary reason for the increase in expenditure can be attributed to the enhanced spending on the Pradhan Mantri Awas Yojana. There have been additional grants for wages under the Centrally Sponsored MGNREGS, allowing up to 100 days of work per family. Furthermore, there has been increase in transfer of expenditure to the Employment Guarantee Fund.
2055 - Police	..	2,38,055.01	- Particularly due to increased expenditure on District Police Force, City Police - Establishment, Railway Police,
2215 - Water Supply and Sanitation	..	2,28,173.69	- Mainly due to higher expenditure incurred on Piped Water Supply Schemes-Grants to National Rural Drinking Water Programme, substantial expenditure incurred on implementation of Jal Jeevan Mission and higher allocation of Grants in aids to Zilla Parishads for temporary Measures to alleviate Emergency Drinking Water Scarcity alongwith execution of National Rural Drinking Water programme.

STATEMENT No. 15 - DETAILED STATEMENT OF REVENUE EXPENDITURE BY MINOR HEADS - *contd..*EXPLANATORY NOTES - *contd..*

Major Head of Account-	(₹ in lakh)	Increase	Main reasons for increase are as under
2225 - Welfare of Scheduled Castes, Scheduled Tribes, Other Backward Classes and Minorities	..	2,28,166.51	- Predominantly due to increased expenditure on Shabari Tribal Housing Scheme, Grants-in-aid to voluntary agencies for running Ashramshala, Post Basic Ashramshalas and Ashramshala Complexes. Moreover there has been an enhanced expenditure for Bharatratna Dr. Babasaheb Ambedkar Social Department Scheme, Nucleus Budget for Tribal Areas Sub-Plan and on giving education to students of Scheduled Tribes in renowned English Medium Residential Schools.
2515 - Other Rural Development Programme	..	2,21,919.61	- Due to more payment of Grants-in-aid to Zilla Parishads for Development works in Rural Areas, Grants-in-aid to Zilla Parishads/District Level Panchayats, Gram Panchayat, Panchayat Samitis for various Development Schemes as per the recommendation of XIV Finance Commission, Grants-in-Aid for Development of Pilgrim places in Rural Areas and higher Grants to Village Panchayats for providing Civic Facilities.
2216 - Housing	..	2,21,615.86	- Due to higher expenditure incurred on Housing for all-Grants to Implementing Agencies and enhanced spending on Gharkul Yojana for Scheduled Castes and Nav Boudh People. Moreover additional expenditure was incurred for Repairs to Buildings and Removal and Rehabilitation of Slum Dwellers.
2049 - Interest Payments	..	1,53,111.84	- Mainly due to higher interest paid for Maharashtra State Development Loan, more Interest on Provident Fund of Teaching and Non-Teaching staff of aided Non-Government Vocational Education and Training Institutes, Interest on Defined Contributory Pension Scheme approved and aided Non-Government secondary schools of teaching/non-teaching staff and added expenditure on Maharashtra State Government Employees Group Insurance Scheme.
2801 - Power	..	1,45,299.89	- Largely as a result of higher Concession In Energy Tariff to Industrial Consumers, Textile Consumers, Power loom Consumers and Agriculture Pump Consumers. Higher Grant to Maharashtra State Electricity Distribution Company for Development and System Improvement.
2401 - Crop Husbandry	..	1,32,035.22	- Mainly attributable to more Premium subsidy under Pradhanmantri Crop Insurance Scheme, Chief Minister sustainable agriculture irrigation scheme and additional expenditure incurred on State Sponsored Agricultural Mechanism Scheme. The increase is also because of additional expenses incurred on Establishment Grants to Zilla Parishads and by Divisional and District Agriculture Offices alongwith Special action plan for productivity growth and value chain development of Cotton, Soybean and other oilseed Crops.
2041 - Taxes on Vehicles	..	1,29,829.64	- Particularly due to higher Establishment Charges incurred by Transport Commissioner-Establishment along with increased Expenditure incurred from Road Security Fund and expenses by Regional Offices and more Incentives under Maharashtra Electric Vehicles Policy, 2021.
2408 - Food, Storage and Warehousing	..	1,24,191.02	- Overall can be attributed to higher Subsidy for covering deficit under Centrally Support Price Scheme, Subsidy for covering deficit under National Food Security Scheme and enhanced Subsidy for Covering Deficit for Distribution of Foodgrain in Mumbai City for morfussil Area under National Food Security Scheme for POS Machine.

STATEMENT No. 15 - DETAILED STATEMENT OF REVENUE EXPENDITURE BY MINOR HEADS - *contd...*EXPLANATORY NOTES - *contd...*

Major Head of Account-		(₹ in lakh)	
		Increase	Main reasons for increase are as under
2053 - District Administration	..	1,23,225.61	- Primarily attributable to more expenditure under Grants to Zilla Parishads (Establishment grant) Revised Staffing Pattern Systems, higher Grants for Honorarium and other Allowances to Sarpanch and Members of Village Panchayat, added payment on account of Pensionary Liability and Expenditure connected Election to Village Panchayat and Divisional Village Panchayat Mandal Elections.
2217 - Urban Development	..	1,06,837.19	- Significantly due to increased Assistance to Municipal Corporations/Municipal Councils for Amrut Abhiyan, enhanced provisions for Grants to Municipal Corporations/Municipal Councils in the State under Maharashtra Nagarothan Maha Abhiyan and Additional Central Assistance to Mumbai Urban Transport Project coupled with Improvement of areas other than dalit basti in urban areas.
2205 - Art and Culture	..	71,612.51	- Essentially due to spending on Programs on the occasion of 75th year of Independence and higher Contribution to Library Funds including Assistance to Central, District and Taluka Libraries and for Preservation and Conservation of Art and Culture.
2014 - Administration of Justice	..	70,455.20	- Mainly due to more expenditure on District and Session Judges, higher expenses by Registrar Original Side and Appellate Side as well as expenses related to Establishment of Special Courts for fast disposal of cases related to Women and Children under National Mission for safety of Women together with XIIIth Finance Commission Grants for improving delivery of Justices.
2203 - Technical Education	..	65,927.77	- Largely attributable to increased expenditure on Rajshree Chhatrapati Shahu Maharaj Fees Reimbursement Scheme in tandem with Dr.Panjabrao Deshmukh Hostel Maintenance Scheme and more expenses on Government Polytechnics, Technical and Industrial Schools and Government Engineering and Architectural Colleges (Including Hostels) and Polytechnics.
2852 - Industries	..	64,658.23	- Mainly due to increased Incentive under Package Scheme of Incentives, added Assistance to Western Maharashtra Development Corporation to meet the Expenditure of Pension to employees of Chitli Distillery Limited, additional Expenditure for MAITRI Cell and more Incentives for Scheduled Tribes Entrepreneurs under Special Package Scheme of Incentives.
2406 - Forestry and Wild Life	..	54,851.44	- Due to higher spending on different programs such as Administration and Protection, Establishment of wild animals infirmaries, greater emphasis on Eco-Tourism and Compensation for the Losses due to Wild Animals Attack.
3435 - Ecology and Environment	..	46,119.72	- Particularity to increased Grants-in-aid to Mumbai Municipal Corporation for aesthetic improvements in Greater Mumbai, more spending on Majhi Vasundhara Abhiyan and on Project of Pollution Abatement of River Mula Mutha at Pune.
2415 - Agricultural Research and Education	..	40,659.34	- Mostly attributable to increased Grants-in-aid to various Krishi Vidyapeeths such as Vasanttrao Naik Marathwada Krishi Vidyapeeth, Mahatma Phule Krishi Vidyapeeth, Dr.Punjabrao Deshmukh Krishi Vidyapeeth, Dr. Balasaheb Sawant Konkan Krishi Vidyapeeth and also for Chandrapur Forestry Academy of Administration, Development and Management, Chandrapur.

STATEMENT No. 15 - DETAILED STATEMENT OF REVENUE EXPENDITURE BY MINOR HEADS - *contd..*EXPLANATORY NOTES - *concl.*

Major Head of Account-	Increase	Main reasons for increase are as under
2059 - Public Works	.. 39,440.71	- Essentially due to more expenses incurred on Repairs to buildings, higher Grant in Aid to Zilla Parishad for Repair of Buildings under Section of 182 of the Maharashtra Zilla Parishads and Panchayat Samities Act, 1961 and higher expenditure by various Superintending Engineers of the State.
2501 - Special Programmes for Rural Development	.. 39,211.79	- Significantly higher Financial Assistance to other than Non-Scheduled Castes/Scheduled Tribes beneficiaries under MSRLM and increased Financial Assistance to other than Scheduled Castes/Tribes Beneficiaries under Maharashtra State Rural Livelihoods Mission and increased spending on National Rural Economic Transformation Project.
2851 - Village and Small Industries	.. 35,545.22	- Largely due to increased Capital Subsidy in lieu of interest subsidy to the Textile Projects under the State Textile Policy 2011-17, expenditure incurred on Chief Minister Employment Generation Programmes and higher expenses on Maharashtra State Industrial Cluster Development Programme (MSICDP) and higher allocation for Grant-in-aid to Khadi and Village Industries Board.
Major Head of Account-	Decrease	Main reasons for decrease are as under
2048 - Appropriation to reduction or avoidance of debt	.. 3,50,000.00	- Due to lower expenditure on Sinking Funds for Repayment of Open Market Borrowings.
2210 - Medical and Public Health	.. 92,668.02	- Largely due to decrease in spending on National Rural Health Mission along with less spending on Control of Epidemic, less expenditure on Urban Health and Wellness Centres as well as on Diagnostic Infrastructure Facilities in the Primary Health Institutions (Rural).
2015 - Elections	.. 22,964.37	- Due to less expenditure incurred on Charges for conduct of election to State/Union Territory Legislature as well as lesser Charges for conduct of+ election to Parliament alongwith reduced expenses incurred on Storage and Transport of Electronic Voting Machines.
2052 - Secretariat-General Services	.. 18,997.72	- Mainly due to decreased Grant-in-aid to State Maharashtra Society for implementation of e-Governance Project (Setu) and lower expenditure by Directorate of Information Technology as well as lesser Provision for implementing E-Governance Project.
2404 - Dairy Development	.. 10,489.77	- Significantly lesser expenditure incurred on procurement for Greater Mumbai Milk Scheme, Government Milk Scheme-Udgir, Government Milk Scheme-Beed, Government Milk Scheme-Pune, Government Milk Scheme-Parbhani, Government Milk Scheme-Akola, Government Milk Scheme-Jalna, Government Milk Scheme-Amravati.
3051 - Ports and Light Houses	.. 4,707.85	- Lower expenses incurred as Capital Dredging at ports with lesser Central assistance for construction of Jetty (Sagarmala) and considerable reduction in Recoveries of Overpayments.
3056 - Inland Water Transport	.. 1,274.93	- Particularly due to reduced expenses on Passenger Amenities at Creek Ports.

**ANNEXURE TO STATEMENT NO. 15 DETAILED STATEMENT OF REVENUE EXPENDITURE BY MINOR HEADS
RELEASE OF FUNDS FOR MAJOR SCHEMES**

(₹ in lakh)

Sr.No. / Name of the Scheme	Amount released for all the Schemes as per PFMS Portal (Includes assistance for Capital Expenditure also)	Amount booked under "Major Head 1601-02-101 Central Assistance for State Scheme Expenditure" as per RBI Clearance Memos/ Sanction Orders (includes assistance for Capital Expenditure also)	Expenditure incurred on these schemes (includes Capital Expenditure also)			Deficit (-)/ Excess (+)
			Central Share	State Share	Total	
1	2	3	4	5	6	7
1 Urban Rejuvenation Mission - 500 Cities (9556)	1,14,658.22	1,14,658.22	1,14,919.88	1,32,143.45	2,47,063.33	261.66
2 Indira Gandhi National Old Age Pension Scheme (IGNOAPS) (3163)	13,567.51	13,567.51	22,499.97	22,499.97	8,932.46
3 National Mission on Horticulture (9120)	6,300.00	6,300.00	4,200.00	2,800.00	7,000.00	(-) 2,100.00
4 National Food Security Mission (9140)	7,068.76	7,068.76	6,648.76	4,712.52	11,361.28	(-) 420.00
5 Rashtriya Krishi Vikas Yojana (9145)	48,732.77	48,732.77	47,738.76	31,826.84	79,565.60	(-) 994.00
6 State and UT Grants under PMAY (Urban) (1989)	91,754.53	91,754.53	91,790.65	61,128.40	1,52,919.05	36.12
7 Command Area Development and Water Management (3994)	6,075.12	6,075.12	4,887.72	17,863.47	22,751.19	(-) 1,187.40
8 Samagra Shiksha (3667)	90,000.00	90,000.00	81,100.91	61,605.25	1,42,706.16	(-) 8,899.09
9 National Programme of Mid Day Meals in School (9165)	1,59,240.66	1,59,240.66	1,30,285.86	85,611.15	2,15,897.01	(-) 28,954.80
10 Infrastructure Facilities for Judiciary (9174)	10,000.00	10,000.00	33,857.17	10,009.71	43,866.88	23,857.17
11 National Rural Livelihood Mission (NRLM) (9181)	54,258.51	54,258.51	60,184.05	28,257.23	88,441.28	5,925.54
12 Mahatma Gandhi National Rural Guarantee Programme (9219)	79,932.09	79,932.09	70,902.33	18,468.78	89,371.11	(-) 9,029.75

**ANNEXURE TO STATEMENT NO. 15 DETAILED STATEMENT OF REVENUE EXPENDITURE BY MINOR HEADS *concl.*
RELEASE OF FUNDS FOR MAJOR SCHEMES**

Sr.No. / Name of the Scheme	Amount released for all the Schemes as per PFMS Portal (Includes assistance for Capital Expenditure also)	Amount booked under "Major Head 1601-02-101 Central Assistance for State Scheme Expenditure" as per RBI Clearance Memos/ Sanction Orders (includes assistance for Capital Expenditure also)	Expenditure incurred on these schemes (includes Capital Expenditure also)			Deficit (-)/ Excess (+)
			Central Share	State Share	Total	
1	2	3	4	5	6	7
13 Saksham Anganwadi and Poshan 2 (3975)	1,64,106.64	1,64,106.64	1,87,993.62	1,99,928.35	3,87,921.97	23,886.97
14 Mission for Development of 100 Smart Cities - (9478)	61,216.49	61,216.49	58,800.00	24,750.00	83,550.00	(-) 2,416.49
15 National Health Mission and National Urban Health Mission (4063)	1,50,477.00	1,50,477.00	1,74,569.35	2,17,558.35	3,92,127.70	24,092.35
16 Human Resource in Health and Medical Education (9157)	9,900.00	9,900.00	25,431.00	4,939.50	30,370.50	15,531.00
17 Swachh Bharat Mission (Urban) (9757)	8,375.13	8,375.13	3,020.00	15,999.09	19,019.09	(-) 5,355.13
18 Pradhan Mantri Krishi Sinchayi Yojana - Watershed Development Component (9183)	10,855.00	10,855.00	15,862.36	10,574.91	26,437.27	5,007.36
19 Pradhan Mantri Awas Yojana (PMAY) - Rural -State Component - (9180)	1,67,607.10	1,67,607.10	2,34,601.47	1,56,400.97	3,91,002.44	66,994.37
20 Pradhan Mantri Gram Sadak Yojana - State Component (9179)	74,299.50	74,299.50	74,299.50	65,039.30	1,39,338.80
21 Accelerated Irrigation benefit Programme and National Special Project (3993)	15,527.60	15,527.60	15,074.48	1,68,235.38	1,83,309.86	(-) 453.12
22 Other Schemes*	37,77,523.18	37,77,523.18	4,36,050.11	47,160.26	4,83,210.37	(-) 33,41,473.07
Total :	51,21,475.83	51,21,475.83	18,94,717.95	13,65,012.91	32,59,730.86	(-) 32,26,757.88

* May also refer to Appendix - V for further details

STATEMENT No.16 - DETAILED STATEMENT OF CAPITAL EXPENDITURE BY MINOR HEADS AND SUB HEADS

(Figures in italics represent Charged Expenditure)

Nature of expenditure	Expenditure during 2021-22	Expenditure during 2022-23			Total	Expenditure to end of 2022-23	Percentage Increase (+)/ decrease (-) during the year
		Committed State Fund	State Fund	Scheme Central Assistance (including CSS/CS)			
1.	2.	3.	4.	5.	6.	7.	8.
<i>(₹ in lakh)</i>							
(A) - Capital Account of General Services-							
4055 - Capital Outlay on Police-							
207- State Police 13,339.69	1,636.02	1,100.00	26,924.50	29,660.52	80,154.12	+ 122.35
210- Research, Education and Training	18,823.59
211- Police Housing	60,704.58
800- Other Expenditure							
(i) Share Capital Contribution to Maharashtra State Special Security Corporation	500.00
(ii) Others 16,201.32	24,368.86	1,691.10	26,059.96	2,38,682.57	+ 60.85
901 - Deduct -Receipt and Recoveries on Capital Account (-) 350.19	(-) 16,548.74	- 100.00
Total, '4055'	29,190.82	26,004.88	2,791.10	26,924.50	55,720.48	3,82,316.12	+ 90.88
4058 - Capital Outlay on Stationery and Printing-							
103 - Government Presses 1,482.98	3,183.62	3,183.62	11,051.95	+ 114.68
Total, '4058'	1,482.98	3,183.62	3,183.62	11,051.95	+ 114.68
4059 - Capital Outlay on Public Works-							
01 - Office Buildings-							
001 - Direction and Administration	8,575.55
051 - Construction 1,10,367.92	3,076.28	84,661.53 (*)	36,924.30	1,29,062.10	8,49,222.93	+ 16.94
052 - Machinery and Equipment	689.72
101 - Construction - General Pool Accommodation	1,03,244.27
201 - Acquisition of Land 893.01	1,132.49	1,132.49	6,795.48	+ 26.82
796 - Tribal Areas Sub-Plan 415.00	1,655.00	1,655.00	6,202.71	+ 298.80
800 - Other Expenditure	1,708.21
Total, '01'	1,11,675.93	3,076.28	87,449.02	36,924.30	1,31,849.59	9,76,438.87	+ 18.06

(*) Includes an expenditure of ₹ 546 lakh incurred on payment of grants-in-aid

STATEMENT No.16 - DETAILED STATEMENT OF CAPITAL EXPENDITURE BY MINOR HEADS AND SUB HEADS - *contd..*

Nature of expenditure	Expenditure during 2021-22	(Figures in <i>italics</i> represent <i>Charged</i> Expenditure)			Total	Expenditure to end of 2022-23	Percentage Increase (+) decrease (-) during the year
		Expenditure during 2022-23		Total			
		Committed State Fund	Scheme State Fund				
1.	2.	3.	4.	5.	6.	7.	8.
<i>(₹ in lakh)</i>							
(A) - Capital Account of General Services- <i>concl.</i>							
4059 - Capital Outlay on Public Works- <i>concl.</i>							
80 - General-							
051 - Construction	5,924.01	5,628.02 (*)	5,628.02	32,271.84	- 5.00
789 - Special Component Plan for Scheduled Castes	19,571.74	16,000.00	16,000.00	38,871.74	- 18.25
Total, '80'	25,495.75	21,628.02	21,628.02	71,143.58	- 15.17
Total, '4059'	4,399.99	1,53,477.61	10,47,582.45	+ 11.89
4070 - Capital Outlay on Other Administrative Services -	1,37,171.68	3,076.28	1,09,077.04	36,924.30			
003 - Training -	36.00	36.00	1,197.07	+ 100.00
051 - Construction	762.00	762.00	803.61	+ 100.00
101 - Election	3,451.57	2,458.87	2,458.87	7,485.46	- 28.76
800 - Other Expenditure -	96,824.16	1,37,360.68	1,37,360.68	6,66,808.70	+ 41.87
901 - <i>Deduct</i> -Receipt and Recoveries on Capital Account	(-) 342.96	(-) 342.96	(-) 342.96	+ 100.00
Total, '4070'	1,00,275.73	1,40,274.59	1,40,274.59	6,75,951.88	+ 39.89
Total, A-Capital Account of General Services	2,68,121.21	29,081.16	2,55,326.35	63,848.80	3,52,656.30	21,16,902.40	+ 31.53
(B) - Capital Account of Social Services-							
(a) - Capital Account of Education, Sports, Art and Culture-							
4202 - Capital Outlay on Education, Sports, Art and Culture-							
01 - General Education-							
003 - Training -	148.27
201 - Elementary Education-Buildings	11,963.99	11,963.99	12,016.42	+ 100.00
202 - Secondary Education-Buildings	14,639.34	8,432.93	8,432.93	90,378.87	- 42.40
203 - University and Higher Education-Buildings	2,897.37	6,888.71	6,888.71	26,326.82	+ 137.76
796 - Tribal Areas Sub-Plan	11.85
800 - Other Expenditure	6.00	9.98	9.98	169.53	+ 66.33
Total, '01'	17,542.71	27,295.61	27,295.61	1,29,051.76	+ 55.60
02 - Technical Education-							
103 - Technical Schools	341.20	297.14	297.14	12,968.27	- 12.91
104 - Polytechnic-
World Bank Assisted Project	1,240.48	790.95	790.95	49,350.89	- 36.24
105 - Engineering/Technical Colleges and Institutions- Buildings	1,939.70	3,290.78	3,290.78	57,002.65	+ 69.65

(*) Includes an expenditure of ₹ 312.23 lakh incurred on payment of grants-in-aid

STATEMENT No.16 - DETAILED STATEMENT OF CAPITAL EXPENDITURE BY MINOR HEADS AND SUB HEADS - *contd...*(Figures in *italics* represent *Charged Expenditure*)

Nature of expenditure	Expenditure during 2021-22	Expenditure during 2022-23			Total	Expenditure to end of 2022-23	Percentage Increase (+)/ decrease (-) during the year
		Committed State Fund	State Fund	Scheme Central Assistance (including CSS/CS)			
1.	2.	3.	4.	5.	6.	7.	8.
<i>(₹ in lakh)</i>							
(B) - Capital Account of Social Services- <i>contd...</i>							
<i>(a) - Capital Account of Education, Sports, Art and Culture- <i>contd...</i></i>							
4202 - Capital Outlay on Education, Sports, Art and Culture- <i>contd...</i>							
02 - Technical Education- <i>concl'd.</i>							
796 - Tribal Areas Sub-Plan	1,744.79
800 - Other Expenditure	9,851.51
(i) Schemes for Removal of Regional Imbalance	18,079.69
(ii) Other Expenditure
Total, '800'	27,931.20
Total, '02'	3,521.38	4,378.87	4,378.87	1,48,997.80	+ 24.35
03 - Sports and Youth Services-							
101 - Youth Hostels	223.96
800 - Other Expenditure - Buildings	43,593.41
Total, '03'	43,817.37
04 - Art and Culture							
101 - Fine Arts Education - Buildings	139.82	477.71	477.71	4,980.77	+ 241.66
104 - Archives	41.78
105 - Public Libraries	230.76	1,812.50	1,812.50	2,920.10	+ 685.45
106 - Museums	420.00	420.00	1,205.00	+ 100.00
190 - Investments in Public Sector and Other Undertakings -							
(i) Share Capital Contribution to Maharashtra Sanskritic Vikas Mahamandal, Mumbai	52.98
(ii) Share Capital Contribution to Maharashtra Film, Stage and Cultural Development Corporation Limited, Mumbai	1,229.64
(iii) Share Capital Contribution to Kolhapur Chitranagari Corporation, Kolhapur	200.00	490.00	490.00	3,419.62	+ 145.00

STATEMENT No.16 - DETAILED STATEMENT OF CAPITAL EXPENDITURE BY MINOR HEADS AND SUB HEADS - *contd..*(Figures in *italics* represent *Charged Expenditure*)

Nature of expenditure	Expenditure during 2021-22	Expenditure during 2022-23			Total	Expenditure to end of 2022-23	Percentage Increase (+)/ decrease (-) during the year
		Committed State Fund	State Fund	Scheme Central Assistance (including CSS/CS)			
1.	2.	3.	4.	5.	6.	7.	8.
<i>(₹ in lakh)</i>							
(B) - Capital Account of Social Services- <i>contd..</i>							
<i>(a) - Capital Account of Education, Sports, Art and Culture- <i>concl.</i></i>							
4202 - Capital Outlay on Education, Sports, Art and Culture- <i>concl.</i>							
190 - Investments in Public Sector and Other Undertakings - <i>concl.</i>							
<i>(iv) Other Schemes/Works each costing ₹ 1 Crore and less</i>							
	5.41
Total, '190'	200.00	490.00	490.00	4,707.65	+ 145.00
800 - Other Expenditure-							
<i>(i) Development of Film City by Maharashtra Industrial Development Corporation</i>							
	2.15
<i>(ii) Other Schemes/Works each costing ₹ 1 Crore and less</i>							
	7.40
Total, '800'	9.55
Total, '04'	570.58	3,200.21	3,200.21	13,864.85	+ 460.87
Total, '4202'	21,634.67	34,874.69	34,874.69	3,35,731.78	+ 61.20
Total, (a)-Capital Account of Education, Sports, Art and Culture							
	21,634.67	34,874.69	34,874.69	3,35,731.78	+ 61.20
<i>(b)- Capital Account of Health and Family Welfare-</i>							
4210 - Capital Outlay on Medical and Public Health-							
01 - Urban Health Services-							
102 - Employees State Insurance Scheme- Buildings	4,270.29
108 - Departmental Drug Manufacture	48.55
110 - Hospitals and Dispensaries-Buildings	48,071.60	41,824.84	41,824.84	3,33,315.94	- 12.99
789 - Special Component Plan for Scheduled Castes	2,000.00
796 - Tribal Areas Sub-Plan	1,152.64
800 - Other Expenditure	197.18	160.00	160.00	4,516.17	- 18.86
901 - <i>Deduct</i> -Receipt and Recoveries on Capital Account	(-) 3.08	(-) 5.81	- 100.00
Total, '01'	48,265.70	41,984.84	41,984.84	3,45,297.78	- 13.01

STATEMENT No.16 - DETAILED STATEMENT OF CAPITAL EXPENDITURE BY MINOR HEADS AND SUB HEADS - *contd...*(Figures in *italics* represent *Charged Expenditure*)

Nature of expenditure	Expenditure during 2021-22	Expenditure during 2022-23			Total	Expenditure to end of 2022-23	Percentage Increase (+)/ decrease (-) during the year
		Committed State Fund	State Fund	Scheme Central Assistance (including CSS/CS)			
1.	2.	3.	4.	5.	6.	7.	8.
<i>(₹ in lakh)</i>							
(B) - Capital Account of Social Services- <i>contd...</i>							
<i>(b)- Capital Account of Health and Family Welfare- <i>contd...</i></i>							
4210 - Capital Outlay on Medical and Public Health- <i>contd...</i>							
02 - Rural Health Services-							
101 - Health Sub-Centres	0.19
102 - Subsidiary Health Centres	30.55
103 - Primary Health Centres	221.63
104 - Community Health Centre	7,822.14	6,402.00	6,402.00	61,467.74	- 18.16
110 - Hospitals and Dispensaries-Buildings	2,705.04	360.89	360.89	4,722.59	- 86.66
796 - Tribal Areas Sub-Plan	11,491.51
800 - Other Expenditure	0.08	434.15	- 100.00
901 - <i>Deduct</i> -Receipt and Recoveries on Capital Account
	(-) 23.50
Total, '02'	10,527.26	6,762.89	6,762.89	78,344.86	- 35.76
03 - Medical Education, Training and Research-							
101 - Ayurveda - Buildings	1,959.22	6,136.43	6,136.43	15,909.64	+ 213.21
105 - Allopathy - Buildings	97,541.71	78,794.72	30,343.93	6,63,557.59	+ 11.89
901 - <i>Deduct</i> -Receipt and Recoveries on Capital Account	(-) 2.61	(-) 2,359.70	+ 100.00
Total, '03'	99,500.93	84,928.54	30,343.93	1,15,272.47	6,77,107.53	+ 15.85
04 - Public Health-							
107 - Public Health Laboratories-Buildings	869.96	6,042.54 #	15,419.50	+ 594.58
200 - Other Programmes	898.30	1,394.70	54,610.84	+ 55.26
800 - Other Expenditure							
<i>(i)</i> Schemes for Removal of Regional Imbalance	3,758.61
<i>(ii)</i> Other Expenditure	936.64	1,890.00	10,828.68	+ 101.79
Total, '800'	936.64	1,890.00	1,890.00	14,587.29	+ 101.79
901 - <i>Deduct</i> -Receipt and Recoveries on Capital Account	(-) 0.06	(-) 2.67
Total, '04'	2,704.90	3,284.64	6,042.54	9,327.18	84,614.96	+ 244.83

Includes an expenditure of ₹ 1,468.62 lakhs incurred on payment of grants-in-aid

STATEMENT No.16 - DETAILED STATEMENT OF CAPITAL EXPENDITURE BY MINOR HEADS AND SUB HEADS - *contd..*

Nature of expenditure	Expenditure during 2021-22	Expenditure during 2022-23				Expenditure to end of 2022-23	Percentage Increase (+)/ decrease (-) during the year
		Committed	Scheme		Total		
		State Fund	State Fund	Central Assistance (including CSS/CS)			
1.	2.	3.	4.	5.	6.	7.	8.
<i>(Figures in italics represent Charged Expenditure)</i>							
<i>(₹ in lakh)</i>							
(B) - Capital Account of Social Services- <i>contd..</i>							
<i>(b)- Capital Account of Health and Family Welfare- conclud.</i>							
4210 - Capital Outlay on Medical and Public Health- conclud.							
<i>80 - General-</i>							
190 - Investments in Public Sector and Other Undertakings- Investments in Share Capital of Haffkine Bio-Pharmaceutical Corporation Limited	870.68
800 - Other Expenditure	...	675.78	852.65	14,156.91	+ 26.17
901 - <i>Deduct</i> -Receipt and Recoveries on Capital Account	...	(-) 448.91	(-) 1,782.65	(-) 2,333.65	+ 297.11
		Total, '80'	(-) 930.00	(-) 930.00	- 509.93
		Total, '4210'	1,36,030.91	36,386.47	1,72,417.38	+ 6.94
4211 - Capital Outlay on Family Welfare-							
102 - Urban Family Welfare Services- Construction of main Family Welfare Centre blocks with residential quarters- buildings	307.77
		Total, '4211'	307.77
		Total, (b)-Capital Account of Health and Family Welfare	1,36,030.91	36,386.47	1,72,417.38	+ 6.94
<i>(c) - Capital Account of Water Supply, Sanitation, Housing and Urban Development-</i>							
4215 - Capital Outlay on Water Supply and Sanitation-							
<i>01 - Water Supply-</i>							
101 - Urban Water Supply -							
<i>(i) Bhatsai Project</i>							
Water Supply to Greater Bombay	15,591.63

STATEMENT No.16 - DETAILED STATEMENT OF CAPITAL EXPENDITURE BY MINOR HEADS AND SUB HEADS - *contd..*(Figures in *italics* represent *Charged* Expenditure)

Nature of expenditure	Expenditure during 2021-22	Expenditure during 2022-23			Total	Expenditure to end of 2022-23	Percentage Increase (+) decrease (-) during the year
		Committed State Fund	State Fund	Scheme Central Assistance (including CSS/CS)			
1.	2.	3.	4.	5.	6.	7.	8.
<i>(₹ in lakh)</i>							
(B) - Capital Account of Social Services- <i>contd..</i>							
<i>(c) - Capital Account of Water Supply, Sanitation, Housing and Urban Development- <i>contd..</i></i>							
4215 - Capital Outlay on Water Supply and Sanitation- <i>concl.</i>							
01 - Water Supply- <i>concl.</i>							
101 - Urban Water Supply - <i>concl.</i>							
<i>(ii)</i> Water Supply Schemes for the Tarapur Atomic Power Station	1,406.67
<i>(iii)</i> Works/Project having no expenditure during last five years (10 Schemes)	1,873.80
<i>(iv)</i> Other Schemes/Works each costing ₹ 5 Crore and less	2,158.31
Total, '101'	21,030.41
102 - Rural Water Supply-							
Jal Jeewan Mission	17,746.00	17,746.00	17,746.00	+ 100.00
Total, '102'	17,746.00	17,746.00	17,746.00	+ 100.00
190 - Investments in Public Sector and Other Undertakings-							
<i>(i)</i> Share capital contribution to Maharashtra Jeevan Pradhikaran	2,27,679.99
Total, '01'	17,746.00	17,746.00	2,66,456.40	+ 100.00
02 - Sewerage and Sanitation-							
101 - Urban Sanitation Services-							
Public Health and Sanitation Programmes	133.97
106 - Sewerage Services-							
Other Schemes/Works each costing ₹ 5 Crore and less	48.89
Total, '106'	48.89
Total, '02'	182.86
Total, '4215'	17,746.00	17,746.00	2,66,639.26	+ 100.00

STATEMENT No.16 - DETAILED STATEMENT OF CAPITAL EXPENDITURE BY MINOR HEADS AND SUB HEADS - *contd...*

Nature of expenditure	Expenditure during 2021-22	(Figures in <i>italics</i> represent <i>Charged Expenditure</i>)				Expenditure to end of 2022-23	Percentage Increase (+)/ decrease (-) during the year	
		Committed		Expenditure during 2022-23				
		State Fund	State Fund	Scheme	Total			
1.	2.	3.	4.	5.	6.	7.	8.	
<i>(₹ in lakh)</i>								
(B) - Capital Account of Social Services- <i>contd...</i>								
(c) - Capital Account of Water Supply, Sanitation, Housing and Urban Development- <i>contd...</i>								
4216 - Capital Outlay on Housing-								
01 - Government Residential Buildings-								
051 - Construction	1,221.42	1,221.42	1,535.34	+ 100.00
106 - General Pool Accommodation- Construction	15,189.01	23,025.51	23,025.51	1,20,511.55	+ 51.59
107 - Police Housing	6,012.65
700 - Other Housing Schemes	4,511.71	6,999.00	6,999.00	44,432.90	+ 55.13
Total, '01'	19,700.72	24,246.93	6,999.00	31,245.93	1,72,492.44	+ 58.60
02 - Urban Housing-								
190 - Investments in Public Sector and Other Undertakings- Share Capital Contribution to Maharashtra State Police Housing and Welfare Corporation Limited, Mumbai	795.21
800 - Other Expenditure Works/Project having no expenditure during last five years (3 Schemes)	34.52
Total, '02'	829.73
80 - General-								
190 - Investments in Public Sector and Other Undertakings - Shivshahi Purnavasan Prkalp, Mumbai	11,500.00
201 - Investment in Housing Boards - Maharashtra State Housing Corporation Limited, Pune	1.00
797 - Transfer to/from Reserve Fund/ Deposit Accounts- Bombay Building Repairs and Reconstruction Board Fund	(-) 1,271.47

STATEMENT No.16 - DETAILED STATEMENT OF CAPITAL EXPENDITURE BY MINOR HEADS AND SUB HEADS - *contd..*(Figures in *italics* represent *Charged Expenditure*)

Nature of expenditure	Expenditure during 2021-22	Expenditure during 2022-23			Total	Expenditure to end of 2022-23	Percentage Increase (+)/ decrease (-) during the year
		Committed State Fund	State Fund	Scheme Central Assistance (including CSS/CS)			
1.	2.	3.	4.	5.	6.	7.	8.
<i>(₹ in lakh)</i>							
(B) - Capital Account of Social Services- <i>contd..</i>							
<i>(c) - Capital Account of Water Supply, Sanitation, Housing and Urban Development- <i>contd..</i></i>							
4216 - Capital Outlay on Housing- <i>concl.</i>							
<i>80 - General- <i>concl.</i></i>							
800 - Other Expenditure-							
<i>(i) Works executed by the Chief Executive Officer, Bombay Building Repairs and Reconstruction Board</i>							
..	1,271.47
<i>(ii) Housing Co-operatives</i>							
..	32.50
Total, '800'	1,303.97
Total, '80'	11,533.50
Total, '4216'	19,700.72	24,246.93	6,999.00	31,245.93	+ 58.60
4217 - Capital Outlay on Urban Development-							
<i>01 - State Capital Development-</i>							
001 - Direction and Administration							
.. ..	3.94	368.68	- 100.00
050 - Land							
..	14,655.23
051 - Construction							
..	71,000.00	71,000.00	76,399.78	+ 100.00
052 - Machinery and Equipment							
..	52.30
190 - Investment in Public Sector and Other Undertakings-							
Investment in Share Capital of City and Industrial Development Corporation Limited, Mumbai (CIDCO)							
..	395.00
799 - Suspense							
..	3.62
800 - Other Expenditure							
..	2,124.61
Total, '01'	3.94	71,000.00	71,000.00	+ 1801930.46
<i>03 - Integrated Development of Small and Medium Towns -</i>							
191 - Assistance to Municipal Corporation							
..	1,989.84
Total, '03'	1,989.84
<i>04 - Slum Area Improvement-</i>							
051 - Construction-							
Slum Improvement Fund Works							
..	377.63

STATEMENT No.16 - DETAILED STATEMENT OF CAPITAL EXPENDITURE BY MINOR HEADS AND SUB HEADS - *contd...*(Figures in *italics* represent *Charged Expenditure*)

Nature of expenditure	Expenditure during 2021-22	Expenditure during 2022-23			Total	Expenditure to end of 2022-23	Percentage Increase (+)/ decrease (-) during the year
		Committed State Fund	State Fund	Scheme Central Assistance (including CSS/CS)			
1.	2.	3.	4.	5.	6.	7.	8.
<i>(₹ in lakh)</i>							
(B) - Capital Account of Social Services- <i>contd...</i>							
<i>(c) Capital Account of Water Supply, Sanitation, Housing and Urban Development- <i>concl.</i></i>							
4217 - Capital Outlay on Urban Development- <i>concl.</i>							
04 - Slum Area Improvement- <i>concl.</i>							
797 - Transfer to/from Reserve Funds/ Deposits Accounts- Slum Improvement Fund	(-) 69.47
Total, '04'	308.16
60 - Other Urban Development Schemes-							
190- Investments in Public Sector and Other Undertakings - Assistance to Local Bodies, Corporation, etc. -							
(i) Development of Pimpri - Chinchwad Township	1.42
(ii) Stamp Duty surcharge to Metro Rail Projects	1,00,000.00	1,00,000.00	1,00,000.00	+ 100.00
Total, '60'	1,00,000.00	1,00,000.00	1,00,001.42	+ 100.00
80 - General-							
190- Investments in Public Sector and Other Undertakings -							
(i) Equity to State Government for Nagpur Metro Railway Project	16,395.00	1,218.75	1,218.75	1,11,400.00	- 92.57
(ii) Equity to State Government for Pune Metro Railway Project	15,200.00	11,398.27	11,398.27	1,31,000.00	- 25.01
Total, '190'	31,595.00	12,617.02	12,617.02	2,42,400.00	- 60.07
191 - Assistance to Municipal Corporation	30,000.00	2,24,806.12 (a)	2,24,806.12	6,12,834.46	+ 649.35
192 - Assistance to Municipalities/Municipal Councils	31,780.00	96,958.61 (a)	96,958.61	5,56,158.00	+ 205.09
901 - <i>Deduct</i> -Receipt and Recoveries on Capital Account	(-) 484.96	(-) 484.96	(-) 484.96	+ 100.00
Total, '80'	93,375.00	3,33,896.79	3,33,896.79	14,10,907.50	+ 257.59
Total, '4217'	93,378.94	1,00,000.00	4,04,896.79	5,04,896.79	16,07,206.14	+ 440.70
Total, (c) Capital Account of Water Supply, Sanitation, Housing and Urban Development	1,13,079.66	1,00,000.00	4,46,889.72	6,999.00	5,53,888.72	20,58,701.07	+ 389.82

(a) Represents expenditure incurred on account of grant-in-aid

STATEMENT No.16 - DETAILED STATEMENT OF CAPITAL EXPENDITURE BY MINOR HEADS AND SUB HEADS - *contd..*

Nature of expenditure	Expenditure during 2021-22	(Figures in <i>italics</i> represent <i>Charged</i> Expenditure)				Total	Expenditure to end of 2022-23	Percentage Increase (+)/ decrease (-) during the year
		Committed		Expenditure during 2022-23				
		State Fund		State Fund	Scheme Central Assistance (including CSS/CS)			
1.	2.	3.	4.	5.	6.	7.	8.	
<i>(₹ in lakh)</i>								
(B) - Capital Account of Social Services- <i>contd..</i>								
<i>(d) Capital Account of Information and Broadcasting-</i>								
4220 - Capital Outlay on Information and Publicity-								
60 - Others-								
052 - Machinery and Equipments	11.07
Total, '4220'	11.07
<i>Total, (d)-Capital Account of Information and Broadcasting</i>								
	11.07
<i>(e)- Capital Account of Welfare of Scheduled Castes, Scheduled Tribes and Other Backward Classes</i>								
4225 - Capital Outlay on Welfare of Scheduled Castes, Scheduled Tribes, Other Backward Classes and Minorities								
01 - Welfare of Scheduled Castes-								
190 - Investment in Public Sector and Other Undertakings -								
<i>(i) Share Capital Contribution to Lok Shahir Annabhau Sathe Mahamandal, Mumbai</i>	...	8,824.00	7,000.00	7,000.00	55,436.85	- 20.67
<i>(ii) Share Capital Contribution to Mahatma Phule Backward Class Development Corporation Limited, Mumbai</i>	5,600.00	5,600.00	63,089.02	+ 100.00
<i>(iii) Share Capital Contribution to Leather Industries Development Corporation of Maharashtra, Mumbai</i>	840.00	840.00	30,939.70	+ 100.00
<i>(iv) Share Capital Contribution to Scheduled Castes Co-operatives</i>	...	896.69	600.00	600.00	57,159.73	- 33.09
<i>(v) Construction of Dr. Babasaheb Ambedkar Samajik Nyay Bhavan</i>	22,387.68
Total, '190'	..	9,720.69	14,040.00	14,040.00	2,29,012.98	+ 44.43
277 - Education	...	3,921.92	11,036.00	11,036.00	2,38,737.06	+ 181.39
789 - Scheduled Castes Sub Plan	...	7,877.45	15,597.86	15,597.86	50,874.82	+ 98.01
800 - Other Expenditure								
Other Schemes/Works each costing ₹ 1 Crore and less	403.74	403.74	12,425.37	+ 100.00
901 - <i>Deduct</i> -Receipt and Recoveries on Capital Account	...	(-) 0.04	(-) 301.08
Total, '01'	..	21,520.02	41,077.60	41,077.60	5,30,749.15	+ 90.88

STATEMENT No.16 - DETAILED STATEMENT OF CAPITAL EXPENDITURE BY MINOR HEADS AND SUB HEADS - *contd..*

Nature of expenditure	Expenditure during 2021-22	(Figures in <i>italics</i> represent <i>Charged</i> Expenditure)				Total	Expenditure to end of 2022-23	Percentage Increase (+)/ decrease (-) during the year
		Committed		Expenditure during 2022-23				
		State Fund		State Fund	Central Assistance (including CSS/CS)			
1.	2.	3.	4.	5.	6.	7.	8.	
<i>(₹ in lakh)</i>								
(B) - Capital Account of Social Services- <i>contd..</i>								
<i>(e)- Capital Account of Welfare of Scheduled Castes, Scheduled Tribes, Other Backward Classes - <i>concl.</i></i>								
4225 - Capital Outlay on Welfare of Scheduled Castes, Scheduled Tribes, Other Backward Classes and Minorities - <i>concl.</i>								
02 - Welfare of Scheduled Tribes-								
277 - Education	2,466.66	
796 - Tribal Areas Sub-Plan - Buildings	54,496.94	86,425.34	86,425.34	6,08,265.42	+ 58.59	
800 - Other Expenditure	11,574.91	
901 - <i>Deduct</i> -Receipt and Recoveries on Capital Account	(-) 0.03	(-) 0.03	(-) 263.70	+ 100.00	
Total, '02' ...	54,496.94	86,425.31	86,425.31	6,22,043.29	+ 58.59	
03 - Welfare of Backward Classes								
190 - Investment in Public Sector and Other Undertakings -								
<i>(i) Share Capital Contribution to Vasantrao Naik Vimukta Jatis/Nomadic Tribes Development Corporation, Mumbai</i>								
....	52.00	52.00	19,987.00	+ 100.00	
<i>(ii) Share Capital Contribution to Maharashtra State Other Backward Class Finance and Development Corporation</i>								
....	5,500.00	350.00	350.00	22,304.15	- 93.64	
283 - Housing-Buildings	2,094.05	
800 - Other Expenditure	1,339.56	
901 - <i>Deduct</i> -Receipt and Recoveries on Capital Account	(-) 29.53	
Total, '03' ...	5,500.00	402.00	402.00	45,695.23	- 92.69	
Total, '4225' ...	81,516.96	1,27,904.91	1,27,904.91	11,98,487.67	+ 56.91	
Total, (e) Capital Account of Welfare of Scheduled Castes, Scheduled Tribes and Other Backward Classes ...	81,516.96	1,27,904.91	1,27,904.91	11,98,487.67	+ 56.91	

STATEMENT No.16 - DETAILED STATEMENT OF CAPITAL EXPENDITURE BY MINOR HEADS AND SUB HEADS - *contd...*(Figures in *italics* represent *Charged Expenditure*)

Nature of expenditure	Expenditure during 2021-22	Expenditure during 2022-23			Total	Expenditure to end of 2022-23	Percentage Increase (+)/ decrease (-) during the year
		Committed State Fund	State Fund	Scheme Central Assistance (including CSS/CS)			
1.	2.	3.	4.	5.	6.	7.	8.
<i>(₹ in lakh)</i>							
(B) - Capital Account of Social Services- <i>contd...</i>							
(g) Capital Account of Social Welfare and Nutrition-							
4235 - Capital Outlay on Social Security and Welfare-							
01 - Rehabilitation-							
140 - Rehabilitation of Repatriates from other countries- Works relating to relief rehabilitation of new migrant from erstwhile East Pakistan	60.09
201 - Other Rehabilitation Schemes							
(i) Acquisition of lands in benefited zone in Irrigation for Resettlement of Project Affected Persons	5,382.67
(ii) Housing scheme for displaced persons	72.14
(iii) Other Rehabilitation Schemes	765.55	2,731.25	+ 298.43
(iv) Recoveries on Capital Account Recoveries on account of occupancy prices	(-) 288.51	(-) 1.51	(-) 290.02	+ 100.00
901 - <i>Deduct</i> -Receipt and Recoveries on Capital Account	(-) 5,232.38
Total, '01'	765.55	2,723.75	+ 147.49
	...	192.14	(-) 288.51	(-) 1.51	475.53
02 - Social Welfare-							
102 - Child Welfare	428.08	2,698.03	+ 100.00
103 - Women's Welfare	...	106.32	912.25	- 100.00
190 - Investment in Public Sector and Other Undertakings-							
(i) Share Capital Contribution to Maharashtra State Handicapped Finance & Development Corporation Limited	5,700.00	10,451.76	+ 100.00
(ii) Share Capital Contribution to Maulana Azad Minorities Financial Development Corporation	...	6,000.00	2,500.00	52,705.10	- 58.33
(iii) Share Capital Contribution to National Minorities Development & Finance Corporation	...	30.00	50.00	1,632.75	+ 66.67
(iv) Share Capital Contribution to Maharashtra Ex-Servicemen Corporation Limited, Pune	1,005.00

STATEMENT No.16 - DETAILED STATEMENT OF CAPITAL EXPENDITURE BY MINOR HEADS AND SUB HEADS - *contd..*

Nature of expenditure	Expenditure during 2021-22	(Figures in <i>italics</i> represent <i>Charged</i> Expenditure)				Total	Expenditure to end of 2022-23	Percentage Increase (+)/ decrease (-) during the year
		Committed		Expenditure during 2022-23				
		State Fund		State Fund	Central Assistance (including CSS/CS)			
1.	2.	3.	4.	5.	6.	7.	8.	
<i>(₹ in lakh)</i>								
(B) - Capital Account of Social Services- <i>contd..</i>								
<i>(g) Capital Account of Social Welfare and Nutrition- <i>contd..</i></i>								
4235 - Capital Outlay on Social Security and Welfare- <i>concl.</i>								
<i>02 - Social Welfare- <i>concl.</i></i>								
800 - Other Expenditure-								
Purchase of Flats in Mumbai	68.28	
Total, '02'	6,136.32	8,678.08	8,678.08	69,473.17	+ 41.42	
60 - Other Social Security and Welfare Programmes -								
796 - Tribal Areas Sub-Plan								
....	518.68	
800 - Other Expenditure-								
<i>(i) Buildings</i>								
....	1,549.75	
<i>(ii) Vidharbha Mills Berar Limited-Achalpur (Unemployment Relief Scheme)</i>								
....	92.82	
<i>(iii) Edward Textile Mills-Mumbai (Unemployment Relief Scheme)</i>								
....	89.45	
<i>(iv) Kaiser-I-Hind Mills -Mumbai (Unemployment Relief Scheme)</i>								
....	187.79	
<i>(v) Other Schemes each costing ₹ 1 Crore and less</i>								
....	25.12	
Total, '800'	1,944.93	
Total, '60'	2,463.61	
80 - General-								
190 - Investment in Public Sector and Other Undertakings-								
Share Capital Contribution to Mahila Arthik Vikas Mahamandal Limited, Mumbai								
....	13.63	352.35	- 100.00	
Total, '80'	13.63	352.35	- 100.00	
901 - <i>Deduct</i> - Receipts and Recoveries on Capital Account								
....	(-) 308.92	
Total, '4235'	765.55	
....	6,342.09	(-) 288.51	8,676.57	9,153.61	74,703.96	+ 44.33	

STATEMENT No.16 - DETAILED STATEMENT OF CAPITAL EXPENDITURE BY MINOR HEADS AND SUB HEADS - *contd..*

Nature of expenditure	Expenditure during 2021-22	(Figures in <i>italics</i> represent <i>Charged</i> Expenditure)			Total	Expenditure to end of 2022-23	Percentage Increase (+) decrease (-) during the year
		Committed	Expenditure during 2022-23				
		State Fund	State Fund	Central Assistance (including CSS/CS)			
1.	2.	3.	4.	5.	6.	7.	8.
<i>(₹ in lakh)</i>							
(B) - Capital Account of Social Services- <i>contd..</i>							
(g) Capital Account of Social Welfare and Nutrition- <i>concl.</i>							
4236 Capital Outlay on Nutrition-							
02 - Distribution of Nutritious Foods and Beverages-							
800 - Other Expenditure-	1,570.00
Total, '02'	1,570.00
80 - General-							
800 - Other Expenditure-	14,888.05
Total, '80'	14,888.05
Total, '4236'	16,458.05
		765.55
Total, (g) Capital Account of Social Welfare and Nutrition	6,342.09	(-) 288.51	8,676.57	29.89	9,153.61	91,162.01	+ 44.33
(h) Capital Account of Other Social Services-							
4250 - Capital Outlay on Other Social Services							
101 - Natural Calamities	1,47,658.18
190 - Investment in Public Sector and Other Undertakings-							
Share Capital Contribution to Annasaheb Patil Economically Backward Class Development Corporation	20,000.00	8,000.00	8,000.00	40,885.45	- 60.00
201 - Labour-							
(i) Labour Co-operatives	15,269.83
(ii) Craftsman Training- Buildings	691.69	575.00	575.00	49,393.67	- 16.87
(iii) Labour Department- Buildings	3,717.81	6,575.41	29.89	6,605.30	61,321.10	+ 77.67
Total, '201'	4,409.50	7,150.41	29.89	7,180.30	1,25,984.60	+ 62.84
203 - Employment							
(i) Capital Contribution to the Maulana Azad Minorities Financial Development Corporation	4,064.00
(ii) Share Capital to National Minority Development and Finance Corporation	1,090.00
(iii) Other Schemes/Works each costing ₹ 1 Crore and less	832.55
Total, '203'	5,986.55

STATEMENT No.16 - DETAILED STATEMENT OF CAPITAL EXPENDITURE BY MINOR HEADS AND SUB HEADS - *contd...*(Figures in *italics* represent *Charged Expenditure*)

Nature of expenditure	Expenditure during 2021-22	Expenditure during 2022-23			Total	Expenditure to end of 2022-23	Percentage Increase (+)/ decrease (-) during the year
		Committed State Fund	State Fund	Scheme Central Assistance (including CSS/CS)			
1.	2.	3.	4.	5.	6.	7.	8.
<i>(₹ in lakh)</i>							
(B) - Capital Account of Social Services- <i>concl.</i>							
<i>(h) Capital Account of Other Social Services- <i>concl.</i></i>							
4250 - Capital Outlay on Other Social Services - <i>concl.</i>							
796 - Tribal Areas Sub-Plan	21,832.21
901 - <i>Deduct</i> - Receipts and Recoveries on Capital Account	(-) 51.87
Total, '4250'	24,409.50	15,150.41	29.89	15,180.30	3,42,295.12	- 37.81
Total, (h) Capital Account of Other Social Services	24,409.50	15,150.41	29.89	15,180.30	3,42,295.12	- 37.81
Total, B - Capital Account of Social Services	765.55
	4,08,208.54	99,711.49	7,69,527.21	43,415.36	9,13,419.61	52,24,755.56	+ 123.76
(C) - Capital Account of Economic Services-							
<i>(a)- Capital Account of Agriculture and Allied Activities-</i>							
4401 - Capital Outlay on Crop Husbandry							
103 - Seeds-							
<i>(i) Schemes for purchase and distribution of improved and High Yielding Variety of Seeds for Grow More Food Campaign</i>							
...	1,033.90
<i>(ii) Rabi Crop Crash Programme</i>	130.67
<i>(iii) Taluka Seed Multiplication Farms</i>	1,191.80
<i>(iv) Other Schemes/Works each costing ₹ 1 Crore and less</i>	100.99
Total, '103'	2,457.36
104 - Agricultural Farms-							
Other Schemes each costing ₹ 1 Crore and less	0.39
Total, '104'	0.39

STATEMENT No.16 - DETAILED STATEMENT OF CAPITAL EXPENDITURE BY MINOR HEADS AND SUB HEADS - *contd..*(Figures in *italics* represent *Charged Expenditure*)

Nature of expenditure	Expenditure during 2021-22	Expenditure during 2022-23			Total	Expenditure to end of 2022-23	Percentage Increase (+)/ decrease (-) during the year
		Committed State Fund	State Fund	Scheme Central Assistance (including CSS/CS)			
1.	2.	3.	4.	5.	6.	7.	8.
<i>(₹ in lakh)</i>							
(C) - Capital Account of Economic Services- <i>contd..</i>							
(a)- Capital Account of Agriculture and Allied Activities- <i>contd..</i>							
4401 - Capital Outlay on Crop Husbandry- <i>contd..</i>							
105 - Manures and Fertilizers -							
(i) Schemes for purchase and distribution of Ammonium Sulphate and Other Fertilizers	1,116.08
(ii) Other Schemes/Works each costing ₹ 1 Crore and less	1.90
Total, '105'	1,117.98
107 - Plant Protection-							
(i) Purchase of pesticides etc. and operational cost	13,244.15
(ii) <i>Deduct - Amount</i> transferred to 2401-Crop Husbandry on account of subsidy on pest appliance operational charges etc.	(-) 2,591.18
(iii) <i>Deduct - Capital Expenditure</i> financed from Ordinary Revenues under 2401 - Crop Husbandry	...	(-) 0.08	(-) 5.24	- 100.00
(iv) Other Schemes/Works each costing ₹ 1 Crore and less	(-) 40.78
Total, '107'	...	(-) 0.08	10,606.95	- 100.00
108 - Commercial Crops-							
(i) Scheme for purchase and distribution of seeds, manures, etc. under Cotton Extension Scheme	293.67
(ii) Purchase and distribution of Cotton Seed	368.70
(iii) Other Schemes/Works each costing ₹ 1 Crore and less	0.43
Total, '108'	662.80

STATEMENT No.16 - DETAILED STATEMENT OF CAPITAL EXPENDITURE BY MINOR HEADS AND SUB HEADS - *contd...*(Figures in *italics* represent *Charged* Expenditure)

Nature of expenditure	Expenditure during 2021-22	Expenditure during 2022-23			Total	Expenditure to end of 2022-23	Percentage Increase (+)/ decrease (-) during the year
		Committed State Fund	State Fund	Scheme Central Assistance (including CSS/CS)			
1.	2.	3.	4.	5.	6.	7.	8.
<i>(₹ in lakh)</i>							
(C) - Capital Account of Economic Services- <i>contd...</i>							
(a)- Capital Account of Agriculture and Allied Activities- <i>contd...</i>							
4401 - Capital Outlay on Crop Husbandry - <i>concl'd.</i>							
113 - Agricultural Engineering-							
(i) Mechanical Cultivation	323.04	...
(ii) Land development by bulldozer	61.92	...
(iii) Tractor ploughing	92.23	...
(iv) Other Schemes/Works each costing ₹ 1 Crore and less	1.05	...
Total, '113'	478.24	...
119 - Horticulture and Vegetable crops	46.61	...
190 - Investments in Public Sector and Other Undertakings-							
(i) Share Capital Contribution to Maharashtra State Seed Corporation Limited, Akola	205.00	...
(ii) Investment in Maharashtra State Farming Corporation Limited, Pune	275.00	...
(iii) Share Capital Contribution to Maharashtra Agro Industries Development Corporation Limited, Mumbai	300.00	...
Total, '190'	780.00	...
796 - Tribal Area Sub-Plan	79.05	...
800 - Other Expenditure							
(i) Buildings	2,504.29	...
(ii) Other Schemes/Works each costing ₹ 1 Crore and less	8.74	...
Total, '800'	2,513.03	...
Total, '4401'	...	(-) 0.08	18,742.41	- 100.00

STATEMENT No.16 - DETAILED STATEMENT OF CAPITAL EXPENDITURE BY MINOR HEADS AND SUB HEADS - *contd...*(Figures in *italics* represent *Charged Expenditure*)

Nature of expenditure	Expenditure during 2021-22	Expenditure during 2022-23			Total	Expenditure to end of 2022-23	Percentage Increase (+)/ decrease (-) during the year	
		Committed State Fund	State Fund	Scheme Central Assistance (including CSS/CS)				
1.	2.	3.	4.	5.	6.	7.	8.	
<i>(₹ in lakh)</i>								
(C) - Capital Account of Economic Services- <i>contd...</i>								
(a) Capital Account of Agriculture and Allied Activities- <i>contd...</i>								
4402 - Capital Outlay on Soil and Water Conservation-								
101 - Soil Survey and Testing-								
(i) Ground Water Survey and Development Agency	...	2,331.24	2,591.05	2,591.05	46,937.83	+ 11.14
(ii) Other Schemes/Works each costing ₹ 1 Crore and less	2.00
Total, '101'	2,331.24	2,591.05	2,591.05	46,939.83	+ 11.14
102 - Soil Conservation-								
(i) Land Development through Soil Conservation Measures, Contour Bunding, Nala Bunding, Contour Trenching <i>etc.</i>	...	5,505.26	4,528.75	4,528.75	4,17,349.39	- 17.74
(ii) Terracing of lands	2,410.66
(iii) Khar Land Schemes	...	1,383.83	1,040.85	1,040.85	26,536.85	- 24.78
(iv) Integrated Land treatment for comprehensive Watershed Development Programme	1,72,372.28
(v) Massive Programme for assistances to small and marginal farmers	4,183.57
(vi) Trial-cum Demonstration Farms	56.81
(vii) Intensive Dry Land Farming Projects	1,707.07
(viii) National Watershed Development Programmes- (50 per cent Centrally Sponsored Schemes)	47,291.40
(ix) Watershed Development Project Under World Bank Programme	1,310.40

STATEMENT No.16 - DETAILED STATEMENT OF CAPITAL EXPENDITURE BY MINOR HEADS AND SUB HEADS - *contd..*(Figures in *italics* represent *Charged Expenditure*)

Nature of expenditure	Expenditure during 2021-22	Expenditure during 2022-23			Total	Expenditure to end of 2022-23	Percentage Increase (+)/ decrease (-) during the year
		Committed State Fund	State Fund	Scheme Central Assistance (including CSS/CS)			
1.	2.	3.	4.	5.	6.	7.	8.
<i>(₹ in lakh)</i>							
(C) - Capital Account of Economic Services- <i>contd..</i>							
(a) Capital Account of Agriculture and Allied Activities- <i>contd..</i>							
4402 - Capital Outlay on Soil and Water Conservation- <i>contd..</i>							
102 - Soil Conservation-							
(x) Rainfed Farming Project (World Bank Sponsored)	206.84
(xi) Soil Conservation work in the areas of inter-state river valley project (100 per cent Centrally Sponsored Scheme)	28,666.86
(xii) Ideal Village Development Programme (Adarsha Gaon)	...	1,250.00	880.56	880.56	14,510.53 - 29.56
(xiii) Land Development works on the land - To project affected persons under Sardar Sarover Project	471.36
(xiv) Soil and Water Conservation Works in the Catchment Areas under Sardar Sarovar Project	121.39
(xv) Other Schemes/Works each costing ₹ 1 Crore and less	6,156.04
(xvi) Check dam Programme	...	1,868.29	201.61	201.61	47,133.83 - 89.21
(xvii) Niranchal - World Bank Assisted Project	546.24
(xviii) Pradhan Mantri Krishi Sinchan Yojana	17,607.22	17,607.22	1,12,785.34 + 100.00
(xix) Jalyukta Shivar	...	0.83	8,926.18	8,926.18	3,17,751.36 + 1075343.37
Total, '102' ...	10,008.21	15,577.95	17,607.22	33,185.17	12,01,568.22	+ 231.58
190 - Investments in Public Sector and Other Undertakings-							
(i) Share Capital Contribution for Maharashtra Water Conservation Corporation	...	1,98,300.00	1,81,600.00	1,81,600.00	7,56,822.78 - 8.42
203 - Land Reclamation and Development							
(i) Reclamation of non-coastal saline and alkaline lands	143.95
(ii) Land Development through Soil Conservation Measures	1,256.10	1,256.10	1,256.10 + 100.00
Total, '203'	1,256.10	1,256.10	1,400.05	+ 100.00

STATEMENT No.16 - DETAILED STATEMENT OF CAPITAL EXPENDITURE BY MINOR HEADS AND SUB HEADS - *contd..*

Nature of expenditure	Expenditure during 2021-22	Expenditure during 2022-23			Total	Expenditure to end of 2022-23	Percentage Increase (+)/ decrease (-) during the year	
		Committed	Scheme					
		State Fund	State Fund	Central Assistance (including CSS/CS)				
1.	2.	3.	4.	5.	6.	7.	8.	
<i>(₹ in lakh)</i>								
(C) - Capital Account of Economic Services- contd..								
<i>(a) Capital Account of Agriculture and Allied Activities- contd..</i>								
4402 - Capital Outlay on Soil and Water Conservation- conclud.								
789 - Schedule Caste Sub Plan	6,165.30	6,165.30	22,709.22	+ 100.00
796 - Tribal Area Sub-Plan	2,664.75	2,664.75	76,186.82	+ 100.00
800 - Other Expenditure- State Machine Tractor Station	33.00
901 - <i>Deduct</i> - Receipts & Recoveries on Capital Accounts
	(-) 957.01	(-) 12,055.04	(-) 149.88	(-) 12,204.92	(-) 31,065.17	+ 1175.32	
Total '4402'	2,09,682.44	(-) 9,463.99	1,98,284.17	26,437.27	2,15,257.45	20,74,594.75	+ 2.66	
4403 - Capital Outlay on Animal Husbandry-								
101 - Veterinary Services and Animal Health	5,513.88	5,513.88	42,635.97	+ 133.29	
102 - Cattle and Buffalo Development-								
(i) Minor Works	823.15	
(ii) Food mixing units under intensive cattle development project	397.81	
(iii) Works - State Plan Scheme	118.53	
Total, '102'	1,339.49	
103 - Poultry Development-								
(i) Poultry Development Schemes	314.88	
(ii) Other Schemes/Works each costing ₹ 1 Crore and less	47.44	
Total, '103'	362.32	
104 - Sheep and Wool Development	12.97	
105 - Piggery Development-								
(i) Piggery Development Scheme	79.04	
(ii) Other Schemes/Works each costing ₹ 1 Crore and less	36.86	
Total, '105'	115.90	

STATEMENT No.16 - DETAILED STATEMENT OF CAPITAL EXPENDITURE BY MINOR HEADS AND SUB HEADS - *contd..*(Figures in *italics* represent *Charged Expenditure*)

Nature of expenditure	Expenditure during 2021-22	Expenditure during 2022-23			Total	Expenditure to end of 2022-23	Percentage Increase (+)/ decrease (-) during the year
		Committed State Fund	State Fund	Scheme Central Assistance (including CSS/CS)			
1.	2.	3.	4.	5.	6.	7.	8.
<i>(₹ in lakh)</i>							
(C) - Capital Account of Economic Services- contd..							
<i>(a) Capital Account of Agriculture and Allied Activities- contd..</i>							
4403 - Capital Outlay on Animal Husbandry- conclud.							
111 - Meat Processing -	41.90	29.89	29.89	387.13	- 28.66
190 - Investments in Public Sector and Other Undertakings-							
(i) Share Capital Contribution to Maharashtra Sheep and Wool Development Corporation Limited, Pune	9,700.00	10,630.75	- 100.00
(ii) Share Capital Contribution to Maharashtra Agricultural Development and Fertilizer Corporation Limited (MAFCO)	394.54
Total, '190'	9,700.00	11,025.29	- 100.00
195 - Assistance to Animal Husbandry Co-operatives-							
Share Capital Contribution to the Poultry Co-operatives	2,429.48
796 - Tribal Areas Sub-Plan	735.60
800 - Other Expenditure-							
(i) Buildings	505.96
(ii) Other Schemes/Works each costing ₹ 1 Crore and less	10.04
Total, '800'	516.00
901 - <i>Deduct</i> -Receipts and Recoveries on Capital Account	(-) 46.95
Total, '4403'	12,105.46	5,543.77	5,543.77	59,513.20	- 54.20
4404 - Capital Outlay on Dairy Development-							
102 - Dairy Development Projects-							
(i) Dairy Co-operatives	723.69
(ii) Regional Dairy Development Offices	37.47

STATEMENT No.16 - DETAILED STATEMENT OF CAPITAL EXPENDITURE BY MINOR HEADS AND SUB HEADS - *contd..*(Figures in *italics* represent *Charged Expenditure*)

Nature of expenditure	Expenditure during 2021-22	Expenditure during 2022-23			Total	Expenditure to end of 2022-23	Percentage Increase (+)/ decrease (-) during the year
		Committed State Fund	State Fund	Scheme Central Assistance (including CSS/CS)			
1.	2.	3.	4.	5.	6.	7.	8.
<i>(₹ in lakh)</i>							
(C) - Capital Account of Economic Services- <i>contd..</i>							
<i>(a) Capital Account of Agriculture and Allied Activities- <i>contd..</i></i>							
4404 - Capital Outlay on Dairy Development- <i>contd..</i>							
102 - Dairy Development Projects-							
<i>(iii) Other Schemes/Works each costing ₹ 1 Crore and less</i>							
	103.99
	Total, '102'	865.15
190 - Investments in Public Sector and Other Undertakings -							
<i>(i) Dairy Development Corporation of Marathwada Limited, Aurangabad</i>							
	20.00
<i>(ii) Dairy Development Corporation of Maharashtra Limited, Mumbai</i>							
	30.00
<i>(iii) Other Schemes/Works each costing ₹ 1 Crore and less</i>							
	10.06
	Total, '190'	60.06
192 - Government Milk Schemes-							
201- Greater Bombay Milk Scheme-							
	Gross expenditure	22,570.11
	<i>Deduct-</i> Receipts and Recoveries on Capital Account	(-) 19,796.68
	Net Expenditure	2,773.43
202- Government Milk Scheme, Pune-							
	Gross Expenditure	2,940.78
	<i>Deduct-</i> Receipts and Recoveries on Capital Account	(-) 2,232.87
	Net Expenditure	707.91
203- Government Milk Scheme, Solapur-							
	Gross expenditure	652.72
	<i>Deduct-</i> Receipts and Recoveries on Capital Account	(-) 425.42
	Net Expenditure	227.30

STATEMENT No.16 - DETAILED STATEMENT OF CAPITAL EXPENDITURE BY MINOR HEADS AND SUB HEADS - *contd..*(Figures in *italics* represent *Charged* Expenditure)

Nature of expenditure	Expenditure during 2021-22	Expenditure during 2022-23			Total	Expenditure to end of 2022-23	Percentage Increase (+)/ decrease (-) during the year
		Committed State Fund	State Fund	Scheme Central Assistance (including CSS/CS)			
1.	2.	3.	4.	5.	6.	7.	8.
<i>(₹ in lakh)</i>							
(C) - Capital Account of Economic Services- <i>contd..</i>							
<i>(a) Capital Account of Agriculture and Allied Activities- <i>contd..</i></i>							
4404 - Capital Outlay on Dairy Development- <i>contd..</i>							
192 - Government Milk Schemes- <i>contd..</i>							
204- Government Milk Scheme, Miraj-							
	Gross expenditure	1,966.49
	<i>Deduct-</i> Receipts and Recoveries on Capital Account	(-) 945.43
	Net Expenditure	1,021.06
205- Government Milk Scheme, Kolhapur-							
	Gross expenditure	1,229.83
	<i>Deduct-</i> Receipts and Recoveries on Capital Account	(-) 1,138.55
	Net Expenditure	91.28
206- Government Milk Scheme, Mahabaleshwar-							
	Gross expenditure	114.70
	<i>Deduct-</i> Receipts and Recoveries on Capital Account	(-) 100.23
	Net Expenditure	14.47
207- Government Milk Scheme, Satara-							
	Gross expenditure	187.27
	<i>Deduct-</i> Receipts and Recoveries on Capital Account	(-) 4.63
	Net Expenditure	182.64
208- Government Milk Scheme, Nashik-							
	Gross expenditure	542.85
	<i>Deduct-</i> Receipts and Recoveries on Capital Account	(-) 376.53
	Net Expenditure	166.32

STATEMENT No.16 - DETAILED STATEMENT OF CAPITAL EXPENDITURE BY MINOR HEADS AND SUB HEADS - *contd...*(Figures in *italics* represent *Charged Expenditure*)

Nature of expenditure	Expenditure during 2021-22	Expenditure during 2022-23			Total	Expenditure to end of 2022-23	Percentage Increase (+)/ decrease (-) during the year
		Committed State Fund	State Fund	Scheme Central Assistance (including CSS/CS)			
1.	2.	3.	4.	5.	6.	7.	8.
<i>(₹ in lakh)</i>							
(C) - Capital Account of Economic Services- <i>contd...</i>							
<i>(a) Capital Account of Agriculture and Allied Activities- <i>contd...</i></i>							
4404 - Capital Outlay on Dairy Development- <i>contd...</i>							
192 - Government Milk Schemes- <i>contd...</i>							
209- Government Milk Scheme, Dhule-							
	Gross expenditure	3,608.27
	<i>Deduct-</i> Receipts and Recoveries on Capital Account	(-) 3,091.24
	Net Expenditure	517.03
210- Government Milk Scheme, Ahmednagar-							
	Gross expenditure	760.05
	<i>Deduct-</i> Receipts and Recoveries on Capital Account	(-) 141.08
	Net Expenditure	618.97
211- Government Milk Scheme, Chalisgaon-							
	Gross expenditure	349.38
	<i>Deduct-</i> Receipts and Recoveries on Capital Account	(-) 271.62
	Net Expenditure	77.76
212- Government Milk Scheme, Wani							
	7.22
213- Government Milk Scheme, Ratnagiri-							
	Gross expenditure	192.47
	<i>Deduct-</i> Receipts and Recoveries on Capital Account	(-) 83.84
	Net Expenditure	108.63
214- Government Milk Scheme, Chiplun-							
	Gross expenditure	233.63
	<i>Deduct-</i> Receipts and Recoveries on Capital Account	(-) 152.34
	Net Expenditure	81.29

STATEMENT No.16 - DETAILED STATEMENT OF CAPITAL EXPENDITURE BY MINOR HEADS AND SUB HEADS - *contd..*

Nature of expenditure	Expenditure during 2021-22	(Figures in <i>italics</i> represent <i>Charged</i> Expenditure)				Total	Expenditure to end of 2022-23	Percentage Increase (+)/ decrease (-) during the year
		Committed		Scheme				
		State Fund	State Fund	Central Assistance (including CSS/CS)				
1.	2.	3.	4.	5.	6.	7.	8.	
<i>(₹ in lakh)</i>								
(C) - Capital Account of Economic Services- <i>contd..</i>								
<i>(a) Capital Account of Agriculture and Allied Activities- <i>contd..</i></i>								
4404 - Capital Outlay on Dairy Development- <i>contd..</i>								
192 - Government Milk Schemes- <i>contd..</i>								
215- Government Milk Scheme, Kankavli-								
	Gross expenditure	313.74
	<i>Deduct-</i> Receipts and Recoveries on Capital Account	(-) 37.46
	Net expenditure	276.28
216- Government Milk Scheme, Mahad-								
	Gross expenditure	101.92
	<i>Deduct-</i> Receipts and Recoveries on Capital Accounts	(-) 60.45
	Net Expenditure	41.47
217- Government Milk Scheme, Khopoli								
	15.41
218- Chilling Centre and Ice Factory, Wada, Saralgaon								
	0.51
219- Government Milk Scheme, Aurangabad-								
	Gross expenditure	482.69
	<i>Deduct-</i> Receipts and Recoveries on Capital Account	(-) 244.95
	Net Expenditure	237.74
221- Government Milk Scheme, Beed-								
	Gross expenditure	519.04
	<i>Deduct-</i> Receipts and Recoveries on Capital Account	(-) 25.92
	Net Expenditure	493.12
222- Government Milk Scheme, Nanded-								
	142.60
223- Government Milk Scheme, Bhoom-								
	191.71
224- Government Milk Scheme, Parbhani-								
	105.03

STATEMENT No.16 - DETAILED STATEMENT OF CAPITAL EXPENDITURE BY MINOR HEADS AND SUB HEADS - *contd..*(Figures in *italics* represent *Charged* Expenditure)

Nature of expenditure	Expenditure during 2021-22	Expenditure during 2022-23			Total	Expenditure to end of 2022-23	Percentage Increase (+)/ decrease (-) during the year
		Committed State Fund	State Fund	Scheme Central Assistance (including CSS/CS)			
1.	2.	3.	4.	5.	6.	7.	8.
<i>(₹ in lakh)</i>							
(C) - Capital Account of Economic Services- <i>contd..</i>							
<i>(a) Capital Account of Agriculture and Allied Activities- <i>contd..</i></i>							
4404 - Capital Outlay on Dairy Development- <i>contd..</i>							
192 - Government Milk Schemes- <i>contd..</i>							
225- Government Milk Scheme, Amravati-							
	Gross expenditure	431.04
	<i>Deduct-</i> Receipts and Recoveries on Capital Account	(-) 206.78
	Net Expenditure	224.26
226- Government Milk Scheme, Yavatmal-							
	71.74
227- Government Milk Scheme, Akola-							
	Gross expenditure	1,406.62
	<i>Deduct-</i> Receipt and Recoveries on Capital Account	(-) 195.08
	Net Expenditure	1,211.54
228- Government Milk Scheme, Buldhana-							
	200.03
229- Government Milk Scheme, Nagpur-							
	Gross expenditure	1,678.40
	<i>Deduct-</i> Receipts and Recoveries on Capital Account	(-) 828.77
	Net Expenditure	849.63
230- Government Milk Scheme, Arvi, Wardha-							
	Gross expenditure	562.77
	<i>Deduct-</i> Receipts and Recoveries on Capital Account	(-) 82.58
	Net Expenditure	480.19
231- Government Milk Scheme, Gondia-							
	Gross expenditure	757.57
	<i>Deduct-</i> Receipts and Recoveries on Capital Account	(-) 44.14
	Net Expenditure	713.43
232- Government Milk Scheme, Chandrapur-							
	216.21

STATEMENT No.16 - DETAILED STATEMENT OF CAPITAL EXPENDITURE BY MINOR HEADS AND SUB HEADS - *contd..*(Figures in *italics* represent *Charged* Expenditure)

Nature of expenditure	Expenditure during 2021-22	Expenditure during 2022-23			Total	Expenditure to end of 2022-23	Percentage Increase (+)/ decrease (-) during the year
		Committed State Fund	State Fund	Scheme Central Assistance (including CSS/CS)			
1.	2.	3.	4.	5.	6.	7.	8.
<i>(₹ in lakh)</i>							
(C) - Capital Account of Economic Services- <i>contd..</i>							
<i>(a) - Capital Account of Agriculture and Allied Activities- <i>contd..</i></i>							
4404 - Capital Outlay on Dairy Development- <i>contd..</i>							
192 - Government Milk Schemes- <i>contd..</i>							
233- Government Milk Scheme, Latur-	4.34
234- Government Milk Scheme, Jalna-
Gross expenditure	85.96
<i>Deduct-</i> Receipts and Recoveries on Capital Account	(-) 0.64
Net Expenditure	85.32
235- Other Greater Bombay Milk Colony Schemes-
Gross expenditure	1,114.35
<i>Deduct-</i> Receipts and Recoveries on Capital Account	(-) 470.01
Net Expenditure	644.34
236- Government Dairy and Dry Stock Farm, Palghar-
Gross expenditure	79.42
<i>Deduct-</i> Receipts and Recoveries on Capital Account	(-) 93.02
Net Expenditure	(-) 13.60
237- Dapchari Dairy Project-
Gross expenditure	379.09
<i>Deduct-</i> Receipts and Recoveries on Capital Accounts	(-) 0.44
Net Expenditure	378.65
238- Government Milk Scheme, Bhandara-	121.15
239- Government Milk Scheme, Khalapur-
Gross expenditure	203.44
<i>Deduct</i> Receipts and Recoveries on Capital Account	(-) 65.68
Net Expenditure	137.76
240- Government Milk Scheme, Kadagaon-	18.77

STATEMENT No.16 - DETAILED STATEMENT OF CAPITAL EXPENDITURE BY MINOR HEADS AND SUB HEADS - *contd...*(Figures in *italics* represent *Charged Expenditure*)

Nature of expenditure	Expenditure during 2021-22	Expenditure during 2022-23			Total	Expenditure to end of 2022-23	Percentage Increase (+)/ decrease (-) during the year
		Committed State Fund	State Fund	Scheme Central Assistance (including CSS/CS)			
1.	2.	3.	4.	5.	6.	7.	8.
<i>(₹ in lakh)</i>							
(C) - Capital Account of Economic Services- <i>contd...</i>							
<i>(a) - Capital Account of Agriculture and Allied Activities- <i>contd...</i></i>							
4404 - Capital Outlay on Dairy Development- <i>contd...</i>							
192 - Government Milk Schemes- <i>concl'd.</i>							
241- Government Milk Scheme, Kasa -							
	Gross expenditure	11.16
	<i>Deduct-</i> Receipts and Recoveries on Capital Account	(-) 0.15
	Net Expenditure	11.01
242- Government Milk Scheme, Kurla Dairy-	821.03
243- Government Milk Scheme, Usmanabad-	11.88
244- Government Milk Scheme, Panchwad-	63.16
245- Government Milk Scheme, Thane-	76.52
246- Government Milk Scheme, Washim-	18.40
247- Government Milk Scheme, Indapur-	0.01
248- Improvement of Milk Schemes-							
	Gross expenditure	1,166.49
	<i>Deduct-</i> Receipts and Recoveries on Capital Account	(-) 7.20
	Net Expenditure	1,159.29
249- Government Milk Scheme, Pusad-	0.44
Major Works	165.59
	Total, '192'	15,770.27
796 - Tribal Areas Sub-Plan-							
250- Government Milk Scheme, Amravati-	16.99
251- Government Milk Scheme, Akola-	19.60
252- Chilling Centre, Akola	7.54
253- Government Milk Scheme, Ahmednagar-	42.90

STATEMENT No.16 - DETAILED STATEMENT OF CAPITAL EXPENDITURE BY MINOR HEADS AND SUB HEADS - *contd..*(Figures in *italics* represent *Charged* Expenditure)

Nature of expenditure	Expenditure during 2021-22	Expenditure during 2022-23			Total	Expenditure to end of 2022-23	Percentage Increase (+)/ decrease (-) during the year
		Committed State Fund	State Fund	Scheme Central Assistance (including CSS/CS)			
1.	2.	3.	4.	5.	6.	7.	8.
				<i>(₹ in lakh)</i>			
(C) - Capital Account of Economic Services- <i>contd..</i>							
<i>(a) - Capital Account of Agriculture and Allied Activities- <i>contd..</i></i>							
4404 - Capital Outlay on Dairy Development- <i>contd..</i>							
796 - Tribal Areas Sub-Plan- <i>concl.</i>							
254- Government Milk Scheme, Bhandara-	28.88
255- Government Milk Scheme, Buldhana-	0.94
256- Government Milk Scheme, Chandrapur-	63.80
257- Government Milk Scheme, Igatpuri-	6.00
258- Dairy Project, Dapchari-	199.93
259- Government Milk Scheme, Chimur-	(-) 0.45 ^(a)
260- Government Milk Scheme, Dhule-	176.52
261- Government Milk Scheme, Manasar-	0.39
262- Government Milk Scheme, Nagpur-	6.27
263- Government Milk Scheme, Nandurbar-	64.61
264- Government Milk Scheme, Nashik-	30.98
265- Government Milk Scheme, Ramtek-	4.47
266- Government Milk Scheme, Saralgaon-	0.79
267- Government Milk Scheme, Taloda-	36.82
268- Government Milk Scheme, Thane-	16.79
269- Chilling Centre, Wada-	5.67
270- Government Milk Scheme, Wani-	6.48
271- Government Milk Scheme, Yavatmal-	15.58
272- Chilling Centre, Taloda-	0.12
273- Government Milk Scheme, Pune-	0.20
274- Government Milk Scheme (Khomave), Pune-	0.09
275- Government Milk Scheme, Gondia-	16.50
Total, '796'	768.41

^(a) *Minus* balance is due to receipts and recoveries being more than expenditure

STATEMENT No.16 - DETAILED STATEMENT OF CAPITAL EXPENDITURE BY MINOR HEADS AND SUB HEADS - *contd...*(Figures in *italics* represent *Charged Expenditure*)

Nature of expenditure	Expenditure during 2021-22	Expenditure during 2022-23			Total	Expenditure to end of 2022-23	Percentage Increase (+)/ decrease (-) during the year
		Committed State Fund	State Fund	Scheme Central Assistance (including CSS/CS)			
1.	2.	3.	4.	5.	6.	7.	8.
<i>(₹ in lakh)</i>							
(C) - Capital Account of Economic Services- <i>contd...</i>							
<i>(a) - Capital Account of Agriculture and Allied Activities- <i>contd...</i></i>							
4404 - Capital Outlay on Dairy Development- <i>concl.</i>							
797- Transfers to/from Reserve Funds/ Deposits Accounts	(-) 392.13
799- Suspense-	314.16
(i) Gross Expenditure	314.16
<i>Deduct</i> - Receipts and Recoveries on Capital Account	(-) 292.52
Total, '799'	21.64
Total, '4404'	17,093.40
4405 - Capital Outlay on Fisheries-							
101 - Inland Fisheries	...	514.95	804.08	804.08	12,763.75	+ 56.15
102 - Estuarine/ Brackish Water Fisheries	23.84
103 - Marine Fisheries-	12,877.97
(i) Mechanisation of Fishing Crafts	3,864.44
(ii) Other Schemes	68,330.30	+ 19.61
(iii) Landing Centres and Facilities	...	7,402.94	3,646.13	5,208.46	8,854.59	+ 19.61
Total, '103'	...	7,402.94	3,646.13	5,208.46	85,072.71	+ 19.61
104 - Fishing Harbour and Landing Facilities	1,051.80
109 - Extension and Training	36.86
190 - Investment in Public Sector and Other Undertaking -	581.19
(i) Share Capital Contribution to Maharashtra State Fisheries Development Corporation, Mumbai	2,560.24	- 100.00
(ii) Modernization of Fishing Harbours	...	1,056.00	3,141.43	- 100.00
Total, '190'	...	1,056.00	19,520.05	- 100.00
191 - Fishermen's Co-operatives	19,520.05
195 - Assistance to Co-operatives	...	128.03	0.28	0.28	11,946.09	- 99.78

STATEMENT No.16 - DETAILED STATEMENT OF CAPITAL EXPENDITURE BY MINOR HEADS AND SUB HEADS - *contd..*

Nature of expenditure	Expenditure during 2021-22	(Figures in <i>italics</i> represent <i>Charged</i> Expenditure)				Expenditure to end of 2022-23	Percentage Increase (+)/ decrease (-) during the year
		Expenditure during 2022-23			Total		
		Committed State Fund	Scheme State Fund	Central Assistance (including CSS/CS)			
1.	2.	3.	4.	5.	6.	7.	8.
<i>(₹ in lakh)</i>							
(C) - Capital Account of Economic Services- <i>contd..</i>							
<i>(a) - Capital Account of Agriculture and Allied Activities- <i>contd..</i></i>							
4405 - Capital Outlay on Fisheries- <i>concl.</i>							
796 - Tribal Area Sub-Plan							
(i) Fish seed farms (TASP)	798.35
(ii) Share Capital Contribution to Fishermen's Co-operative Societies	1.19
800 - Other Expenditure	(-) 35.91 <i>(a)</i>
901 - <i>Deduct</i> -Receipts and Recoveries on Capital Accounts	(-) 210.84	(-) 210.84	+ 100.00
Total, '4405' ...	9,101.92	4,239.65	5,208.46	9,448.11	+ 3.80
4406 - Capital Outlay on Forestry and Wild Life							
01 - Forestry							
070 - Communications and Buildings-							
(i) Forest Roads and Bridges	...	2,054.10	2,865.26	2,865.26	+ 39.49
(ii) Forest Buildings	...	5,092.38	8,912.43	8,912.43	+ 75.02
(iii) Construction of Vantails	...	100.00	979.95	979.95	+ 879.95
(iv) Construction of Stone check Dam	486.90
(v) Afforestation for Soil conservation	1,186.00
(vi) Development of Fodder Resources	21.13
(vii) Forest Tourism & Eco Tourism	...	437.49	631.72	631.72	+ 44.40
(viii) Soil and Water Conservation Works in Forests	...	7,786.00	12,365.93	12,365.93	+ 58.82
(ix) Other Schemes/Works each costing ₹ 5 Crore and less	25.00
Total, '070' ...	15,469.97	25,755.29	25,755.29	+ 66.49
101 - Forest Conservation, Development and Regeneration-							
(i) Development of Fodder Resources	960.71
(ii) Afforestation for Soil Conservation	...	7,180.19	6,279.66	6,279.66	- 12.54
(iii) Forest Development Board	555.33

(a) Minus balance is due to receipts and recoveries being more than expenditure

STATEMENT No.16 - DETAILED STATEMENT OF CAPITAL EXPENDITURE BY MINOR HEADS AND SUB HEADS - *contd..*(Figures in *italics* represent *Charged Expenditure*)

Nature of expenditure	Expenditure during 2021-22	Expenditure during 2022-23			Total	Expenditure to end of 2022-23	Percentage Increase (+) decrease (-) during the year
		Committed State Fund	Scheme State Fund	Central Assistance (including CSS/CS)			
1.	2.	3.	4.	5.	6.	7.	8.
<i>(₹ in lakh)</i>							
(C) - Capital Account of Economic Services- <i>contd..</i>							
<i>(a) - Capital Account of Agriculture and Allied Activities- <i>contd..</i></i>							
4406 - Capital Outlay on Forestry and Wild Life - <i>contd..</i>							
01 - Forestry - <i>contd..</i>							
101 - Forest Conservation Development and Regeneration- <i>concl.</i>							
(iv) Massive afforestation programme	84,314.15	74,332.55	74,332.55	4,75,279.38	- 11.84
(v) Survey Settlement and Demarcation of Forests	931.50	5,605.06	5,605.06	12,769.95	+ 501.72
(vi) Survey and Demarcation of Acquired Private Forests	1,375.57
(vii) Forest Conservation and Development	3.94
(viii) Development of Minor Forest Produce	16.91
(ix) Other Schemes/Works each costing ₹ 5 Crore and less	42.67
(x) Central Nurseries	312.71	433.98	433.98	2,863.24	+ 38.78
(xi) Soil and Water Conservation works in Forests	11,781.52	15,818.26	15,818.26	86,038.93	+ 34.26
(xii) Conservation works in Forests	588.52
(xiii) Roads & Bridges	25.00
(xiv) Construction of Protection wall in Sanjay Gandhi National Park (state)	75.06	75.06	615.06	+ 100.00
(xv) Development of Forest Tourism/Eco Tourism	154.91	363.13	363.13	559.09	+ 134.41
(xvi) Forest Buildings	203.13	203.13	203.13	+ 100.00
Total, '101'	1,04,674.98	1,03,110.83	1,03,110.83	6,47,042.65	- 1.49
102- Social and Farm Forestry-							
(i) Plantation of general utility timber	4,633.71
(ii) Schemes financed from receipts from Forest Development Tax	440.98	440.98	4,489.87	+ 100.00
(iii) Tree Planting on Public/Community land in identified water shed	2,839.61
(iv) Conservation of Minor Forests Produce	430.15
(v) Development of minor forest produce	1,123.10
(vi) Central Nurseries	1,606.76	2,551.40	2,551.40	10,170.02	+ 58.79
(vii) Works/Project having no expenditure during the last 5 years (12 projects)	12,010.28
(viii) Other Schemes/Works each costing ₹ 5 Crore and less	105.87
Total, '102'	1,606.76	2,992.38	2,992.38	35,802.61	+ 86.24

STATEMENT No.16 - DETAILED STATEMENT OF CAPITAL EXPENDITURE BY MINOR HEADS AND SUB HEADS - *contd...*(Figures in *italics* represent *Charged Expenditure*)

Nature of expenditure	Expenditure during 2021-22	Expenditure during 2022-23			Total	Expenditure to end of 2022-23	Percentage Increase (+)/ decrease (-) during the year
		Committed State Fund	State Fund	Scheme Central Assistance (including CSS/CS)			
1.	2.	3.	4.	5.	6.	7.	8.
<i>(₹ in lakh)</i>							
(C) - Capital Account of Economic Services- <i>contd...</i>							
<i>(a) - Capital Account of Agriculture and Allied Activities- <i>contd...</i></i>							
4406 - Capital Outlay on Forestry and Wild Life - <i>contd...</i>							
01 - Forestry - <i>contd...</i>							
105 - Forest Produce-							
(i) Exploitation by Government Agency	287.98
(ii) Other Schemes/Works each costing ₹ 5 Crore and less	60.13
Total, '105'	348.11
190 - Investments in Public Sector and Other Undertakings -							
Investments in Forest Development Corporation of Maharashtra Limited, Nagpur	32,312.34
Total, '190'	32,312.34
796 - Tribal Areas Sub-Plan-							
(i) Plantation of general utility timber (State Plan Schemes)	12,798.36
(ii) Plantation on private waste lands belonging to tribal	256.92
(iii) Development of minor forest produce (TASP)	5,440.18
(iv) Plantation on Public/Community lands in identified water shed under Social Forestry	506.84
(v) Development of Forest Resources	22.97
(vi) Plantation of general utility timber (OTASP)	2,063.28
(vii) Construction of stone Check Dam	...	332.50	18,147.14	- 100.00
(viii) Works/project having no expenditure during the last five years (9 Projects)	3,046.93
(ix) Other Schemes/Works each costing ₹ 5 Crore and less	162.81
Total, '796'	...	332.50	42,445.43	- 100.00

STATEMENT No.16 - DETAILED STATEMENT OF CAPITAL EXPENDITURE BY MINOR HEADS AND SUB HEADS - *contd...*

Nature of expenditure	Expenditure during 2021-22	(Figures in <i>italics</i> represent <i>Charged</i> Expenditure)				Expenditure to end of 2022-23	Percentage Increase (+)/ decrease (-) during the year
		Committed	Expenditure during 2022-23		Total		
		State Fund	State Fund	Central Assistance (including CSS/CS)			
1.	2.	3.	4.	5.	6.	7.	8.
<i>(₹ in lakh)</i>							
(C) - Capital Account of Economic Services- <i>contd...</i>							
<i>(a) - Capital Account of Agriculture and Allied Activities- <i>contd...</i></i>							
4406 - Capital Outlay on Forestry and Wild Life - <i>concl.</i>							
01 - Forestry - <i>concl.</i>							
800 - Other Expenditure-							
(i) Forest Parks	100.86
(ii) Other Schemes/Works each costing ₹ 5 Crore and less	154.14
(iii) Development of Forest Tourism & Eco Tourism	...	2,138.66	4,373.60	4,373.60	20,025.43
Total, '800'	2,138.66	4,373.60	4,373.60	20,280.43	+ 104.50
901 - <i>Deduct</i> - Receipts and Recoveries on Capital Account	(-) 58.87
Total, '01'	1,24,222.87	1,36,232.10	1,36,232.10	9,06,704.34	+ 9.67
02 - Environmental Forestry and Wild Life-							
110 - Wild Life-							
(i) Wild Life and Nature Conservation	74.41
(ii) Wild Life Management and Conservation	464.13
Total, '110'	538.54
111 - Zoological Parks-							
Zoological and Public Gardens	...	2,000.00	7,000.00	7,000.00	14,226.18
Total, '02'	2,000.00	7,000.00	7,000.00	14,764.72	+ 250.00
Total, '4406'	1,26,222.87	1,43,232.10	1,43,232.10	9,21,469.06	+ 13.48

STATEMENT No.16 - DETAILED STATEMENT OF CAPITAL EXPENDITURE BY MINOR HEADS AND SUB HEADS - *contd..*

Nature of expenditure	Expenditure during 2021-22	(Figures in <i>italics</i> represent <i>Charged</i> Expenditure)				Expenditure to end of 2022-23	Percentage Increase (+) decrease (-) during the year	
		Committed		Scheme				Total
		State Fund	State Fund	Central Assistance (including CSS/CS)				
1.	2.	3.	4.	5.	6.	7.	8.	
<i>(₹ in lakh)</i>								
(C) - Capital Account of Economic Services- <i>contd..</i>								
<i>(a) - Capital Account of Agriculture and Allied Activities- <i>contd..</i></i>								
4408 - Capital Outlay on Food, Storage and Warehousing-								
01 - Food								
101 - Procurement and Supply-								
(i) Civil Supplies	7,78,081.22	9,32,322.44	9,32,322.44	61,03,956.35	+ 19.82	
(ii) (a) Procurement, Distribution and Price Control	27,99,624.28	
(b) <i>Deduct</i> -Receipts and Recoveries on Capital Account	<i>(-) 62,06,698.63</i>	<i>(-) 61,63,329.67</i>	<i>(-) 61,63,329.67</i>	<i>(-) 6,83,63,398.17</i>	- 0.70	
Total, '101'	1,57,382.59	3,15,992.77	3,15,992.77	20,67,182.46	+ 100.78	
103- Food Processing -								
(i) Modernisation of single Huller Rice Mills	0.70	
Total, '01'	1,57,382.59	3,15,992.77	3,15,992.77	20,67,183.16	+ 100.78	
02 - Storage and Warehousing								
101 - Rural Godown Programme	8,148.80	6,847.48	6,847.48	49,551.54	- 15.97	
190 - Investment in Public Sector and Other Undertakings - Share Capital Contribution to Maharashtra State Warehousing Corporation, Pune	435.56	
800 - Other Expenditure-Buildings	902.63	
Total, '02'	8,148.80	6,847.48	6,847.48	50,889.73	- 15.97	
Total, '4408'	1,65,531.39	3,15,992.77	6,847.48	3,22,840.25	21,18,072.89	+ 95.03	
4415 - Capital Outlay on Agricultural Research and Education -								
01 - Crop Husbandry-								
004 - Research-Agricultural Research	21.83	

STATEMENT No.16 - DETAILED STATEMENT OF CAPITAL EXPENDITURE BY MINOR HEADS AND SUB HEADS - *contd..*(Figures in *italics* represent *Charged Expenditure*)

Nature of expenditure	Expenditure during 2021-22	Expenditure during 2022-23			Total	Expenditure to end of 2022-23	Percentage Increase (+)/ decrease (-) during the year
		Committed State Fund	State Fund	Scheme Central Assistance (including CSS/CS)			
1.	2.	3.	4.	5.	6.	7.	8.
<i>(₹ in lakh)</i>							
(C) - Capital Account of Economic Services- <i>contd..</i>							
<i>(a) - Capital Account of Agriculture and Allied Activities- <i>contd..</i></i>							
4415 - Capital Outlay on Agricultural Research and Education- <i>concl'd.</i>							
01 - Crop Husbandry- <i>concl'd.</i>							
277 - Education-							
(i) Acquisition of Land for agricultural Universities	51.57
(ii) Other Schemes/Works each costing ₹ 1 Crore and less	102.24
Total, '277'	153.81
Total, '01'	175.64
03 - Animal Husbandry-							
796 - Tribal Areas Sub-Plan							
Total, '03'	13.66
04 - Dairy Development-							
277 - Education-							
Dairy Science Institute	49.69
Total, '277'	49.69
Total, '04'	49.69
06 - Forestry-							
004 - Research-							
(i) Research station and experimental trials and field trials	...	10.00	62.27	62.27	1,022.76 + 522.70
(ii) Bamboo Research and Training Center, Chichpalli, Dist Chandrapur	...	525.40	1,969.51	1,969.51	11,076.31 + 274.86
277 - Education-	...	23.74	126.79	126.79	13,703.67 + 434.08
Total, '06'	559.14	2,158.57	2,158.57	25,802.74 + 286.05
Total, '4415'	559.14	2,158.57	2,158.57	26,041.73 + 286.05

STATEMENT No.16 - DETAILED STATEMENT OF CAPITAL EXPENDITURE BY MINOR HEADS AND SUB HEADS - *contd..*(Figures in *italics* represent *Charged* Expenditure)

Nature of expenditure	Expenditure during 2021-22	Expenditure during 2022-23			Total	Expenditure to end of 2022-23	Percentage Increase (+)/ decrease (-) during the year
		Committed State Fund	State Fund	Scheme Central Assistance (including CSS/CS)			
1.	2.	3.	4.	5.	6.	7.	8.
				<i>(₹ in lakh)</i>			
(C) - Capital Account of Economic Services- <i>contd..</i>							
<i>(a) - Capital Account of Agriculture and Allied Activities- <i>contd..</i></i>							
4425 - Capital Outlay on Co-operation							
107 - Investments in Credit Co-operatives-							
(i) Investment in Maharashtra State Co-operative Land Mortgage Bank	4,938.54
(ii) Investment in Maharashtra State Co-operative Bank	(-) 2,374.79 <i>(a)</i>
(iii) Share Capital Contribution to Agriculture Credit Institutions	1,248.33
(iv) Share Capital Contribution to Adivasi Co-operative Seva Societies	117.45
(v) Share Capital Contribution to Service Co-operative Societies	320.30
(vi) Contribution to Debentures of Apex Land Mortgage Banks	1,646.59
(vii) Special Component Plan-Ordinary Debentures	62.00
(viii) Special Component Plan- World Bank Programme	2,214.26
(ix) Special Component Plan-Apex Co-operative Bank- Urban Bank of Maharashtra and Goa	525.00
(x) Urban Credit Society	(-) 1,146.83 <i>(a)</i>
(xi) Share capital contribution to District Central Co-operative Banks	48,271.49
(xii) Other Schemes/Works each costing ₹ 1 Crore and less	...	(-) 56.60	(-) 31.29	(-) 154.37 <i>(a)</i>	(-) 185.66	(-) 1,837.86 <i>(a)</i>
Total, '107'	(-) 56.60	(-) 31.29	(-) 154.37	(-) 185.66	53,984.48	+ 228.02

(a) Minus expenditure and minus balance is due to receipts and recoveries being more than expenditure

STATEMENT No.16 - DETAILED STATEMENT OF CAPITAL EXPENDITURE BY MINOR HEADS AND SUB HEADS - *contd...*(Figures in *italics* represent *Charged Expenditure*)

Nature of expenditure	Expenditure during 2021-22	Expenditure during 2022-23			Total	Expenditure to end of 2022-23	Percentage Increase (+)/ decrease (-) during the year
		Committed State Fund	State Fund	Scheme Central Assistance (including CSS/CS)			
1.	2.	3.	4.	5.	6.	7.	8.
<i>(₹ in lakh)</i>							
(C) - Capital Account of Economic Services- <i>contd...</i>							
<i>(a) - Capital Account of Agriculture and Allied Activities- <i>contd...</i></i>							
4425 - Capital Outlay on Co-operation - <i>contd...</i>							
108 - Investments in Other Co-operatives-							
<i>(a) Warehousing and Marketing Co-operatives-</i>							
Share Capital Contribution-							
<i>(i) Co-operative Marketing Societies</i>	(-) 1,057.16 <i>(a)</i>
<i>(ii) Co-operative Marketing Societies distributing agricultural inputs</i>	68.99
<i>(iii) Maharashtra State Co-operative Marketing Federation</i>	382.00
<i>(iv) Selected Marketing Societies</i>	2,111.60
<i>(v) Construction of Godowns</i>	3,125.80
<i>(vi) Maharashtra State Co-operative Oil Seed Growers Federation</i>	64.19
<i>(vii) Women's Co-operative Societies</i>	68.84
<i>(viii) Maharashtra State Co-operative Cotton Grower's Marketing Federation</i>	670.30
<i>(ix) Share Capital to Agro Processing Societies (Kolhe Committee) (SP)</i>	...	60.85	4.27	4.27	687.80	- 92.98
<i>(x) Other Schemes/Works each costing ₹ 1 Crore and less</i>	...	(-) 1,897.48	(-) 102.34	(-) 2,533.63 <i>(a)</i>	(-) 2,635.97	(-) 15,337.24 <i>(a)</i>	+ 38.92
Total, '(a)'	...	(-) 1,836.63	(-) 102.34	(-) 2,529.36	(-) 2,631.70	(-) 9,214.88	+ 43.29
<i>(b) Co-operative Spinning Mills-</i>							
<i>(i) Other Schemes/Works each costing ₹ 1Crore and less</i>	423.16
Total, '(b)'	423.16

(a) Minus expenditure and minus balance is due to receipts and recoveries being more than expenditure

STATEMENT No.16 - DETAILED STATEMENT OF CAPITAL EXPENDITURE BY MINOR HEADS AND SUB HEADS - *contd..*

Nature of expenditure	Expenditure during 2021-22	(Figures in <i>italics</i> represent <i>Charged</i> Expenditure)				Total	Expenditure to end of 2022-23	Percentage Increase (+)/ decrease (-) during the year
		Committed		Expenditure during 2022-23				
		State Fund	Scheme	State Fund	Central Assistance (including CSS/CS)			
1.	2.	3.	4.	5.	6.	7.	8.	
<i>(₹ in lakh)</i>								
(C) - Capital Account of Economic Services- <i>contd..</i>								
<i>(a) - Capital Account of Agriculture and Allied Activities- <i>contd..</i></i>								
4425 - Capital Outlay on Co-operation - <i>contd..</i>								
108 - Investments in Other Co-operatives- <i>concl'd.</i>								
(c) Industrial Co-operatives-								
(i) Share Capital Contribution to Co-operative Societies for establishment of Industrial Estates	629.90	
(ii) Acquisition of land for Co-operative Societies for establishment of Industrial Estates	831.25	
(iii) Share Capital Contribution to Industrial Co-operatives	1,055.24	
(iv) Other Schemes/Works each costing ₹ 1 Crore and less	(-) 14,112.63 ^(x)	
Total, ' (c) '	(-) 11,596.24	
Total, '108' ..	(-) 1,836.63	(-) 102.34	(-) 2,529.36	(-) 2,631.70	(-) 20,387.96	+ 43.29	
190 - Investments in Public Sector and Other Undertakings -								
(i) Share Capital Contribution to Co-operative Spinning Mills	...	2,077.17	9,263.87	9,263.87	1,93,222.72 + 345.99	
(ii) Co-operative Sugar Factories	...	75.00	81,458.88	- 100.00	
(iii) Sugar Factories	47,995.66	
(iv) Agricultural Processing Societies	...	312.65	139.75	12,518.92	- 55.30	
(v) Processing Industries	2,742.49	
(vi) Share Capital Contribution to Maharashtra Co-operative Development Corporation Limited	7,242.00	16,046.44	+ 100.00	
Total, '190' ..	2,464.82	16,645.62	16,645.62	3,53,985.11	+ 575.33	
796 - Tribal Areas Sub-Plan								
(i) Share Capital Contribution to Maharashtra State Co-operative Tribal Development Corporation	3,047.21	3,047.21	18,177.75 + 100.00	
(ii) Share Capital contribution to Shabari Tribal Finance and Development corporation Limited	6,859.16	
(iii) Share Capital contribution to co-operative Spinning Mills (TASP)	517.50	
(iv) Share Capital contribution to Adiwasis Co-operative Societies - State Plan Scheme (TASP)	462.66	
(v) Other Schemes/Works each costing of ₹ 1 Crore and less	644.62	
Total, '796'	3,047.21	3,047.21	26,661.69	+ 100.00	

(x) *Minus* balance is due to receipts and recoveries being more than expenditure

STATEMENT No.16 - DETAILED STATEMENT OF CAPITAL EXPENDITURE BY MINOR HEADS AND SUB HEADS - *contd..*(Figures in *italics* represent *Charged Expenditure*)

Nature of expenditure	Expenditure during 2021-22	Expenditure during 2022-23			Total	Expenditure to end of 2022-23	Percentage Increase (+)/ decrease (-) during the year
		Committed State Fund	State Fund	Central Assistance (including CSS/CS)			
1.	2.	3.	4.	5.	6.	7.	8.
<i>(₹ in lakh)</i>							
(C) - Capital Account of Economic Services- <i>contd..</i>							
<i>(a) - Capital Account of Agriculture and Allied Activities- <i>concl.</i></i>							
4425 - Capital Outlay on Co-operation - <i>concl.</i>							
797 - Transfers to Reserve Funds/Deposits Accounts	-16.00
901 - <i>Deduct</i> -Receipts and Recoveries on Capital Account	(-) 8,886.75
Total, '4425'	571.59	(-) 133.63	17,009.10	16,875.47	4,05,340.57	+ 2852.37
4435 Capital Outlay on Other Agricultural Programmes							
190 - Investments in Public Sector and Other Undertakings - Asian Development Bank Aided Maharashtra Agri Business Network Project (Magnet)	9,936.00	9,936.00	14,030.00	+ 142.70
Total, '190'	4,094.00	9,936.00	9,936.00	14,030.00	+ 142.70
01 - Marketing and Quality Control-							
199 - Investments in Other Non-Government Institutions	947.54
901 - <i>Deduct</i> -Receipts and Recoveries on capital account	(-) 153.00
Total, '01'	794.54
Total, '4435'	4,094.00	9,936.00	9,936.00	14,824.54	+ 142.70
Total, (a) Capital Account of Agriculture and Allied Activities	5,27,868.73	3,06,395.15	3,87,250.84	31,645.73	7,25,291.72	57,89,567.98	+ 37.40
(b) Capital Account of Rural Development-							
4515 - Capital Outlay on Other Rural Development Programmes -							
102 - Community Development-	1,28,533.90	1,57,801.39	1,57,801.39	13,48,878.87	+ 22.77
103 - Rural Development-	1,438.36	1,438.36	1,438.36	+ 100.00
190 - Investment in Public Sector and Other Undertakings - Share Capital Contribution to Maharashtra Rural Development Corporation Limited	5.00
800 - Other Expenditure	46,437.41	76,775.07 ^(a)	76,775.07	6,04,131.01	+ 65.33
901 - <i>Deduct</i> -Receipts and Recoveries on Capital Account	(-) 23.76	(-) 408.82	(-) 408.82	(-) 1,163.86	+ 1620.62
Total, '4515'	1,74,947.55	2,35,606.00	2,35,606.00	19,53,289.38	+ 34.67
Total, (b) Capital Account of Rural Development	1,74,947.55	2,35,606.00	2,35,606.00	19,53,289.38	+ 34.67

^(a) Includes an expenditure of ₹ 551.72 lakh incurred on payment of grants-in-aid

STATEMENT No.16 - DETAILED STATEMENT OF CAPITAL EXPENDITURE BY MINOR HEADS AND SUB HEADS - *contd...*(Figures in *italics* represent *Charged Expenditure*)

Nature of expenditure	Expenditure during 2021-22	Expenditure during 2022-23			Total	Expenditure to end of 2022-23	Percentage Increase (+)/ decrease (-) during the year
		Committed State Fund	State Fund	Scheme Central Assistance (including CSS/CS)			
1.	2.	3.	4.	5.	6.	7.	8.
<i>(₹ in lakh)</i>							
(C) - Capital Account of Economic Services- <i>contd...</i>							
<i>(c) - Capital Account of Special Areas Programmes</i>							
4551 - Capital Outlay on Hill Areas							
<i>60 - Other Hill Areas</i>							
060 - Other Hill Areas 15,208.53	16,774.10	16,774.10	69,017.75	+ 10.29
800 - Other Expenditure	62,328.86
901 - <i>Deduct</i> -Receipts and Recoveries on Capital Account	(-) 30.24
Total, '4551'	15,208.53	16,774.10	16,774.10	1,31,316.37	+ 10.29
Total, (c) Capital Account of Special Areas Programmes	15,208.53	16,774.10	16,774.10	1,31,316.37	+ 10.29
<i>(d) - Capital Account of Irrigation and Flood Control-</i>							
4700 - Capital Outlay on Major Irrigation -							
<i>80 - General</i>							
190 - Investment in Public Sector and Other Undertakings-							
<i>(i)</i> Share Capital Contribution to Maharashtra Krishna Valley Development Corporation	8,500.00	8,500.00	8,500.00	+ 100.00
<i>(ii)</i> Share Capital Contribution to Vidarbha Irrigation Development Corporation	9,850.49	9,850.49	9,850.49	+ 100.00
<i>(iii)</i> Share Capital Contribution to Tapi Irrigation Development Corporation	17,542.31	17,542.31	17,542.31	+ 100.00
<i>(iv)</i> Share Capital Contribution to Godavari Marathwada Irrigation Development Corporation	28,272.02	28,272.02	28,272.02	+ 100.00
Total, '190'	64,164.82	64,164.82	64,164.82	+ 100.00
Total, '4700'	64,164.82	64,164.82	64,164.82	+ 100.00
4701 - Capital Outlay on Major and Medium Irrigation -							
<i>01 - Major Irrigation Commercial- Government Irrigation Project-</i>							
208 Bhatsa Irrigation Project	10,726.22
212 Bhima Project	2,879.02
214 Bagh Project	2,101.23

STATEMENT No.16 - DETAILED STATEMENT OF CAPITAL EXPENDITURE BY MINOR HEADS AND SUB HEADS - *contd...*(Figures in *italics* represent *Charged Expenditure*)

Nature of expenditure	Expenditure during 2021-22	Expenditure during 2022-23			Total	Expenditure to end of 2022-23	Percentage Increase (+)/ decrease (-) during the year
		Committed State Fund	State Fund	Scheme Central Assistance (including CSS/CS)			
1.	2.	3.	4.	5.	6.	7.	8.
<i>(₹ in lakh)</i>							
(C) - Capital Account of Economic Services- <i>contd...</i>							
<i>(d) - Capital Account of Irrigation and Flood Control- <i>contd...</i></i>							
4701 - Capital Outlay on Major and Medium Irrigation - <i>contd...</i>							
01 - Major Irrigation Commercial- <i>concl.</i>							
Government Irrigation Project- <i>concl.</i>							
222 Dhom Balkawadi	2,148.52	...
353 Itiadoh Project	1,049.45	...
297 Pench Project	27,558.78	...
317 Surya Project	26,982.72	...
320 Tillari Project	39,290.28	...
331 Upper Penganga Project	2,046.05	...
337 Upper Wardha Project (C.A.D.A)	2,029.84	...
414 Lower Wunna Project (C.A.D.A)	2,022.07	...
419 Surya (C.A.D.A) Kalwa Thane	0.57	...
438 Lower Pendhi Project	939.87	...
259 Krishna Project	2,762.84	...
260 Kukadi Project	5,693.43	...
403 Chaskman Project	2,236.57	...
434 Other Project	...	2,550.56	...	2,796.14	2,796.14	72,032.95	+ 9.63
410 Khadkwasala Project	84.00	...
439 Nandur Madhmeshwar	5,273.55	...
796 Medium Irrigation Commercial Works/Projects having no expenditure during last five years (18 Projects)	...	(-) 339.45	(-) 339.45	- 100.00
	2,021.46	...
Total, "Government Irrigation Project" ...	2,211.11	...	2,796.14	...	2,796.14	2,09,539.97	+ 26.46
03 - Medium Project							
Government Irrigation Project							
630 Chandpur (Modernisation) Project	3,208.61	...
629 Chulband Project (Modernisation)	1,694.78	...
750 Jhansinagar Project	2,112.24	...
631 Kharband Project	4,877.34	...
752 Kirimiri Darun Project	2,567.22	...
602 Kolar River Project	2,280.53	...

STATEMENT No.16 - DETAILED STATEMENT OF CAPITAL EXPENDITURE BY MINOR HEADS AND SUB HEADS - *contd...*(Figures in *italics* represent *Charged Expenditure*)

Nature of expenditure	Expenditure during 2021-22	Expenditure during 2022-23			Total	Expenditure to end of 2022-23	Percentage Increase (+)/ decrease (-) during the year
		Committed State Fund	State Fund	Scheme Central Assistance (including CSS/CS)			
1.	2.	3.	4.	5.	6.	7.	8.
<i>(₹ in lakh)</i>							
(C) - Capital Account of Economic Services- <i>contd...</i>							
<i>(d) - Capital Account of Irrigation and Flood Control- <i>contd...</i></i>							
4701 - Capital Outlay on Major and Medium Irrigation - <i>contd...</i>							
03 - Medium Project- <i>concl.</i>							
Government Irrigation Project- <i>concl.</i>							
662 Pothara Project	5,233.96
632 Rawanwadi (Modernisation) Project	1,136.61
485 Sapan Project	14,015.60
751 Haranghat Project	4,242.63
358 Ratrapur Lift Irrigation Scheme	1,680.65
359 Bhehdana	933.26
436 Rajegaonkati Lift Irrigation Scheme	3,656.83
438 Arjuna Project	9,319.78
796 Andhola Project	51,788.35
101 Palsgaon Amdi	10.07
439 Secretary (CADA)	17,066.47
838 Korale Satandi Project	2,170.32
837 Wardha Diversion Pendhari	307.68
839 Bordinala Project	6.20
Works/Projects having no expenditure during last five years (66 Projects)	31,064.60
Total, '03' "Medium Project"	1,59,373.73
80 - General							
001- Direction and Administration	0.24
004- Research - Water Development Scientific Research
(i) Maharashtra Engineering Institute, Nashik	...	450.00	527.23	527.23	+ 17.16
(ii) Agencies having no expenditure during last five years (2 Agencies)	76.06
Total, '004' Research ...	450.00	527.23	527.23	4,902.74	+ 17.16

STATEMENT No.16 - DETAILED STATEMENT OF CAPITAL EXPENDITURE BY MINOR HEADS AND SUB HEADS - *contd..*(Figures in *italics* represent *Charged* Expenditure)

Nature of expenditure	Expenditure during 2021-22	Expenditure during 2022-23			Total	Expenditure to end of 2022-23	Percentage Increase (+)/ decrease (-) during the year
		Committed State Fund	State Fund	Scheme Central Assistance (including CSS/CS)			
1.	2.	3.	4.	5.	6.	7.	8.
<i>(₹ in lakh)</i>							
(C) - Capital Account of Economic Services - <i>contd..</i>							
(d) Capital Account of Irrigation and Flood Control - <i>contd..</i>							
4701 - Capital Outlay on Major and Medium Irrigation - <i>concl.</i>							
190 - Investment in Public Sector and Other Undertakings-							
(i) Share Capital Contribution to Maharashtra Krishna Valley Development Corporation	2,12,272.44	23,782.42	99,329.62	33,880.50	1,56,992.54	40,54,696.84	- 26.04
(ii) Share Capital Contribution to Vidarbha Irrigation Development Corporation	3,37,617.85	34,146.95	1,00,220.70	2,46,780.31	3,81,147.96	53,42,842.10	+ 12.89
(iii) Share Capital Contribution to Konkan Irrigation Development Corporation	63,164.52	7,474.40	13,038.57	36,731.32	57,244.29	9,37,366.73	- 9.37
(iv) Share Capital Contribution to Tapi Irrigation Development Corporation	1,35,491.43	8,379.11	42,459.78	93,967.36	1,44,806.25	14,32,473.24	+ 6.87
(v) Share Capital Contribution to Godavari Marathwada Irrigation Development Corporation	1,72,108.04	19,651.06	1,34,576.81	14,150.75	1,68,378.62	31,14,509.16	- 2.17
Total, '190'	9,20,654.28	93,433.94	3,89,625.48	4,25,510.24	9,08,569.66	1,48,81,888.07	- 1.31
797 - Transfer to/from Reserve Fund and Deposit Account - Expenditure met from Sugarcane Cess Fund	(-) 11.38
Amount met from Special Development Fund	(-) 2.95
Total, '797'	(-) 14.33
800 - Other Expenditure Other Works/Schemes/Investments costing ₹ 5 Crore and less	5,794.17	6,732.28	6,732.28	1,92,904.82	+ 16.19
Expenditure by Mechanical Organisations	(-) 87,868.43	(-) 48,639.17	(-) 48,634.15	2,05,261.41	- 44.65
Total, '800'	(-) 82,074.26	(-) 41,906.89	(-) 41,901.87	3,98,166.23	- 48.95
Total, '80'	8,39,030.02	93,433.94	3,48,245.82	4,25,510.24	8,67,195.02	1,52,84,942.95	+ 3.36
Total, '4701'	8,41,241.13	93,433.94	3,51,041.96	4,25,510.24	8,69,991.16	1,56,53,856.65	+ 3.42

(a) Minus expenditure is due to receipts & recoveries being more than expenditure

STATEMENT No.16 - DETAILED STATEMENT OF CAPITAL EXPENDITURE BY MINOR HEADS AND SUB HEADS - *contd...*

Nature of expenditure	Expenditure during 2021-22	(Figures in <i>italics</i> represent <i>Charged Expenditure</i>)				Expenditure to end of 2022-23	Percentage Increase (+)/ decrease (-) during the year	
		Committed		Scheme				Total
		State Fund	State Fund	Central Assistance (including CSS/CS)	Total			
1.	2.	3.	4.	5.	6.	7.	8.	
<i>(₹ in lakh)</i>								
(C) - Capital Account of Economic Services - <i>contd...</i>								
(d) Capital Account of Irrigation and Flood Control - <i>contd...</i>								
4702 - Capital Outlay on Minor Irrigation								
101 - Surface Water-								
(i) Land Development Under Ayacut Development Programme	7,956.66	
(ii) Land Development Works under Major/ Medium Projects under Non-CADA Sector	...	20,900.86	37,337.30	37,337.30	+ 78.64	
Total, '101'	...	20,900.86	37,337.30	37,337.30	+ 78.64	
102 - Ground Water-								
(i) Works/Projects having no expenditure during last 5 years (3 Works)	167.40	
Total, '102'	167.40	
190 - Investment in Public Sector & Other Undertakings-								
Share Capital Contribution to Vidarbha Irrigation Development Corporation	1,600.00	1,600.00	+ 100.00	
796 - Tribal Areas Sub-Plan	...	1,534.99	727.95	727.95	- 52.58	
800 - Other Expenditure- Minor Irrigation Works	...	1,179.01	1,007.40	1,007.40	- 14.56	
80 - General								
001- Direction and Administration	1,227.39	
Total, '001'	1,227.39	
190 - Investment in Public Sector & Other Undertakings-								
(i) Share Capital Contribution to the Irrigation Development Corporation of Maharashtra Limited, Pune	192.64	
(ii) Share Capital Contribution to Maharashtra Krishna Valley Development Corporation	...	23,354.78	22,479.39	22,479.39	- 3.75	
(iii) Share Capital Contribution to Konkan Irrigation Development Corporation	...	34,759.82	17,685.52	17,685.52	- 49.12	
(iv) Share Capital Contribution to Tapi Irrigation Development Corporation	...	10,854.35	4,752.05	4,752.05	- 56.22	
(v) Share Capital Contribution to Godavari Marathwada Irrigation Developemnt Corporation	...	18,127.73	14,211.27	7,201.58	21,412.85	+ 18.12	

Includes an expenditure of ₹ 380 lakh incurred on payment of grants-in-aid

STATEMENT No.16 - DETAILED STATEMENT OF CAPITAL EXPENDITURE BY MINOR HEADS AND SUB HEADS - *contd..*

Nature of expenditure	Expenditure during 2021-22	(Figures in <i>italics</i> represent <i>Charged</i> Expenditure)				Expenditure to end of 2022-23	Percentage Increase (+)/ decrease (-) during the year
		Expenditure during 2022-23		Total	Total		
		Committed State Fund	Scheme State Fund				
1.	2.	3.	4.	5.	6.	7.	8.
<i>(₹ in lakh)</i>							
(C) - Capital Account of Economic Services - <i>contd..</i>							
<i>(d) Capital Account of Irrigation and Flood Control - <i>contd..</i></i>							
4702 - Capital Outlay on Minor Irrigation - <i>concl.</i>							
80 - General							
190 - Investment in Public Sector & Other Undertakings- <i>concl.</i>							
<i>(vi) Share Capital Contribution to Vidarbha Irrigation Development Corporation</i>							
	56,384.24	16,309.75	37,103.69	53,413.44	7,84,615.59	- 5.27
Total, '190'	1,43,480.92	75,437.98	44,305.27	1,19,743.25	15,72,395.46	- 16.54
796 - Tribal Areas Sub-Plan	50,217.05
797 - Transfers to/from Reserve Funds and Deposit Accounts	(-) 10.82
800 - Other Expenditure- Minor Irrigation Works	694.38	1,310.17 #	1,310.17	3,46,438.93	+ 88.68
901 - <i>Deduct-</i> Receipts & Recoveries on Capital Account	(-) 1,011.70
Total, '4702'	1,67,790.16	1,15,820.80	45,905.27	1,61,726.07	20,87,711.67	- 3.61
4711 - Capital Outlay on Flood Control Projects-							
01- Flood Control-							
001 - Direction and Administration-	1,073.57	1,600.00	1,600.00	5,792.83	+ 49.04
103 - Civil Works- Other Schemes/Works each costing ₹ 5 Crore and less	2,799.84	2,989.12	2,989.12	22,072.38	+ 6.76
190 - Investments in Public Sector and Other Undertakings-							
<i>(i) Maharashtra Krishna Valley Development Corporation</i>	1,212.56	4,899.30	4,899.30	17,254.04	+ 304.05
<i>(ii) Godavari Marathwada Irrigation Development Corporation</i>	72.50	39.85	39.85	16,349.26	- 45.03

Includes an expenditure of ₹ 84.27 lakh incurred on payment of grants-in-aid

STATEMENT No.16 - DETAILED STATEMENT OF CAPITAL EXPENDITURE BY MINOR HEADS AND SUB HEADS - *contd...*

Nature of expenditure	Expenditure during 2021-22	(Figures in <i>italics</i> represent <i>Charged Expenditure</i>)				Expenditure to end of 2022-23	Percentage Increase (+)/ decrease (-) during the year	
		Committed		Expenditure during 2022-23				Total
		State Fund	State Fund	Central Assistance (including CSS/CS)	Total			
1.	2.	3.	4.	5.	6.	7.	8.	
<i>(₹ in lakh)</i>								
(C) - Capital Account of Economic Services - <i>contd...</i>								
<i>(d) Capital Account of Irrigation and Flood Control - <i>concl.</i></i>								
4711 - Capital Outlay on Flood Control Projects- <i>concl.</i>								
01- Flood Control- <i>concl.</i>								
190 - Investments in Public Sector and Other Undertakings- <i>concl.</i>								
<i>(iii) Share Capital Contribution to Konkan</i>								
Irrigation Development Corporation	877.39	90.00	90.00	2,678.38	- 89.74	
<i>(iv) Vidarbha Irrigation Development Corporation</i>	1,750.00	1,750.00	7,122.99	+ 100.00	
<i>(v) Share Capital Contribution to Tapi Irrigation Development Corporation</i>	421.63	511.53	511.53	5,236.34	+ 21.32	
Total, '190'	2,584.08	7,290.68	7,290.68	48,641.01	+ 182.14	
800- Other Expenditure	57.54	107.47	107.47	1,678.71	+ 86.77	
901 - <i>Deduct- Receipts and Recoveries on Capital Account</i>	(-) 3,159.00	
Total, '01'	6,515.03	11,987.27	11,987.27	75,025.93	+ 83.99	
02 - Anti-Sea Erosion Projects-								
103 - Civil Works-								
Schemes each costing ₹ 5 Crore and less	5,130.43	4,034.78	4,034.78	20,053.91	- 21.36	
800- Other Expenditure	19,885.05	
Total, '02'	5,130.43	4,034.78	4,034.78	39,938.96	- 21.36	
03 - Drainage-								
103 - Civil Works-								
Other Schemes/Works each costing ₹ 5 Crore and less	19.21	19.21	4,101.20	+ 100.00	
Total, '03'	19.21	19.21	4,101.20	+ 100.00	
Total '4711'	11,645.46	16,041.26	16,041.26	1,19,066.09	+ 37.75	
Total, (d)-Capital Account of Irrigation and Flood Control	10,20,676.75	93,433.94	4,82,904.02	5,35,580.33	11,11,923.31	1,79,24,799.23	+ 8.94	

STATEMENT No.16 - DETAILED STATEMENT OF CAPITAL EXPENDITURE BY MINOR HEADS AND SUB HEADS - *contd...*(Figures in *italics* represent *Charged Expenditure*)

Nature of expenditure	Expenditure during 2021-22	Expenditure during 2022-23			Total	Expenditure to end of 2022-23	Percentage Increase (+)/ decrease (-) during the year
		Committed State Fund	State Fund	Scheme Central Assistance (including CSS/CS)			
1.	2.	3.	4.	5.	6.	7.	8.
				<i>(₹ in lakh)</i>			
(C) - Capital Account of Economic Services- <i>contd...</i>							
<i>(e) - Capital Account of Energy</i>							
4801 - Capital Outlay on Power Projects-							
01- Hydel Generation -							
A - Hydro-Electric-Projects-							
820 Koyna Hydro-Electric Scheme (Stage IV)	20,389.78	1,434.99	1,434.99	2,73,107.84	- 92.96
837 Vaitarna Hydro-Electric Project (Stage I)	2,812.46
801 Bhandardara Hydro-Electric Project	12,598.78
817 Koyna Dam Power House	555.23	306.86	306.86	42,038.08	- 44.73
850 Kumbhe Hydro Electric Project	798.23	1.17	1.17	26,107.68	- 99.85
835 Tillari Hydro-Electric Project	8,327.67
829 Sardar Sarovar Project	4,379.42	3,439.95	3,439.95	2,04,657.30	- 21.45
830 Shahanoor Hydro-Electric Project	682.51
803 Bhatsa Hydro-Electric Project	(-) 1.72	(-) 2.06 <i>(a)</i>	(-) 2.06	1,737.84	+ 19.77
812 Dudhganga Hydro-Electric Project	6,065.52
833 Surya Right Bank Canal (Drop) Project	1,471.29
813 Ghatgar Pumped Storage Scheme	431.22	1,76,000.96	- 100.00
815 Karanjwan Hydro-Electric Project	1,807.50
823 Manikdoh Hydro-Electric Project	2,104.17
832 Surya Hydro-Electric Project	2,714.54
838 Warna Hydro-Electric Project	3,694.93
810 Dimbhe Hydro-Electric Project	1,520.23
839 Yeoteshwar Hydro-Electric Project	121.03
834 Terwan Medhe Hydro-Electric Project	204.49
811 Dolwhal Hydro-Electric Project	1,866.36
822 Majalgaon Hydro-Electric Project	1,487.45
848 Konal Hydro-Electric Project	2,432.26

(a) Minus expenditure is due to receipts and recoveries being more than expenditure

STATEMENT No.16 - DETAILED STATEMENT OF CAPITAL EXPENDITURE BY MINOR HEADS AND SUB HEADS - *contd...*

Nature of expenditure	Expenditure during 2021-22	(Figures in <i>italics</i> represent <i>Charged</i> Expenditure)				Expenditure to end of 2022-23	Percentage Increase (+)/ decrease (-) during the year
		Expenditure during 2022-23		Total	Total		
		Committed State Fund	Scheme State Fund				
1.	2.	3.	4.	5.	6.	7.	8.
<i>(₹ in lakh)</i>							
(C) - Capital Account of Economic Services - <i>contd...</i>							
<i>(e) - Capital Account of Energy- <i>contd...</i></i>							
4801 - Capital Outlay on Power Projects- <i>contd...</i>							
<i>01- Hydel Generation- <i>concl.</i></i>							
A - Hydro-Electric-Projects- <i>concl.</i>							
849 Wan Hydro-Electric Project	890.66
851 Kal Hydro-Electric Project	134.86	97,373.17	- 100.00
856 Tillari Hydro-Electric Project Stage II	16.17	16.17	682.02	+ 100.00
Works/Projects having no expenditure during last 5 years (19 Projects)	50,210.69
Total, 'A' ...	26,687.02	5,197.08	5,197.08	9,22,717.43	- 80.53
B - Thermo-Electric Schemes-							
Works/Projects having no expenditure during last five years (5 Projects)	130.91
190- Investment in Public Sector and Other Undertaking -							
<i>(i) Share Capital Contribution to Maharashtra Krishna Valley Development Corporation (M.K.V.D.C.)</i>	1,994.94
<i>(ii) Share Capital Contribution to Godavri Marathwada Irrigation Development Corporation</i>	50.00	1,412.38	- 100.00
Total, '190' ...	50.00	3,407.32	- 100.00
Total, 'B' ...	50.00	3,538.23	- 100.00
Total, '01' ...	26,737.02	5,197.08	5,197.08	9,26,255.66	- 80.56

STATEMENT No.16 - DETAILED STATEMENT OF CAPITAL EXPENDITURE BY MINOR HEADS AND SUB HEADS - *contd..*(Figures in *italics* represent *Charged Expenditure*)

Nature of expenditure	Expenditure during 2021-22	Expenditure during 2022-23			Total	Expenditure to end of 2022-23	Percentage Increase (+)/ decrease (-) during the year
		Committed State Fund	State Fund	Scheme Central Assistance (including CSS/CS)			
1.	2.	3.	4.	5.	6.	7.	8.
<i>(₹ in lakh)</i>							
(C) - Capital Account of Economic Services- <i>contd..</i>							
<i>(e) - Capital Account of Energy- <i>concl.</i></i>							
4801 - Capital Outlay on Power Projects- <i>concl.</i>							
02- Thermal Power Generation -							
190- Investment in Public Sector and Other Undertaking -							
Capital Investment in Maharashtra State Power							
Generation Corporation Limited (MAHAGENCO)							
	50,000.00	9,114.10	9,114.10	8,70,079.74	- 81.77
Total, '02'	50,000.00	9,114.10	9,114.10	8,70,079.74	- 81.77
05- Transmission and Distribution -							
190- Investment in Public Sector and Other Undertaking -							
Capital Investment in Maharashtra State Electricity							
Board Holding Company Limited (MSEDCL)							
	50,000.00	34,941.00	34,941.00	5,37,002.92	- 30.12
Total, '05'	50,000.00	34,941.00	34,941.00	5,37,002.92	- 30.12
80 - General-							
101 - Investment in State Electricity Boards -							
Investment in the Maharashtra State Electricity							
Board (M.S.E.B)							
	3,46,462.00
Total, '101'	3,46,462.00
Total, '80'	3,46,462.00
Total, '4801'	1,26,737.02	49,252.18	49,252.18	26,79,800.32	- 61.14
4803 - Capital Outlay on Coal and Lignite-							
800 - Other Expenditure							
Kamptee Coal Fields							
	0.31
Total, '4803'	0.31
Total, (e) Capital Account of Energy	1,26,737.02	49,252.18	49,252.18	26,79,800.63	- 61.14
(f) Capital Account of Industry and Minerals-							
4851 - Capital Outlay on Village and Small Industries-							
101 - Industrial Estates-							
Expenditure on Industrial Estates							
	113.57
102 - Small Scale Industries-							
<i>(i)</i> Small Scale Industries Development							
Corporation Limited, Mumbai							
	1,439.41

STATEMENT No.16 - DETAILED STATEMENT OF CAPITAL EXPENDITURE BY MINOR HEADS AND SUB HEADS - *contd...*(Figures in *italics* represent *Charged Expenditure*)

Nature of expenditure	Expenditure during 2021-22	Expenditure during 2022-23			Total	Expenditure to end of 2022-23	Percentage Increase (+)/ decrease (-) during the year
		Committed State Fund	Scheme State Fund	Central Assistance (including CSS/CS)			
1.	2.	3.	4.	5.	6.	7.	8.
				(₹ in lakh)			
(C) - Capital Account of Economic Services- <i>contd...</i>							
(f) <i>Capital Account of Industry and Minerals- contd...</i>							
4851 - Capital Outlay on Village and Small Industries- <i>contd...</i>							
102 - Small Scale Industries- <i>concl.</i>							
(ii) Leather Industries Development Corporation of Maharashtra Limited, Mumbai	521.30
(iii) Development Corporation of Konkan Limited	331.27
(iv) Western Maharashtra Development Corporation Limited, Pune	57.50
(v) Marathwada Development Corporation Limited, Aurangabad	346.16
(vi) Capital Contribution to Marathwada Development Corporation for setting up of Tool Room Training Centre at Aurangabad	304.00
(vii) Development Corporation of Vidharbha Limited, Nagpur	388.78
(viii) Construction and Repairs of District Udyog Bhavan	120.00
Total, '102'	3,508.42
109 - Composite Village and Small Industries Co-operatives-							
(i) Share Capital Contribution to Maharashtra Handloom Weavers Co-operatives Societies	381.37

STATEMENT No.16 - DETAILED STATEMENT OF CAPITAL EXPENDITURE BY MINOR HEADS AND SUB HEADS - *contd..*

Nature of expenditure	Expenditure during 2021-22	(Figures in <i>italics</i> represent <i>Charged</i> Expenditure)				Total	Expenditure to end of 2022-23	Percentage Increase (+)/ decrease (-) during the year
		Committed		Expenditure during 2022-23				
		State Fund	State Fund	Central Assistance (including CSS/CS)				
1.	2.	3.	4.	5.	6.	7.	8.	
<i>(₹ in lakh)</i>								
(C) - Capital Account of Economic Services-<i>contd.</i>								
<i>(f) Capital Account of Industry and Minerals- contd..</i>								
4851 - Capital Outlay on Village and Small Industries- <i>contd..</i>								
109 - Composite Village and Small Industries Co-operatives- <i>concl.</i>								
(iii) Share Capital Contribution to weaving Co-operatives Institutions	730.23	
(iv) Share Capital Contribution to Maharashtra Rajya Hatmag Vinkar Sahakari Marketing Federation Limited	100.00	
(v) Share Capital Contribution to the Industrial Co-operative of Backward Classes	161.54	
(vi) Construction of Workshed by Apex/ Regional/Primary Handloom Weavers Co-operatives Societies (NCDC)	264.61	
(vii) Refund of Share Capital by Co-operative Societies	(-) 236.13	
(viii) Special Contribution to Powerloom Co-operative	5,158.82	
(ix) Other Schemes/Works each costing ₹ 1 Crore and less	328.36	
(x) <i>Deduct</i> - Recoveries-Composite Village and Small Industries Co-operatives	(-) 915.14	
Total, '109'	5,973.66	
190 - Investment in Public Sector and Other Undertakings -								
(i) Share Capital Contribution to Maharashtra State Handloom Corporation, Nagpur	3,311.03	
(ii) Share Capital Contribution to Industrial Co-operatives Institutions	2,351.07	

STATEMENT No.16 - DETAILED STATEMENT OF CAPITAL EXPENDITURE BY MINOR HEADS AND SUB HEADS - *contd..*(Figures in *italics* represent *Charged Expenditure*)

Nature of expenditure	Expenditure during 2021-22	Expenditure during 2022-23			Total	Expenditure to end of 2022-23	Percentage Increase (+)/ decrease (-) during the year
		Committed State Fund	Scheme State Fund	Central Assistance (including CSS/CS)			
1.	2.	3.	4.	5.	6.	7.	8.
<i>(₹ in lakh)</i>							
(C) - Capital Account of Economic Services- <i>contd..</i>							
<i>(f) Capital Account of Industry and Minerals- <i>contd..</i></i>							
4851 - Capital Outlay on Village and Small Industries- <i>concltd.</i>							
190 - Investment in Public Sector and Other Undertakings - <i>concltd.</i>							
(iii) Share Capital Contribution to Maharashtra State Powerloom Corporation, Mumbai	90.00	64.00	64.00	2,086.54	- 28.89
(iv) Share Capital Contribution to the Powerloom Co-operative Societies	10,340.08
(v) Share Capital Contribution to Industrial Co-operatives of Block level village artisans (Balutedars)	1,109.26
Total, '190'	90.00	64.00	64.00	19,197.98	- 28.89
796 - Tribal Areas Sub-Plan	27.87
800 - Other Expenditure-
(i) Water Supply to Industrial Area	52.64
(ii) Buildings	54.33
Total, '800'	106.97
901 - <i>Deduct-</i> Receipts & Recoveries on Capital Account	(-) 80.88	(-) 0.65	(-) 69.81	(-) 70.46	(-) 221.19	- 12.88
Total, '4851'	9.12	(-) 0.65	(-) 5.81	(-) 6.46	28,707.28	- 170.83
4853 - Capital Outlay on Non-Ferrous							
Mining and Metallurgical Industries-							
01 - Mineral Exploration and Development-							
190 - Investment in Public Sector and Other Undertakings -							
(i) Investment in State Mining Corporation Limited, Nagpur	135.49
(ii) Share Capital to Manganese Ore (India) Limited, Nagpur	129.95
Total, '190'	265.44
Total, '01'	265.44
60 - Other Mining and Metallurgical Industries-							
190 - Investments in Public Sector and Other Undertaking-							
Share Capital to Manganese Ore (India) Limited, Nagpur	12.40
Total, '60'	12.40
Total, '4853'	277.84

STATEMENT No.16 - DETAILED STATEMENT OF CAPITAL EXPENDITURE BY MINOR HEADS AND SUB HEADS - *contd...*(Figures in *italics* represent *Charged Expenditure*)

Nature of expenditure	Expenditure during 2021-22	Expenditure during 2022-23			Total	Expenditure to end of 2022-23	Percentage Increase (+)/ decrease (-) during the year
		Committed State Fund	State Fund	Scheme Central Assistance (including CSS/CS)			
1.	2.	3.	4.	5.	6.	7.	8.
<i>(₹ in lakh)</i>							
(C) - Capital Account of Economic Services- <i>contd...</i>							
(f) Capital Account of Industry and Minerals- <i>contd...</i>							
4855 - Capital Outlay on Fertilizer Industries-							
101 - Investment in Co-operative Fertilizer Factories-							
(i) Share Capital Contribution to the Maharashtra State Co-operative Fertilizers and Chemicals	130.00
(ii) Share Capital Contribution to the Granulated Fertilizers Plant	68.25
(iii) Krishak Bharti Co-operative Fertilizer Project (Maharashtra State Co-operative Marketing Federation)	210.00
Total, '101'	408.25
190 - Investment in Public Sector and Other Undertakings - Maharashtra Agricultural Development and Fertilizer Corporation Limited (MAFCO)	10.00
Total, '4855'	418.25
4857 - Capital Outlay on Chemicals and Pharmaceutical Industries-							
01 - Chemical and Pesticides Industries-							
800 - Other Expenditure	17.40
Total, '4857'	17.40
4860 - Capital Outlay on Consumer Industries-							
01- Textiles-							
190 - Investment in Public Sector and Other Undertakings - (i) Maharashtra State Textile Corporation	23,426.78

STATEMENT No.16 - DETAILED STATEMENT OF CAPITAL EXPENDITURE BY MINOR HEADS AND SUB HEADS - *contd...*(Figures in *italics* represent *Charged Expenditure*)

Nature of expenditure	Expenditure during 2021-22	Expenditure during 2022-23			Total	Expenditure to end of 2022-23	Percentage Increase (+)/ decrease (-) during the year
		Committed State Fund	State Fund	Scheme Central Assistance (including CSS/CS)			
1.	2.	3.	4.	5.	6.	7.	8.
<i>(₹ in lakh)</i>							
(C) - Capital Account of Economic Services- <i>contd...</i>							
<i>(f) Capital Account of Industry and Minerals- <i>contd...</i></i>							
4860 - Capital Outlay on Consumer Industries- <i>contd...</i>							
01- <i>Textiles-concl.</i>							
190 - Investment in Public Sector and Other Undertakings - <i>concl.</i>							
(ii) Payment of Pre-nationalised, statutory dues of Empress Mills Workers	824.32
(iii) Pulgaon Cotton Mills, Wardha	3.40
(iv) Share Capital Contribution to the Marathwada Textile Corporation, Nanded	11,279.59
Total, '190'	35,534.09
797 - Transfer to/from Reserve Funds and Deposit Account	(-) 85.38
800 - Other Expenditure-							
(i) Expenses on account of Electrification, Machinery, Rehabilitation Programme of Shri Shahu Chatrapati Mills, Kolhapur	106.13
(ii) Capital expenditure on the Narsinggirji Mills, Solapur	419.75
(iii) Other schemes/ investments each costing ₹ 1 Crore and less	194.90
Total, '800'	720.78
Total, '01'	36,169.49
60 - <i>Others-</i>							
800 - Other Expenditure-							
Other Schemes/Works each costing ₹ 1 Crore and less	26.03

STATEMENT No.16 - DETAILED STATEMENT OF CAPITAL EXPENDITURE BY MINOR HEADS AND SUB HEADS - *contd..*(Figures in *italics* represent *Charged Expenditure*)

Nature of expenditure	Expenditure during 2021-22	Expenditure during 2022-23			Total	Expenditure to end of 2022-23	Percentage Increase (+)/ decrease (-) during the year
		Committed State Fund	State Fund	Scheme Central Assistance (including CSS/CS)			
1.	2.	3.	4.	5.	6.	7.	8.
<i>(₹ in lakh)</i>							
(C) - Capital Account of Economic Services - <i>contd..</i>							
<i>(f) Capital Account of Industry and Minerals- <i>contd..</i></i>							
4860 - Capital Outlay on Consumer Industries- <i>concl.</i>							
<i>60 - Others- <i>concl.</i></i>							
797 - Transfer to/from reserve funds and deposit account	(-) 10.63
901 - <i>Deduct-</i> Receipts & Recoveries on Capital Account	(-) 0.08
Total, '60'	15.32
Total, '4860'	36,184.81
4875 - Capital Outlay on Other Industries							
<i>60 - Other Industries</i>							
004 - Research and Development	6,030.74
800 - Other Expenditure
(i) Creation & development of Industrial Infrastructure	1,968.06	7,252.00	7,252.00	32,794.54
Total, '4875'	1,968.06	7,252.00	7,252.00	38,825.28
4885 - Other Capital Outlay on Industries and Minerals							
<i>01 - Investments in Industrial Financial Institutions-</i>							
190 - Investments in Public Sector and Other Undertakings-							
(i) Marathwada Development Corporation Limited, Aurangabad	713.08
(ii) State Industrial and Investment Corporation of Maharashtra, Mumbai (SICOM)	5,772.00
(iii) Development Corporation of Konkan Limited	549.86
(iv) Development Corporation of Vidarbha Limited, Nagpur	328.19
(v) Western Maharashtra Development Corporation Limited, Pune	248.40
(vi) Maharashtra Electronics Corporation Limited, Mumbai	968.60
(vii) Maharashtra State Mining Corporation Limited, Nagpur	71.19
(viii) Maharashtra Petro-Chemical Corporation Limited, Mumbai	649.00

STATEMENT No.16 - DETAILED STATEMENT OF CAPITAL EXPENDITURE BY MINOR HEADS AND SUB HEADS - *contd...*

Nature of expenditure	Expenditure during 2021-22	(Figures in <i>italics</i> represent <i>Charged</i> Expenditure)				Expenditure to end of 2022-23	Percentage Increase (+)/ decrease (-) during the year	
		Committed		Scheme				Total
		State Fund	State Fund	Central Assistance (including CSS/CS)				
1.	2.	3.	4.	5.	6.	7.	8.	
<i>(₹ in lakh)</i>								
(C) - Capital Account of Economic Services- <i>contd...</i>								
(f) <i>Capital Account of Industry and Minerals- contd...</i>								
4885 - Other Capital Outlay on Industries and Minerals- <i>contd...</i>								
01 - <i>Investments in Industrial Financial Institutions- conclud.</i>								
190 - Investments in Public Sector and Other Undertakings- <i>conclud.</i>								
(ix) Maharashtra State Financial Corporation, Mumbai	3,380.19
(x) Central Institute of Plastics Engineering and Technology (CIPET), Pune	800.00
Total, '190'	13,480.51
Total, '01'	13,480.51
60 - Others-								
800 - Other Expenditure-								
(i) Expenditure by State Government for Maharashtra Industrial Development Corporation for Industrial Development	3,697.36
(ii) Aid to the Maharashtra Industrial Development Corporation for Thal-Vaishat Water Supply Scheme	298.75
(iii) Expenditure by the Government of India for Industrial Growth Centre	1,400.00
(iv) Share Capital Contribution to sick Industrial Units Revival	636.96
(v) State Industrial and Investment Corporation of Maharashtra (SICOM)	300.00

STATEMENT No.16 - DETAILED STATEMENT OF CAPITAL EXPENDITURE BY MINOR HEADS AND SUB HEADS - *contd..*

Nature of expenditure	Expenditure during 2021-22	(Figures in <i>italics</i> represent <i>Charged</i> Expenditure)			Total	Expenditure to end of 2022-23	Percentage Increase (+)/ decrease (-) during the year
		Expenditure during 2022-23		Total			
		Committed State Fund	Scheme State Fund				
1.	2.	3.	4.	5.	6.	7.	8.
<i>(₹ in lakh)</i>							
(C) - Capital Account of Economic Services- <i>contd..</i>							
<i>(f) Capital Account of Industry and Minerals- <i>concl.</i></i>							
4885 - Other Capital Outlay on Industries and Minerals- <i>concl.</i>							
60 - Others- <i>concl.</i>							
800 - Other Expenditure-							
(vi) Investment in Maharashtra Petrochemical Corporation Limited, Mumbai	246.66
(vii) Establishment of Export Promotion Industries part at Ambarnath	999.70
(viii) Expenditure by the Government of India for Industrial Growth Centre	715.00
(ix) Share capital contribution to Mahanagar Gas Limited	987.78
(x) Other Schemes/Works each costing ₹ 1 Crore and less	8.45
Total, '800'	9,290.66
Total, '60'	9,290.66
Total, '4885'	22,771.17
Total, (f) Capital Account of Industry and Minerals	1,977.18	(-) 0.65	7,246.19	7,245.54	1,27,202.03	+ 266.46
<i>(g) Capital Account of Transport</i>							
5002 Capital Outlay on Indian Railways-Commercial Lines-							
01 - Capital bearing dividend Liability-							
190 - Investment in Government commercial undertakings –							
(i) Other Public Sector Undertakings-	15,132.00
(ii) Maharashtra Railways Infrastructure Development Company	...	6,258.77	4,450.00	15,958.77	- 28.90
Total, '190'	6,258.77	4,450.00	31,090.77	- 28.90
Total, '01'	6,258.77	4,450.00	31,090.77	- 28.90
Total, '5002'	6,258.77	4,450.00	31,090.77	- 28.90
5051 - Capital Outlay on Ports and Light Houses-							
02 - Minor Ports-							
200 - Other Small Ports	2,278.95
796 - Tribal Areas Sub-Plan	3.44
Total, '5051'	2,282.39

STATEMENT No.16 - DETAILED STATEMENT OF CAPITAL EXPENDITURE BY MINOR HEADS AND SUB HEADS - *contd..*

Nature of expenditure	Expenditure during 2021-22	(Figures in <i>italic</i> represent <i>Charged</i> Expenditure)				Total	Expenditure to end of 2022-23	Percentage Increase (+)/ decrease (-) during the year
		Committed State Fund	Expenditure during 2022-23		Total			
			State Fund	Central Assistance (including CSS/CS)				
1.	2.	3.	4.	5.	6.	7.	8.	
<i>(₹ in lakh)</i>								
(C)- Capital Account of Economic Services- <i>contd..</i>								
(g) Capital Account of Transport - <i>contd..</i>								
5053 - Capital Outlay on Civil Aviation-								
02 - Air Ports-								
102 - Aerodromes-Landing Grounds	1,517.14	...	
190 - Investment in Public Sector and Other Undertakings - PM Gatishakti -Development Of Airport Projects Maharashtra Airport Development Company	5,500.00	...	5,500.00	5,500.00	+ 100.00	
800 - Other Expenditure- Purchase of Helicoptors	2,277.34	...	
Total, '5053'	5,500.00	...	5,500.00	9,294.48	+ 100.00	
5054 - Capital Outlay on Roads and Bridges-								
01 - National Highways-								
337 - Road Works	158.11	...	
Total, '01'	158.11	...	
03 - State Highways-								
001 - Direction and Administration	407.74	...	
052 - Machinery and Equipment	4,728.60	...	1,41,149.81	...	1,41,149.81	1,56,178.72	+ 2885.02	
101 - Bridges-	1,59,948.37	...	
337 - Road Works	2,27,229.46	...	2,33,997.03	...	2,33,997.03	20,17,486.80	+ 2.98	
796 - Tribal Areas Sub-Plan	1,351.62	...	
800 - Other Expenditure	1,01,454.78	...	
Total, '03'	2,31,958.06	...	3,75,146.84	...	3,75,146.84	24,36,828.03	+ 61.73	
04 - District and Other Roads-								
010 - Minimum Needs Programme	6,336.90	...	
101 - Bridges-	156.15	...	98.86	...	98.86	1,516.62	- 36.69	
337 - Road Works	7,62,624.59	...	9,05,086.15	...	9,05,086.15	35,54,109.15	+ 18.68	
796 - Tribal Areas Sub-Plan	17,405.69	...	41,753.12	...	41,753.12	6,32,244.83	+ 139.88	
800 - Other Expenditure-	
(i) District and Other Roads	65,021.63	...	72,062.11 (a)	...	72,062.11	22,21,987.55	+ 10.83	
(ii) Roads of Inter-State Importance	108.39	...	
Total, '800'	65,021.63	...	72,062.11	...	72,062.11	22,22,095.94	+ 10.83	
901 - <i>Deduct</i> -Receipts and Recoveries on Capital Account	(-) 6,567.54	...	
Total, '04'	8,45,208.06	...	10,19,000.24	...	10,19,000.24	64,09,735.90	+ 20.56	

(a) Includes an expenditure of ₹ 1,160 lakh incurred on payment of grants-in-aid

STATEMENT No.16 - DETAILED STATEMENT OF CAPITAL EXPENDITURE BY MINOR HEADS AND SUB HEADS - *contd..*(Figures in *italics* represent *Charged Expenditure*)

Nature of expenditure	Expenditure during 2021-22	Expenditure during 2022-23			Total	Expenditure to end of 2022-23	Percentage Increase (+) decrease (-) during the year
		Committed State Fund	State Fund	Scheme Central Assistance (including CSS/CS)			
1.	2.	3.	4.	5.	6.	7.	8.
<i>(₹ in lakh)</i>							
(C)- Capital Account of Economic Services- <i>contd..</i>							
(g) Capital Account of Transport - <i>contd..</i>							
5054 - Capital Outlay on Roads and Bridges- <i>concl.</i>							
05 - Roads-							
337 - Road Works	2,07,100.00	2,07,100.00	2,07,100.00	+ 100.00
Total, '05'	2,07,100.00	2,07,100.00	2,07,100.00	+ 100.00
80 - General-							
001 - Direction and Administration	4,358.13
190 - Investments in Public Sector and Other Undertakings -							
(i) Maharashtra State Road Development Corporation, Limited	77,382.56
(ii) Government Shares in the construction of Roads and Bridges Projects of Hybrid Annuity basis	9,71,000.00	4,05,000.00	4,05,000.00	29,78,187.14	- 58.29
(iii) Payment towards interest during construction on loan raised by the MSRDC for Nagpur Mumbai Super communication Expressway	2,18,000.00	2,18,000.00	2,18,000.00	+ 100.00
(iv) Share Capital Contribution to MSRDC towards Equity/ Flexi Equity for Nagpur - Mumbai Super Communication Expressway	3,50,000.00	3,50,000.00	3,50,000.00	+ 100.00
(v) Share Capital Contribution to Maharashtra State Road Development Corporation for Development of Rewas-Reddy Coastal Road	4,500.00	4,500.00	4,500.00	+ 100.00
Total, '190'	9,71,000.00	9,77,500.00	9,77,500.00	36,28,069.70	+ 0.67
796 - Tribal Areas Sub-Plan	99,593.98
797 - Transfers to/from Reserve Funds and Deposit Accounts	(-) 1.46
800 - Other Expenditure-							
(i) Machinery and Equipments	238.47
(ii) Other Expenditure	594.68	764.29	764.29	16,261.51	+ 28.52
Total, '800'	594.68	764.29	764.29	16,499.98	+ 28.52
901 - <i>Deduct-</i> Receipts and Recoveries on Capital Account	(-) 0.13	(-) 1,270.13	- 100.00
Total, '80'	9,71,594.55	764.29	9,77,500.00	37,47,250.20	+ 0.69
Total, '5054'	20,48,760.67	764.29	25,78,747.08	1,28,01,072.24	+ 25.91

STATEMENT No.16 - DETAILED STATEMENT OF CAPITAL EXPENDITURE BY MINOR HEADS AND SUB HEADS - *contd..*

Nature of expenditure	Expenditure during 2021-22	(Figures in <i>italics</i> represent <i>Charged</i> Expenditure)				Expenditure to end of 2022-23	Percentage Increase (+) decrease (-) during the year
		Expenditure during 2022-23		Total	Total		
		Committed State Fund	Scheme State Fund				
1.	2.	3.	4.	5.	6.	7.	8.
<i>(₹ in lakh)</i>							
(C)- Capital Account of Economic Services - <i>contd..</i>							
(g) Capital Account of Transport - <i>concl.</i>							
5055 - Capital Outlay on Road Transport-							
190 - Investments in Public Sector and Other Undertakings- Capital Contribution to the Maharashtra State Road Transport Corporation, Mumbai 52,960.61	79,865.31	79,865.31	6,15,034.33	+ 50.80
Total, '5055'	52,960.61	79,865.31	79,865.31	6,15,034.33	+ 50.80
5056 - Capital Outlay on Inland Water Transport-							
796 - Tribal Areas Sub-Plan	0.92
800 - Other Expenditure- Development of Inland Water Transport	426.21
Total, '5056'	427.13
5075 - Capital Outlay on Other Transport Services - 60 - Others-							
190 - Investments in Public Sector Undertakings- Investment in Konkan Railway Corporation	17,822.25
Total, '5075'	17,822.25
Total, (g) Capital Account of Transport	21,07,980.05	80,629.60	25,88,697.08	26,69,326.68	1,34,77,023.59	+ 26.63
(h) Capital Account of Communication							
5275 - Capital Outlay on Other Communication Services-							
101 - Other Communication Facilities	37,773.00	37,773.00	37,773.00	+ 100.00
Total, '5275'	37,773.00	37,773.00	37,773.00	+ 100.00
Total, (h) Capital Account of Communication	37,773.00	37,773.00	37,773.00	+ 100.00
(i) Capital Account of Science, Technology and Environment -							
5402 - Capital Outlay on Space Research-							
001 - Direction and Administration	107.15
799 - Suspense	(-) 0.01
Total, '5402'	107.14
Total, (i) Capital Account of Science, Technology and Environment	107.14

STATEMENT No.16 - DETAILED STATEMENT OF CAPITAL EXPENDITURE BY MINOR HEADS AND SUB HEADS - *contd..*

Nature of expenditure	Expenditure during 2021-22	(Figures in <i>italics</i> represent <i>Charged</i> Expenditure)				Expenditure to end of 2022-23	Percentage Increase (+)/ decrease (-) during the year	
		Committed		Expenditure during 2022-23				Total
		State Fund	Scheme	State Fund	Central Assistance (including CSS/CS)			
1.	2.	3.	4.	5.	6.	7.	8.	
<i>(₹ in lakh)</i>								
(C)- Capital Account of Economic Services- <i>contd..</i>								
(j) Capital Account of General Economic Services								
5452 - Capital Outlay on Tourism-								
01 - Tourist Infrastructure								
101 - Tourist Centre	9,989.73	4,743.57	4,743.57	48,850.78	- 52.52	
Total, '01'	9,989.73	4,743.57	4,743.57	48,850.78	- 52.52	
80 - General-								
190 - Investment in Public Sector and Other Undertaking- Maharashtra Tourism Development Corporation Limited, Mumbai	1,588.88	
800 - Other Expenditure- Other Schemes/Works each costing ₹ 1 Crore and less	92.03	
Total, '5452'	9,989.73	4,743.57	4,743.57	50,531.69	- 52.52	
5465 - Investments in General Financial and Trading Institutions -								
01 - Investments in General Financial Institutions-								
190 - Investment in Public Sector and Other Undertakings, Banks etc.-								
(i) Maharashtra State Financial Corporation, Mumbai	47.50	
(ii) Gramin Banks	4,600.00	8,531.20	8,531.20	19,277.09	+ 85.46	
(iii) Maharashtra Irrigation Finance Company Limited	1,84,467.40	
(iv) Other Schemes/Works each costing ₹ 1 Crore and less	10.48	
Total, '190'	4,600.00	8,531.20	8,531.20	2,03,802.47	+ 85.46	
Total, '5465'	4,600.00	8,531.20	8,531.20	2,03,802.47	+ 85.46	

STATEMENT No.16 - DETAILED STATEMENT OF CAPITAL EXPENDITURE BY MINOR HEADS AND SUB HEADS - *concl.*(Figures in *italics* represent *Charged* Expenditure)

Nature of expenditure	Expenditure during 2021-22	Expenditure during 2022-23			Total	Expenditure to end of 2022-23	Percentage Increase (+)/ decrease (-) during the year
		Committed State Fund	State Fund	Scheme Central Assistance (including CSS/CS)			
1.	2.	3.	4.	5.	6.	7.	8.
<i>(₹ in lakh)</i>							
(C) - Capital Account of Economic Services- <i>concl.</i>							
<i>(j) Capital Account of General Economic Services - <i>concl.</i></i>							
5475 - Capital Outlay on Other General Economic Services- <i>concl.</i>							
101 - Land Ceilings	258.77
102 - Civil Supplies-							
(i) Share Capital Contribution to Consumers Co-operative Societies/Stores	1,344.52
(ii) Share Capital Contribution to the Urban Co-operative Consumer Societies	120.85
(iii) Recoveries adjusted in the accounts in reduction of expenditure- Civil Supplies (Distribution of consumers articles in rural areas)	(-) 937.87
(iv) Construction of Buildings for Consumer Forum	625.00	249.55 <i>(a)</i>	249.55	- 60.07
(v) Other Schemes/works each costing ₹ 1 Crore and less	86.49	86.49	909.03
Total, '102'	625.00	336.04	336.04	3,824.94
190 - Investment in Public Sector and Other Undertakings, Banks etc.- Investment In Maha ARC Limited For Capital Asset Creation And Asset-Reconstruction	31,100.00	31,100.00	31,100.00
202 - Compensation to landholders on abolition of Zamindari System	(-) 24.49
Total, '202'	(-) 24.49
800 - Other Expenditure-	100.00	383.44	383.44	+ 283.44
901 - <i>Deduct</i> -Receipts and Recoveries on Capital Account	(-) 1.45	(-) 0.52	(-) 1.35	(-) 1.87	(-) 31.91	+ 28.97
Total, '5475'	723.55	(-) 0.52	31,434.69	383.44	31,817.61	36,409.30	+ 4297.43
Total, (j) Capital Account of General Economic Services	15,313.28	(-) 0.52	44,709.46	383.44	45,092.38	2,90,743.46	+ 194.47
Total, C-Capital Account of Economic Services	39,90,709.09	4,80,457.52	38,50,212.87	5,67,609.50	48,98,284.91	4,24,11,622.81	+ 22.74
Grand Total	46,67,038.84	6,09,250.17	48,75,066.43	6,74,873.66	61,64,360.82	4,97,53,280.77	+ 32.08
				Salaries *	29,398.45		
				Subsidy	757.92		
				Grant-in-aid *	3,44,070.07		

^(a) Includes an expenditure of ₹ 56.49 lakh incurred on payment of grants-in-aid

* These figures are included in Grand Total

STATEMENT No. 17- DETAILED STATEMENT OF BORROWINGS AND OTHER LIABILITIES

(a) Statement of Public Debt and Other Obligations

Description of Debt 1	Balance as on 1 April 2022 2	Additions during the year 3	Discharges during the year 4	Balance as on 31 March 2023 5	Net Increase (+)/ Decrease(-)		Interest Paid 8
					6 In ₹	7 In Per cent	
E- Public Debt (1)							
6003 - Internal Debt of the State Government							
(<i>₹ in lakh</i>)							
101 - Market Loans							
(i) Market Loans bearing Interest	3,80,23,900.50	72,00,000.00	29,18,500.00	4,23,05,400.50	+ 42,81,500.00	+ 11.26	28,97,204.31
(ii) Market Loans not bearing Interest	528.61	(-) 424.38	104.23	- 424.38	- 80.28
Total, '101'	3,80,24,429.11	71,99,575.62	29,18,500.00	4,23,05,504.73	+ 42,81,075.62	+ 11.26	28,97,204.31
103 - Loans from Life Insurance Corporation of India	(-) 105.79	(-) 105.79 (a)
104 - Loans from General Insurance Corporation of India	23.66	23.66
105 - Loans from National Bank for Agricultural and Rural Development	20,91,663.94	5,05,282.09	2,04,564.41	23,92,381.62	+ 3,00,717.68	+ 14.38	1,21,878.74
106 - Compensation and Other Bonds	340.61	(-) 160.12 (d)	180.49	- 160.12	- 47.01
107 - Loans from State Bank of India and Other Banks	201.22	201.22
108 - Loans from National Co-operative Development Corporation	(-) 6,487.85	27.75	1,045.52	(-) 7,505.62 (b)	- 1,017.77	+ 15.69	173.26
109 - Loans from Other Institutions	(-) 2,703.65	28,970.00	26,266.35	+ 28,970.00	- 1071.51	965.83
111 - Special Securities issued to National Small Savings Fund of the Central Government	43,99,340.00	5,38,070.80	38,61,269.20	- 5,38,070.80	- 12.23	4,23,238.57
112 - Special Drawing facility on 91 days	7,12,925.00	7,12,925.00	154.67
190 - Loans from Public sector and other undertakings	1,251.72	1,251.72	- 1,251.72	- 100.00	58.30
800 - Other Loans	7.89	7.89
Total '6003' Internal Debt of the State Government	4,45,07,960.86	84,46,620.34	43,76,357.45	4,85,78,223.75	+ 40,70,262.89	+ 9.15	34,43,673.68 (c)

(1) Details are given in Annexure to Statement No. 17

(a) Minus balance is due to misclassification. It is under reconciliation with LIC of India and Pay and Accounts Office, Mumbai

(b) Minus balance is due to misclassification. It is under reconciliation with Public Works Department and Water Resources Department

(c) Excludes Management Debt Charges of ₹ 8,493.53 lakh and ₹ 988.26 lakh expenditure connected with the issue of new Loan and sale of Securities held in Cash Balance Investment Account

(d) Minus receipts is due to rectification of misclassification during previous year

STATEMENT No. 17 - DETAILED STATEMENT OF BORROWINGS AND OTHER LIABILITIES - *contd...*(a) Statement of Public Debt and Other obligations - *contd...*

Description of Debt 1	Balance as on 1 April 2022 2	Additions during the year 3	Discharges during the year 4	Balance as on 31 March 2023 5	Net Increase (+)/ Decrease(-)		Interest Paid 8
					6 In ₹	7 In Per cent	
<i>(₹ in lakh)</i>							
E- Public Debt - <i>concl.</i>							
6004 - Loans and Advances from the Central Government							
01 - Non-Plan Loans							
201 - House Building Advances	4.50	4.50
800 - Other Loans	2,694.63	560.83	2,133.80	- 560.83	- 20.81	292.55
Total, '01'	2,699.13	560.83	2,138.30	- 560.83	- 20.78	292.55
02 - Loans for State/Union Territory Plan Schemes							
101 - Block Loans	2,83,475.19	58,779.56	2,24,695.63	- 58,779.56	- 20.74	38,476.81
105 - State Plan Loans Consolidated in terms of recommendations of the 12th Finance Commission	97,471.13	33,997.05	63,474.08 ^(a)	- 33,997.05	- 34.88	7,310.34
Total, '02'	3,80,946.32	92,776.61	2,88,169.71	- 92,776.61	- 24.35	45,787.15
07 - Pre 1984-85 Loans							
101 - Rehabilitation of Displaced Persons, Repatriates etc.	43.44	43.44
102 - National Loan Scholarship Scheme	629.45	629.45
Total, '07'	672.89	672.89
09 - Other loans for States/Union Territories with Legislature							
101 - Block Loans	34,11,250.58	10,23,588.73	9,809.43	44,25,029.88 ^(b)	+ 10,13,779.30	+ 29.72	4.14
Total, '6004' Loans and Advances from the Central Government	37,95,568.92	10,23,588.73	1,03,146.87	47,16,010.78	+ 9,20,441.86	+ 24.25	46,083.84
Grand Total, E - Public Debt	4,83,03,529.78	94,70,209.07	44,79,504.32	5,32,94,234.53	+ 49,90,704.75	+ 10.33	34,89,757.52
I - Small Savings, Provident Funds etc. -							
(b) - Provident Funds							
8009 - State Provident Funds	24,55,183.67	5,22,465.09	4,90,381.35	24,87,267.41	+ 32,083.73	+ 1.31	2,49,414.15
Total, (b) Provident Funds	24,55,183.67	5,22,465.09	4,90,381.35	24,87,267.41	+ 32,083.74	+ 1.31	2,49,414.15
(c) - Other Accounts							
8010 - Trust and Endowments	11.91	11.91
8011 - Insurance and Pension Funds	4,60,497.56	68,804.07	43,243.82	4,86,057.81	+ 25,560.25	+ 5.55	31,231.50
Total, (c) - Other Accounts	4,60,509.47	68,804.07	43,243.82	4,86,069.72	+ 25,560.25	+ 5.55	31,231.50
Total, I - Small Savings, Provident Funds etc.	29,15,693.14	5,91,269.16	5,33,625.17	29,73,337.13	+ 57,643.98	+ 1.98	2,80,645.65

(a) Excludes unadjusted amount of ₹ 2,670.31 lakh on account of excess repayment of Central loans made by Government of Maharashtra

(b) Includes an amount of ₹ 25,75,936 lakh pertaining to back to back loans to State in lieu of GST compensation shortfall

STATEMENT No. 17 - DETAILED STATEMENT OF BORROWINGS AND OTHER LIABILITIES - *contd...*(a) Statement of Public Debt and Other obligations -*contd...*

Description of Debt 1	Balance as on 1 April 2022 2	Additions during the year 3	Discharges during the year 4	Balance as on 31 March 2023 5 (₹ in lakh)	Net Increase (+)/ Decrease(-)		Interest Paid 8
					6 In ₹	7 In Per cent	
J - Reserve Funds -							
<i>(a) - Reserve Funds bearing interest</i>							
8115 - Depreciation / Renewal Reserve	34.91	34.91
8121 - General and Other Reserve Funds -	4,79,860.06	5,10,332.04	4,39,106.94	5,51,085.16	+ 71,225.10	+ 14.84	1,404.29
Total, (a) Reserve Funds bearing interest	4,79,894.97	5,10,332.04	4,39,106.94	5,51,120.07	+ 71,225.10	+ 14.84	1,404.29
<i>(b) - Reserve Funds not bearing interest-</i>							
8222 - Sinking Funds	5,62,989.26	5,62,989.26
8229 - Development and Welfare Funds	7,24,489.44	19,219.30	86,024.48	6,57,684.26	- 66,805.18	- 9.22
8235 - General and Other Reserve	25,627.71	49,881.97	29,187.58	46,322.10	+ 20,694.39	+ 80.75
Total, (b) Reserve Funds not bearing interest	7,50,117.15	6,32,090.53	6,78,201.32	7,04,006.36	- 46,110.79	- 6.15
Total, J - Reserve Funds	12,30,012.12	11,42,422.57	11,17,308.26	12,55,126.43	+ 25,114.31	+ 2.04	1,404.29
K - Deposits and Advances -							
<i>(a) - Deposits bearing interest</i>							
8336 - Civil Deposits	50,26,672.55	9,86,623.95	7,11,065.28	53,02,231.22	+ 2,75,558.67	+ 5.48	3,02,301.32
8338 - Deposits of Local Funds	8,904.07	8,904.07
8342 - Other Deposits	9,50,311.07	6,60,875.11	8,19,405.59	7,91,780.59	- 1,58,530.48	- 16.68	85,325.14
Total, (a) Deposits bearing interest	59,85,887.69	16,47,499.06	15,30,470.87	61,02,915.88	+ 1,17,028.19	+ 1.96	3,87,626.46
<i>(b) - Deposits not bearing interest-</i>							
8443 - Civil Deposits	21,90,403.03	40,35,937.52	37,80,563.20	24,45,777.35	+ 2,55,374.32	+ 11.66
8448 - Deposits of Local Funds	213.15	213.15
8449 - Other Deposits	3,786.71	1,08,395.84	1,08,415.00	3,767.55	- 19.16	- 0.51
Total, (b) Deposits not bearing interest	21,94,402.89	41,44,333.36	38,88,978.20	24,49,758.05	+ 2,55,355.16	+ 11.64
Total, K - Deposits and Advances-	81,80,290.58	57,91,832.42	54,19,449.07	85,52,673.93	+ 3,72,383.35	+ 4.55	3,87,626.46
Total, Debt and Other Interest Bearing Obligations	6,06,29,525.62	1,69,95,733.22	1,15,49,886.82	6,60,75,372.02	+ 54,45,846.40	+ 8.98	41,59,433.92 (a)

(a) Excludes Management Debt Charges of ₹ 8,493.53 lakh and ₹ 988.26 lakh expenditure connected with the issue of new Loan and sale of Securities held in Cash Balance Investment Account

STATEMENT No. 17 - DETAILED STATEMENT OF BORROWINGS AND OTHER LIABILITIES - contd...

(b) Maturity Profile

(i) Maturity Profile of Internal Debt

Year	Description of Market loans State Development Loan/ Government	Loans from				Compen- sation and other bonds	Ways & Means Advances	Special securities issued to NSSF of Central Govt.	Loans from NCDC	Loans from other Institutions	Total
		SBI	LIC	GIC	NABARD						
1	2	3	4	5	6	7	8	9	10	11	12
Upto 2022-23	104.23	104.23
2023-24	30,26,235.40	5,38,070.80	35,64,306.20
2024-25	30,08,300.00	5,38,070.80	35,46,370.80
2025-26	34,50,000.00	4,87,649.65	39,37,649.65
2026-27	43,24,800.00	4,24,204.20	47,49,004.20
2027-28	37,54,830.10	3,96,846.10	41,51,676.20
2028-29	33,34,235.00	3,57,120.95	36,91,355.95
2029-30	34,82,000.00	3,11,814.50	37,93,814.50
2030-31	55,50,000.00	2,33,049.85	57,83,049.85
2031-32	45,75,000.00	1,54,382.45	47,29,382.45
2032-33	40,00,000.00	1,07,995.05	41,07,995.05
2033-34	24,50,000.00	97,055.00	25,47,055.00
2034-35	8,50,000.00	89,367.10	9,39,367.10
2035-36	67,797.50	67,797.50
2036-37	5,00,000.00	30,272.55	5,30,272.55
2037-38	20,448.15	20,448.15
2038-39	7,124.55	7,124.55
Details of Maturity not available	201.22	(-) 105.79	23.66	23,92,381.62	180.49	(-) 7,505.62	26,274.24	24,11,449.82
Total :	4,23,05,504.73	201.22	(-) 105.79	23.66	23,92,381.62	180.49	38,61,269.20	(-) 7,505.62	26,274.24	4,85,78,223.75

STATEMENT No. 17 - DETAILED STATEMENT OF BORROWINGS AND OTHER LIABILITIES - *contd...*(b) - Maturity Profile - *contd...*(ii) Maturity Profile of Loans and Advances from the Central Government - *contd...*

Year	Non-Plan loans	Loans for State/ Union Territory Plan Schemes	Loans for Central Plan Schemes	Other Loans for State/Union Territories with Legislature	Pre 1984-85 Loans	(₹ in lakh)
						Total
(1)	(2)	(3)	(4)	(5)	(6)	(7)
2022-23
2023-24	503.13	51,980.52	52,483.65
2024-25	496.64	47,460.52	47,957.16
2025-26	485.26	9,501.04	9,986.30
2026-27	319.00	7,555.72	7,874.72
2027-28	134.80	5,586.44	5,721.24
2028-29	4,031.40	4,031.40
2029-30	2,703.73	2,703.73
2030-31	1,215.58	1,215.58
2031-32	345.70	345.70
2032-33	21.03	21.03
2033-34	16.94	16.94
2034-35	16.94	16.94
2035-36	0.09	0.09
2036-37	0.09	0.09
Unmatured amount	199.47	1,57,733.97	44,25,029.88	672.89	45,83,636.21
Total :	2,138.30	2,88,169.71	44,25,029.88	672.89	47,16,010.78

STATEMENT No. 17 - DETAILED STATEMENT OF BORROWINGS AND OTHER LIABILITIES - *contd...*

(c) Interest Rate Profile of Outstanding Loans

(i) Internal Debt of the State Government

Rate of Interest (Per cent)	Amount outstanding as on 31 March 2022									(₹ in lakh)
	Market Loans bearing interest	Compensation and other Bonds	Special Securities issued to NSSF of the Central Government	SBI	LIC/GIC	NABARD	NCDC	Others	Total	Share in total
(1)	(2)	(3)	(4)	(5)	(6)	(7)	(8)	(9)	(10)	(11)
Below 5.00	6,50,000.00	6,50,000.00	1.35
5.00 to 5.99	7,00,000.00	7,00,000.00	1.45
6.00 to 6.99	1,08,75,000.00	1,08,75,000.00	22.54
7.00 to 7.99	2,04,70,230.10	2,04,70,230.10	42.42
8.00 to 8.99	70,38,435.00	70,38,435.00	14.59
9.00 to 9.99	25,71,735.40	34,42,123.00	60,13,858.40	12.46
10.00 to 10.99	4,19,146.20	4,19,146.20	0.87
11.00 to 11.99
12.00 to 12.99
13.00 to 13.99
Above 13.99
Information is not made available by the State Government	340.61	201.22	(-) 82.13	20,91,663.94	(-) 6,487.85	(-)1,444.04	20,84,191.75	4.32
Market Loans not bearing interest	1,389.97	528.61	0.00
Total :	4,23,05,400.50	340.61	38,61,269.20	201.22	(-) 82.13	20,91,663.94	(-) 6,487.85	(-) 54.07	4,82,51,390.06	100.00

STATEMENT No. 17 - DETAILED STATEMENT OF BORROWINGS AND OTHER LIABILITIES - *concl.*(c) Interest Rate Profile of Outstanding Loans - *concl.*

(ii) Loans and Advances from the Central Government

(₹ in lakh)

Rate of Interest (Per cent)	Amount outstanding as on 1 April 2022	Share in total
(1)	(2)	(3)
Below 5.00	18,66,515.99	93.38
7.00 to 7.99	63,474.10	3.18
8.00 to 8.99
9.00 to 9.99	66,961.60	3.35
10.00 to 10.99
11.00 to 11.99	674.00	0.03
12.00 to 12.99	1,264.83	0.06
13.00 to 13.99
Total :	19,98,890.52	100.00

ANNEXURE TO STATEMENT No. 17

Description of Debt		Balance as on 1 April 2022	Additions during the year	Discharges during the year	Balance as on 31 March 2023
1		2	3	4	5 (₹ in lakh)
E- Public Debt					
6003 - Internal Debt of the State Government					
101 - Market Loans					
(a) - Market loans bearing interest-					
1	8.85 per cent Maharashtra Government Stock - 2022	1,80,000.00	1,80,000.00
2	8.91 per cent Maharashtra Government Stock - 2022	1,20,000.00	1,20,000.00
3	8.90 per cent Maharashtra Government Stock - 2022-A	2,00,000.00	2,00,000.00
4	8.85 per cent Maharashtra Government Stock - 2022	1,00,000.00	1,00,000.00
5	8.84 per cent Maharashtra Government Stock - 2022	1,00,000.00	1,00,000.00
6	8.90 per cent Maharashtra Government Stock - 2022-B	1,00,000.00	1,00,000.00
7	8.90 per cent Maharashtra Government Stock - 2022-C	1,56,250.00	1,56,250.00
8	8.63 per cent Maharashtra Government Stock - 2023	93,750.00	93,750.00
9	8.67 per cent Maharashtra State Development Loan - 2023	1,50,000.00	1,50,000.00
10	8.62 per cent Maharashtra Government Stock - 2023-A	1,87,500.00	1,87,500.00
11	8.62 per cent Maharashtra Government Stock - 2023-B	2,20,000.00	2,20,000.00
12	8.54 per cent Maharashtra Government Stock - 2023	1,42,500.00	1,42,500.00
13	7.95 per cent Maharashtra Government Stock - 2023	2,50,000.00	2,50,000.00
14	9.60 per cent Maharashtra Government Stock - 2023	1,32,090.00	1,32,090.00
15	9.56 per cent Maharashtra Government Stock - 2023	56,472.00	56,472.00
16	9.51 per cent Maharashtra State Development Loan - 2023	1,82,000.00	1,82,000.00
17	9.79 per cent Maharashtra State Development Loan - 2023	1,21,380.00	1,21,380.00
18	9.25 per cent Maharashtra State Development Loan - 2023	1,25,200.00	1,25,200.00
19	9.33 per cent Maharashtra State Development Loan - 2023	2,00,000.00	2,00,000.00
20	9.36 per cent Maharashtra State Development Loan - 2023	1,50,000.00	1,50,000.00
21	9.39 per cent Maharashtra State Development Loan - 2023	1,36,000.00	1,36,000.00
22	9.37 per cent Maharashtra State Development Loan - 2023	1,50,000.00	1,50,000.00
23	9.50 per cent Maharashtra State Development Loan - 2023	1,36,500.00	1,36,500.00
24	9.35 per cent Maharashtra State Development Loan - 2024-A	1,53,058.00	1,53,058.00
25	9.24 per cent Maharashtra State Development Loan - 2024	1,50,000.00	1,50,000.00
26	9.35 per cent Maharashtra State Development Loan - 2024-B	1,25,600.00	1,25,600.00
27	9.63 per cent Maharashtra State Development Loan - 2024	1,83,435.40	1,83,435.40
28	9.38 per cent Maharashtra State Development Loan - 2024	1,10,000.00	1,10,000.00
29	9.22 per cent Maharashtra State Development Loan - 2024	1,10,000.00	1,10,000.00
30	9.11 per cent Maharashtra State Development Loan - 2024	1,10,000.00	1,10,000.00
31	8.83 per cent Maharashtra State Development Loan - 2024	1,10,000.00	1,10,000.00
32	8.99 per cent Maharashtra State Development Loan - 2024	1,10,000.00	1,10,000.00
33	8.96 per cent Maharashtra State Development Loan - 2024	1,20,000.00	1,20,000.00
34	8.94 per cent Maharashtra State Development Loan - 2024	1,00,000.00	1,00,000.00
35	8.90 per cent Maharashtra State Development Loan - 2024	80,000.00	80,000.00
36	8.98 per cent Maharashtra State Development Loan - 2024	1,20,000.00	1,20,000.00
37	9.01 per cent Maharashtra State Development Loan - 2024	1,20,000.00	1,20,000.00
38	9.02 per cent Maharashtra State Development Loan - 2024	1,20,000.00	1,20,000.00
39	8.84 per cent Maharashtra State Development Loan - 2024	1,20,000.00	1,20,000.00
40	8.72 per cent Maharashtra State Development Loan - 2024	1,20,000.00	1,20,000.00
41	8.43 per cent Maharashtra State Development Loan - 2024	1,20,000.00	1,20,000.00

ANNEXURE TO STATEMENT No. 17 - *contd...*

Description of Debt		Balance as on 1 April 2022	Additions during the year	Discharges during the year	Balance as on 31 March 2023
1		2	3	4	3 (₹ in lakh)
E- Public Debt - <i>contd...</i>					
6003 - Internal Debt of the State Government - <i>contd...</i>					
101 - Market Loans - <i>contd...</i>					
(a) - Market loans bearing interest- <i>contd.</i>					
42	8.44 per cent Maharashtra State Development Loan - 2024	1,50,000.00	1,50,000.00
43	8.16 per cent Maharashtra State Development Loan - 2024	1,50,000.00	1,50,000.00
44	8.24 per cent Maharashtra State Development Loan - 2024	1,60,000.00	1,60,000.00
45	8.13 per cent Maharashtra State Development Loan - 2025	1,60,000.00	1,60,000.00
46	8.05 per cent Maharashtra State Development Loan - 2025	80,000.00	80,000.00
47	8.04 per cent Maharashtra State Development Loan - 2025	1,18,300.00	1,18,300.00
48	8.06 per cent Maharashtra State Development Loan - 2025	1,20,000.00	1,20,000.00
49	8.25 per cent Maharashtra State Development Loan - 2025-A	2,00,000.00	2,00,000.00
50	8.14 per cent Maharashtra State Development Loan - 2025	1,50,000.00	1,50,000.00
51	8.25 per cent Maharashtra State Development Loan - 2025-B	1,50,000.00	1,50,000.00
52	8.32 per cent Maharashtra State Development Loan - 2025	1,50,000.00	1,50,000.00
53	8.26 per cent Maharashtra State Development Loan - 2025	1,50,000.00	1,50,000.00
54	8.28 per cent Maharashtra State Development Loan - 2025	1,50,000.00	1,50,000.00
55	8.29 per cent Maharashtra State Development Loan - 2025	1,50,000.00	1,50,000.00
56	8.23 per cent Maharashtra State Development Loan - 2025	1,50,000.00	1,50,000.00
57	8.16 per cent Maharashtra State Development Loan - 2025	1,50,000.00	1,50,000.00
58	7.96 per cent Maharashtra State Development Loan - 2025	1,50,000.00	1,50,000.00
59	7.99 per cent Maharashtra State Development Loan - 2025	1,50,000.00	1,50,000.00
60	8.12 per cent Maharashtra State Development Loan - 2025	2,00,000.00	2,00,000.00
61	8.15 per cent Maharashtra State Development Loan - 2025	2,00,000.00	2,00,000.00
62	8.21 per cent Maharashtra State Development Loan - 2025	2,00,000.00	2,00,000.00
63	8.26 per cent Maharashtra State Development Loan - 2025-B	2,00,000.00	2,00,000.00
64	8.36 per cent Maharashtra State Development Loan - 2026	1,50,000.00	1,50,000.00
65	8.25 per cent Maharashtra State Development Loan - 2026	1,00,000.00	1,00,000.00
66	8.47 per cent Maharashtra State Development Loan - 2026	1,50,000.00	1,50,000.00
67	8.67 per cent Maharashtra State Development Loan - 2026	1,50,000.00	1,50,000.00
68	8.51 per cent Maharashtra State Development Loan - 2026	2,00,000.00	2,00,000.00
69	8.08 per cent Maharashtra State Development Loan - 2026	2,50,000.00	2,50,000.00
70	7.96 per cent Maharashtra State Development Loan - 2026	2,50,000.00	2,50,000.00
71	7.84 per cent Maharashtra State Development Loan - 2026	2,50,000.00	2,50,000.00
72	7.69 per cent Maharashtra State Development Loan - 2026	2,50,000.00	2,50,000.00
73	7.58 per cent Maharashtra State Development Loan - 2026	2,50,000.00	2,50,000.00
74	7.37 per cent Maharashtra State Development Loan - 2026	2,50,000.00	2,50,000.00
75	7.16 per cent Maharashtra State Development Loan - 2026	2,50,000.00	2,50,000.00
76	7.15 per cent Maharashtra State Development Loan - 2026	2,50,000.00	2,50,000.00
77	7.22 per cent Maharashtra State Development Loan - 2026	3,00,000.00	3,00,000.00
78	7.39 per cent Maharashtra State Development Loan - 2026	5,00,000.00	5,00,000.00
79	6.82 per cent Maharashtra State Development Loan - 2026	2,00,000.00	2,00,000.00
80	7.25 per cent Maharashtra State Development Loan - 2026	2,50,000.00	2,50,000.00
81	7.18 per cent Maharashtra State Development Loan - 2032-A	3,00,000.00	3,00,000.00

ANNEXURE TO STATEMENT No. 17 - *contd...*

Description of Debt		Balance as on 1 April 2022	Additions during the year	Discharges during the year	Balance as on 31 March 2023
1		2	3	4	5 (₹ in lakh)
E- Public Debt - <i>contd...</i>					
6003 - Internal Debt of the State Government - <i>contd...</i>					
101 - Market Loans - <i>contd...</i>					
(a) - Market loans bearing interest- <i>contd...</i>					
82	7.25 per cent Maharashtra State Development Loan - 2032	2,50,000.00	2,50,000.00
83	7.42 per cent Maharashtra State Development Loan - 2022 - A	2,00,000.00	2,00,000.00
84	7.51 per cent Maharashtra State Development Loan - 2027	2,00,000.00	2,00,000.00
85	7.18 per cent Maharashtra State Development Loan - 2029 - A	2,00,000.00	2,00,000.00
86	7.18 per cent Maharashtra State Development Loan - 2032 - B	3,00,000.00	3,00,000.00
87	7.18 per cent Maharashtra State Development Loan - 2029 - B	2,00,000.00	2,00,000.00
88	7.18 per cent Maharashtra State Development Loan - 2032 - A	3,00,000.00	3,00,000.00
89	7.18 per cent Maharashtra State Development Loan - 2029 - C	1,43,750.00	1,43,750.00
90	7.18 per cent Maharashtra State Development Loan - 2032 - B (JUN)	3,00,000.00	3,00,000.00
91	6.93 per cent Maharashtra State Development Loan - 2022	1,00,000.00	1,00,000.00
93	7.20 per cent Maharashtra State Development Loan - 2027 - A	1,00,000.00	1,00,000.00
94	6.94 per cent Maharashtra State Development Loan - 2022	70,000.00	70,000.00
95	7.18 per cent Maharashtra State Development Loan - 2029 -D	1,00,000.00	1,00,000.00
96	7.20 per cent Maharashtra State Development Loan - 2027 -B	1,00,000.00	1,00,000.00
97	7.02 per cent Maharashtra State Development Loan - 2022-A	50,000.00	50,000.00
98	7.33 per cent Maharashtra State Development Loan - 2027 - A	80,000.00	80,000.00
99	7.20 per cent Maharashtra State Development Loan - 2027 - C	1,00,000.00	1,00,000.00
100	7.20 per cent Maharashtra State Development Loan - 2027 - D	1,00,000.00	1,00,000.00
101	7.20 per cent Maharashtra State Development Loan - 2027 - E	75,000.00	75,000.00
102	7.20 per cent Maharashtra State Development Loan - 2027 - F	75,000.00	75,000.00
103	7.20 per cent Maharashtra State Development Loan - 2027 - G	75,000.00	75,000.00
104	7.20 per cent Maharashtra State Development Loan - 2027 - H	75,000.00	75,000.00
105	7.20 per cent Maharashtra State Development Loan - 2027 - I	75,000.00	75,000.00
106	7.42 per cent Maharashtra State Development Loan - 2022 - B	25,000.00	25,000.00
107	7.20 per cent Maharashtra State Development Loan - 2027 - J	75,000.00	75,000.00
108	7.40 per cent Maharashtra State Development Loan - 2023 - A	25,000.00	25,000.00
109	7.20 per cent Maharashtra State Development Loan - 2027 - K	75,000.00	75,000.00
110	7.40 per cent Maharashtra State Development Loan - 2023 - B	25,000.00	25,000.00
112	7.18 per cent Maharashtra State Development Loan - 2029 - E	50,000.00	50,000.00
113	7.40 per cent Maharashtra State Development Loan - 2023 - C	24,500.00	24,500.00
114	7.20 per cent Maharashtra State Development Loan - 2027 - L	74,800.00	74,800.00
115	7.42 per cent Maharashtra State Development Loan - 2022 - C	25,000.00	25,000.00
116	7.33 per cent Maharashtra State Development Loan - 2027 - B	1,00,000.00	1,00,000.00
117	7.89 per cent Maharashtra State Development Loan - 2024	50,000.00	50,000.00
118	7.18 per cent Maharashtra State Development Loan - 2029 - F	2,00,000.00	2,00,000.00
119	7.18 per cent Maharashtra State Development Loan - 2029 - G	2,00,000.00	2,00,000.00
120	7.18 per cent Maharashtra State Development Loan - 2029 - H	1,09,100.00	1,09,100.00
121	7.18 per cent Maharashtra State Development Loan - 2029 - I	73,000.00	73,000.00

ANNEXURE TO STATEMENT No. 17 - *contd...*

Description of Debt			Balance as on	Additions	Discharges	Balance as on
			1 April 2022	during the year	during the year	31 March 2023
1			2	3	4	5
						(₹ in lakh)
E- Public Debt - <i>contd...</i>						
6003 - Internal Debt of the State Government - <i>contd...</i>						
101 - Market Loans - <i>contd...</i>						
(a) - Market loans bearing interest- <i>contd...</i>						
122	7.18	per cent	Maharashtra State Development Loan - 2029 - J	52,000.00	52,000.00
123	7.02	per cent	Maharashtra State Development Loan - 2022-B	48,500.00
124	7.33	per cent	Maharashtra State Development Loan - 2027-C	2,00,000.00	2,00,000.00
125	8.56	per cent	Maharashtra State Development Loan - 2028	1,00,135.00	1,00,135.00
126	8.42	per cent	Maharashtra State Development Loan - 2028	2,00,000.00	2,00,000.00
127	8.08	per cent	Maharashtra Government Stock - 2028-A	2,00,000.00	2,00,000.00
128	8.08	per cent	Maharashtra Government Stock - 2028-B	2,50,000.00	2,50,000.00
129	8.08	per cent	Maharashtra Government Stock - 2028-C	1,00,000.00	1,00,000.00
130	8.08	per cent	Maharashtra Government Stock - 2028-D	1,00,000.00	1,00,000.00
131	8.08	per cent	Maharashtra Government Stock - 2028-E	1,00,000.00	1,00,000.00
132	7.18	per cent	Maharashtra State Development Loan - 2029-K	88,250.00	88,250.00
133	8.26	per cent	Maharashtra Government Stock - 2029	2,50,000.00	2,50,000.00
134	7.11	per cent	Maharashtra Government Stock - 2029	2,00,000.00	2,00,000.00
135	7.39	per cent	Maharashtra Government Stock - 2030	2,50,000.00	2,50,000.00
136	8.15	per cent	Maharashtra Government Stock - 2030	6,00,000.00	6,00,000.00
137	7.59	per cent	Maharashtra Government Stock - 2030	2,00,000.00	2,00,000.00
138	7.24	per cent	Maharashtra Government Stock - 2029	2,00,000.00	2,00,000.00
139	7.17	per cent	Maharashtra Government Stock - 2029	5,00,000.00	5,00,000.00
140	7.20	per cent	Maharashtra Government Stock - 2029	3,00,000.00	3,00,000.00
141	7.14	per cent	Maharashtra Government Stock - 2029	3,00,000.00	3,00,000.00
142	7.20	per cent	Maharashtra Government Stock - 2027	3,00,000.00	3,00,000.00
143	7.27	per cent	Maharashtra Government Stock - 2030	3,00,000.00	3,00,000.00
144	7.00	per cent	Maharashtra Government Stock - 2028	2,99,830.10	2,99,830.10
145	6.97	per cent	Maharashtra Government Stock - 2028	3,00,000.00	3,00,000.00
146	6.98	per cent	Maharashtra Government Stock - 2028	6,00,000.00	6,00,000.00
147	7.78	per cent	Maharashtra Government Stock - 2029	5,00,000.00	5,00,000.00
148	7.83	per cent	Maharashtra State Development Loan - 2030	5,00,000.00	5,00,000.00
149	7.60	per cent	Maharashtra State Development Loan - 2030	2,00,000.00	2,00,000.00
150	6.54	per cent	Maharashtra State Development Loan - 2030	5,00,000.00	5,00,000.00
151	4.54	per cent	Maharashtra State Development Loan - 2022	2,00,000.00
152	6.57	per cent	Maharashtra State Development Loan - 2030	3,00,000.00	3,00,000.00
153	4.45	per cent	Maharashtra State Development Loan - 2022	3,00,000.00
154	6.60	per cent	Maharashtra State Development Loan - 2031	2,00,000.00	2,00,000.00
155	4.76	per cent	Maharashtra State Development Loan - 2023	1,50,000.00	1,50,000.00
156	4.63	per cent	Maharashtra State Development Loan - 2023	2,00,000.00	2,00,000.00
157	4.39	per cent	Maharashtra State Development Loan - 2023	3,00,000.00	3,00,000.00
158	6.24	per cent	Maharashtra State Development Loan - 2028	3,00,000.00	3,00,000.00
159	6.44	per cent	Maharashtra State Development Loan - 2028	2,00,000.00	2,00,000.00
160	6.49	per cent	Maharashtra State Development Loan - 2031	2,00,000.00	2,00,000.00

ANNEXURE TO STATEMENT No. 17 - contd...

Description of Debt		Balance as on 1 April 2022	Additions during the year	Discharges during the year	Balance as on 31 March 2023
1		2	3	4	5 (₹ in lakh)
E- Public Debt - contd...					
6003 - Internal Debt of the State Government - contd...					
101 - Market Loans - contd...					
(a) - Market loans bearing interest- contd...					
161	5.60 per cent Maharashtra State Development Loan - 2024	1,00,000.00	1,00,000.00
162	6.67 per cent Maharashtra State Development Loan - 2031	2,00,000.00	2,00,000.00
163	5.70 per cent Maharashtra State Development Loan - 2024	3,00,000.00	3,00,000.00
164	5.68 per cent Maharashtra State Development Loan - 2024	1,00,000.00	1,00,000.00
165	6.70 per cent Maharashtra State Development Loan - 2028	1,50,000.00	1,50,000.00
166	6.78 per cent Maharashtra State Development Loan - 2032	1,50,000.00	1,50,000.00
167	7.10 per cent Maharashtra State Development Loan - 2032	1,50,000.00	1,50,000.00
168	4.45 per cent Maharashtra State Development Loan - 2022	1,50,000.00	1,50,000.00
169	7.05 per cent Maharashtra State Development Loan - 2032	1,50,000.00	1,50,000.00
170	6.87 per cent Maharashtra State Development Loan - 2030	1,50,000.00	1,50,000.00
171	6.81 per cent Maharashtra State Development Loan - 2028	1,00,000.00	1,00,000.00
172	6.45 per cent Maharashtra State Development Loan - 2027	1,00,000.00	1,00,000.00
173	6.63 per cent Maharashtra State Development Loan - 2030	1,50,000.00	1,50,000.00
174	6.55 per cent Maharashtra State Development Loan - 2028	1,50,000.00	1,50,000.00
175	6.47 per cent Maharashtra State Development Loan - 2028	1,50,000.00	1,50,000.00
176	6.56 per cent Maharashtra State Development Loan - 2030	1,50,000.00	1,50,000.00
177	6.40 per cent Maharashtra State Development Loan - 2030	1,00,000.00	1,00,000.00
178	6.56 per cent Maharashtra State Development Loan - 2032	1,50,000.00	1,50,000.00
179	6.67 per cent Maharashtra State Development Loan - 2032	1,00,000.00	1,00,000.00
180	6.35 per cent Maharashtra State Development Loan - 2028	1,00,000.00	1,00,000.00
181	6.52 per cent Maharashtra State Development Loan - 2030	1,00,000.00	1,00,000.00
182	7.08 per cent Maharashtra State Development Loan - 2031	1,00,000.00	1,00,000.00
183	7.04 per cent Maharashtra State Development Loan - 2029	1,00,000.00	1,00,000.00
184	7.02 per cent Maharashtra State Development Loan - 2029	2,00,000.00	2,00,000.00
185	6.82 per cent Maharashtra State Development Loan - 2032	2,50,000.00	2,50,000.00
186	6.88 per cent Maharashtra State Development Loan - 2033	1,50,000.00	1,50,000.00
187	6.84 per cent Maharashtra State Development Loan - 2032	1,50,000.00	1,50,000.00
188	6.83 per cent Maharashtra State Development Loan - 2032A	1,50,000.00	1,50,000.00
189	6.86 per cent Maharashtra State Development Loan - 2032	1,00,000.00	1,00,000.00
190	6.80 per cent Maharashtra State Development Loan - 2031	1,50,000.00	1,50,000.00
191	6.83 per cent Maharashtra State Development Loan - 2031	1,50,000.00	1,50,000.00
192	6.89 per cent Maharashtra State Development Loan - 2031	1,50,000.00	1,50,000.00
193	6.95 per cent Maharashtra State Development Loan - 2032	1,00,000.00	1,00,000.00
194	6.83 per cent Maharashtra State Development Loan - 2032C	1,00,000.00	1,00,000.00
195	6.95 per cent Maharashtra State Development Loan - 2031	4,25,000.00	4,25,000.00
196	6.87 per cent Maharashtra State Development Loan - 2033B	1,00,000.00	1,00,000.00
197	6.78 per cent Maharashtra State Development Loan - 2031	11,50,000.00	11,50,000.00
198	6.83 per cent Maharashtra State Development Loan - 2032B	1,00,000.00	1,00,000.00
199	6.81 per cent Maharashtra State Development Loan - 2031	2,00,000.00	2,00,000.00
200	7.01 per cent Maharashtra State Development Loan - 2032	1,00,000.00	1,00,000.00

ANNEXURE TO STATEMENT No.17 - *contd...*

Description of Debt		Balance as on 1 April 2022	Additions during the year	Discharges during the year	Balance as on 31 March 2023
1		2	3	4	5 (₹ in lakh)
E- Public Debt - <i>contd.</i>					
6003 - Internal Debt of the State Government - <i>contd...</i>					
101 - Market Loans - <i>contd...</i>					
(a) - Market loans bearing interest- <i>concltd.</i>					
201	6.94 per cent	Maharashtra State Development Loan - 2031	1,50,000.00	1,50,000.00
202	7.10 per cent	Maharashtra State Development Loan - 2036	5,00,000.00	5,00,000.00
203	6.24 per cent	Maharashtra State Development Loan - 2026	4,00,000.00	4,00,000.00
204	6.43 per cent	Maharashtra State Development Loan - 2027	2,00,000.00	2,00,000.00
205	6.38 per cent	Maharashtra State Development Loan - 2027	2,00,000.00	2,00,000.00
206	6.91 per cent	Maharashtra State Development Loan - 2033	10,00,000.00	10,00,000.00
207	6.91 per cent	Maharashtra State Development Loan - 2034	2,00,000.00	2,00,000.00
208	6.87 per cent	Maharashtra Government Stock - 2033	2,50,000.00	2,50,000.00
209	5.80 per cent	Maharashtra State Development Loan - 2025	2,00,000.00	2,00,000.00
210	6.54 per cent	Maharashtra State Development Loan - 2027	1,00,000.00	1,00,000.00
211	6.99 per cent	Maharashtra State Development Loan - 2029	1,50,000.00	1,50,000.00
212	7.11 per cent	Maharashtra State Development Loan - 2029	2,00,000.00	2,00,000.00
213	7.18 per cent	Maharashtra State Development Loan - 2030	2,00,000.00	2,00,000.00
214	7.61 per cent	Maharashtra State Development Loan - 2029	5,50,000.00	5,50,000.00
215	7.63 per cent	Maharashtra State Development Loan - 2030	4,50,000.00	4,50,000.00
216	7.70 per cent	Maharashtra State Development Loan - 2032	2,00,000.00	2,00,000.00
217	7.62 per cent	Maharashtra State Development Loan - 2030	6,00,000.00	6,00,000.00
218	7.72 per cent	Maharashtra State Development Loan - 2034	4,00,000.00	4,00,000.00
219	7.70 per cent	Maharashtra State Development Loan - 2032B	2,00,000.00	2,00,000.00
220	7.89 per cent	Maharashtra State Development Loan - 2032B	2,00,000.00	2,00,000.00
221	7.86 per cent	Maharashtra State Development Loan - 2030	2,00,000.00	2,00,000.00
222	7.64 per cent	Maharashtra State Development Loan - 2032	2,00,000.00	2,00,000.00
223	7.76 per cent	Maharashtra State Development Loan - 2030	4,00,000.00	4,00,000.00
224	7.70 per cent	Maharashtra State Development Loan - 2030	4,00,000.00	4,00,000.00
225	7.78 per cent	Maharashtra State Development Loan - 2030	3,00,000.00	3,00,000.00
226	7.57 per cent	Maharashtra State Development Loan - 2031	2,50,000.00	2,50,000.00
227	7.64 per cent	Maharashtra State Development Loan - 2033	2,50,000.00	2,50,000.00
228	7.70 per cent	Maharashtra State Development Loan - 2031	2,00,000.00	2,00,000.00
229	7.70 per cent	Maharashtra State Development Loan - 2033	2,00,000.00	2,00,000.00
230	7.72 per cent	Maharashtra State Development Loan - 2032	2,50,000.00	2,50,000.00
231	7.73 per cent	Maharashtra State Development Loan - 2034	2,50,000.00	2,50,000.00
232	7.73 per cent	Maharashtra State Development Loan - 2032	3,00,000.00	3,00,000.00
233	7.72 per cent	Maharashtra State Development Loan - 2031	2,50,000.00	2,50,000.00
234	7.74 per cent	Maharashtra State Development Loan - 2033	2,50,000.00	2,50,000.00
235	7.66 per cent	Maharashtra State Development Loan - 2033	2,50,000.00	2,50,000.00
236	7.69 per cent	Maharashtra State Development Loan - 2031	2,50,000.00	2,50,000.00
Total, (a) Market Loans bearing Interest		3,80,23,900.50	72,00,000.00	29,18,500.00	4,23,05,400.50

ANNEXURE TO STATEMENT No. 17 - *contd...*

Description of Debt		Balance as on 1 April 2022	Additions during the year	Discharges during the year	Balance as on 31 March 2023
1		2	3	4	5
E- Public Debt - <i>contd.</i>					
6003 - Internal Debt of the State Government - <i>contd...</i>					
101 - Market Loans - <i>concl.</i>					
(b) - Market loans not bearing interest-					
1	11 per cent Maharashtra State Development Loan - 2002	424.38	(-) 424.38 (a)
2	13.50 per cent Maharashtra State Development Loan - 2003	24.07	24.07
3	12.50 per cent Maharashtra State Development Loan - 2004	10.02	10.02
4	14 per cent Maharashtra State Development Loan - 2005	6.67	6.67
5	13.85 per cent Maharashtra State Development Loan - 2006	1.50	1.50
6	13.75 per cent Maharashtra State Development Loan - 2007	11.40	11.40
7	13.00 per cent Maharashtra State Development Loan - 2007
8	13.05 per cent Maharashtra State Development Loan - 2007	3.12	3.12
9	11.50 per cent Maharashtra State Development Loan - 2008	10.20	10.20
10	12.15 per cent Maharashtra State Development Loan - 2008	20.00	20.00
11	12.50 per cent Maharashtra State Development Loan - 2008	0.75	0.75
12	11.50 per cent Maharashtra State Development Loan - 2009	3.84	3.84
13	11.50 per cent Maharashtra State Development Loan - 2010	1.79	1.79
14	12 per cent Maharashtra State Development Loan - 2010	0.25	0.25
15	11.50 per cent Maharashtra State Development Loan - 2011	5.97	5.97
16	12 per cent Maharashtra State Development Loan - 2011	4.20	4.20
17	10.35 per cent Maharashtra State Development Loan - 2011	0.20	0.20
18	8.30 per cent Maharashtra State Development Loan - 2012	0.25	0.25
Total (b) - Market Loans not bearing Interest		528.61	(-) 424.38	104.23
Total, '101'		3,80,24,429.11	71,99,575.62	29,18,500.00	4,23,05,504.73
103	Loans from Life Insurance Corporation of India	(-) 105.79	(-) 105.79 (b)
104	Loans from General Insurance Corporation of India	23.66	23.66
105	Loans from National Bank for Agricultural and Rural Development	20,91,663.94	5,05,282.09	2,04,564.41	23,92,381.62
106 - Compensation and Other Bonds-					
<i>(i)</i> Compensation Bond issued under the Maharashtra Agricultural Lands (Ceiling on Holdings Act), 1961					
..	..	220.37	(-) 170.06	50.31
..	..	120.24	9.94	130.18
<i>(ii)</i> Land Tenure and Tenancy Act					
Total, '106'		340.61	(-) 160.12	180.49
107 - Loans from State Bank of India and Other Banks -					
<i>(i)</i> Savatram Ramprasad Mills, Akola					
..	..	6.84	6.84
<i>(ii)</i> New Kaiser-1-Hind Mills, Mumbai					
..	..	90.41	90.41
<i>(iii)</i> Bharat Textile Mills, Mumbai (Former Edward Textile Mills)					
..	..	56.82	56.82
<i>(iv)</i> Raj Bahadur Bansilal Abirchand Spinning and Weaving Mills, Hinganghat					
..	..	5.72	5.72
<i>(v)</i> Vidarbha Mills, Achalpur					
..	..	41.31	41.31
<i>(vi)</i> Cash credit from the State Bank of India for procurement of foodgrains					
..	..	0.12	0.12
Total, '107'		201.22	201.22

(a) *Minus* receipt is due to write-off of balances of discharged loans of 11 per cent Maharashtra State Development Loan-2001(b) *Minus* balance is due to misclassification. It is under reconciliation with LIC of India and Pay and Accounts Office, Mumbai

ANNEXURE TO STATEMENT No. 17 - *concl.*

Description of Debt	Balance as on 1 April 2022	Additions during the year	Discharges during the year	Balance as on 31 March 2023
1	2	3	4	5 (₹ in lakh)
E- Public Debt - <i>concl.</i>				
6003 - Internal Debt of the State Government - <i>concl.</i>				
108 - Loans from National Co-operative Development Corporation	(-) 6,487.85	27.75	1,045.52	(-) 7,505.62 (*)
109 - Loans from Other Institutions -				
(i) Loans from the National Agricultural Credit Fund of the Reserve Bank of India	157.32	157.32
(ii) Loans from the Employee's State Insurance Corporation	229.33	229.33
(iii) Loans from Housing and Urban Development Corporation	(-) 3,090.30	28,970.00	25,879.70
Total, '109'	(-) 2,703.65	28,970.00	26,266.35
111 - Special Securities issued to National Small Saving Funds	43,99,340.00	5,38,070.80	38,61,269.20
112 - Special Drawing Facility on 91 days	7,12,925.00	7,12,925.00
190 - Loans from public sector and other undertakings
Loans from Power Finance Corporation	1,251.72	1,251.72
800 - Other Loans -				
Loans from Ex-Workers of Textile Mills -				
(i) Bharat Textile Mills (Former Edward Textile Mills)	7.64	7.64
(ii) Seksaria Cotton Mills	0.14	0.14
(iii) New Kaiser-I-Hind Mills, Mumbai	0.11	0.11
Total, '800'	7.89	7.89
Total, 6003 - Internal Debt of the State Government	4,45,07,960.86	84,46,620.34	43,76,357.45	4,85,78,223.75
6004 - Loans and Advances from the Central Government				
01 - Non-Plan Loans -				
201 - House Building Advances to All India Service Officers	4.50	4.50
800 - Other Loans -				
(i) Modernisation of Police Force	2,499.65	560.83	1,938.82
(ii) National Loan Scholarship Scheme	194.98	194.98
Total, '800'	2,694.63	560.83	2,133.80
Total, 01 - Non-Plan Loans	2,699.13	560.83	2,138.30
02 - Loans for State/Union Territory Plan Schemes -				
101 - Block Loans	2,83,475.19	58,779.56	2,24,695.63
105 - State Plan Loans Consolidated in terms of recommendations of the 12th Finance Commission	97,471.13	33,997.05	63,474.08 (a)
Total, 02 - Loans for State/ Union Territory Plan Schemes	3,80,946.32	92,776.61	2,88,169.71
07 - Pre 1984-85 Loans				
101 - Rehabilitation of Displaced Persons, Repatriates etc.	43.44	43.44
102 - National Loan Scholarship Scheme	629.45	629.45
Total, 07 - Pre 1984 - 85 Loans	672.89	672.89
09 - Other loans for States/Union Territories with Legislature				
101 - Block Loans	34,11,250.58	10,23,588.73	9,809.43	44,25,029.88 (b)
Total, 09 -Other Loans for States/Union Territories with Legislature	34,11,250.58	10,23,588.73	9,809.43	44,25,029.88
Total, 6004 - Loans and Advances from the Central Government	37,95,568.92	10,23,588.73	1,03,146.87	47,16,010.78
Total E - Public Debt	4,83,03,529.78	94,70,209.07	44,79,504.32	5,32,94,234.53

(*) Minus balance is due to misclassification. It is under reconciliation with NCDC and Pay and Accounts Office, Mumbai

(a) Excludes unadjusted amount of ₹ 2,670.31 lakh on account of excess repayment of Central loans made by Government of Maharashtra

(b) Includes an amount of ₹ 25,75,936 lakh pertaining to back to back loans to State in lieu of GST compensation shortfall

STATEMENT No. 18 - DETAILED STATEMENT ON LOANS AND ADVANCES GIVEN BY THE GOVERNMENT

Section 1 : Major and Minor Head wise summary of Loans and Advances

Major Head	Minor Head	Balance as on 1 April 2022	Disbursement during the year	Repayments during the year	Write off of irrecoverable loans and Advances	Balance on 31 March 2023 (3+4)-(5+6)	Net increase (+) decrease (-) during the year (7-3)	Interest received and credited to Revenue
1	2	3	4	5	6	7	8	9
								(₹ in lakh)
F- Loans and Advances -								
6202- Loans for Education, Sports, Art and Culture-								
01- General Education-								
	201- Elementary Education-	52.42	0.01	52.41	(-) 0.01
	203- University and Higher Education-	544.58	544.58
	Total, ' 01 '	597.00	0.01	596.99	(-) 0.01
02- Technical Education-								
	800- Other Loans-	(-) 44.33	131.69	(-) 176.02	(-) 131.69
	Total, ' 02 '	(-) 44.33	131.69	(-) 176.02	(-) 131.69
04- Art and Culture-								
	190- Loans to Public Sector and Other Undertakings-	387.43	387.43
	800- Other Loans-	792.02	792.02
	Total, ' 04 '	1,179.45	1,179.45
	Total, ' 6202-Loans for Education, Sports, Art and Culture-'	1,732.12	131.70	1,600.42	(-) 131.70	355.39

STATEMENT No. 18 - DETAILED STATEMENT ON LOANS AND ADVANCES GIVEN BY THE GOVERNMENT- *contd...*

Major Head	Minor Head	Balance as on 1 April 2022	Disbursement during the year	Repayments during the year	Write off of irrecoverable loans and Advances	Balance on 31 March 2023 (3+4)-(5+6)	Net increase (+) decrease (-) during the year (7-3)	Interest received and credited to Revenue
1	2	3	4	5	6	7	8	9
F- Loans and Advances - <i>contd...</i>								
<i>(₹ in lakh)</i>								
6210- Loans for Medical and Public Health-								
01- Urban Health Services-								
	201- Drug Manufacture	15.68	15.68
	Total, ' 01 '	15.68	15.68
	Total, ' 6210-Loans for Medical and Public Health-'	15.68	15.68
6211- Loans for Family Welfare-								
	502- Expenditure awaiting transfer to other heads/Departments (EAT) -	1.53	1.53
	800- Other Loans-	77.32	1.48	75.84	(-) 1.48
	Total, ' 800 '	78.85	1.48	77.37	(-) 1.48
	Total, '6211-Loans for Family Welfare-'	78.85	1.48	77.37	(-) 1.48
6215- Loans for Water Supply and Sanitation-								
01- Water Supply-								
	102- Rural Water Supply Programmes-	95.71	95.71
	190- Loans to Public Sector and Other Undertakings-	38,786.05	38,786.05
	191- Loans to Municipal Corporation -	50,448.66	1,942.66	48,506.00	(-) 1,942.66
	Total, ' 01 '	89,330.42	1,942.66	87,387.76	(-) 1,942.66
	Total, ' 6215-Loans for Water Supply and Sanitation-'	89,330.42	1,942.66	87,387.76	(-) 1,942.66	795.44

STATEMENT No. 18 - DETAILED STATEMENT ON LOANS AND ADVANCES GIVEN BY THE GOVERNMENT- *contd...*

Major Head	Minor Head	Balance as on 1 April 2022	Disbursement during the year	Repayments during the year	Write off of irrecoverable loans and Advances	Balance on 31 March 2023 (3+4)-(5+6)	Net increase (+) decrease (-) during the year (7-3)	Interest received and credited to Revenue
1	2	3	4	5	6	7	8	9
F- Loans and Advances - <i>contd...</i>								
6216- Loans for Housing-								
02- Urban Housing-								
	190- Loans to Public Sector and Other Undertakings-	57,817.26	57,817.26
	201- Loans to Housing Boards-	11,170.06	13.83	11,156.23	(-) 13.83
	796- Tribal Area Sub-Plan-	3.48	3.48
	800- Other Loans-	1.69	0.04	1.65	(-) 0.04
	Total, ' 02 '	68,992.49	13.87	68,978.62	(-) 13.87
03- Rural Housing-								
	800- Other Loans -	129.74	0.15	129.59	(-) 0.15
	Total, ' 03 '	129.74	0.15	129.59	(-) 0.15
80- General-								
	196- Loans to Zilla Parishads / District level Panchayats	13.97	196.92	32.37	178.52	164.55
	796- Tribal Area Sub-Plan	87.97	87.97
	800- Other Loans-	34,287.38	100.11	4,895.80	29,491.69	(-) 4,795.69
	Total, ' 80 '	34,389.32	297.03	4,928.17	29,758.18	(-) 4,631.14
	Total, ' 6216-Loans for Housing-'	1,03,511.55	297.03	4,942.19	98,866.39	(-) 4,645.16	6,687.26

(₹ in lakh)

STATEMENT No. 18 - DETAILED STATEMENT ON LOANS AND ADVANCES GIVEN BY THE GOVERNMENT- *contd...*

Major Head	Minor Head	Balance as on 1 April 2022	Disbursement during the year	Repayments during the year	Write off of irrecoverable loans and Advances	Balance on 31 March 2023 (3+4)-(5+6)	Net increase (+) decrease (-) during the year (7-3)	Interest received and credited to Revenue
1	2	3	4	5	6	7	8	9
F- Loans and Advances - <i>contd...</i>								
<i>(₹ in lakh)</i>								
6217- Loans for Urban Development-								
01- State Capital Development-								
	190- Loans to Public Sector and Other Undertakings -	64,480.81	64,480.81
	Total, ' 01 '	64,480.81	64,480.81
03- Integrated Development of Small and Medium Towns-								
	191- Loans to Municipal Corporation-	16,558.41	16,558.41
	Total, ' 03 '	16,558.41	16,558.41
60- Other Urban Development Schemes-								
	190- Loans to Public Sector and Other Undertakings -	5,38,610.25	2,98,655.75	8,37,266.00	2,98,655.75
	191- Loans to Municipal Corporation -	51,927.12	721.73	51,205.39	(-) 721.73
	192- Loans to Municipalities/ Municipal Councils-	6,587.82	100.00	6,687.82	100.00
	796- Tribal Area Sub-Plan-	349.19	349.19
	800- Other Loans-	1,017.78	253.40	764.38	(-) 253.40
	Total, ' 60 '	5,98,492.16	2,98,755.75	975.13	8,96,272.78	2,97,780.62
Total, ' 6217-Loans for Urban Development-'		6,79,531.38	2,98,755.75	975.13	9,77,312.00	2,97,780.62	1,646.09

STATEMENT No. 18 - DETAILED STATEMENT ON LOANS AND ADVANCES GIVEN BY THE GOVERNMENT- *contd...*

Major Head	Minor Head	Balance as on 1 April 2022	Disbursement during the year	Repayments during the year	Write off of irrecoverable loans and Advances	Balance on 31 March 2023 (3+4)-(5+6)	Net increase (+) decrease (-) during the year (7-3)	Interest received and credited to Revenue
1	2	3	4	5	6	7	8	9
F- Loans and Advances - <i>contd...</i>								
6225- Loans for Welfare of Scheduled Castes, Scheduled Tribes, Other Backward Classes and Minorities-								
01- Welfare of Scheduled Castes-								
	190- Loans to Public Sector and Other Undertakings -	22.58	22.58
	195- Loans to Co-operatives-	48,403.60	48,403.60
	789- Scheduled Castes Sub Plan -	1,370.58	189.78	5.95	1,554.41	183.83
	800- Other Loans-	47,460.26	4,970.08	44.58	52,385.76	4,925.50
	Total, ' 01 '	97,257.02	5,159.86	50.53	1,02,366.35	5,109.33
02- Welfare of Scheduled Tribes-								
	190- Loans to Public Sector and Other Undertakings -	339.02	339.02
	796- Tribal Area Sub-Plan-	2,640.57	18.93	(-) 0.10	2,659.60	19.03
	800- Other Loans-	1,981.83	0.37	1,981.46	(-) 0.37
	Total, ' 02 '	4,961.42	18.93	0.27	4,980.08	18.66
03- Welfare of Backward Classes-								
	190- Loans to Public Sector and Other Undertakings-	102.16	102.16
	796- Tribal Area Sub-Plan-	149.69	3.32	146.37	(-) 3.32
	Total, ' 03 '	251.85	3.32	248.53	(-) 3.32
Total, ' 6225-Loans for Welfare of Scheduled Castes, Scheduled Tribes, Other Backward Classes and Minorities-'		1,02,470.29	5,178.79	54.12	1,07,594.96	5,124.67	40.24

(₹ in lakh)

STATEMENT No. 18 - DETAILED STATEMENT ON LOANS AND ADVANCES GIVEN BY THE GOVERNMENT- *contd...*

Major Head	Minor Head	Balance as on 1 April 2022	Disbursement during the year	Repayments during the year	Write off of irrecoverable loans and Advances	Balance on 31 March 2023 (3+4)-(5+6)	Net increase (+) decrease (-) during the year (7-3)	Interest received and credited to Revenue
1	2	3	4	5	6	7	8	9
F- Loans and Advances - <i>contd...</i>								
6235- Loans for Social Security and Welfare-								
01- Rehabilitation-								
	103- Displaced persons from former East Pakistan-	129.21	129.21
	202- Other Rehabilitation Schemes-	6.20	6.20
	Total, ' 01 '	135.41	135.41
02- Social Welfare-								
	194- Loans to Voluntary Organisation-	0.88	0.88
	796- Tribal Area Sub-Plan-	9.40	9.40
	800- Other Loans-	3,811.18	0.02	3,811.16	(-) 0.02
	Total, ' 02 '	3,821.46	0.02	3,821.44	(-) 0.02
60- Other Social Security and Welfare Programmes-								
	200- Other Programmes-	155.23	1.03	154.20	(-) 1.03
	Total, ' 60 '	155.23	1.03	154.20	(-) 1.03
Total, ' 6235-Loans for Social Security and Welfare-'		4,112.10	1.05	4,111.05	(-) 1.05	8.68

(₹ in lakh)

STATEMENT No. 18 - DETAILED STATEMENT ON LOANS AND ADVANCES GIVEN BY THE GOVERNMENT- *contd...*

Major Head	Minor Head	Balance as on 1 April 2022	Disbursement during the year	Repayments during the year	Write off of irrecoverable loans and Advances	Balance on 31 March 2023 (3+4)-(5+6)	Net increase (+) decrease (-) during the year (7-3)	Interest received and credited to Revenue
1	2	3	4	5	6	7	8	9
F- Loans and Advances - <i>contd...</i>								
<i>(₹ in lakh)</i>								
6245- Loans for Relief on account of Natural Calamities-								
02- Floods, Cyclones-								
	800- Other Loans-	2,561.61	53.67	2,507.94	(-) 53.67
	Total, ' 02 '	2,561.61	53.67	2,507.94	(-) 53.67
	Total, ' 6245-Loans for Relief on account of Natural Calamities-'	2,561.61	53.67	2,507.94	(-) 53.67	0.47
6250- Loans for Other Social Services-								
60- Others-								
	201- Labour-	20.00	5.00	25.00	5.00
	796- Tribal Area Sub-Plan-	543.52	543.52
	800- Other Loans-	22,340.25	380.33	137.56	22,583.02	242.77
	Total, ' 60 '	22,903.77	385.33	137.56	23,151.54	247.77
	Total, ' 6250-Loans for Other Social Services-'	22,903.77	385.33	137.56	23,151.54	247.77

STATEMENT No. 18 - DETAILED STATEMENT ON LOANS AND ADVANCES GIVEN BY THE GOVERNMENT- *contd...*

Major Head	Minor Head	Balance as on 1 April 2022	Disbursement during the year	Repayments during the year	Write off of irrecoverable loans and Advances	Balance on 31 March 2023 (3+4)-(5+6)	Net increase (+) decrease (-) during the year (7-3)	Interest received and credited to Revenue
1	2	3	4	5	6	7	8	9
F- Loans and Advances - <i>contd...</i>								
6401- Loans for Crop Husbandry-								
	103- Seeds-	16.01	16.01
	104- Agricultural Farms-	135.18	135.18
	105- Manures and Fertilisers-	412.07	412.07
	106- High Yielding Varieties Programmes-	99.43	99.43
	107- Plant Protection-	93.07	93.07
	108- Foodgrain Crops-	0.12	0.12
	119- Horticulture and Vegetable Crops-	55.29	55.29
	190- Loans to Public Sector and other Undertakings-	(-) 77.03	(-) 77.03 (a)
	195- Loans to Farming Co-operatives-	182.85	0.02	182.83	(-) 0.02
	796- Tribal Area Sub-Plan-	0.17	0.17
	800- Other Loans-	664.71	664.71
	Total, ' 6401- Loans for Crop Husbandry-'	1,581.87	0.02	1,581.85	(-) 0.02	72.42

(a) Minus balance is under reconciliation with Maharashtra State Farming corporation

STATEMENT No. 18 - DETAILED STATEMENT ON LOANS AND ADVANCES GIVEN BY THE GOVERNMENT- *contd...*

Major Head	Minor Head	Balance as on 1 April 2022	Disbursement during the year	Repayments during the year	Write off of irrecoverable loans and Advances	Balance on 31 March 2023 (3+4)-(5+6)	Net increase (+) decrease (-) during the year (7-3)	Interest received and credited to Revenue
1	2	3	4	5	6	7	8	9
F- Loans and Advances - <i>contd...</i>								
6402- Loans for Soil and Water Conservation-								
	102- Soil Conservation-	1,805.53	22.80	1,782.73	(-) 22.80
	Total, ' 102 '	1,805.53	22.80	1,782.73	(-) 22.80
	Total, ' 6402-Loans for Soil and Water Conservation-'	1,805.53	22.80	1,782.73	(-) 22.80	22.37
6403- Loans for Animal Husbandry-								
	102- Cattle and Buffalo Development-	14.32	14.32
	103- Poultry Development-	23.04	114.20	(-) 91.16	(-) 114.20
	104- Sheep and Wool Development-	(-) 24.68	839.00	(-) 863.68 (#)	(-) 839.00
	190- Loans to Public Sector and Other Undertakings-	0.01	0.01
	195- Loans to Animal Husbandry Co-operatives-	2,526.08	2,526.08
	796- Tribal Area Sub-Plan-	34.27	34.27
	800- Other Loans-	953.94	953.94
	Total, ' 6403-' Loans for Animal Husbandry-	3,526.98	953.20	2,573.78	(-) 953.20	0.62

(#) Minus balance is under reconciliation with Sheep and Wool Development Department

STATEMENT No. 18 - DETAILED STATEMENT ON LOANS AND ADVANCES GIVEN BY THE GOVERNMENT- *contd...*

Major Head	Minor Head	Balance as on 1 April 2022	Disbursement during the year	Repayments during the year	Write off of irrecoverable loans and Advances	Balance on 31 March 2023 (3+4)-(5+6)	Net increase (+) decrease (-) during the year (7-3)	Interest received and credited to Revenue
1	2	3	4	5	6	7	8	9
F- Loans and Advances - <i>contd...</i>								
6404- Loans for Dairy Development-								
	190- Loans to Public Sector and other Undertakings-	50.35	50.35
	796- Tribal Area Sub-Plan-	2.54	2.54
	800- Other Loans-	406.35	406.35
	Total, ' 6404- Loans for Dairy Development-'	459.24	459.24
6405- Loans for Fisheries-								
	106- Mechanisation of Fishing Crafts-	0.30	0.30
	190- Loans to Public Sector and Other Undertakings-	1,539.95	1,539.95
	195- Loans to Co-operatives-	16,458.74	195.00	534.75	16,118.99	(-) 339.75
	796- Tribal Area Sub-Plan-	0.20	0.20
	800- Other Loans-	62.94	62.94
	Total, ' 6405- Loans for Fisheries-'	18,062.13	195.00	534.75	17,722.38	(-) 339.75	466.28

(₹ in lakh)

STATEMENT No. 18 - DETAILED STATEMENT ON LOANS AND ADVANCES GIVEN BY THE GOVERNMENT- *contd...*

Major Head	Minor Head	Balance as on 1 April 2022	Disbursement during the year	Repayments during the year	Write off of irrecoverable loans and Advances	Balance on 31 March 2023 (3+4)-(5+6)	Net increase (+) decrease (-) during the year (7-3)	Interest received and credited to Revenue
1	2	3	4	5	6	7	8	9
F- Loans and Advances - <i>contd...</i>								
<i>(₹ in lakh)</i>								
6406- Loans for Forestry and Wild Life-								
	101- Forest Conservation, Development and Regeneration-	17.98	17.98
	796- Tribal Area Sub-Plan-	17.79	17.79
	Total, ' 6406- Loans for Forestry and Wild Life-'	35.77	35.77	102.48
6408- Loans for Food Storage and Warehousing-								
	<i>02- Storage and Warehousing-</i>							
	195- Loans to Co-operatives-	3.90	3.90
	Total, ' 6408- Loans for Food, Storage and warehousing-'	3.90	3.90	0.05
6416- Loans to Agricultural Financial Institutions-								
	190- Loans to Public Sector and Other Undertakings-	14.14	14.14
	800- Other Loans-	14.44	14.44
	Total,'6416- Loans to Agricultural Financial Institutions-'	28.58	28.58

STATEMENT No. 18 - DETAILED STATEMENT ON LOANS AND ADVANCES GIVEN BY THE GOVERNMENT- *contd...*

Major Head	Minor Head	Balance as on 1 April 2022	Disbursement during the year	Repayments during the year	Write off of irrecoverable loans and Advances	Balance on 31 March 2023 (3+4)-(5+6)	Net increase (+) decrease (-) during the year (7-3)	Interest received and credited to Revenue
1	2	3	4	5	6	7	8	9
F- Loans and Advances - <i>contd...</i>								
6425- Loans for Co-operation-								
	107- Loans to Credit Co-operatives-	1,17,836.97	397.74	1,17,439.23	(-) 397.74
	108- Loans to Other Co-operatives-	6,92,046.63	291.15	4,657.75	6,87,680.03	(-) 4,366.60
	796- Tribal Area Sub-Plan-	0.04	0.04
	Total, ' 6425- Loans for Co-operation-'	8,09,883.64	291.15	5,055.49	8,05,119.30	(-) 4,764.34	52.29
6435- Loans for Other Agricultural Programme-								
<i>01- Marketing and Quality Control-</i>								
	800- Other Loans-	(-) 1.64	(-) 1.64 ^(a)
	Total, ' 6435- Loans for Other Agricultural Programme-'	(-) 1.64	(-) 1.64
6515- Loans for Other Rural Development Programmes-								
	101- Panchayati Raj-	109.00	109.00
	102- Community Development-	84.35	0.01	84.34	(-) 0.01
	Total, ' 6515-Loans for Other Rural Development Programmes-'	193.35	0.01	193.34	(-) 0.01

(a) Minus balance in under reconciliation with co-operative marketing department

STATEMENT No. 18 - DETAILED STATEMENT ON LOANS AND ADVANCES GIVEN BY THE GOVERNMENT- *contd...*

Major Head	Minor Head	Balance as on 1 April 2022	Disbursement during the year	Repayments during the year	Write off of irrecoverable loans and Advances	Balance on 31 March 2023 (3+4)-(5+6)	Net increase (+) decrease (-) during the year (7-3)	Interest received and credited to Revenue
1	2	3	4	5	6	7	8	9
F- Loans and Advances - <i>contd...</i>								
6702- Loans for Minor Irrigation-								
	101- Surface Water-	860.19	860.19
	190- Loans to Public Sector and Other Undertakings-	220.30	220.30
	800- Other Loans-	775.82	0.36	775.46	(-) 0.36
	Total, ' 6702- Loans for Minor Irrigation-'	1,856.31	0.36	1,855.95	(-) 0.36	12.69
6705- Loans for Command Area Development-								
	190- Loans to Public Sector and Other Undertakings-	446.04	446.04
	Total, ' 6705- Loans for Command Area Development-'	446.04	446.04
6711- Loans for Flood Control Projects-								
	190- Loans to Public Sector and Other Undertakings-	3,396.00	3,396.00
	Total, ' 6711- Loans for Flood Control Projects-'	3,396.00	3,396.00

(₹ in lakh)

STATEMENT No. 18 - DETAILED STATEMENT ON LOANS AND ADVANCES GIVEN BY THE GOVERNMENT- *contd...*

Major Head	Minor Head	Balance as on 1 April 2022	Disbursement during the year	Repayments during the year	Write off of irrecoverable loans and Advances	Balance on 31 March 2023 (3+4)-(5+6)	Net increase (+) decrease (-) during the year (7-3)	Interest received and credited to Revenue
1	2	3	4	5	6	7	8	9
F- Loans and Advances - <i>contd...</i>								
6801- Loans for Power Projects-								
	190- Loans to Public Sector and Other Undertakings-	63,208.05	74,079.74	8,748.21	1,28,539.58	65,331.53
	201- Hydel Generation-	82,055.64	82,055.64
	202- Thermal Power Generation-	1,58,006.41	1,58,006.41
	205- Transmission and Distribution-	75,649.45	1,946.44	685.27	76,910.62	1,261.17
	502- Expenditure awaiting transfer to other heads/departments-	951.13	951.13
	796- Tribal Area Sub-Plan-	37,088.25	37,088.25
	800- Other Loans to Electricity Boards-	1,47,840.05	221.58	1,47,618.47	(-) 221.57
	Total, ' 6801- Loans for Power Projects-'	5,64,798.98	76,026.18	9,655.06	6,31,170.10	66,371.12	60.17
6851- Loans for Village and Small Industries-								
	101- Industrial Estate-	53.23	53.23
	102- Small Scale Industries-	2,479.85	6.40	6.67	2,479.58	(-) 0.27
	103- Handloom Industries-	81.39	81.39
	104- Handicrafts Industries-	789.15	0.08	789.07	(-) 0.08
	108- Powerloom Industries-	20.06	20.06

STATEMENT No. 18 - DETAILED STATEMENT ON LOANS AND ADVANCES GIVEN BY THE GOVERNMENT- *contd...*

Major Head	Minor Head	Balance as on 1 April 2022	Disbursement during the year	Repayments during the year	Write off of irrecoverable loans and Advances	Balance on 31 March 2023 (3+4)-(5+6)	Net increase (+) decrease (-) during the year (7-3)	Interest received and credited to Revenue
1	2	3	4	5	6	7	8	9
F- Loans and Advances - <i>contd...</i>								
6851- Loans for Village and Small Industries - <i>concl.</i>								
	109- Composite Village and Small Industries Co-operatives-	27,505.32	483.97	27,021.35	(-) 483.97
	200- Other Village Industries-	0.06	0.05	0.01	(-) 0.05
	796- Tribal Area Sub Plan-	129.37	129.37
	Total, ' 6851- Loans for Village and Small Industries-'	31,058.43	6.40	490.77	30,574.06	(-) 484.37	41.78
6860- Loans for Consumer Industries-								
01- Textiles-								
	190- Loans to Public Sector and Other Undertakings-	32,295.40	32,295.40
	800- Other Loans-	1,362.44	1,362.44
	Total, ' 01 '	33,657.84	33,657.84
04- Sugar-								
	800- Other Loans-	207.83	207.83
	Total, ' 04 '	207.83	207.83
	Total, ' 6860- Loans for Consumer Industries-'	33,865.67	33,865.67

STATEMENT No. 18 - DETAILED STATEMENT ON LOANS AND ADVANCES GIVEN BY THE GOVERNMENT- *contd...*

Major Head	Minor Head	Balance as on 1 April 2022	Disbursement during the year	Repayments during the year	Write off of irrecoverable loans and Advances	Balance on 31 March 2023 (3+4)-(5+6)	Net increase (+) decrease (-) during the year (7-3)	Interest received and credited to Revenue
1	2	3	4	5	6	7	8	9
F- Loans and Advances - <i>contd...</i>								
6875- Loans for Other Industries-								
<i>60- Other Industries-</i>								
	190- Loans to Public Sector and Other Undertakings-	14,500.00	14,500.00	14,500.00
	Total, ' 6875- Loans for Other Industries-'	14,500.00	14,500.00	14,500.00
6885- Other Loans to Industries and Minerals-								
<i>01- Loans to Industrial Financial Institutions-</i>								
	190- Loans to Public Sector and Other Undertakings-	10,390.35	65.72	10,324.63	(-) 65.72
	Total, ' 01 '	10,390.35	65.72	10,324.63	(-) 65.72
<i>02- Development of Backward Areas-</i>								
	190- Loans to Public Sector and Other Undertakings-	15,903.52	255.34	15,648.18	(-) 255.34
	Total, ' 02 '	15,903.52	255.34	15,648.18	(-) 255.34
<i>60- Others-</i>								
	800- Other Loans-	6.83	6.83
	Total, ' 60 '	6.83	6.83
	Total, ' 6885- Other Loans to Industries and Minerals-'	26,300.70	321.06	25,979.64	(-) 321.06	0.48
7055- Loans for Road Transport-								
	191- Loans to Municipal Corporation-	79.53	79.53
	Total, ' 7055- Loans for Road Transport-'	79.53	79.53

(₹ in lakh)

STATEMENT No. 18 - DETAILED STATEMENT ON LOANS AND ADVANCES GIVEN BY THE GOVERNMENT- *contd...*

Major Head	Minor Head	Balance as on 1 April 2022	Disbursement during the year	Repayments during the year	Write off of irrecoverable loans and Advances	Balance on 31 March 2023 (3+4)-(5+6)	Net increase (+) decrease (-) during the year (7-3)	Interest received and credited to Revenue
1	2	3	4	5	6	7	8	9
F- Loans and Advances - <i>contd...</i>								
7075- Loans for Other Transport Services-								
01- Roads and Bridges-								
	800- Other Loans-	4.46	4.46
	Total, ' 7075- Loans for Other Transport Services-'	4.46	4.46
7452- Loans for Tourism-								
60- Others-								
	190- Loans to Public Sector and Other Undertakings-	371.96	371.96
	Total, ' 7452- Loans for Tourism-'	371.96	371.96
7475- Loans for Other General Economic Services-								
	103- Civil Supplies-	170.20	3.83	166.37	(-) 3.83
	796- Tribal Area Sub-Plan-	0.44	0.44
	800- Other Loans-	37,901.87	37,901.87
	Total,'7475-Loans for Other General Economic Services-'	38,072.51	3.83	38,068.68	(-) 3.83

(₹ in lakh)

STATEMENT No. 18 - DETAILED STATEMENT ON LOANS AND ADVANCES GIVEN BY THE GOVERNMENT- *contd...*

Major Head	Minor Head	Balance as on 1 April 2022	Disbursement during the year	Repayments during the year	Write off of irrecoverable loans and Advances	Balance on 31 March 2023 (3+4)-(5+6)	Net increase (+) decrease (-) during the year (7-3)	Interest received and credited to Revenue
1	2	3	4	5	6	7	8	9
F- Loans and Advances - <i>contd...</i>								
7610- Loans to Government Servants, etc.-								
	201- House Building Advances-	2,65,832.91	69,997.81	37,560.84	2,98,269.88	32,436.97
	202- Advance for Purchase of Motor Conveyance-	735.79	670.80	1,073.59	333.00	(-) 402.79
	203- Advance for Purchase of Other Conveyance-	10.22	4.90	103.76	(-) 88.64	(-) 98.86
	204- Advance for Purchase of Computers-	64.19	131.88	246.94	(-) 50.87	(-) 115.06
	800- Other Advances
	Total, '7610 - Loans to Government Servants, etc.-'	2,66,643.11	70,805.39	38,985.13	2,98,463.37	31,820.26	7,720.15
	Total, " F-" Loans and Advances	28,08,720.82	4,66,441.02	64,262.04	32,10,899.80	4,02,178.98	18,085.35

STATEMENT No. 18 - DETAILED STATEMENT ON LOANS AND ADVANCES GIVEN BY THE GOVERNMENT - *contd...*

Section 2 : Repayment in arrears - Loanee Entity wise *

(₹ in lakh)

Sr. No.	Name of Loanee-Entity	Amount of arrears as on 31 March 2023			Earliest period to which arrears relate	Total loans outstanding against the entity on 31 March 2023
		Principal	Interest+Penal Interest	Total		
	1	2	3	4	5	6
Data not made available by the Government Departments						

* As per the orders issued by the Government in December 1985, the Administrative Departments of the Government/Heads of Departments are required to maintain detailed accounts of all loans and their subordinate offices maintain regular accounts beneficiary-wise and watch recovery under each scheme from 1 April 1986. Information is awaited from all 33 Departments (July 2023)

STATEMENT No. 18 - DETAILED STATEMENT OF LOANS AND ADVANCES GIVEN BY THE GOVERNMENT - *contd...***Additional Disclosure**

Fresh Loans and Advances made during the year - 2022-23

(₹ in lakh)

Name of Loanee-Entity	Number of Loans	Total Amount of Loans	Terms and conditions	
			Rate of interest	Moratorium period,
1	2	3	4	5
Loans for Urban Development	3	100.00	**	**
Loans for Welfare of Scheduled Castes, Scheduled Tribes, Other Backward Classes and Minorities	2	3,585.69	**	**
Loans for Other Social Services	50	235.59	**	**
Loans for Fisheries	1	195.00	**	**
Loans for Co-operation	3	291.15	**	**
Loans for Village and Small Industries	6	3.20	**	**
			**	**

** Terms and Conditions are awaited from Department

STATEMENT No. 18 - DETAILED STATEMENT ON LOANS AND ADVANCES GIVEN BY THE GOVERNMENT - *contd...*

Disclosures indicating extraordinary transactions relating to Loans and Advances

1. Following are the cases of a loan having been sanctioned as 'loan in perpetuity'

(₹ in lakh)

Sr.No.	Year of Sanction	Sanction Order No.	Amount	Rate of interest
1	2	3	4	5
Data not made available by the Government Departments				

STATEMENT No. 18 - DETAILED STATEMENT ON LOANS AND ADVANCES GIVEN BY THE GOVERNMENT - *contd...*

Disclosures indicating extraordinary transactions relating to Loans and Advances - *contd...*

2. The following loan have been granted by the Government for which the terms and conditions are not yet settled

(₹ in lakh)

Name of Loanee-Entity	Number of Loans	Total Amount	Earliest period to which the loans relate
1	2	3	4
Data not made available by the Government Departments			

STATEMENT No. 18 - DETAILED STATEMENT ON LOANS AND ADVANCES GIVEN BY THE GOVERNMENT - *concl.*Disclosures indicating extraordinary transactions relating to Loans and Advances - *concl.*

3. Fresh Loans and advances made during the year to the loanee entities from whom repayment of earlier loans are in arrears

(₹ in lakh)

Name of Loanee-Entity	Loans Disbursement during the current year		Amount of arrears as on March 31, 2023			Earliest period to which the arrears relate	Reasons for disbursement during the current year
	Rate of Interest	Principal	Principal	Interest	Total		
1	2	3	4	5	6	7	8
Data not made available by the Government Departments							



STATEMENT No. 19 - DETAILED STATEMENT OF INVESTMENTS OF THE GOVERNMENT

SECTION-1 : Details of Investments upto 2022-23

Sr. No.	Name of entity	Year (s) of investment	Details of investment			Amount invested	% of Govt. investment to the total paid-up capital	Dividend received and credited to Govt. during the year	(₹ in lakh)		Remarks #
			Type	Number of shares	Face value of each share				Dividend declared but not credited to Govt. account		
1.	2.	3.	4.	5.	6.	7.	8.	9.	10.	11.	
I. Statutory Corporations											
a Working Corporations											
1.	Maharashtra State Financial Corporation, Mumbai	1962-63 to 1999-2000	Ordinary Spl. Class	32,56,687 1,71,000	100	3,427.69	57.71	Accumulated loss upto 2014-15 was ₹ 68,790 lakh.	
2.	Maharashtra State Warehousing Corporation, Pune	1957-58 to 1996-97	Equity	4,35,560	100	435.56	50.00	108.00	
3.	Maharashtra State Road Transport Corporation, Mumbai	1950-51 to 2021-22 2022-23	Capital Contribution Capital Contribution	5,33,691.47 79,865.31	Accumulated loss upto 2019-20 was ₹ 5,31,923 lakh.	
4.	Maharashtra State Electricity Board *	1994-95 and 2000-01	Capital Contribution	3,46,462.00	
5.	Maharashtra Water Conservation Development Corporation	2003-04 to 2021-22 2022-23	Capital Contribution Capital Contribution	5,52,722.78 1,81,600.00	Accumulated profit upto 2018-19 was ₹ 28,912 lakh.	

(*) As per new Electricity Act 2003, Maharashtra State Government vide G.R.No. ELA-1003/P.K.8588/Bhag-2/vrja-5, dated 24.01.2005 restructured Maharashtra State Electricity Board in four companies viz. (1) M.S.E.B Holding Company Limited (2) Maharashtra State Power Generation Co. Limited (3) Maharashtra State Transmission Company Limited and (4) Maharashtra State Distribution Company Limited w.e.f. 06.06.2005. However, the information in respect of distribution of Capital Contribution among these companies is awaited from Government (July 2023)

Source : Updated information received from Principal Accountant General (Audit)-I, Mumbai

STATEMENT No. 19 - DETAILED STATEMENT OF INVESTMENTS OF THE GOVERNMENT - *contd...*SECTION-1 : Details of Investments upto 2022-23 - *contd..*

Sr. No.	Name of concern	Year (s) of investment	Details of investment			Amount invested	% of Govt. investment to the total paid-up capital	Dividend received and credited to Govt. during the year	Dividend declared but not credited to Govt. account	Remarks
			Type	Number of shares	Face value of each share					
1.	2.	3.	4.	5.	6.	7.	8.	9.	10.	11.
I. Statutory Corporations - <i>contd...</i>										
a Working Corporations - <i>contd...</i>										
6.	Maharashtra Krishna Valley Development Corporation	1996-97 to 2021-22 2022-23	Capital Contribution Capital Contribution	40,47,830.74 (Q) 1,92,871.23 (Q)
7.	Vidharba Irrigation Development Corporation	1996-97 to 2021-22 2022-23	Capital Contribution Capital Contribution	56,98,269.27 (Q) 4,47,761.89 (Q)	Accumulated profit upto 2019-20 was ₹ 30,841 lakh.
8.	Tapi Irrigation Development Corporation	1996-97 to 2021-22 2022-23	Capital Contribution Capital Contribution	13,99,097.09 (Q) 1,67,612.14 (Q)
9.	Konkan Irrigation Development Corporation	1996-97 to 2021-22 2022-23	Capital Contribution Capital Contribution	10,86,774.72 (Q) 75,019.81 (Q)	Accumulated profit upto 2020-21 was ₹ 28,302 lakh.
10.	Godavari Marathwada Irrigation Development Corporation	1996-97 to 2021-22 2022-23	Capital Contribution Capital Contribution	32,38,563.79 (Q) 2,18,103.34 (Q)
11.	Maharashtra State Power Generation Corporation Limited	2006-07 to 2016-17 2021-22	Capital Contribution Capital Contribution	2,48,080.40 9,114.10	Accumulated loss upto 2021-22 was ₹ 8,22,307 lakh.
12.	Maharashtra State Electricity Board Holding Company Limited (MSEDCL)	2020-21 to 2021-22 2022-23	Capital Contribution Capital Contribution	55,000.00 34,941.00	Accumulated loss upto 2020-21 was ₹ 2,12,293 lakh.

(Q) This includes the expenditure made for Salary (₹ 88,098 lakh for the year 2021-22 and ₹ 91,343.50 lakh for the year 2022-23), Share capital contribution (₹ 9,71,317.17 lakh for the year 2021-22 and ₹ 9,77,934.47 lakh for the year 2021-22 and Payment of Land Acquisition Awards ₹ 7,169 lakh in year 2021-22 is ₹ 30,000 lakh in 2022-23. Repayment of Principal in year 2021-22 is 185.11 lakh and in year 2022-23 is ₹ 2,090.44 lakh.

STATEMENT No. 19 - DETAILED STATEMENT OF INVESTMENTS OF THE GOVERNMENT - *contd...*SECTION-1 : Details of Investments upto 2022-23 - *contd..*

Sr. No.	Name of concern	Year (s) of investment	Details of investment			Amount invested	% of Govt. investment to the total paid-up capital	(₹ in lakh)		Remarks
			Type	Number of shares	Face value of each share			Dividend received and credited to Govt. during the year	Dividend declared but not credited to Govt. account	
1.	2.	3.	4.	5.	6.	7.	8.	9.	10.	11.
I. Statutory Corporations - <i>concl'd.</i>										
a Working Corporations - <i>concl'd.</i>										
13.	Maharashtra State Co-operative Tribal Development Corporation	2006-07 to 2016-17	Capital Contribution	10,293.66	82.00
		2022-23	Capital Contribution	3,047.21	
14.	Maharashtra State Special Security Corporation	Upto 2013-14	Capital Contribution	500.00
15.	Maharashtra Jeevan Pradhikaran	Upto 2018-19	Capital Contribution	2,27,679.99
Total Statutory (Working) Corporations				1,88,58,765.19		108.00	
b. Non Working Corporations										
1.	Maharashtra Land Development Corporation Limited, Pune	1977-78 and 1979-80	Equity	3,00,000	100	300.00	Accumulated loss upto 2020-21 was ₹ 2,001 lakh.
Total Non Working Corporation				300.00		
Total, I - Statutory Corporations (a + b)				1,88,59,065.19		108.00	

(P) Government of Maharashtra vide Government Resolution No. MLD-(1002/2002)/CADA(ESTT.), dated 28.01.2004 has decided to close the Maharashtra Land Development Corporation by transferring all the assets and liabilities to the Superintending Engineer and Director, Irrigation Research and Development Pune. The information in respect of present status of the closure/exact value of assets and liabilities is awaited (July 2023)

STATEMENT No. 19 - DETAILED STATEMENT OF INVESTMENTS OF THE GOVERNMENT - *contd...*SECTION-1 : Details of Investments upto 2022-23 - *contd..*

Sr. No.	Name of concern	Year (s) of investment	Details of investment			Amount invested	% of Govt. investment to the total paid-up capital	(₹ in lakh)		Remarks
			Type	Number of shares	Face value of each share			Dividend received and credited to Govt. during the year	Dividend declared but not credited to Govt. account	
1.	2.	3.	4.	5.	6.	7.	8.	9.	10.	11.
II. Rural Banks										
1.	Marathwada Gramin Bank, Nanded	1976-77 to 2009-10 and 2020-21 to 2021-22	Equity	72,06,101	100	7,206.10	15.00
		2022-23	Equity	85,31,200	100	8,531.20
2.	Regional Rural Bank, Gadchiroli	1982-83	Equity	3,750	100	3.75	15.00
3.	Regional Rural Bank, Jalna	1982-83	Equity	3,750	100	3.75	15.00
4.	Ratnagiri Sindhudurg Gramin Bank	1983-84 to 2002-03	Equity	1,19,454	100	119.45	15.00
5.	Akola Gramin Bank	1983-84 to 2001-02	Equity	1,54,986	100	154.99	15.00
6.	Solapur Gramin Bank	1983-84 to 1999-2000	Equity	1,40,990	100	140.99	15.00
7.	Aurangabad-Jalna Gramin Bank	1987-88 to 2002-03	Equity	1,10,625	100	110.63	15.00
8.	Yeotmal Gramin Bank	1984-85 to 1996-97	Equity	60,998	100	61.00	15.00

STATEMENT No. 19 - DETAILED STATEMENT OF INVESTMENTS OF THE GOVERNMENT - *contd...*SECTION-1 : Details of Investments upto 2022-23 - *contd...*

Sr. No.	Name of concern	Year (s) of investment	Details of investment			Amount invested	% of Govt. investment to the total paid-up capital	Dividend (₹ in lakh)		Remarks
			Type	Number of shares	Face value of each share			Dividend received and credited to Govt. during the year	Dividend declared but not credited to Govt. account	
1.	2.	3.	4.	5.	6.	7.	8.	9.	10.	11.
II. Rural Banks - <i>concl.</i>										
9.	Buldhana Gramin Bank	1985-86 to 1996-97	Equity	50,396	100	50.40	15.00
10.	Thane Gramin Bank	1986-87 to 1995-96	Equity	32,964	100	32.96	15.00
11.	Vainganga Krishna Gramin Bank (A)	2009-10 to 2011-12	Equity	10,86,870	100	1,086.87	15.00
12.	Maharashtra Gramin Bank	Upto 2012-13	Equity	17,75,000	100	1,775.00	15.00
Total Rural Banks				19,277.09		
III. Government Companies										
a- Working Companies										
1.	Maharashtra State Farming Corporation Limited, Pune	1963-64, 1971-72 and 1980-81	Equity	27,500	1000	275.00	100.00	Accumulated loss upto 2018-19 was ₹ 17,643 lakh.
2.	Maharashtra Agro-Industries Development Corporation Limited, Mumbai	1965-66 to 1982-83	Equity	3,00,000	100	300.00	55.00	Accumulated profit upto 2019-20 was ₹ 19,779 lakh.

(A) Formed by merging of Chandrapur, Gadchiroli Gramin Banks, Bhandara Gramin Bank and Vainganga Krishna Gramin Bank created vide Planning Department G.R.No. RRB-2008/CR-40/ka 1415 dated 20.09.2008

STATEMENT No. 19 - DETAILED STATEMENT OF INVESTMENTS OF THE GOVERNMENT - *contd...*SECTION-1 : Details of Investments upto 2022-23 - *contd...*

Sr. No.	Name of concern	Year (s) of investment	Details of investment			Amount invested	% of Govt. investment to the total paid-up capital	Dividend (₹ in lakh)		Remarks
			Type	Number of shares	Face value of each share			Dividend received and credited to Govt. during the year	Dividend declared but not credited to Govt. account	
1.	2.	3.	4.	5.	6.	7.	8.	9.	10.	11.
III. Government Companies - <i>contd...</i>										
a- Working Companies - <i>contd...</i>										
3.	Maharashtra Small Scale Industries Development Corporation Limited, Mumbai	1962-63 to 2007-08	Equity	14,40,100	100	1,440.10	95.97	0.03	Accumulated profit upto 2019-20 was ₹ 3,098 lakh. Includes ₹ 0.69 lakh contributed from Revenue during 1969-70.
4.	Manganese Ore (India) Limited, Nagpur	1962-63 to 1993-94	Equity	1,19,630	100	119.63	9.30	727.93
			Equity	10,772	60	6.47
			Preference	12,209	100	12.21
			Preference	5,386	75	4.04
5.	State Industrial and Investment Corporation of Maharashtra Limited, Mumbai (SICOM)	1965-66 to 1992-93	Equity	60,72,000	100	6,072.00	100.00
6.	Maharashtra State Handloom Corporation Limited, Nagpur	1971-72 to 2016-17	Equity	33,11,030	100	3,311.03	98.00	Accumulated loss upto 2021-22 was ₹ 14,713 lakh.
7.	Maharashtra State Powerloom Corporation, Mumbai	1972-73 to 2021-22	Equity	17,57,300	100	1,757.30	100.00	Accumulated loss upto 2020-21 was ₹ 1,791 lakh.
		2022-23	Equity	64,000	100	64.00	100.00	

STATEMENT No. 19 - DETAILED STATEMENT OF INVESTMENTS OF THE GOVERNMENT - *contd...*SECTION-1 : Details of Investments upto 2022-23 - *contd..*

Sr. No.	Name of concern	Year(s) of investment	Details of investment			Amount invested	% of Govt. investment to the total paid-up capital	(₹ in lakh)		Remarks
			Type	Number of shares	Face value of each share			Dividend received and credited to Govt. during the year	Dividend declared but not credited to Govt. account	
1.	2.	3.	4.	5.	6.	7.	8.	9.	10.	11.
III. Government Companies - <i>contd...</i>										
a- Working Companies - <i>contd...</i>										
8.	Maharashtra Fisheries Development Corporation Limited, Mumbai	1972-73 to 2013-14	Equity	5,81,190	100	581.19	100.00	Accumulated loss upto 2015-16 was ₹ 140 lakh.
9.	Development Corporation of Konkan Limited, Mumbai	1970-71 to 1991-92	Equity	8,80,996	100	881.00	100.00	Accumulated loss upto 2020-21 was ₹ 1,592 lakh. Excludes ₹ 0.13 lakh on account of initial expenditure on establishment of the Corporation.
10.	Western Maharashtra Development Corporation Limited, Pune	1970-71 to 1984-85	Equity	3,05,767	100	305.77	100.00	Accumulated profit upto 2021-21 was ₹ 26,431 lakh. Excludes ₹ 0.13 lakh on account of initial expenditure on establishment of the Corporation. Includes bonus share of ₹ 27.80 lakh.
11.	Maharashtra State Mining Corporation Limited, Nagpur	1973-74 to 1990-91	Equity	2,06,684	100	206.68	100.00	Accumulated profit upto 2020-21 was ₹ 4,794 lakh.

STATEMENT No. 19 - DETAILED STATEMENT OF INVESTMENTS OF THE GOVERNMENT - *contd...*SECTION-1 : Details of Investments upto 2022-23 - *contd...*

Sr. No.	Name of concern	Year (s) of investment	Details of investment			Amount invested	% of Govt. investment to the total paid-up capital	(₹ in lakh)		Remarks
			Type	Number of shares	Face value of each share			Dividend received and credited to Govt. during the year	Dividend declared but not credited to Govt. account	
1.	2.	3.	4.	5.	6.	7.	8.	9.	10.	11.
III. Government Companies - <i>contd...</i>										
a- Working Companies - <i>contd...</i>										
12.	Maharashtra State Backward Class Finance and Development Corporation	1998-99 to 2019-20 2014-15 2022-23	Equity Application Money Capital Contribution	2,13,04,150 3,50,000	100 100	21,304.15 350.00 350.00	100.00	Accumulated profit upto 2018-19 was ₹ 10,932 lakh.
13.	Forest Development Corporation of Maharashtra Limited, Nagpur	1974-75 to 2018-19	Equity	3,23,12,040	100	32,312.04	100.00	Accumulated profit upto 2020-21 was ₹ 85,239 lakh. Excludes ₹ 0.30 lakh on account of initial expenditure on establishment of the Corporation.
14.	Haffkins Bio-Pharmaceutical Corporation Limited, Mumbai	1974-75 to 2004-05	Equity	87,066	1000	870.66	100.00	Accumulated profit upto 2020-21 was ₹ 13,475 lakh. Excludes ₹ 0.02 lakh on account of initial expenditure on establishment of the Corporation.
15.	Maharashtra Sanskritik Vikas Mahamandal Limited, Mumbai	1974-75 and 1977-78	Equity	52,977	100	52.98	100.00
16.	Maharashtra Tourism Development Corporation, Mumbai	1974-75 to 2005-06	Capital Contribution	1,588.88	Accumulated profit upto 2017-18 was ₹ 1,453 lakh.

STATEMENT No. 19 - DETAILED STATEMENT OF INVESTMENTS OF THE GOVERNMENT - *contd...*SECTION-1 : Details of Investments upto 2022-23 - *contd...*

Sr. No.	Name of concern	Year (s) of investment	Details of investment			Amount invested	% of Govt. investment to the total paid-up capital	(₹ in lakh)		Remarks
			Type	Number of shares	Face value of each share			Dividend received and credited to Govt. during the year	Dividend declared but not credited to Govt. account	
1.	2.	3.	4.	5.	6.	7.	8.	9.	10.	11.
III. Government Companies - <i>contd...</i>										
a- Working Companies - <i>contd...</i>										
17.	Maharashtra State Police Housing & Welfare Corporation Limited, Mumbai	1974-75 and 1978-79	Equity	79,521	1000	795.21	100.00	Accumulated profit upto 2020-21 was ₹ 6,626 lakh.
18.	Maharashtra State Seed Corporation Limited, Akola	1976-77 to 1983-84	Equity	2,05,000	100	205.00	49.00	Accumulated profit upto 2020-2 was ₹ 36,629 lakh.
19.	City and Industrial Development Corporation Limited, Mumbai (CIDCO)	1976-77	Equity	3,95,000	100	395.00	100.00	Accumulated profit upto 2019-20 was ₹ 238 lakh.
20.	Mahatma Phule Backward Class Development Corporation Limited, Mumbai	1977-78 to 2014-15	Capital Contribution	57,489.02	100.00	Accumulated profit upto 2020-21 was ₹16,896 lakh.
		2022-23	Equity	5,600.00	100.00	
21.	Maharashtra Sheep and Wool Development Corporation Limited, Pune	1978-79 to 2017-18 and 2021-22	Equity	1,05,12,690	100	10,512.69	100.00	Accumulated profit upto 2020-21 was ₹ 727 lakh.

STATEMENT No. 19 - DETAILED STATEMENT OF INVESTMENTS OF THE GOVERNMENT - *contd...*SECTION-1 : Details of Investments upto 2022-23 - *contd...*

Sr. No.	Name of concern	Year (s) of investment	Details of investment			Amount invested	% of Govt. investment to the total paid-up capital	(₹ in lakh)		Remarks
			Type	Number of shares	Face value of each share			Dividend received and credited to Govt. during the year	Dividend declared but not credited to Govt. account	
1.	2.	3.	4.	5.	6.	7.	8.	9.	10.	11.
III. Government Companies - <i>contd...</i>										
a- Working Companies - <i>contd...</i>										
22.	Dairy Development Corporation of Maharashtra Limited, Mumbai	1982-83	Capital Contribution	30.00	Accumulated loss upto 2017-18 was ₹ 313 lakh.
23.	Maharashtra Film, Stage and Cultural Development Corporation Limited, Mumbai	1979-80 to 2007-08	Equity	12,29,640	100	1,229.64	100.00	Accumulated profit upto 2020-21 was ₹ 21,868 lakh.
24.	Maharashtra Petrochemical Corporation Limited, Mumbai	1980-81 to 1992-93	Equity	8,95,660	100	895.66	100.00	Accumulated profit upto 2020-21 was ₹ 1,093 lakh.
25.	Leather Industries Development Corporation of Maharashtra Limited, Mumbai	1978-79 to 2012-13	Equity	2,81,21,000	100	28,121.00	100.00	Accumulated profit upto 2018-19 was ₹ 7,317 lakh.
		2014-15 to 2022-23	Share Application Money Equity	25,00,000	100	2,500.00	
26.	Mahila Arthik Vikas Mahamandal Limited, Mumbai	1974-75 to 2017-18 and 2021-22	Equity	3,52,350	100	352.35	97.86	Accumulated profit upto 2020-21 was ₹ 1,152 lakh.

STATEMENT No. 19 - DETAILED STATEMENT OF INVESTMENTS OF THE GOVERNMENT - *contd...*SECTION-1 : Details of Investments upto 2022-23 - *contd..*

Sr. No.	Name of concern	Year (s) of investment	Details of investment			Amount invested	% of Govt. investment to the total paid-up capital	(₹ in lakh)		Remarks
			Type	Number of shares	Face value of each share			Dividend received and credited to Govt. during the year	Dividend declared but not credited to Govt. account	
1.	2.	3.	4.	5.	6.	7.	8.	9.	10.	11.
III. Government Companies - <i>contd...</i>										
a- Working Companies - <i>contd...</i>										
27.	Vasantrao Naik Vimukta Jatis and Nomadic Tribes Development Corporation Limited, Mumbai	1984-85 to 2015-16 and 2018-19	Equity	1,99,35,000	100	19,935.00	67.99	Accumulated loss upto 2013-14 was ₹ 3,070 lakh.
		2022-23	Equity	52,000	100	52.00	
28.	Lokshahir Annabhau Sathe Development Corporation Limited	1985-86 to 2014-15 and 2021-22	Equity	4,84,36,850	100	48,436.85	100.00	Accumulated loss upto 2009-10 was ₹ 3,660 lakh.
		2022-23	Equity	70,00,000	100	7,000.00	
29.	Marathwada Textile Corporation, Nanded	1989-90 to 2005-06	Equity	1,12,79,590	100	11,279.59	14.28
30.	Maharashtra State Road Development Corporation Limited	1996-97 to 2010-11	Equity	77,38,25,600	10	77,382.56	100.00	Accumulated loss upto 2017-18 was ₹ 3,72,267 lakh.
		2022-23	Equity	3,54,50,00,000	10	3,54,500.00	
31.	Maharashtra Rural Development Corporation Limited	1981-82	Equity	5,000	100	5.00	100.00	Accumulated loss upto 2012-13 was ₹ 5 lakh.
32.	Konkan Railway Corporation	1990-91 to 2005-06	Equity	1,78,22,250	100	17,822.25	100.00

STATEMENT No. 19 - DETAILED STATEMENT OF INVESTMENTS OF THE GOVERNMENT - *contd...*SECTION-1 : Details of Investments upto 2022-23 - *contd...*

Sr. No.	Name of concern	Year (s) of investment	Details of investment			Amount invested	% of Govt. investment to the total paid-up capital	(₹ in lakh)		Remarks
			Type	Number of shares	Face value of each share			Dividend received and credited to Govt. during the year	Dividend declared but not credited to Govt. account	
1.	2.	3.	4.	5.	6.	7.	8.	9.	10.	11.
III. Government Companies - <i>contd...</i>										
a- Working Companies - <i>contd...</i>										
33.	Shivshahi Punarvasan Prkalp, Mumbai	1998-99	Equity	11,50,00,000	10	11,500.00	100.00	Accumulated profit upto 2018-19 was ₹ 4,845 lakh.
34.	Annasaheb Patil Economically Backward Class Development Corporation	1998-99 to 2018-19 and 2021-22	Equity	3,20,00,000	100	32,000.00	100.00	Accumulated profit upto 2010-11 was ₹ 885 lakh.
		2022-23	Equity	80,00,000	100	8,000.00	100.00	
35.	Mahanagar Gas Limited, Mumbai	1997-98 to 2014-15	Equity	98,77,800	10	987.78
36.	Maharashtra Co-operative Development Corporation Limited	2000-01 to 2018-19	Equity	88,04,440	100	8,804.44	Accumulated profit upto 2020-21 was ₹ 155 lakh.
		2022-23	Equity	72,42,000	100	7,242.00	
37.	Maharashtra State Handicapped Finance and Development Corporation Limited	2003-04 to 2015-16	Equity	47,51,760	100	4,751.76	Accumulated loss upto 2012-13 was ₹ 962 lakh.
		2022-23	Equity	57,00,000	100	5,700.00	
38.	Moulana Azad Minorities Financial Development Corporation, Mumbai	2000-01 to 2021-22	Equity	5,42,69,100	100	54,269.10	100.00	Accumulated profit upto 2012-13 was ₹ 3,131 lakh.
		2022-23	Equity	25,00,000	100	2,500.00	100.00	

STATEMENT No. 19 - DETAILED STATEMENT OF INVESTMENTS OF THE GOVERNMENT - *contd...*SECTION-1 : Details of Investments upto 2022-23 - *contd...*

Sr. No.	Name of concern	Year (s) of investment	Details of investment			Amount invested	(₹ in lakh)			Remarks
			Type	Number of shares	Face value of each share		% of Govt. investment to the total paid-up capital	Dividend received and credited to Govt. during the year	Dividend declared but not credited to Govt. account	
1.	2.	3.	4.	5.	6.	7.	8.	9.	10.	11.
III. Government Companies - <i>contd...</i>										
a- Working Companies - <i>contd...</i>										
39.	Maharashtra Irrigation Finance Company Limited	2002-03 to 2020-21	Equity	18,44,67,400	100	1,84,467.40	Accumulated loss upto 2012-13 was ₹ 1 lakh.
40.	Maharashtra State Ex-Servicemen Corporation	2002-03 to 2013-14	Equity	10,05,000	100	1,005.00	Accumulated profit upto 2018-19 was ₹ 11,113 lakh.
41.	National Minority Development & Finance Corporation	2003-04 to 2021-22 2022-23	Equity	26,72,750	100	2,672.75
			Equity	50,000	100	50.00
42.	Shabari Tribal Finance and Development Corporation Limited, Nashik	2003-04 to 2014-15 and 2018-19	Equity	68,59,160	100	6,859.16	98.00	Accumulated profit upto 2018-19 was ₹ 2,927 lakh.
43.	Export Corporation for Maharashtra	1979-80 and 1980-81	0.51
Maharashtra Metro Rail Corporation Limited										
44.	Nagpur Metro Railway Project	2015-16 to 2021-22 2022-23	Capital Contribution	1,10,18,12,500	10	1,10,181.25
			Capital Contribution	1,21,87,500	10	1,218.75
45.	Pune Metro Railway Project	2016-17 to 2021-22 2022-23	Capital Contribution	1,19,60,17,300	10	1,19,601.73
			Capital Contribution	11,39,82,700	10	11,398.27

STATEMENT No. 19 - DETAILED STATEMENT OF INVESTMENTS OF THE GOVERNMENT - *contd...*SECTION-1 : Details of Investments upto 2022-23 - *contd...*

Sr. No.	Name of concern	Year (s) of investment	Details of investment			Amount invested	% of Govt. investment to the total paid-up capital	(₹ in lakh)		Remarks
			Type	Number of shares	Face value of each share			Dividend received and credited to Govt. during the year	Dividend declared but not credited to Govt. account	
1.	2.	3.	4.	5.	6.	7.	8.	9.	10.	11.
III. Government Companies - <i>contd...</i>										
a- Working Companies - <i>concl.</i>										
46.	Maharashtra Urban Infrastructure Development Company Limited	2002-03 upto 2015-16	Capital Contribution	49,000	100	49.00	Accumulated profit upto 2021-22 was ₹ 863 lakh.
47.	Maharashtra Urban Infrastructure Fund Trustee Company Limited	2002-03 upto 2015-16	Capital Contribution	10,000	100	10.00	Accumulated loss upto 2021-22 was ₹ 3 lakh.
48.	MSMC Adkoli Natural Resources Limited	2009-10 upto 2015-16	Capital Contribution	1,000	100	1.00	Accumulated loss upto 2021-22 was ₹ 4 lakh.
49.	Nagpur Flying Club Private Limited	2006-07 upto 2015-16	Capital Contribution	85,000	100	85.00	Accumulated profit upto 2020-21 was ₹ 470 lakh.
50.	Maharashtra Railways Infrastructure Development Company	2020-21 to 2021-22	Capital Contribution	11,508.77
		2022-23	Capital Contribution	4,450.00
51	Maha ARC Limited	2022-23	Capital Contribution	31,100.00
Total Working Government Companies				13,37,957.62		727.96	

STATEMENT No. 19 - DETAILED STATEMENT OF INVESTMENTS OF THE GOVERNMENT - *contd...*SECTION-1 : Details of Investments upto 2022-23 - *contd..*

Sr. No.	Name of concern	Year (s) of investment	Details of investment			Amount invested	% of Govt. investment to the total paid-up capital	(₹ in lakh)		Remarks
			Type	Number of shares	Face value of each share			Dividend received and credited to Govt. during the year	Dividend declared but not credited to Govt. account	
1.	2.	3.	4.	5.	6.	7.	8.	9.	10.	11.
III. Government Companies - <i>contd...</i>										
b. Non-Working Government Companies										
1.	Maharashtra State Textile Corporation	1966-67 to 2000-01	Equity	2,36,14,911	100	23,478.27 ⁽¹⁾	Accumulated loss upto 2020-21 was ₹ 1,20,592 lakh.
			Ordinary	3,338	25	0.84	100.00	
2.	Marathwada Development Corporation Limited, Aurangabad	1967-68 to 1997-98	Equity	10,16,939	100	1,016.94	100.00	Accumulated loss upto 2020-21 was ₹ 1,072 lakh. Excludes preoperative expenses of ₹ 42.30 lakh on account of survey and project report work of Hajira-Nanded Gas Pipe Line.
3.	Development Corporation of Vidarbha Limited, Nagpur	1970-71 to 1991-92	Equity	7,16,840	100	716.84	100.00	Accumulated loss upto 2021-22 was ₹ 1,811 lakh. Excludes ₹ 0.13 lakh on account of initial expenditure on establishment of the Corporation.

(1) The difference of ₹ 136.64 lakh between number of shares and amount invested is under reconciliation

STATEMENT No. 19 - DETAILED STATEMENT OF INVESTMENTS OF THE GOVERNMENT - *contd...*SECTION-1 : Details of Investments upto 2022-23 - *contd...*

Sr. No.	Name of concern	Year (s) of investment	Details of investment			Amount invested	% of Govt. investment to the total paid-up capital	Dividend (₹ in lakh)		Remarks
			Type	Number of shares	Face value of each share			Dividend received and credited to Govt. during the year	Dividend declared but not credited to Govt. account	
1.	2.	3.	4.	5.	6.	7.	8.	9.	10.	11.
III. Government Companies - <i>contd...</i>										
b. Non-Working Government Companies - <i>contd...</i>										
4.	Maharashtra Agricultural Development and Fertilizer Corporation Limited (MAFCO)	1973-74 to 1999-2000	Equity	5,03,573	100.00	503.57	100.00	Accumulated profit upto 2018-19 was ₹ 45 lakh. Includes ₹ 51.25 lakh on account of assets transfer to Company without payment being made in Cash.
5.	Maharashtra State Housing Corporation Limited, Pune	1974-75	Equity	1,000	100.00	1.00	100.00	Accumulated profit upto 2019-20 was ₹ 60 lakh.
6.	Irrigation Development Corporation of Maharashtra Limited,	1975-76 to 1982-83	Equity	1,92,640	100.00	192.64	100.00	Under process of liquidation.
7.	Maharashtra Electronics Corporation Limited, Mumbai	1978-79 to 1992-93	Equity	9,68,600	100.00	968.60	100.00	Accumulated loss upto 2017-18 was ₹ 39,957 lakh.
8.	Dairy Development Corporation of Marathwada Limited, Aurangabad	1978-79	Capital Contribution	20.00	Accumulated loss upto 2020-2 was ₹ 313 lakh.

STATEMENT No. 19 - DETAILED STATEMENT OF INVESTMENTS OF THE GOVERNMENT - *contd...*SECTION-1 : Details of Investments upto 2022-23 - *contd..*

Sr. No.	Name of concern	Year (s) of investment	Details of investment			Amount invested	% of Govt. investment to the total paid-up capital	(₹ in lakh)		Remarks
			Type	Number of shares	Face value of each share			Dividend received and credited to Govt. during the year	Dividend declared but not credited to Govt. account	
1.	2.	3.	4.	5.	6.	7.	8.	9.	10.	11.
III. Government Companies - <i>concl.</i>										
b. Non-Working Government Companies - <i>concl.</i>										
9.	Kolhapur Chitranagari Corporation, Kolhapur	1984-85 to 2021-22 2022-23	Equity	3,00,32,000	10	2,929.62	100.00	Accumulated loss upto 2003-04 was ₹ 230 lakh.
			Equity	49,00,000	10	490.00	100.00	
10	Asian Development Bank Aided Maharashtra Agri Business Network Project (Magnet)	2021-22 2022-23	Equity	4,094.00	
			Equity	9,936.00	
			Total Non Working Companies	44,348.32		
			Total, Government Companies (a + b)	13,82,305.94		727.96	
IV. Joint Stock Companies										
a- Working Companies										
(i) Banks										
1.	Bank of Baroda Limited	Prior to 1948	Ordinary	18,100	100	24.20 (1)	Investment made by ex-princely States from their cash balance and inherited by Maharashtra on their integration.

(1) The difference of ₹ 6.10 lakh between number of shares and amount invested is under reconciliation

STATEMENT No. 19 - DETAILED STATEMENT OF INVESTMENTS OF THE GOVERNMENT - *contd...*SECTION-1 : Details of Investments upto 2022-23 - *contd...*

Sr. No.	Name of concern	Year (s) of investment	Details of investment			Amount invested	% of Govt. investment to the total paid-up capital	Dividend (₹ in lakh)		Remarks
			Type	Number of shares	Face value of each share			Dividend received and credited to Govt. during the year	Dividend declared but not credited to Govt. account	
1.	2.	3.	4.	5.	6.	7.	8.	9.	10.	11.
IV. Joint Stock Companies - <i>contd...</i>										
a- Working Companies - <i>contd...</i>										
(i) Banks - <i>concl.</i>										
2.	ICICI Bank Limited	Investment by ex-princely State in Sangli Bank Ltd. and from 1951-52 to 1983-84	Ordinary and Right	12,712	10	1.27	3.15	Investment made by ex-princely States in Sangli Bank Limited from their cash balance and inherited by Maharashtra on their integration. The bank was merged with ICICI Bank as on record date 19.05.2007.
			Total- Banks	25.47		3.15	
(ii) Other Concerns										
1.	Tata Chemicals Limited, Mumbai	Prior to 1948	Preference Ordinary	8,572 26,681	100 10	8.57 2.67	0.30	Investment made by ex-princely States from their cash balance and inherited by Maharashtra on their integration.
			Total- Other Concerns	11.24	0.30	
			Total-Working Companies	36.71	3.45	

STATEMENT No. 19 - DETAILED STATEMENT OF INVESTMENTS OF THE GOVERNMENT - *contd...*SECTION-1 : Details of Investments upto 2022-23 - *contd...*

Sr. No.	Name of concern	Year (s) of investment	Details of investment			Amount invested	% of Govt. investment to the total paid-up capital	Dividend (₹ in lakh)		Remarks
			Type	Number of shares	Face value of each share			received and credited to Govt. during the year	declared but not credited to Govt. account	
1.	2.	3.	4.	5.	6.	7.	8.	9.	10.	11.
IV. Joint Stock Companies - <i>contd...</i>										
b- Non Working Companies										
(i) Banks										
1.	Ganesh Bank of Kurundwad, Kolhapur	Prior to 1948	Right	3,048	50	1.52	50.00	Investment made by ex-princely States from their cash balance and inherited by Maharashtra on their integration.
Total-Banks				1.52		
(ii) Mills										
1.	Orissa Textile Limited, P.O. Chowowar (District Cuttack)	Investment by the former Saurashtra State	Ordinary Preference	1,685 168	10 100	0.17 0.17	Investment made by ex-princely States from their cash balance and inherited by Maharashtra on their integration.
2.	Osmanshahi Mills Limited, Nanded	Prior to 1948 Allocated under States Reorganisation Act, 1956	Ordinary	6,574	100	6.61 ⁽¹⁾	8.00	Investment made by ex-princely States from their cash balance and inherited by Maharashtra on their integration.
Total Mills				6.95		

(1) The difference of ₹ 0.04 lakh between number of shares and amount invested is under reconciliation

STATEMENT No. 19 - DETAILED STATEMENT OF INVESTMENTS OF THE GOVERNMENT - *contd...*SECTION-1 : Details of Investments upto 2022-23 - *contd...*

Sr. No.	Name of concern	Year (s) of investment	Details of investment			Amount invested	% of Govt. investment to the total paid-up capital	(₹ in lakh)		Remarks
			Type	Number of shares	Face value of each share			Dividend received and credited to Govt. during the year	Dividend declared but not credited to Govt. account	
1.	2.	3.	4.	5.	6.	7.	8.	9.	10.	11.
IV. Joint Stock Companies - <i>concl.</i>										
b- Non Working Companies - <i>concl.</i>										
(iii) Other Concerns										
1.	Maharashtra Cement Industries Limited	1965-66	0	1.00
Total -Other Concerns				1.00		
Total-Non Working Companies				9.47		
IV, Total Joint Stock Companies				46.18		3.45	
V. Partnership Concerns										
NIL										
Total other Joint Stock Companies and Partnerships Investment during the year						
Total –IV and V				46.18		3.45	
VI. Co-operative Banks/Societies and Local Bodies-										
(a) Co-operative Societies-										
1.	Credit Co-operatives*	1956-57 to 2016-17	48,719.56	0.07
2.	Housing Co-operatives	1967-68 to 1986-87	32.50
3.	Labour Co-operatives	1956-57 to 2001-02	40.85
4.	Farmers Co-operatives	1963-64 to 1999-2000	408.25

* Includes Maharashtra State Co-operative Bank and other Co-operative Banks *etc.*

STATEMENT No. 19 - DETAILED STATEMENT OF INVESTMENTS OF THE GOVERNMENT - *contd...*SECTION-1 : Details of Investments upto 2022-23 - *contd...*

Sr. No.	Name of concern	Year (s) of investment	Details of investment			Amount invested	% of Govt. investment to the total paid-up capital	Dividend (₹ in lakh)		Remarks
			Type	Number of shares	Face value of each share			received and credited to Govt. during the year	declared but not credited to Govt. account	
1.	2.	3.	4.	5.	6.	7.	8.	9.	10.	11.
VI. Co-operative Banks/Societies and Local Bodies -<i>contd...</i>										
(a) Co-operative Societies - <i>contd...</i>										
5.	Warehousing and Marketing Co-operatives	1955-56 to 2011-12	5,444.74
6.	Processing Co-operatives	1955-56 to 2021-22	15,805.19
		2022-23	144.02
7.	Dairy Co-operatives	1956-57 to 1999-2000	304.30
8.	Fishermen's Co-operatives	1956-57 to 2013-14	9,326.63
9.	Co-operatives Sugar Mills	1956-57 to 2021-22	1,29,454.54
10.	Co-operative Spinning Mills	1962-63 to 2021-22	1,83,958.85
		2022-23	9,263.87
11.	Industrial Co-operatives	1956-57 to 2015-16	5,304.97
12.	Consumer Co-operatives	1962-63 to 2020-21	1,465.37 (*)

(*) Differs from pervious year due to rectification of misclassification

STATEMENT No. 19 - DETAILED STATEMENT OF INVESTMENTS OF THE GOVERNMENT - *contd...*SECTION-1 : Details of Investments upto 2022-23 - *contd...*

Sr. No.	Name of concern	Year (s) of investment	Details of investment			Amount invested	% of Govt. investment to the total paid-up capital	Dividend (₹ in lakh)		Remarks
			Type	Number of shares	Face value of each share			received and credited to Govt. during the year	declared but not credited to Govt. account	
1.	2.	3.	4.	5.	6.	7.	8.	9.	10.	11.
VI. Co-operative Banks/Societies and Local Bodies -concltd.										
(a) Co-operative Societies - concltd.										
13.	Co-operatives Under Tribal Areas	1977-78 to 2015-16	980.95
14.	Other Co-operatives	1955-56 to 2019-20	72,755.74
Total, Co-operative Societies -				4,83,410.33		0.07	
(b) Local Bodies										
1.	Mumbai Port Trust	Prior to 1948	4 per cent debentures	1974		below ₹ 1 lakh	Investment made by ex-princely States from their cash balance and inherited by Maharashtra on their integration.
2.	Mumbai Municipal Corporation	1965-66 1966-67	5 1/4 per cent	Loan 1977 debentures 1978		45.75 29.87	The amounts were invested from cash balance.
Total, Local Bodies				75.62		
Total, Co-operative Banks/Societies and Local Bodies-				4,83,485.95		0.07	

STATEMENT No. 19 - DETAILED STATEMENT OF INVESTMENTS OF THE GOVERNMENT - *contd...*SECTION-1 : Details of Investments upto 2022-23 - *contd...*

Sr. No.	Name of concern	Year (s) of investment	Details of investment			Amount invested	% of Govt. investment to the total paid-up capital	Dividend received and credited to Govt. during the year	Dividend declared but not credited to Govt. account	Remarks
			Type	Number of shares	Face value of each share					
1.	2.	3.	4.	5.	6.	7.	8.	9.	10.	11.
VII Concerns under Liquidation										
1.	Ajanta Fabrics Limited, Aurangabad	Prior to 1948	Fixed Deposit	0	1.12	Investment made by ex-princely States from their cash balance and inherited by Maharashtra on their integration.
2.	Ambica Air Lines Limited, Mumbai	Ordinary	4,000	25	1.00	Investment made by ex-princely States from their cash balance and inherited by Maharashtra on their integration.
3.	Bank of Kolhapur Limited, Kolhapur	Prior to 1948	Ordinary	1,990	100	1.00 (1)	Investment made by ex-princely States from their cash balance and inherited by Maharashtra on their integration.
		Deferred	10	100	0.50 (1)	
4.	Mumbai Wood Distillation Company Limited	Ordinary	6,120	100	6.12

(1) Difference between the face value of shares in column 6 and column 7 is under reconciliation

STATEMENT No. 19 - DETAILED STATEMENT OF INVESTMENTS OF THE GOVERNMENT - *contd...*SECTION-1 : Details of Investments upto 2022-23 - *concl'd.*

Sr. No.	Name of concern	Year (s) of investment	Details of investment			Amount invested	% of Govt. investment to the total paid-up capital	Dividend received and credited to Govt. during the year	(<i>₹ in lakh</i>)		Remarks
			Type	Number of shares	Face value of each share				Dividend declared but not credited to Govt. account	Dividend declared but not credited to Govt. account	
1.	2.	3.	4.	5.	6.	7.	8.	9.	10.	11.	
VII Concerns under Liquidation - <i>concl'd.</i>											
5.	Himmatnagar Glass Ceramic Company, Himatnagar	Deposits	0	1.50	Investment made by ex-princely States from their cash balance and inherited by Maharashtra on their integration.	
6.	Morvi Mercantile Bank Limited, Morvi	Ordinary	3,750	100	3.75	Investment made by ex-princely States from their cash balance and inherited by Maharashtra on their integration.	
7.	Natwarsinghji Glass Works Limited, Chhotaudaypur	Debentures	8	25,000	2.00	Investment made by ex-princely States from their cash balance and inherited by Maharashtra on their integration.	
8.	State Industrial Co-operative Association Limited, Mumbai	1950-51 to 1956-57 1960-61	Ordinary	4,443	10	0.44	
				0	2.08	
9.	The Overseas Employment and Export Promotion Corporation of Maharashtra Limited, Mumbai	1979-80 to 1981-82	Equity	12,230	100	12.23	
Total Concerns under Liquidation				31.74			
Grand Total				2,07,44,212.09		3,601.07 ^(a)		

(a) Details of ₹ 2,761.59 lakh are awaited from the Government (July 2023)

STATEMENT No. 19 - DETAILED STATEMENT OF INVESTMENTS OF THE GOVERNMENT - *contd...*

SECTION - 2 : Major and Minor Head-wise details of Investments

(Includes only those cases in which the figures of Statement No.16 do not tally with those appearing in Statement No.19)

Sr. No. of Statement No. 19	Major/Minor Heads	Investment at the end of previous year	Investment during the year	Dis-investment during the year	Investment at the end of the year
1.	2.	3.	4.	5.	6.
I - Statutory Corporations					
<i>(₹ in lakh)</i>					
I (a) (5)	4402 - Capital Outlay on Soil and Water Conservation 190-Investment in Public Sector and Other Undertakings- (i)- Share Capital Contribution for Maharashtra Water Conservation Corporation	5,52,722.78	1,81,600.00	7,34,322.78
I (a) (11)	4801 - Capital Outlay on Power Projects 02-Thermal Power Generation 190 - Capital Investment in Maharashtra State Power Generation Corporation Limited (MAHAGENCO)	8,60,965.64	9,114.10	8,70,079.74
I (a) (12)	4801 - Capital Outlay on Power Projects 05-Transmission and Distribution 190 - Capital Investment in Maharashtra State Electricity Board Holding Company Limited (MSEDCL)	5,02,061.92	34,941.00	5,37,002.92
I (a) (13)	4425 - Capital Outlay on Co-operation 796 - Maharashtra State Co-operative Tribal Development Corporation	15,130.54	3,047.21	18,177.75
III - Government Companies					
III (a) (7)	4851 - Capital Outlay on Village and Small Industries 190-Investment in Public Sector and Other Undertakings- (iii)- Share Capital Contribution to Maharashtra State Powerloom Corporation, Mumbai	2,022.54	64.00	2,086.54
III (a) (12)	4225 - Capital Outlay on Welfare of Scheduled Castes, Scheduled Tribes and Other Backward Classes- 03-190 - Share Capital Contribution to Maharashtra State Other Backward Class Finance and Development Corporation	21,954.15	350.00	22,304.15
III (a) (21)	4403 - Capital Outlay on Animal Husbandry 190-Maharashtra Sheep and Wool Development Corporation Limited, Pune	10,630.75	10,630.75
III (a) (34)	4250 - Capital Outlay on Other Social Services 190-Annasaheb Patil Economically Backward Class Development Corporation	32,885.45	8,000.00	40,885.45

Note - Figures exhibited in column nos 3 and 6 are as per Statement No. 16

STATEMENT No. 19 - DETAILED STATEMENT OF INVESTMENTS OF THE GOVERNMENT - *concl.*SECTION - 2 : Major and Minor Head-wise details of Investments - *concl.*

(Includes only those cases in which the figures of Statement No.16 do not tally with those appearing in Statement No.19)

Sr. No. of Statement No. 19	Major/Minor Heads	Investment at the end of previous year	Investment during the year	Dis-investment during the year	Investment at the end of the year
1.	2.	3.	4.	5.	6.
			(₹ in lakh)		
III (a) (43)	- Export Corporation For Maharashtra-Not traceable in Statement No. 16 of the Finance Accounts
III (b) (1)	- 4860 - Capital Outlay on Consumer Industries 01-Textiles 190-Investment in Public Sector and Other Undertakings- (i) Maharashtra State Textile Corporation	23,426.78	23,426.78
III (b) (4)	- 4855 - Capital Outlay on Fertilizer Industries 190-Investment in Public Sector and Other Undertakings - Maharashtra Agricultural Development and Fertilizer Corporation Limited (MAFCO)	10.00	10.00
III (b) (4)	- 4403-Capital Outlay on Animal Husbandry- 190-Investment in Public Sector and Other Undertakings- (ii) Share capital contribution to Maharashtra Agricultural Development and Fertilizer Corporation Limited (MAFCO)	394.54	394.54
	Total III (b) 4	404.54	404.54
IV (b) (iii) (1)	- Maharashtra Cement Industries Limited Not traceable in Statement No. 16 of the Finance Accounts
VII (4)	- Mumbai Wood Distillation Company Limited Not traceable in Statement No. 16 of the Finance Accounts
VII (8)	- State Industrial Co-operative Association Limited, Mumbai Not traceable in Statement No. 16 of the Finance Accounts
VII (9)	- The Overseas Employment and Export Promotion Corporation of Maharashtra Limited, Mumbai Not traceable in Statement No. 16 of the Finance Accounts



STATEMENT No. 20 - DETAILED STATEMENT OF GUARANTEES GIVEN BY THE GOVERNMENT

A. Class-wise details of Guarantees													
Sr. No	Class (No. of Guarantees within brackets)	Maximum Amount guaranteed		Outstanding at the beginning of 2022-23		Net of Additions(+)/ Deletions(-) (other than invoked) during the year*	Invoked during the year		Outstanding at the end of 2022-23		Guarantee commission or fee		Other Material Details
		Principal	Interest	Principal	Interest		Dis-charged	Not Dis-charged	Principal	Interest	Received	Receivable	
(i)	Guarantees given for repayment of share capital, payment of minimum annual dividend and repayment of bonds or loans, debentures issued or raised by the Statutory Corporations and Financial Institutions (16)	7,28,584.00	5,71,039.00	47,037.00	3,106.00	(-) 9,754.00	2,026.00	38,839.00	1,550.00	1,177.00	273.00
(ii)	Guarantees given to Banks and Financial Institutions for repayment of principal and payment of interest, cash credit facility, financing seasonal agricultural operations and for providing working capital to companies corporations and co-operative societies and banks (92)	65,16,046.00	3,59,444.00	46,72,490.00	4,03,702.00	(-) 1,53,297.00	43,80,920.00	5,41,975.00	1,57,694.00	1,27,826.00
Total		72,44,630.00	9,30,483.00	47,19,527.00	4,06,808.00	(-) 1,63,051.00	2,026.00	44,19,759.00	5,43,525.00	1,58,871.00	1,28,099.00

(*) Includes both Principal and Interest

(a) Differs from Previous years as per Statement received from Finance Department

STATEMENT No. 20 - DETAILED STATEMENT OF GUARANTEES GIVEN BY THE GOVERNMENT- *contd...***B. Sector-wise details of each class of Guarantee**

Class and Sector (No. of Guarantee within brackets)	Maximum amount guaranteed	Sums guaranteed outstanding as on 31 March 2023		Fees received	Fees Receivable	Other Material Details
		Principal	Interest			
<i>(₹ in lakh)</i>						
I- STATE FINANCIAL CORPORATIONS/COMPANIES (16)						
Guarantees given for repayment of share capital, payment of minimum annual dividend and repayment of bonds or loans, debentures issued or raised by the Statutory Corporations and Financial Institutions						
1. Maharashtra Jeevan Pradhikaran	.. 54,278.00
2 Maharashtra Irrigation Financial Company Limited	.. 79,825.00
3 Lok Shahir Annabhau Sathe Vikas Corporation, Mumbai	.. 15,297.00	984.00	246.00
4 Sant Rohidas Leather Ind. & Leather Weavers Development Corporation	.. 9,615.00	7,705.00	10.00	10.00
5 Godavari Marathwada Irrigation Development Corporation	.. 94,684.00
6 Maharashtra Krishna Valley Development Corporation	.. 2,01,937.00
7 Vidharbha Irrigation Development Corporation	.. 91,302.00
8 Konkan Irrigation Development Corporation	.. 36,095.00
9 Moulana Azad Minority Economic Development Corporation	.. 4,500.00	2,740.00	16.00	1.00
10 Maharashtra State Handicapped Finance and Development Corporation	.. 17,500.00	10,616.00
11 Mahathma Phule Backward Class Development Corporation, Mumbai	.. 13,500.00	15,513.00	205.00	155.00
12 Maharashtra State Other Backward Class Finance and Development Corporation	.. 19,550.00
13 Shabari Adivasi Finance and Development Corporation Limited Nashik	.. 5,000.00	1,584.00	12.00	16.00
14 Vasantrao Naik Nomadic Tribes Development Corporation	.. 4,820.00
15 Backward Class Housing Society	.. 1,770.00	681.00	1,345.00
16 Tapi Irrigation Development Corporation	.. 78,911.00
TOTAL-Corporation	.. 7,28,584.00	38,839.00	1,550.00	1,177.00	273.00

STATEMENT No. 20 - DETAILED STATEMENT OF GUARANTEES GIVEN BY THE GOVERNMENT - *contd...***B. Sector-wise details of each class of Guarantee- *contd...***

Class and Sector (No. of Guarantee within brackets)	Maximum amount guaranteed	Sums guaranteed outstanding as on 31 March 2023		Fees received	Fees Receivable	Other Material Details
		Principal	Interest			
<i>(₹ in lakh)</i>						
II- ROADS AND TRANSPORT (6)						
Guarantees given to Banks and Financial Institutions for repayment of principal and payment of interest, cash credit facility, financing seasonal agricultural operations and for providing working capital to companies corporations and co-operative societies and banks						
1. Maharashtra State Road Development Corporation Limited	.. 1,11,567.00	2,939.00
2. Maharashtra State Road Development Corporation Limited (Bonds)	.. 4,85,440.00
3. Mumbai Metropolitan Region Development Authority (METRO-4)	.. 3,91,600.00
4. Mumbai Metropolitan Region Development Authority (MTHL)	.. 15,10,000.00	15,10,000.00
5. Maharashtra Rail Infrastructure Development Corporation Limited	.. 42,000.00	47,000.00	146.00
6. Nagpur-Mumbai Super Communication Express Way Limited	.. 17,00,000.00	13,00,000.00	1,02,467.00
TOTAL-Roads and Transport	.. 42,40,607.00	28,57,000.00	1,05,406.00	146.00
III- POWER (2)						
Guarantees given to Banks and Financial Institutions for repayment of principal and payment of interest, cash credit facility, financing seasonal agricultural operations and for providing working capital to companies, corporations and co-operative societies and banks						
1. Maharashtra State Electricity Distribution Company Limited	.. 11,30,000.00	12,29,350.00	3,49,258.00
2. Maharashtra State Power Generation Company Limited	.. 2,00,000.00	2,00,000.00	29,325.00
TOTAL-Power	.. 13,30,000.00	14,29,350.00 (*)	3,78,583.00 (*)

(*) The net amount of ₹ 1,41,140 lakh (including interest) more than the maximum amount guaranteed is under reconciliation with the State Government

STATEMENT No. 20 - DETAILED STATEMENT OF GUARANTEES GIVEN BY THE GOVERNMENT - *contd...***B. Sector-wise details of each class of Guarantee - *contd...***

Class and Sector (No. of Guarantee within brackets)	Maximum amount guaranteed	Sums guaranteed outstanding as on 31 March 2023		Fees received	Fees Receivable	Other Material Details
		Principal	Interest			
<i>(₹ in lakh)</i>						
IV- MUNICIPALITIES/UNIVERSITIES/LOCAL BODIES (26)						
Guarantees given to Banks and Financial Institutions for repayment of principal and payment of interest, cash credit facility, financing seasonal agricultural operations and for providing working capital to companies, corporations and co-operative societies and banks						
i) Municipal Corporations/Councils/Zilla Parishads (26)						
1. Municipal Corporation of the City of Jalgaon	.. 12,992.00	332.00
2. Latur Municipal Council	.. 1,125.00	35.00
3. Zilla Parishads (24)	.. 25,071.00	3,015.00
TOTAL-Municipalities/ Universities/ Local Bodies	.. 39,188.00	3,015.00	367.00
V- CO-OPERATIVES (58)						
Guarantees given to Banks and Financial Institutions for repayment of principal and payment of interest, cash credit facility, financing seasonal agricultural operations and for providing working capital to companies corporations and co-operative societies and banks						
(i) Co-operative Banks (2)						
1. Maharashtra State Co-operative Bank Limited	.. 96,262.00	757.00
2. Maharashtra State Co-operative Agricultural Rural Multipurpose Development Bank Limited	.. 54,579.00
(ii) Industrial Co-operative (56)						
1. Sugar Factories (29)	.. 2,42,468.00	38,746.00	43,567.00
2. Maharashtra State Co-operative Cotton Growers Marketing Federation Limited	.. 4,70,000.00	42,280.00	1,06,825.00	48,239.00	1,27,680.00
3. Co-operative Spinning Mills (24)	.. 21,100.00	9,340.00	13,000.00	3,682.00
4. Maharashtra State Oilseeds Growers Marketing Federation Limited	.. 1,842.00	432.00
5. Maharashtra State Co-operative Marketing Federation	.. 20,000.00
TOTAL-Co-operatives	.. 9,06,251.00	91,555.00	1,63,392.00	51,921.00	1,27,680.00
GRAND TOTAL	.. 72,44,630.00	44,19,759.00	5,43,525.00	1,58,871.00	1,28,099.00

STATEMENT No. 20 - DETAILED STATEMENT OF GUARANTEES GIVEN BY THE GOVERNMENT - *concl.*

EXPLANATORY NOTES

(A) Guarantee Redemption Fund-

In terms of the Twelfth Finance Commission, Government of Maharashtra vide notification dated 20 December 2018 created Guarantee Redemption Fund in 2018-19 to meet contingent liabilities arising from the Guarantees given by the State Government in respect of bonds issued and other borrowings by the State Level Undertakings or other bodies and invoked by the 'beneficiaries'. During the year, the State Government credited ₹ 49,881.97 lakh to the Fund and ₹ 7,840.58 lakh has been invested by the Reserve Bank of India during the year leaving the balance of ₹ 42,082.46 lakh as on 31 March 2023.

(B) Guarantee Fees - The Government charges fees for guarantees given to parties and institutions at the rate of ₹ 0.50 per ₹ 100 per annum for guarantees given prior to 01 November 1988, at the rate of ₹ 1 per ₹ 100 per annum for guarantees given on or after 01 November 1988 and at the rate of ₹ 2 per ₹ 100 per annum for guarantees given on or after 01 April 1997. The rate is applicable to all institutions/bodies except co-operative institutions dealing with cotton procurement scheme and consumer co-operative institutions dealing with scheme of distribution of essential commodities which are charged guarantee fee at the rate of ₹ 0.20 per ₹ 100 per annum for guarantees given prior to 01 November 1988 and ₹ 0.50 per ₹ 100 per annum for guarantees given on or after 01 November 1988.

Co-operative institutions dealing with agricultural credit to weaker section, co-operatives of handloom weavers and marketing co-operatives dealing with foodgrains procurement programme have been exempted from payment of guarantee fees.

In respect of co-operatives serving small and marginal farmers, landless labourers, economically weaker sections of society and scheduled castes and scheduled tribes people, the fees would be ₹ 0.20 per ₹ 100 per annum for guarantees given on or after 01 November 1988 and at the rate of ₹ 0.50 for guarantees given on or after 01 April 1997.

Institutions defaulting in the repayment of loans and interest, are charged fees at the rate of ₹ 2 per ₹ 100 per annum in respect of new guarantees given after the 01 November 1988 and at the rate of ₹ 4 per ₹ 100 per annum for guarantees given on or after 01 April 1997. The co-operatives entitled to the concessional rate are charged fees at the rate of ₹ 1 per ₹ 100 per annum with effect from 01 April 1997.

The fees realised are credited to the revenue head of the Account. During 2021-22, a sum of ₹ 21,428 lakh was recovered as guarantee fees and credited to Government Account.

(C) Guarantees invoked-

An amount of ₹ 109 lakh was invoked by Bank of India in respect of Adivasi Govari Shahid Smruti Sheli va Pashupalan Sahakari Sanstha Ltd., Nagpur during 2009-10. However it was not discharged. The guarantee fee of Maharashtra State Co-operative Housing Finance Corporation was invoked during the year 2013-14. Out of which ₹ 908 lakh was discharged during the year 2013-14 and ₹ 255 lakh was discharged during the year 2014-15. The balance amount of ₹ 2,026 lakh is yet to be discharged. No amount was discharged during the year 2022-23. The balance amount of ₹ 2,026 lakh is yet to be discharged.

(D) No 'Letter of Comfort' was issued by the Government during the year 2022-23

(E) Limits - No limits have been fixed by the Legislature by Law under Article 293 of the Constitution for giving of guarantees by the State Government. The Maharashtra Fiscal Responsibility and Budgetary Management Act, 2005 also does not include any provision for laying down the limits for giving guarantee by the State Government.

(F) Structured Payment Arrangement- Government has made an arrangement for transfer of funds to the designated account in case the beneficiary entity fails to ensure availability of adequate funds for servicing the debts, as per stipulations/provisions of Guarantee deed and budgetary procedure.

(G) Disclosures- As per Rule 8 (1) (c) of Maharashtra Fiscal Responsibility and Budgetary Management Rules, 2006 (FRBM), the Government is disclosing the Outstanding Guarantees in Form B-3 in its "Medium Term Fiscal Policy Statement and the Fiscal Policy Strategy Statement" laid before both the Houses of the State Legislature along with Budget, in each financial

(H) Designated Authority for Guarantees- Concerned Administrative Department of the Government of Maharashtra to which the guaranteed institution belongs.



STATEMENT No. 21 - DETAILED STATEMENT OF CONTINGENCY FUND AND PUBLIC ACCOUNT TRANSACTIONS

Head of Account	Opening Balance as on 1 April 2022	Receipts	Disbursements	Closing Balance as on 31 March 2023	Net Increase (+) Decrease (-) during the year
1	2	3	4	5	6
	(₹ in lakh)				
CONTINGENCY FUND					
8000 - Contingency Fund -					
201 - Appropriation from the Consolidated Fund	Cr. 15,000.00	20,000.00	20,000.00 (*)	Cr. 15,000.00
Total, Contingency Fund	Cr. 15,000.00	20,000.00	20,000.00	Cr. 15,000.00
PUBLIC ACCOUNT					
I - Small Savings, Provident Funds, etc.					
(b) Provident Funds -					
8009 - State Provident Funds					
01 - Civil					
101 - General Provident Fund	Cr. 24,45,947.42	5,20,785.93	4,88,706.31	Cr. 24,78,027.04	+ 32,079.62
102 - Contributory Provident Fund	Cr. 28.69	43.40	7.81	Cr. 64.28	+ 35.59
104 - All India Services Provident Fund	Cr. 9,207.56	1,635.76	1,667.23	Cr. 9,176.09	- 31.47
Total, '01'	Cr. 24,55,183.67	5,22,465.09 (a)	4,90,381.35	Cr. 24,87,267.41	+ 32,083.74
Total, '8009' State Provident Funds-	Cr. 24,55,183.67	5,22,465.09	4,90,381.35	Cr. 24,87,267.41	+ 32,083.74
Total, (b) Provident Funds	Cr. 24,55,183.67	5,22,465.09	4,90,381.35	Cr. 24,87,267.41	+ 32,083.74
(c) Other Accounts -					
8010 - Trust and Endowments					
101 - Treasury Notes	Cr. 3.42	Cr. 3.42
104 - Endowments for charitable and Educational Institutions	Cr. 8.48	Cr. 8.48
105 - Other Trusts	Cr. 0.01	Cr. 0.01
Total, '8010' Trusts and Endowments	Cr. 11.91	Cr. 11.91

(a) Includes the amount of expenditure transferred from 2049- Interest Payments (Please see Statement No. 15 - 2049- Interest Payments 03 - Interest on Small Savings, Provident Funds, etc. 104- Interest on State Provident Fund)

(*) The amount of ₹ 31,100 lakh withdrawn during the year under the MH 5475 - Capital Outlay on Other General Economic Services for providing capital to Maha Arc Limited was fully recouped during the year by reducing the expenditure (advance)

STATEMENT No. 21 - DETAILED STATEMENT OF CONTINGENCY FUND AND PUBLIC ACCOUNT TRANSACTIONS - *contd...*

Head of Account	Opening Balance as on 1 April 2022	Receipts	Disbursements	Closing Balance as on 31 March 2023	Net Increase (+) Decrease (-) during the year
1	2	3	4	5	6
			(₹ in lakh)		
PUBLIC ACCOUNT - <i>contd...</i>					
I - Small Savings, Provident Funds, etc.- <i>concl.</i>					
(c) Other Accounts - <i>concl.</i>					
8011 - Insurance and Pension Funds					
101 - Postal Insurance and Life Annuity Fund	Cr. 0.02	Cr. 0.02
105 - State Government Insurance Fund (Maharashtra State Life Insurance Fund)	Cr. 966.86	0.54	Cr. 966.32	- 0.54
106 - Other Insurance and Pension Fund (Maharashtra State Crop Insurance Fund)	Cr. 1,19,785.94	17,068.12	5,064.53	Cr. 1,31,789.53	+ 12,003.59
107 - Maharashtra State Government Employees' Group Insurance Scheme	Cr. 3,39,744.74	51,735.95	38,178.75	Cr. 3,53,301.94	+ 13,557.20
Total, '8011' Insurance and Pension Funds	Cr. 4,60,497.56	68,804.07	43,243.82	Cr. 4,86,057.81	+ 25,560.25
Total, (c) Other Accounts	Cr. 4,60,509.47	68,804.07	43,243.82	Cr. 4,86,069.72	+ 25,560.25
Total, I - Small Savings, Provident Funds, etc.	Cr. 29,15,693.14	5,91,269.16	5,33,625.17	Cr. 29,73,337.13	+ 57,643.99
J - Reserve Funds-					
(a) - Reserve Funds bearing interest-					
8115 - Depreciation / Renewal Reserve Funds -					
103 - Depreciation Reserve Funds- Government Commercial Departments and Undertakings -	Cr. 34.91	Cr. 34.91
Total, '8115' Depreciation / Renewal Reserve Fund	Cr. 34.91	Cr. 34.91
8121- General and Other Reserve Funds-					
101 - General and Other Reserve Funds of Government Commercial Departments/Undertakings	Cr. 359.41	Cr. 359.41
109 - General Insurance Fund	Cr. 50,011.69	49,452.04	33,359.06 (a)	Cr. 66,104.67	+ 16,092.98
110 - General Insurance Fund - Investment Account	Dr. 955.45	Dr. 955.45

(a) Includes ₹ 13,320.78 lakh transferred from Major Head 2235 - Social Security and Welfare - 60 - Other Social Security and Welfare Programmes - 797 - Transfer to/from Reserve Fund and Deposit Accounts (Please see Statement No. 15)

STATEMENT No. 21 - DETAILED STATEMENT OF CONTINGENCY FUND AND PUBLIC ACCOUNT TRANSACTIONS - *contd...*

Head of Account	Opening Balance as on 1 April 2022	Receipts	Disbursements	Closing Balance as on 31 March 2023	Net Increase (+) Decrease (-) during the year
1	2	3	4	5	6
			(₹ in lakh)		
PUBLIC ACCOUNT - <i>contd...</i>					
J - Reserve Funds- <i>contd...</i>					
(a) - Reserve Funds bearing interest- <i>concl.</i>					
8121- General and Other Reserve Funds- <i>concl.</i>					
122 - State Disaster Response Fund					
Contribution to State Disaster Response Fund (Central Share)	Cr. 13,05,838.00	3,59,360.00 (e)	Cr. 16,65,198.00	+ 3,59,360.00
Contribution to State Disaster Response Fund (Assistance from National Disaster Response Fund)	Cr. 8,75,450.00 (e)	Cr. 8,75,450.00
Contribution to State Disaster Response Fund (State Share)	Cr. 3,82,600.00	1,01,520.00 (e)	Cr. 4,84,120.00	+ 1,01,520.00
Amount met from State Disaster Response Fund	Dr. 24,56,488.00	3,60,880.00 (f)	Dr. 28,17,368.00	+ 3,60,880.00
Total, '122'	Cr. 1,07,400.00	4,60,880.00	3,60,880.00	Cr. 2,07,400.00 (g)	+ 1,00,000.00
129 - State Compensatory Afforestation Fund	Cr. 3,23,044.41	44,867.88 (a)	Cr. 2,78,176.53	- 44,867.88
Total, '8121' General and Other Reserve Funds	Cr. 4,79,860.06	5,10,332.04	4,39,106.94	Cr. 5,51,085.16	+ 71,225.10
Total, (a) Reserve Funds bearing interest	Cr. 4,79,894.97	5,10,332.04	4,39,106.94	Cr. 5,51,120.07	+ 71,225.10
(b) - Reserve Funds not bearing interest-					
8222 - Sinking Funds-					
01 - Appropriation for Reduction or Avoidance of Debt-					
101 - Sinking Funds-					
Fund Account	Cr. 54,37,413.70	5,62,989.26 (b)	Cr. 60,00,402.96	+ 5,62,989.26
Total '01'	Cr. 54,37,413.70	5,62,989.26	Cr. 60,00,402.96	+ 5,62,989.26
02 - Sinking Fund Investment Account					
101 - Sinking Funds-Investment Account	Dr. 54,37,413.70	5,62,989.26	Dr. 60,00,402.96	+ 5,62,989.26
Total '02'	Dr. 54,37,413.70	5,62,989.26	Dr. 60,00,402.96	+ 5,62,989.26
Total, '8222'- Sinking Funds	5,62,989.26	5,62,989.26
8229 - Development and Welfare Funds					
101 - Development Funds for Educational Purposes	Cr. 2.57	19,165.15 (c)	19,165.00 (d)	Cr. 2.72	+ 0.15
102 - Development Funds for Medical and Public Health Purposes	Cr. 9.21	Cr. 9.21
104 - Development Funds for Animal Husbandry Purposes	Cr. 11.52	Cr. 11.52
107 - Funds for Development of Milk Supply- Fund Account	Cr. 109.59	Cr. 109.59
Investment Account	Dr. 100.11	Dr. 100.11
Total, '107'	Cr. 9.48	Cr. 9.48

(a) Represents amount transferred from Major Head 2406 -Forestry and Wild Life 04 - Afforestation and Ecology Development 904 - Deduct Amount met from State compensatory Afforestation Fund (SCAF) (Please see Statement No. 15)

(b) Includes ₹ 1,50,000 lakh transferred from Major Head 2048 - Appropriation for Reduction or avoidance of debt 101 - Sinking Fund (Contribution to Sinking Fund) (Please see Statement No. 15)

(c) Includes ₹ 19,165 lakh contribution transferred from Major Head 2205 - Art and Culture - 797 - Transfer to/from Reserve Funds - Library Fund (Please see Statement No. 15)

(d) Expenditure transferred from Major Head 2205- Art and Culture - 902 - Transfer to/from Reserve Fund - Library Fund (Please see Statement No. 15)

(e) Contribution transferred from Major Head 2245 - Relief on account of Natural Calamities - 05 - State Disaster Response Fund - 101 - Transfer to Reserve Fund and Deposit Accounts (Please see Statement No. 15)

(f) Expenditure transferred from Major Head 2245 - Relief on account of Natural Calamities - 05 - State Disaster Response Fund - 901 - Deduct - Amount met from State Disaster Response Fund (Please see Statement No. 15)

(g) Represents (20 per cent of SDRF) earmarked for State Disaster Mitigation Fund. This has remained unutilised due to non-opening of separate head for State Disaster Mitigation Fund

STATEMENT No. 21 - DETAILED STATEMENT OF CONTINGENCY FUND AND PUBLIC ACCOUNT TRANSACTIONS - *contd...*

Head of Account	Opening Balance as on 1 April 2022	Receipts	Disbursements	Closing Balance as on 31 March 2023	Net Increase (+) Decrease (-) during the year
1	2	3	4	5	6
<i>(₹ in lakh)</i>					
PUBLIC ACCOUNT - <i>contd...</i>					
J - Reserve Funds- <i>concl.</i>					
(b) - Reserve Funds not bearing interest- <i>concl.</i>					
8229 - Development and Welfare Funds - <i>concl.</i>					
119 - Employment Guarantee Fund	Cr. 6,96,901.00	10.66	66,772.32 (d) Cr.	6,30,139.34	- 66,761.66
123 - Consumer Welfare Fund	Cr. 172.84	34.86 (a) Cr.	207.70	+ 34.86
200 - Other Development and Welfare funds- Fund Account	Cr. 28,724.82	8.63 (a)	87.16 (b) Cr.	28,646.29	- 78.53
Investment Account	Dr. 1,342.00 Dr.	1,342.00
Total, '200'	Cr. 27,382.82	8.63	87.16	Cr. 27,304.29	- 78.53
Total, '8229'	Cr. 7,24,489.44	19,219.30	86,024.48	Cr. 6,57,684.26	- 66,805.18
8235 - General and Other Reserve Funds-					
101 - General Reserve Funds of Government Commercial Departments/Undertakings	Cr. 41.45 Cr.	41.45
117 - Guarantee Redemption Fund	Cr. 95,137.46	49,881.97 (c)	21,347.00	Cr. 1,23,672.43	+ 28,534.97
120 - Guarantee Redemption Fund - Investment	Dr. 73,749.39	7,840.58	Dr. 81,589.97	+ 7,840.58
200 - Other Funds -	Cr. 4,198.19 Cr.	4,198.19
Total, '8235' - General and Other Reserve Funds	Cr. 25,627.71	49,881.97	29,187.58	Cr. 46,322.10	+ 20,694.39
Total, (b) Reserve Funds not bearing interest	Cr. 7,50,117.15	6,32,090.53	6,78,201.32	Cr. 7,04,006.36	- 46,110.79
Total, J - Reserve Funds	Cr. 12,30,012.12	11,42,422.57	11,17,308.26	Cr. 12,55,126.43	+ 25,114.31
K - Deposits and Advances-					
(a) - Deposits bearing Interest-					
8336 - Civil Deposits -					
101 - Security Deposits	Cr. 89.90	1,925.25	1,994.33	Cr. 20.82	- 69.08
103 - State Compensatory Afforestation Deposits	Cr. 1,876.66 Cr.	1,876.66
800 - Other deposits	Cr. 50,24,705.99	9,84,698.70 (e)	7,09,070.95	Cr. 53,00,333.74	+ 2,75,627.75
Total, '8336' - Civil Deposits	Cr. 50,26,672.55	9,86,623.95	7,11,065.28	Cr. 53,02,231.22	+ 2,75,558.67

(a) Includes ₹ 34.86 lakh and ₹ 5 lakh Contribution transferred from Major Head 2408 - Food, Storage and Warehousing - 01 - Food - 101 - Procurement and Supply (Please see Statement No. 15)

(b) Represents expenditure transferred from Major Head 2408 - Food, Storage and Warehousing - 01 - Food 101 - Procurement and Supply (Please see Statement No. 15)

(c) Includes contribution of ₹ 21,347 lakh transferred from Major Head 2075 - Miscellaneous General Services - 797 - Transfer to/from Reserve Fund and Deposit Account (Please see Statement No. 15)

(d) Represents expenditure transferred from Major Head 2505 - Rural Employment - 60 - Other Programmes - 901 - Deduct- Amount met from Employment Guarantee Fund (Please see Statement No. 15)

(e) Includes ₹ 3,69,014.09 lakh transferred from Major Head 2049 - Interest Payments - 03 - Interest on Small Savings, Provident Funds, etc. - 104 - Interest on State Provident Funds (Please see Statement No. 15)

STATEMENT No. 21 - DETAILED STATEMENT OF CONTINGENCY FUND AND PUBLIC ACCOUNT TRANSACTIONS - *contd...*

Head of Account	Opening Balance as on 1 April 2022	Receipts	Disbursements	Closing Balance as on 31 March 2023	Net Increase (+) Decrease (-) during the year
1	2	3	4	5	6
<i>(₹ in lakh)</i>					
PUBLIC ACCOUNT-<i>contd...</i>					
K - Deposits and Advances- <i>contd...</i>					
<i>(a) - Deposits bearing Interest- <i>concl.</i></i>					
8338 - Deposits of Local Funds					
101 - Deposits of Municipal Corporations	Cr. 6,055.57	Cr. 6,055.57
103 - Deposits of State Housing Boards	Cr. 1,153.57	Cr. 1,153.57
104 - Deposits of Other Autonomous Bodies	Cr. 1,694.93	Cr. 1,694.93
Total, '8338' - Deposits of Local Funds	Cr. 8,904.07	Cr. 8,904.07
8342 - Other Deposits					
103 - Deposits of Government Companies, Corporations etc.	Cr. 37,817.74	19.41	Cr. 37,837.15	+ 19.41
110 - Telephone Application Deposits	Cr. 19.42	(-) 0.57 <i>(a)</i>	Cr. 18.85	- 0.57
117- Defined Contribution Pension Scheme for Government Employees	Cr. 9,05,013.78	6,60,851.59	8,19,405.59	Cr. 7,46,459.78	- 1,58,554.00
120 - Miscellaneous Deposits	Cr. 7,460.13	4.68	Cr. 7,464.81	+ 4.68
Total, '8342' - Other Deposits	Cr. 9,50,311.07	6,60,875.11	8,19,405.59	Cr. 7,91,780.59	- 1,58,530.48
Total , (a) Deposits bearing interest	Cr. 59,85,887.69	16,47,499.06	15,30,470.87	Cr. 61,02,915.88	+ 1,17,028.19
<i>(b) - Deposits not bearing interest</i>					
8443 - Civil Deposits					
101 - Revenue Deposits	Cr. (-) 384.87	(-) 636.84 <i>(a)</i>	2.96	Cr. (-) 1,024.67 <i>(a)</i>	- 639.80
103 - Security Deposits	Cr. 15,000.44	(-) 8,156.16 <i>(a)</i>	2,296.90	Cr. 4,547.38	- 10,453.06
104 - Civil Court Deposits	Cr. 83,403.83	4,45,078.08	4,38,440.41	Cr. 90,041.50	+ 6,637.67
105 - Criminal Courts Deposits	Cr. 1,22,416.31	71,907.63	59,611.33	Cr. 1,34,712.61	+ 12,296.30
106 - Personal Deposits	Cr. 10,52,267.15	26,99,470.57	26,26,299.52	Cr. 11,25,438.20	+ 73,171.04
107 - Trust Interest Funds	Cr. 298.54	0.10	Cr. 298.64	+ 0.10
108 - Public Works Deposits	Cr. 8,49,391.61	7,88,598.06	6,45,238.43	Cr. 9,92,751.24	+ 1,43,359.63
109 - Forest Deposits	Cr. 25,951.84	11,669.22	4,530.21	Cr. 33,090.85	+ 7,139.01
110 - Deposits of Police Funds	Cr. 184.76	19.94	Cr. 204.70	+ 19.94
111 - Other Departmental Deposits	Cr. (-) 8,021.49	(-) 242.69 <i>(a)</i>	0.25	Cr. (-) 8,264.43 <i>(a)</i>	- 242.94

(a) Minus receipts and minus balance is under reconciliaiton with Pay and Accounts office, Mumbai

STATEMENT No. 21 - DETAILED STATEMENT OF CONTINGENCY FUND AND PUBLIC ACCOUNT TRANSACTIONS - *contd...*

Head of Account	Opening Balance as on 1 April 2022	Receipts	Disbursements	Closing Balance as on 31 March 2023	Net Increase (+) Decrease (-) during the year
1	2	3	4	5	6
	(₹ in lakh)				
PUBLIC ACCOUNT-contd..					
K - Deposits and Advances-contd...					
<i>(b) - Deposits not bearing interest- contd...</i>					
8443 - Civil Deposits-concl.					
112 - Deposits for purchases etc.	Cr. 12.17	Cr. 12.17
115 - Deposits received by Government Commercial Undertakings	Cr. 3,865.15	Cr. 3,865.15
116 - Deposits under various Central and State Acts	Cr. 1,748.88	(-) 65.11 (a)	18.39	Cr. 1,665.38	- 83.50
117 - Deposits for work done for Public Bodies or Private Individuals	Cr. 8,891.41	8,364.12	419.02	Cr. 16,836.51	+ 7,945.10
118 - Deposits of fees received by Government Servants for work done for Private bodies	Cr. 1,087.19	13,127.06	Cr. 14,214.25	+ 13,127.06
119 - Companies Liquidation Accounts	Cr. 6,691.56	Cr. 6,691.56
121 - Deposits in connection with Elections	Cr. 598.84	(-) 14.13 (a)	Cr. 584.71	- 14.13
123 - Deposits of Educational Institutions	Cr. 16,737.67	3,663.47	3,619.88	Cr. 16,781.26	+ 43.59
124 - Unclaimed Deposits in the General Provident Fund	Cr. 4,907.65	3,153.58	Cr. 8,061.23	+ 3,153.58
126 - Unclaimed Deposits in Other Provident Funds	Cr. 68.86	Cr. 68.86
127 - Deposits of Local Bodies for meeting claims of contractors/ employees, pensioners etc., who have migrated to Pakistan	Cr. 39.06	Cr. 39.06
129 - Deposits on account of cost price of Liquor, Ganja and Bhang	Cr. 90.33	Cr. 90.33
800 - Other Deposits	Cr. 5,156.14	0.62	85.90	Cr. 5,070.86	- 85.28
Total, '8443' - Civil Deposits	Cr. 21,90,403.03	40,35,937.52	37,80,563.20	Cr. 24,45,777.35	+ 2,55,374.32

(a) Minus receipts and minus balance is under reconciliaiton with Pay and Accounts office, Mumbai

STATEMENT No. 21 - DETAILED STATEMENT OF CONTINGENCY FUND AND PUBLIC ACCOUNT TRANSACTIONS - *contd..*

Head of Account	Opening Balance as on 1 April 2022	Receipts	Disbursements	Closing Balance as on 31 March 2023	Net Increase (+) Decrease (-) during the year
1	2	3	4	5	6
<i>(₹ in lakh)</i>					
PUBLIC ACCOUNT - <i>contd..</i>					
K - Deposits and Advances - <i>concl.</i>					
<i>(b) - Deposits not bearing Interest - <i>concl.</i></i>					
8448 - Deposits of Local Funds-					
101 - District Funds	Cr. 10.53	Cr. 10.53
102 - Municipal Funds	Cr. 20.35	Cr. 20.35
105 - State Transport Corporation Funds	Cr. 113.38	Cr. 113.38
109 - Panchayat Bodies Funds	Cr. 53.78	Cr. 53.78
111 - Medical and Charitable Funds	Cr. 0.36	Cr. 0.36
120 - Other Funds	Cr. 14.75	Cr. 14.75
Total, '8448' - Deposits of Local Funds	Cr. 213.15	Cr. 213.15
8449 - Other Deposits					
103 - Subventions from Central Road and Infrastructure Fund	Cr. 0.82	1,08,415.00 (a)	1,08,415.00 (b)	Cr. 0.82
105 - Deposits of Market Loans	Cr. 50.57	Cr. 50.57
108 - Deposits of Local Bodies for discharge of Loans	Cr. 3.30	Cr. 3.30
120 - Miscellaneous Deposits	Cr. 2,435.21	Cr. 2,435.21
123 - National Mineral Exploration Trust Deposit	Cr. 1,296.81	(-) 19.16 (#)	Cr. 1,277.65	- 19.16
Total, '8449' - Other Deposits	Cr. 3,786.71	1,08,395.84	1,08,415.00	Cr. 3,767.55	- 19.16
Total, (b) Deposits not bearing interest	Cr. 21,94,402.89	41,44,333.36	38,88,978.20	Cr. 24,49,758.05	+ 2,55,355.16
<i>(c) - Advances-</i>					
8550 - Civil Advances					
101 - Forest Advances	Dr. 503.14	2,43,329.72	2,43,469.77	Dr. 643.19	+ 140.05
102 - Revenue Advances	Dr. 9.44	Dr. 9.44
103 - Other Departmental Advances	Dr. 627.95	Dr. 627.95
104 - Other Advances	Dr. 170.25	Dr. 170.25
Total, '8550'- Civil Advances	Dr. 1,310.78	2,43,329.72	2,43,469.77	Dr. 1,450.83	+ 140.05
Total, (c) Advances -	Dr. 1,310.78	2,43,329.72	2,43,469.77	Dr. 1,450.83	+ 140.05
Total, K - Deposits and Advances	Cr. 81,78,979.79	60,35,162.14	56,62,918.84	Cr. 85,51,223.09	+ 3,72,243.30

(a) Represents contribution transferred from Major Head 3054 - Roads and Bridges - 80 -General - 797 - Transfer to /from Reserve Fund and Deposit Accounts (Please see Statement No. 15)

(b) Represents expenditure transferred from Major Head 3054 - Roads and Bridges - 03 - State Highways - 102 - Bridges (₹ 53,811.30 lakh) and 04 -District and Other Roads - 800 - Other Expenditure (₹ 54,603.70 lakh) (Please see Statement No. 15)

(#) Minus receipts and minus balance is under reconciliaiton with Pay and Accounts office, Mumbai

STATEMENT No. 21 - DETAILED STATEMENT OF CONTINGENCY FUND AND PUBLIC ACCOUNT TRANSACTIONS - *contd..*

Head of Account	Opening Balance as on 1 April 2022	Receipts	Disbursements	Closing Balance as on 31 March 2023	Net Increase (+) Decrease (-) during the year
1	2	3	4	5	6
			(₹ in lakh)		
PUBLIC ACCOUNT - <i>contd..</i>					
L - Suspense and Miscellaneous					
(b) - Suspense *					
8658 - Suspense Account -					
101 - Pay and Accounts Office Suspense	<i>Dr.</i> 11,360.84	(-) 1,837.34	1,079.80	<i>Dr.</i> 14,277.98	+ 2,917.14
102 - Suspense Account (Civil)	<i>Cr.</i> 87.89	38.04	(-) 15.68	<i>Cr.</i> 141.61	+ 53.72
107 - Cash Settlement Suspense Account	<i>Dr.</i> 1,780.87	(-) 114.27	<i>Dr.</i> 1,666.60	- 114.27
109 - Reserve Bank Suspense- Headquarters	<i>Cr.</i> 2,034.41	(-) 247.56	(-) 27.02	<i>Cr.</i> 1,813.87	- 220.54
110 - Reserve Bank Suspense - Central Accounts Office	<i>Dr.</i> 4,067.57	471.92	(-) 3,015.03	<i>Dr.</i> 580.61	- 3,486.95
111 - Departmental Adjusting Account	<i>Dr.</i> 993.50	(-) 1,470.39	1,515.41	<i>Dr.</i> 3,979.30	+ 2,985.80
112 - Tax Deducted at Source	<i>Cr.</i> 18,040.94	68,144.78	68,773.83	<i>Cr.</i> 17,411.89	- 629.05
113 - Provident Fund Suspense	<i>Cr.</i> 5.02	(-) 0.60	(-) 0.36	<i>Cr.</i> 4.78	- 0.24
117 - Transactions on behalf of the Reserve Bank	<i>Dr.</i> 0.02	93.36	<i>Cr.</i> 93.34	- 93.36
123 - A.I.S. Officer's Group Insurance Scheme	<i>Dr.</i> 447.14	39.87	20.70	<i>Dr.</i> 427.97	- 19.17
129 - Material Purchase Settlement Suspense Account	<i>Dr.</i> 0.21	<i>Dr.</i> 0.21
134 - Cash settlement between Accountant General, Jammu & Kashmir and other State Accountant General-	<i>Cr.</i> 1.27	<i>Cr.</i> 1.27
Total, '8658' - Suspense Account	<i>Cr.</i> 1,519.38	65,232.08	68,217.38	<i>Dr.</i> 1,465.92	- 2,985.30
Total, (b) Suspense	<i>Cr.</i> 1,519.38	65,232.08	68,217.38	<i>Dr.</i> 1,465.92	- 2,985.30

* Detailed analysis of Suspense Balances is given in Annexure on Page No. 301

STATEMENT No. 21 - DETAILED STATEMENT OF CONTINGENCY FUND AND PUBLIC ACCOUNT TRANSACTIONS - *contd...*

Head of Account	Opening Balance as on 1 April 2022	Receipts	Disbursements	Closing Balance as on 31 March 2023	Net Increase (+) Decrease (-) during the year
1	2	3	4	5	6
<i>(₹ in lakh)</i>					
PUBLIC ACCOUNT - <i>contd...</i>					
L - Suspense and Miscellaneous - <i>contd...</i>					
<i>(c) - Other Accounts</i>					
8670 - Cheques and Bills-					
101 - Pre -audit Cheques	Cr. 18,98,942.61	6,26,324.07	Cr. 25,25,266.68	+ 6,26,324.07
103 - Departmental Cheques	Cr. (-) 10,31,176.14	(-) 520.95 ^(a)	Cr. (-) 10,31,697.09 ^(a)	- 520.95
104 - Treasury Cheques	Cr. 14,79,604.67	4,61,610.63	Cr. 19,41,215.30	+ 4,61,610.63
Total, '8670' - Cheques and Bills-	Cr. 23,47,371.14	10,87,413.75	Cr. 34,34,784.89	+ 10,87,413.75
8671- Departmental Balances					
101 - Civil	Dr. 24,573.51	3,056.44	21,679.49	Dr. 43,196.56	+ 18,623.05
104 - Defence	Dr. 0.19	Dr. 0.19
Total, '8671' - Departmental Balances	Dr. 24,573.70	3,056.44	21,679.49	Dr. 43,196.75	+ 18,623.05
8672 - Permanent Cash Imprest-					
101 - Civil	Dr. 67.48	0.02	Dr. 67.50	+ 0.02
Total, '8672' - Permanent Cash Imprest	Dr. 67.48	0.02	Dr. 67.50	+ 0.02
8673 - Cash Balance Investment Account					
101 - Cash Balance Investment Account	Dr. 22,10,976.46	4,29,18,520.74	4,39,86,080.00	Dr. 32,78,535.72	+ 10,67,559.26
Total, '8673' - Cash Balance Investment Account	Dr. 22,10,976.46	4,29,18,520.74	4,39,86,080.00	Dr. 32,78,535.72	+ 10,67,559.26
8674 - Security Deposits made by the Government-					
101 - Security Deposits made by the Government	Dr. 3,53,665.12	3.39	13,675.35	Dr. 3,67,337.08	+ 13,671.96
Total, '8674' - Security Deposits made by the Government	Dr. 3,53,665.12	3.39	13,675.35	Dr. 3,67,337.08	+ 13,671.96
Total , (c) Other Accounts	Dr. 2,41,911.62	4,40,08,994.32	4,40,21,434.86	Dr. 2,54,352.16	+ 12,440.54

(a) *Minus receipts/balance* is due to realisation of cheques being more than the cheques issued during the year owing to clearance of last year's cheques

STATEMENT No. 21 - DETAILED STATEMENT OF CONTINGENCY FUND AND PUBLIC ACCOUNT TRANSACTIONS - contd...

Head of Account	Opening Balance as on 1 April 2022	Receipts	Disbursements	Closing Balance as on 31 March 2023	Net Increase (+) Decrease (-) during the year
1	2	3	4	5	6
(<i>₹ in lakh</i>)					
PUBLIC ACCOUNT - contd...					
L - Suspense and Miscellaneous- conclud.					
<i>(d) - Accounts with Governments of Foreign Countries -</i>					
8679 - Accounts with Governments of Other Countries					
103 - Burma	<i>Dr.</i> 0.04	<i>Dr.</i> 0.04
104 - Malaysia	<i>Dr.</i> 0.27	<i>Dr.</i> 0.27
106 - Singapore	<i>Dr.</i> 0.22	<i>Dr.</i> 0.22
107 - Sri Lanka	<i>Dr.</i> 1.01	<i>Dr.</i> 1.01
108 - United Kingdom	<i>Dr.</i> 0.04	<i>Dr.</i> 0.04
115 - Other Countries	<i>Dr.</i> 0.31	<i>Dr.</i> 0.31
Total, '8679' - Accounts with Governments of Other Countries	<i>Dr.</i> <u>1.89</u>	<u>....</u>	<u>....</u>	<i>Dr.</i> <u>1.89</u>	<u>....</u>
Total, (d) Accounts with Governments of Foreign Countries	<i>Dr.</i> <u>1.89</u>	<u>....</u>	<u>....</u>	<i>Dr.</i> <u>1.89</u>	<u>....</u>
<i>(e) - Miscellaneous</i>					
8680 - Miscellaneous Government Account [S]					
102 - Writes-off from Heads of Account closing to balance	0.48	114.68
Total, '8680' Miscellaneous Government Account	<u>0.48</u>	<u>114.68</u>
Total, (e) Miscellaneous	<u>0.48</u>	<u>114.68</u>
Total, L - Suspense and Miscellaneous	<i>Dr.</i> <u>2,40,394.13</u>	<u>4,40,74,226.88</u>	<u>4,40,89,766.92</u>	<i>Dr.</i> <u>2,55,819.97</u> #	<u>+ 15,425.84</u>

[S] Closed to Government Account; please see - Statement No.13 Volume I

Excludes ₹ 114.20 lakh (net balance) pertaining to Major Head 8680 - Miscellaneous Government Account as it is closed to Government Account

STATEMENT No. 21 - DETAILED STATEMENT OF CONTINGENCY FUND AND PUBLIC ACCOUNT TRANSACTIONS - *contd..*

Head of Account	Opening Balance as on 1 April 2022	Receipts	Disbursements	Closing Balance as on 31 March 2023	Net Increase (+) Decrease (-) during the year
1	2	3	4	5	6
<i>(₹ in lakh)</i>					
PUBLIC ACCOUNT - <i>concl.</i>					
M - Remittances *					
(a) - Money Orders and Other Remittances					
8782 - Cash remittances and Adjustments between officers rendering accounts to the same Accounts Officers-					
101 - Cash Remittances between Treasuries and Currency Chests	27.58	27.58
102 - Public Works Remittances	Cr. 1,09,926.88	50,74,246.27	50,27,401.57	Cr. 1,56,771.57	+ 46,844.70
103 - Forest Remittances	Cr. 4,864.98	3,50,930.26	3,45,325.26	Cr. 10,469.98	+ 5,605.00
105 - Reserve Bank of India Remittances	Dr. 1,574.49	Dr. 1,574.49
108 - Other Departmental Remittances	Cr. (-) 1,360.41	Cr. (-) 1,360.41
Total, '8782' Cash remittances and Adjustments between officers rendering accounts to the same Accounts Officers-	Cr. 1,11,856.96	54,25,204.11	53,72,754.41	Cr. 1,64,306.66	+ 52,449.70
Total, (a) Money Orders and Other Remittances	Cr. 1,11,856.96	54,25,204.11	53,72,754.41	Cr. 1,64,306.66	+ 52,449.70
(b)- Inter - Government Adjustment Accounts-					
8786 - Adjusting Accounts between Central and State Governments -					
	Dr. 14.72	Dr. 14.72
8793 - Inter-State Suspense Account-	Dr. 777.71	(-) 14.44	(-) 414.25	Dr. 377.90	- 399.81
Total, (b) Inter- Government Adjustment Accounts	Dr. 792.43	(-) 14.44	(-) 414.25	Dr. 392.62	- 399.81
Total, M - Remittances	Cr. 1,11,064.53	54,25,189.67	53,72,340.16	Cr. 1,63,914.04	+ 52,849.51
Total, Public Account Receipts / Disbursements		5,72,68,270.42	5,67,75,959.35		

* Detailed analysis of Remittance Balances is given in Annexure on Page No. 305

STATEMENT No. 21 - DETAILED STATEMENT OF CONTINGENCY FUND AND PUBLIC ACCOUNT TRANSACTIONS - *concl.*

Head of Account	Opening Balance as on 1 April 2022	Receipts	Disbursements	Closing Balance as on 31 March 2023	Net Increase (+) Decrease (-) during the year
1	2	3	4	5	6
		(₹ in lakh)			
N - Cash Balance-					
Opening Cash Balance (Debit)-					
8999 - Cash Balance					
101 - Cash in Treasuries	3.93
102 - Deposits with Reserve Bank	13,414.01
104 - Remittances in Transit (Local)	6,626.06
Total	20,044.00
Closing Cash Balance (Debit)-					
8999 - Cash Balance-					
101 - Cash in Treasuries	3.93
102 - Deposits with Reserve Bank	(-) 12,63,729.35 (E)
104 - Remittances in Transit (Local)	6,598.49
Total	(-) 12,57,126.93

(E) There is a difference between the figures reflected in the accounts and that intimated by the Reserve Bank of India which is under reconciliation. [For details see Volume -I - Annexure to Statement 2 footnote at page No. 6]

ANNEXURE TO STATEMENT No. 21

Analysis of Suspense Balances and Remittance Balances

S.No.	Head of Account Ministry/Department with which pending	Balance as on 31 March 2023		Nature of Transaction in brief	Earliest year from which pending	Impact of outstanding on cash balance
		Dr.	Cr.			
1	2	3	4	5	6	7
1. 8658- Suspense Account -						
101 Pay and Accounts Office Suspense						
(i)	PAO, Ministry of Finance (DEA)	191.49	(-) 4.97	This head is intended for initial record of transactions between Central Civil Ministries and State Government.	From 2000-2001 to 2004-2005	On settlement, cash balance will increase
(ii)	CPAO, New Delhi	9,819.92	20.13	Payments made by State Government to Central Government Civil Pensioners	From 2021-2022	On settlement, cash balance will increase
(iii)	Ministry of Transport and Highways	300.67	1,556.81	Claims of National Highway-Roads and Bridges	From 2007-2008	On clearance, cash balance will increase
(iv)	Director of Goa	903.57	99.98	Pension payment made to the employees of the Government of Goa	From 2003-2004	On clearance, cash balance will increase
(v)	Others	4,111.36	(-) 622.92	Payments made by State Government to Central Government Civil Pensioners.	From 2018-2019	No impact on cash balance

ANNEXURE TO STATEMENT No. 21 - *contd...*Analysis of Suspense Balances and Remittance Balances - *contd...*

S.No.	Head of Account Ministry/Department with which pending	Balance as on 31 March 2023		Nature of Transaction in brief	Earliest year from which pending	Impact of outstanding on cash balance
		Dr.	Cr.			
1	2	3	4	5	6	7
1.	8658-Suspense Accounts -contd. 102-Suspense Account (Civil)					
	(a) Treasury Suspense	(-) 17.54	0.44	Difference between List of Payments and Payment schedule furnished by the Treasury Offices and non-receipt of vouchers in respect of Debt, Deposit and Remittances heads
	(b) Objection Book Suspense	2,189.72	2,182.24	Debit:- Amount held under suspense for want of vouchers in respect of Service heads. Credit :- Amount held under suspense for want of challans	Credit - from 1962-63 with Pay and Accounts office, Mumbai. Write-off proposal is under scrutiny. The debit amount is outstanding from 2002-2003	No impact on cash balance
	(c) Unclassified Suspense	(-) 4.33	138.97	The amounts are pending for adjustment to final heads of account for want of vouchers/challans	From 2014-2015	No impact on cash balance
	(d) Accounts with Railway					
	(i)-Central Railways	281.18	356.01	The claims of pension payment paid on behalf of Central Railway	From 2005-2006	On clearance, cash balance will increase
	(ii)-Western Railways	312.86	307.03	The claims of pension payment paid on behalf of Western Railway	From 2015-2016	On clearance, cash balance will increase

ANNEXURE TO STATEMENT No. 21 - *contd...*Analysis of Suspense Balances and Remittance Balances - *contd...*

(₹ in lakh)

S.No.	Head of Account Ministry/Department with which pending	Balance as on 31 March 2023		Nature of Transaction in brief	Earliest year from which pending	Impact of outstanding on cash balance
		Dr.	Cr.			
1	2	3	4	5	6	7
1.	8658-Suspense Accounts -<i>contd...</i>					
	102-Suspense Account (Civil) -<i>concl.</i>					
	(d) -Accounts with Railway -<i>concl.</i>					
	(iii)-South Railways	0.60	(-) 0.05	The claims of pension payment paid on behalf of South Railway	From 2004-2005	On clearance, cash balance will increase
	(iv)-South Western Railways (Hubli)	66.96	62.27	The claims of pension payment paid on behalf of South Western Railway	From 2009-2010	On clearance, cash balance will increase
	(v)-Other Railways	(-) 1.64	(-) 3.22	Misclassification during previous years rectified		No impact on cash balance
	(e) - Account with defence					
	CDAP, Allahabad	691.44	11.37	The claims of pension payment paid on behalf of Defence	From 2021-2022	On clearance, cash balance will increase
	(f) Accounts with Post	(-) 223.27	(-) 42.30	P & T Remittances and recoveries of Postal Life Insurance contribution	From 2007-2008	On clearance, cash balance will decrease
	Other Suspense (Civil)	153.95	295.56	Amount kept under suspense by Pay and Accounts Office, Mumbai for want of details of transaction from department	From 1991-1992	No impact on cash balance
	107 -Cash Settlement Suspense Account	1,716.16	49.56	The transactions of settlement of Payments on accounts of supply of stores, execution of works or services rendered, by one division on behalf of another division	Prior to 1989	No impact on cash balance

ANNEXURE TO STATEMENT No. 21 - *contd...*Analysis of Suspense Balances and Remittance Balances - *contd...*

S.No.	Head of Account Ministry/Department with which pending	Balance as on 31 March 2023		Nature of Transaction in brief	Earliest year from which pending	Impact of outstanding on cash balance
		Dr.	Cr.			
1	2	3	4	5	6	7
1.	8658-Suspense Accounts -<i>contd...</i>					
	109 -Reserve Bank Suspense- Headquarters	61.14	1,875.01	The claims are to be settled with the Ministries/Departments	From 2017-2018	On clearance, cash balance will decrease
	110 -Reserve Bank Suspense - Central Accounts Office	38,194.69	37,614.07	Claims are to be settled with the Ministries/Departments	from 2020-2021	On clearance of outstanding balance under Credit, the cash balance will decrease. No impact on cash balance on clearance of Debit balance
	111 -Departmental Adjusting Account	2,391.68	(-) 1,587.62	Final adjustments of transactions between three Accounting Circles viz., AG (A&E)- I, Mah., Mumbai, PAG (A&E)-II, Mah., Nagpur and Pay and Accounts Office, Mumbai	From 2004-2005	No impact on cash balance
	112 -Tax Deducted at Source	65,375.62	82,787.51	Receipts on accounts of income tax, etc. deducted at source to be payable to C.B.D.T by means of Cheques	From 2021-2022	On clearance, cash balance will decrease
	113 -Provident Fund Suspense	(-) 16.57	(-) 11.79	GPF credit /Debit adjusted in subscribers' accounts on the basis of collateral evidence awaiting final settlement	From 2008-2009	No impact on cash balance

ANNEXURE TO STATEMENT No. 21 - *contd...*Analysis of Suspense Balances and Remittance Balances - *contd...*

(₹ in lakh)

S.No.	Head of Account Ministry/Department with which pending	Balance as on 31 March 2023		Nature of Transaction in brief	Earliest year from which pending	Impact of outstanding on cash balance
		Dr.	Cr.			
1	2	3	4	5	6	7
	134 -Cash settlement between Accountants General-Other State Accountant General-	5.37	6.64	Payment made on behalf of Jammu and Kashmir Government	From 2015-16	On clearance, cash balance will increase
2.	8782 -Cash remittances and Adjustments between officers rendering accounts to the same Accounts Officers- 102 -Public Works					
	(i) I-Remittances into treasuries	82,78,248.36	74,45,646.74	Amount credited by PWD into Treasury	From 1951	On clearance, cash balance will increase
	(ii) II-Public Works Cheques	1,51,86,137.61	1,61,96,886.52	Cheques issued by PWD for Payment	From 1961	On clearance, cash balance will decrease
	(iii) III-Other Remittances	4,073.48	(-) 8,237.88	Items adjustable by PWD by Book adjustment	From 2000-2001	No impact on cash balance
	(iv) IV-Transfer between Public Works Officers	9,064.35	Settlement of transaction between PWD Officers who have not switched over to the system of 'Cash Settlement'	From 2000-2001	No impact on cash balance

ANNEXURE TO STATEMENT No. 21 - conclud.
Analysis of Suspense Balances and Remittance Balances - conclud.

S.No.	Head of Account Ministry/Department with which pending	Balance as on 31 March 2023		Nature of Transaction in brief	Earliest year from which pending	Impact of outstanding on cash balance
		Dr.	Cr.			
1	2	3	4	5	6	7
	103 - Forest Remittances					
	(i) I-Remittances into treasuries	2,29,873.00	2,41,463.90	The Revenue of Forest Division deposited in the Treasuries	From 2004-2005	On clearance, cash balance will decrease
	(ii) II-Forest Cheques	13,52,654.95	13,47,856.90	Cheques issued by Forest Division to the parties	From 1994-1995	On clearance, cash balance will decrease
	(iii) III-Other Remittances	2.97	1,372.88	Book adjustment between two accounting circles	From 2006-2007	No impact on cash balance
	(iv) IV-Transfer between Forest Officers	56,884.89	59,192.11	Value of supplies received from other Forest Divisions to be linked with value of supplies made to other Forest Divisions	From 2000-2001	No impact on cash balance.
	105 -Reserve Bank of India Remittances	1,574.49	Transaction connected with the Drawing and Encashment of Telegraphic transfers and drafts on Reserve Bank of India	From 2000-2001	On clearance, cash balance will decrease
	108 -Other Departmental Remittances					
	(i) Excise Remittances	4,153.56	6,878.74	Transaction connected with the Excise Remittances	From 1992-1993	No impact on cash balance
	(ii) Other remittances	1,363.41	(-) 1.36	Misclassification- To be transferred to 8782-102 PWD Remittances	From 2006-2007	No impact on cash balance
3.	8786- Adjusting accounts between Central and State Governments	15.06	0.34	Misclassification- To be transferred to 8658-110 Reserve Bank Suspense - Central Account Office	Prior to 2000	No impact on cash balance
4.	8793 -Inter-State Suspense Account-	1,017.96	640.06	Inter-State pension claims	From 2019-2020	On clearance, cash balance will increase

STATEMENT No. 22 - DETAILED STATEMENT ON INVESTMENTS OF EARMARKED BALANCES

Name of Reserve Fund or Deposit Account 1	Balance as on 1 April 2023			Balance as on 31 March 2022		
	Cash 2	Investment 3	Total 4	Cash 5	Investment 6	Total 7
<i>(₹ in lakh)</i>						
J - Reserve Funds						
<i>(a) - Reserve Funds bearing interest -</i>						
8115 - Depreciation / Renewal Reserve Fund -						
103 - Depreciation Reserve Funds - Government Commercial Departments and Undertakings	34.91	34.91 (a)	34.91	34.91
Total, 8115 - Depreciation / Renewal Reserve Fund	34.91	...	34.91	34.91	34.91
8121 - General and Other Reserve Funds-						
101 - General and Other Reserve Funds of Government Commercial Departments/undertakings	359.41	359.41	359.41	359.41
109 - General Insurance Fund	65,149.22	955.45	66,104.67	49,056.24	955.45	50,011.69
122 - State Disaster Response Fund	2,07,400.00	2,07,400.00	1,07,400.00	1,07,400.00
129 - State Compensatory Afforestation Fund	2,78,176.53	2,78,176.53	3,23,044.41	3,23,044.41
Total, 8121 - General and Other Reserve Funds	5,51,085.16	955.45	5,52,040.61	4,79,860.06	955.45	4,80,815.51
Total, (a) Reserve Funds bearing interest	5,51,120.07	955.45	5,52,075.52	4,79,894.97	955.45	4,80,850.42
<i>(b) - Reserve Funds not bearing interest-</i>						
8222 - Sinking Funds						
101 - Sinking Funds	60,00,402.96	60,00,402.96 (c)	54,37,413.70	54,37,413.70
Total '8222' Sinking Funds	60,00,402.96	60,00,402.96	54,37,413.70	54,37,413.70
8229 - Development and Welfare Funds-						
101 - Development Funds for Education purposes	2.72	2.72	2.57	2.57
102 - Development Funds for Medical and Public Health Purposes	9.21	9.21	9.21	9.21
104 - Development Funds for Animal Husbandry Purposes	11.52	11.52	11.52	11.52
107 - Funds for Development of Milk Supply	9.48	100.11	109.59	9.48	100.11	109.59
119 - Employment Guarantee Fund	6,30,139.34	6,30,139.34	6,96,901.00	6,96,901.00
123 - Consumer Welfare Fund	207.70	207.70	172.84	172.84
200 - Other Development and Welfare Funds	27,304.29	1,342.00	28,646.29 (b)	27,382.82	1,342.00	28,724.82
Total '8229' Development and Welfare Funds	6,57,684.26	1,442.11	6,59,126.37	7,24,489.44	1,442.11	7,25,931.55

(a) This is made up of the balances of the following Reserve Funds :-

- (i) Road Transport Department Depreciation Fund (₹ 27.08 lakh) and
(ii) Road Transport Department Betterment Fund (₹ 7.83 lakh)

(b) This is made up of balances of the following Reserve Funds :- (1) Guarantee Reserve Fund (₹ 2,336.09 lakh), (2) State Transport Road Development Fund (₹ 23.55 lakh),
(3) Fund for Development Schemes (₹ 894.55 lakh), (4) Consumer Protection Fund (₹ 1,170.47 lakh) (5) Maharashtra Mining Development Fund (₹ 24,221.63 lakh)

(c) For details please see Annexure to Statement No. 22

STATEMENT No. 22 - DETAILED STATEMENT ON INVESTMENTS OF EARMARKED BALANCES - *concl.*

Name of Reserve Fund or Deposit Account	Balance as on 1 April 2023			Balance as on 31 March 2022		
	Cash	Investment	Total	Cash	Investment	Total
1	2	3	4	5	6	7
(<i>₹ in lakh</i>)						
J - Reserve Funds -concl.						
8235 - General and Other Reserve Funds						
101 - General Reserve Fund of Government Commercial Undertakings	41.45	41.45	41.45	41.45
117 - Guarantee Redemption Fund	42,082.46	81,589.97	1,23,672.43	21,388.07	73,749.39	95,137.46
200 - Other Funds	4,198.19	4,198.19 (h)	4,198.19	4,198.19
Total '8235' General and Other Reserve Funds	46,322.10	81,589.97	1,27,912.07	25,627.71	73,749.39	99,377.10
Total, (b) Reserve Funds not bearing interest	7,04,006.36	60,83,435.04	67,87,441.40	7,50,117.15	55,12,605.20	62,62,722.35
Total, J - Reserve Funds	12,55,126.43	60,84,390.49	73,39,516.92	12,30,012.12	55,13,560.65	67,43,572.77
K - Deposits and Advances-						
(b) - Deposits not bearing interest-						
8449 - Other Deposits						
103 - Subventions from Central Road and Infrastructure Fund	0.82	0.82	0.82	0.82
105 - Deposits of Market Loans	50.57	50.57	50.57	50.57
108 - Deposits of Local Bodies for discharge of loans	3.30	3.30	3.30	3.30
120 - Miscellaneous Deposits	2,435.21	8.21	2,443.42	2,435.21	8.21	2,443.42
123 - National Mineral Exploration Trust Deposit	1,277.65	1,277.65	1,296.81	1,296.81
Total '8449' Other Deposits	3,767.55	8.21	3,775.76	3,786.71	8.21	3,794.92
Total, (b) Deposits not bearing interest	3,767.55	8.21	3,775.76	3,786.71	8.21	3,794.92
K - Deposits and Advances	3,767.55	8.21	3,775.76	3,786.71	8.21	3,794.92
Grand Total	12,58,893.98	60,84,398.70	73,43,292.68	12,33,798.83	55,13,568.86	67,47,367.69

(h) This is made up of the following Reserve Funds - (1) Special Fund for Compensatory Afforestation (₹ 3,833.20 lakh) and (2) Foodgrains Reserve Funds (₹ 364.99 lakh). However, the reconciliation of the balances in respect of Special Funds for Compensatory Afforestation is in progress. Necessary corrections will be carried out after completion of Reconciliation by the Chief Conservator of Forest and Nodal Officer, Nagpur.

ANNEXURE TO STATEMENT No. 22
DETAILS OF SINKING FUND ACCOUNT

(₹ in lakh)

Description	Balance as on 1 April, 2022	Balance in Current Account as on 1 April, 2022	Amount Appropriated from Revenues	Interest Realised on Investments	Amount Realised on Redemptions	Amount Realised on Disinvestments	Total
1	2	3	4	5	6	7	8
Market Loans	54,37,413.70	1,50,000.00	4,29,150.06	3,24,613.00	63,41,176.76

Interest paid on purchase of Securities	Less Discharges during the year	Balance in Current A/c. as on 31 March, 2023 (unutilised)	Amount transferred to Misc. Government Account on maturity of loan	Balance under Account as on 31 March, 2023	Remarks
9	10	11	12	13	14
16,160.80	3,24,613.00	60,00,402.96

SINKING FUND INVESTMENT ACCOUNT

(₹ in lakh)

Description	Balance as on 01 April, 2022	Purchase of Securities	Total	Sale of Securities	Redemption of Securities	Balance under Sinking Fund Investment Account as on 31 March, 2023	Face Value	Market Value
1	2	3	4	5	6	7	8	9
Market Loans	54,37,413.70	8,87,602.26	63,25,015.96	3,24,613.00	60,00,402.96	58,40,385.49	59,06,812.68



PART II

APPENDICES

APPENDIX - I
COMPARATIVE EXPENDITURE ON SALARY
(Figures in Italics represents Charged Expenditure)

(₹ in lakh)

Department	Major Head	Description	Actuals for the year 2022-23				Actuals for the year 2021-22			
			State Fund		Central Assistance including CSS and CP	Total	State Fund		Central Assistance including CSS and CP	Total
			Committed ¹	Scheme ¹			Committed ¹	Scheme ¹		
General Administration	2012	President, Vice-President/Governor, Administrator of Union Territories	<i>1,556.61</i>	1,556.61	1,371.05	1,371.05
	2013	Council of Ministers	1,074.77	1,074.77	1,581.83	1,581.83
	2015	Elections	8,300.02	8,300.02	7,594.00	7,594.00
	2051	Public Service Commission	<i>2,215.83</i>	2,215.83	<i>1,914.04</i>	1,914.04
	2052	Secretariat - General Services	10,184.62	10,184.62	10,435.19	10,435.19
	2070	Other Administrative Services	4,629.80	409.74	5,039.54	4,158.42	146.96	4,305.38
	2075	Miscellaneous General Services	1,414.54	1,414.54	1,408.78	1,408.78
	2220	Information and Publicity	5,578.10	5,578.10	4,929.19	4,929.19
	2235	Social Security and Welfare	2,842.73	2,842.73	2,685.74	2,685.74
2251	Secretariat - Social Services	56.30	56.30	63.31	63.31	
	Total	General Administration	<i>3,772.44</i>	38,263.06	<i>3,285.09</i>	36,288.50
			34,080.88	409.74		32,856.45	146.96	

The full form of acronyms used in the Appendix : CSS-Centrally Sponsored Schemes; CP- Central Plan

¹ Refer footnote 1 in Statement No. 15 (page 93)

APPENDIX - I - contd...

COMPARATIVE EXPENDITURE ON SALARY - contd...
(Figures in Italics represents Charged Expenditure)

(₹ in lakh)

Department	Major Head	Description	Actuals for the year 2022-23				Actuals for the year 2021-22			
			State Fund		Central Assistance including CSS and CP	Total	State Fund		Central Assistance including CSS and CP	Total
			Committed	Scheme			Committed	Scheme		
Home	2014	Administration of Justice	12,696.64	12,696.64	10,807.92	10,807.92
	2039	State Excise	20,124.93	20,124.93	16,730.34	16,730.34
	2041	Taxes on Vehicles	29,300.01	29,300.01	24,839.14	24,839.14
	2045	Other Taxes and Duties on Commodities and Services	1,530.36	1,530.36	1,500.61	1,500.61
	2052	Secretariat - General Services	3,471.91	3,471.91	3,030.54	3,030.54
	2055	Police (*)	<i>(-) 0.04</i> 17,80,175.41	17,80,175.37	<i>1.50</i> 15,38,355.48
	2056	Jails	33,847.54	33,847.54	29,538.17	29,538.17
	2070	Other Administrative Services	6,871.24	6,871.24	6,064.19	6,064.19
	Total	Home	<i>(-) 0.04</i> 18,88,018.04	18,88,018.00	<i>1.50</i> 16,30,866.39	16,30,867.89
Revenue and Forests	2029	Land Revenue	52,194.54	52,194.54	45,269.10	45,269.10
	2030	Stamps and Registration	15,476.27	15,476.27	13,539.60	13,539.60
	2045	Other Taxes and Duties on Commodities and Services	2,982.02	2,982.02	2,498.95	2,498.95
	2052	Secretariat - General Services	4,749.27	4,749.27	4,283.18	4,283.18

(*) Minus expenditure is due to recoveries being more than expenditure

APPENDIX - I - contd..
COMPARATIVE EXPENDITURE ON SALARY - contd..
(Figures in Italics represents Charged Expenditure)

(₹ in lakh)

Department	Major Head	Description	Actuals for the year 2022-23				Actuals for the year 2021-22			
			State Fund		Central Assistance including CSS and CP	Total	State Fund		Central Assistance including CSS and CP	Total
			Committed	Scheme			Committed	Scheme		
Revenue and Forests	2053	District Administration	2,08,022.30	2,08,022.30	1,81,743.31	1,81,743.31
	2070	Other Administrative Services
	2235	Social Security and Welfare	2,867.40	2,867.40	2,477.62	2,477.62
	2245	Relief on account of Natural Calamities	2,949.54	1.75	2,951.29	2,469.46	2,469.46
	2406	Forestry and Wild Life	1,46,858.96	1,630.87	1,48,489.83	1,33,815.02	2,126.17	1,35,941.19
	2415	Agricultural Research and Education	1,708.28	1,708.28	1,500.74	1,500.74
	2551	Hill Areas	90.06	90.06	82.87	82.87
	Total	Revenue and Forests	4,37,898.64	1,632.62	4,39,531.26	3,87,679.85	2,126.17	3,89,806.02
Agriculture, Animal Husbandry, Dairy Development and Fisheries	2401	Crop Husbandry	1,41,036.32	1,074.46	1,42,110.78	1,26,695.86	941.00	1,27,636.86
	2402	Soil and Water Conservation	2,388.66	2,388.66	2,188.42	2,188.42
	2403	Animal Husbandry	46,330.94	458.94	46,789.88	38,784.27	312.92	39,097.19
	2404	Dairy Development	19,068.07	19,068.07	16,011.50	16,011.50

APPENDIX - I - contd..
COMPARATIVE EXPENDITURE ON SALARY - contd..
(Figures in Italics represents Charged Expenditure)

(₹ in lakh)

Department	Major Head	Description	Actuals for the year 2022-23				Actuals for the year 2021-22			
			State Fund		Central Assistance including CSS and CP	Total	State Fund		Central Assistance including CSS and CP	Total
			Committed	Scheme			Committed	Scheme		
Agriculture, Animal Husbandry, Dairy Development and Fisheries	2405	Fisheries	5,365.83	5,365.83	4,747.43	4,747.43
	2415	Agricultural Research and Education	93.21	93.21	87.60	87.60
	3451	Secretariat -Economic Services	1,945.87	1,945.87	1,683.75	1,683.75
	Total	Agriculture, Animal Husbandry, Dairy Development and Fisheries	2,16,228.90	1,533.40	2,17,762.30	1,90,198.82	1,253.93	1,91,452.75
School Education and Sports	2202	General Education	21,547.93	6,336.17	27,884.10	19,825.31	4,978.88	24,804.19
	2204	Sports and Youth Services	9,557.27	9,557.27	8,590.85	8,590.85
	2225	Welfare of Scheduled Castes, Scheduled Tribes and Other Backward Classes	7.02	7.02	5.70	5.70
	2235	Social Security and Welfare	14.54	14.54	21.02	21.02
	2251	Secretariat - Social Services	1,572.26	1,572.26	1,426.82	1,426.82
	Total	School Education and Sports	32,699.02	6,336.17	39,035.19	29,869.71	4,978.88	34,848.58

APPENDIX - I - contd..
Comparative Expenditure on Salary - contd..
(Figures in Italics represents Charged Expenditure)

(₹ in lakh)

Department	Major Head	Description	Actuals for the year 2022-23				Actuals for the year 2021-22			
			State Fund		Central Assistance including CSS and CP	Total	State Fund		Central Assistance including CSS and CP	Total
			Committed	Scheme			Committed	Scheme		
Urban Development	2053	District Administration	511.84	511.84	507.75	507.75
	2070	Other Administrative Services	138.17	138.17	114.72	114.72
	2217	Urban Development	10,761.99	54.40	10,816.39	10,002.40	30.09	10,032.49
	2230	Labour and Employment	41.44	41.44	47.72	47.72
	2251	Secretariat - Social Services	1,871.16	1,871.16	1,650.92	1,650.92
	3475	Other General Economic Services
	Total	Urban Development	13,283.16	95.84	13,379.00	12,275.79	77.81	12,353.60
Finance	2020	Collection of Taxes on Income and Expenditure	4,005.42	4,005.42	3,538.74	3,538.74
	2040	Taxes on Sales	79,108.71	79,108.71	69,056.43	69,056.43
	2052	Secretariat - General Services	3,625.31	3,625.31	3,247.19	3,247.19
	2054	Treasury and Accounts Administration	38,614.83	38,614.83	34,429.54	34,429.54
	2070	Other Administrative Services	234.39	234.39	178.95	178.95

APPENDIX - I - contd...
COMPARATIVE EXPENDITURE ON SALARY - contd...
(Figures in Italics represents Charged Expenditure)

(₹ in lakh)

Department	Major Head	Description	Actuals for the year 2022-23				Actuals for the year 2021-22			
			State Fund		Central Assistance including CSS and CP	Total	State Fund		Central Assistance including CSS and CP	Total
			Committed	Scheme			Committed	Scheme		
Finance	2075	Miscellaneous General Services	214.74	214.74	183.58	183.58
	2235	Social Security and Welfare	633.75	633.75	534.12	534.12
	Total	Finance	1,26,437.15	1,26,437.15	1,11,168.55	1,11,168.55
Public Works	2059	Public Works	1,42,248.71	1,42,248.71	1,29,855.34	1,29,855.34
	2217	Urban Development	537.26	537.26	490.03	490.03
	2406	Forestry and Wild Life	1,002.27	1,002.27	898.65	898.65
	3051	Ports and Light Houses	34.92	34.92	30.32	30.32
	3451	Secretariat -Economic Services	3,011.55	3,011.55	2,742.89	2,742.89
	Total	Public Works	1,46,834.71	1,46,834.71	1,34,017.23	1,34,017.23
Water Resources	2402	Soil and Water Conservation	1,887.20	1,887.20	1,862.95	1,862.95
	2701	Medium Irrigation (*)	94,199.50	94,199.50	90,240.37	(-) 0.11	90,240.26
	2702	Minor Irrigation	42.70	42.70	44.43	44.43
	2705	Command Area Development	1,763.28	1,763.28	1,570.41	1,570.41
	2711	Flood Control and Drainage	1,335.99	1,335.99	1,163.18	1,163.18
	2801	Power	1,481.96	2,014.83	3,496.79	1,514.03	389.40

(*) Minus expenditure is due to recoveries being more than expenditure

APPENDIX - I - contd..
COMPARATIVE EXPENDITURE ON SALARY - contd..
(Figures in Italics represents Charged Expenditure)

(₹ in lakh)

Department	Major Head	Description	Actuals for the year 2022-23				Actuals for the year 2021-22			
			State Fund		Central Assistance including CSS and CP	Total	State Fund		Central Assistance including CSS and CP	Total
			Committed	Scheme			Committed	Scheme		
Water Resources	3451	Secretariat -Economic Services	2,714.29	564.46	3,278.75	2,396.02	520.47	2,916.49
	Total	Water Resources	1,03,424.92	2,579.29	1,06,004.21	98,791.39	909.76	99,701.15
Law and Judiciary	2014	Administration of Justice	<i>44,073.05</i>	2,57,468.42	<i>31,895.85</i>	2,06,070.15
			2,12,773.12	622.25	1,73,744.07	430.23	
	2052	Secretariat - General Services	2,912.23	2,912.23	2,399.63	2,399.63
	2070	Other Administrative Services	9,008.39	9,008.39	7,649.01	7,649.01
	2250	Other Social Services	58.59	58.59	55.11	55.11
	3475	Other General Economic Services	411.60	411.60	377.64	377.64
	Total	Law and Judiciary	<i>44,073.05</i>	2,69,859.23	31,895.85	2,16,551.54
			2,25,163.93	622.25		1,84,225.46	430.23	
Industries, Energy and Labour	2045	Other Taxes and Duties on Commodities and Services	6,263.20	6,263.20	5,243.88	5,243.88
	2057	Supplies and Disposals	267.86	267.86	251.66	251.66
	2058	Stationery and Printing	13,517.30	13,517.30	12,573.93	12,573.93
	2230	Labour and Employment	15,368.76	15,368.76	13,179.55	13,179.55
	2851	Village and Small Industries	3,323.52	3,323.52	2,987.45	2,987.45

APPENDIX - I - contd..
 COMPARATIVE EXPENDITURE ON SALARY - contd..
 (Figures in Italics represents Charged Expenditure)

(₹ in lakh)

Department	Major Head	Description	Actuals for the year 2022-23				Actuals for the year 2021-22			
			State Fund		Central Assistance including CSS and CP	Total	State Fund		Central Assistance including CSS and CP	Total
			Committed	Scheme			Committed	Scheme		
Industries, Energy and Labour	2852	Industries	1,465.00	275.60	1,740.60	1,267.64	182.93	1,450.57
	2853	Non-ferrous Mining and Metallurgical Industries	2,410.43	2,410.43	2,234.51	2,234.51
	3451	Secretariat -Economic Services	2,203.82	2,203.82	1,877.28	1,877.28
	Total	Industries, Energy and Labour	44,819.89	275.60	45,095.49	39,615.90	182.93	39,798.83
<hr/>										
Rural Development	2053	District Administration	14,090.67	14,090.67	12,200.30	12,200.30
	3451	Secretariat -Economic Services	2,122.43	2,122.43	1,888.45	1,888.45
	Total	Rural Development	16,213.10	16,213.10	14,088.75	14,088.75

APPENDIX - I - contd..
COMPARATIVE EXPENDITURE ON SALARY - contd..
(Figures in Italics represents Charged Expenditure)

(₹ in lakh)

Department	Major Head	Description	Actuals for the year 2022-23				Actuals for the year 2021-22			
			State Fund		Central Assistance including CSS and CP	Total	State Fund		Central Assistance including CSS and CP	Total
			Committed	Scheme			Committed	Scheme		
Food, Civil Supplies and Consumer Protection	2408	Food, Storage and Warehousing	34,561.28	34,561.28	31,572.34	31,572.34
	3451	Secretariat -Economic Services	1,313.49	1,313.49	1,158.55	1,158.55
	3475	Other General Economic Services	6,736.85	6,736.85	6,050.72	6,050.72
	Total	Food, Civil Supplies and Consumer Protection	42,611.62	42,611.62	38,781.61	38,781.61
Social Justice and Special Assistance	2053	District Administration	12,033.20	12,033.20	10,106.28	10,106.28
	2202	General Education	80.16	80.16	155.93	155.93
	2225	Welfare of Scheduled Castes, Scheduled Tribes and Other Backward Classes	9,067.60	17,670.42	26,738.02	8,017.28	14,429.19	22,446.47
	2235	Social Security and Welfare	1,514.54	376.15	1,890.69	1,398.87	375.99	1,774.86
	2251	Secretariat - Social Services	906.23	906.23	800.47	800.47
	Total	Social Justice and Special Assistance	23,521.57	18,126.73	41,648.30	20,322.90	14,961.10	35,284.01

APPENDIX - I - contd..
COMPARATIVE EXPENDITURE ON SALARY - contd..
(Figures in Italics represents Charged Expenditure)

(₹ in lakh)

Department	Major Head	Description	Actuals for the year 2022-23				Actuals for the year 2021-22			
			State Fund		Central Assistance including CSS and CP	Total	State Fund		Central Assistance including CSS and CP	Total
			Committed	Scheme			Committed	Scheme		
Planning	2053	District Administration	895.69	895.69	667.82	667.82
	2225	Welfare of Scheduled Castes, Scheduled Tribes, Other Backward Classes and Minorities (*)	7,191.24	7,191.24	(-) 1.14	(-) 1.14
	2505	Rural Employment	6,207.79	6,207.79
	3451	Secretariat -Economic Services	<i>326.23</i> 6,962.25	7,288.48	<i>308.36</i> 5,914.66	6,223.02
	3452	Tourism	86.14	86.14	76.95	76.95
	3454	Census, Surveys and Statistics	5,352.62	168.11	5,520.73	4,907.34	153.12	5,060.46
	Total	Planning	<i>326.23</i> 12,314.87 8,341.18	20,982.27	<i>308.36</i> 10,822.00 7,104.54	18,234.89
Parliamentary Affairs	2052	Secretariat - General Services	256.48	256.48	209.50	209.50
	Total	Parliamentary Affairs	256.48	256.48	209.50	209.50

(*) Minus expenditure is due to recoveries being more than expenditure

APPENDIX - I - contd..
COMPARATIVE EXPENDITURE ON SALARY - contd..
(Figures in Italics represents Charged Expenditure)

(₹ in lakh)

Department	Major Head	Description	Actuals for the year 2022-23				Actuals for the year 2021-22			
			State Fund		Central Assistance including CSS and CP	Total	State Fund		Central Assistance including CSS and CP	Total
			Committed	Scheme			Committed	Scheme		
Housing	2070	Other Administrative Services	196.27	196.27	178.80	178.80
	2216	Housing	2,372.46	2,372.46	2,230.90	2,230.90
	2217	Urban Development	68.34	68.34	60.81	60.81
	3451	Secretariat - Economic Services	783.86	783.86	739.56	739.56
	Total	Housing	3,420.93	3,420.93	3,210.07	3,210.07
<hr/>										
Public Health	2210	Medical and Public Health (*)	4,11,468.82	112.52	4,11,581.34	3,45,538.83	(-) 2,926.56	3,42,612.27
	2211	Family Welfare	6,876.39	6,876.39	4.66	5,508.40	5,513.06
	2251	Secretariat - Social Services	1,050.49	354.18	1,404.67	926.17	288.15	1,214.32
	Total	Public Health	4,12,519.31	7,343.09	4,19,862.40	3,46,469.66	2,869.99	3,49,339.65
<hr/>										
Medical Education and Drugs	2210	Medical and Public Health	2,50,047.16	2,505.70	2,52,552.86	2,21,273.69	1,371.43	2,22,645.12
	2251	Secretariat - Social Services	1,035.48	1,035.48	935.47	935.47
	Total	Medical Education and Drugs	2,51,082.64	2,505.70	2,53,588.34	2,22,209.15	1,371.43	2,23,580.59

(*) Minus expenditure is due to recoveries being more than expenditure

APPENDIX - I - contd..
COMPARATIVE EXPENDITURE ON SALARY - contd..
(Figures in *Italics* represents Charged Expenditure)

(₹ in lakh)

Department	Major Head	Description	Actuals for the year 2022-23				Actuals for the year 2021-22			
			State Fund		Central Assistance including CSS and CP	Total	State Fund		Central Assistance including CSS and CP	Total
			Committed	Scheme			Committed	Scheme		
Tribal Development	2202	General Education	99.19	99.19
	2225	Welfare of Scheduled Castes, Scheduled Tribes and Other Backward Classes	6,864.89	1,02,052.58	1,08,917.47	5,761.59	90,355.66	96,117.25
	2251	Secretariat - Social Services	1,121.99	1,121.99	868.22	868.22
	Total	Tribal Development	7,986.88	1,02,052.58	1,10,039.46	6,629.82	90,454.85	97,084.66
Environment and Climate Change	2251	Secretariat - Social Services	495.29	495.29	428.53	428.53
	Total	Environment and Climate Change	495.29	495.29	428.53	428.53
Co-operation, Marketing and Textiles	2070	Other Administrative Services	229.20	229.20	230.94	230.94
	2425	Co-operation	49,643.98	49,643.98	44,043.98	44,043.98
	2851	Village and Small Industries	144.56	144.56	99.41	99.41
	3451	Secretariat -Economic Services	1,602.42	1,602.42	1,475.26	1,475.26
	Total	Co-operation, Marketing and Textiles	51,620.16	51,620.16	45,849.59	45,849.59

APPENDIX - I - contd..
COMPARATIVE EXPENDITURE ON SALARY - contd..
(Figures in Italics represents Charged Expenditure)

(₹ in lakh)

Department	Major Head	Description	Actuals for the year 2022-23				Actuals for the year 2021-22			
			State Fund		Central Assistance including CSS and CP	Total	State Fund		Central Assistance including CSS and CP	Total
			Committed	Scheme			Committed	Scheme		
Higher and Technical Education	2202	General Education	22,765.27	1,584.67	24,349.94	19,005.60	1,275.73	20,281.33
	2203	Technical Education	77,320.95	5,498.18	82,819.13	68,503.59	5,287.45	73,791.04
	2205	Art and Culture	4,147.94	4,147.94	3,614.41	3,614.41
	2251	Secretariat - Social Services	1,041.08	39.33	1,080.41	910.66	55.95	966.61
	Total	Higher and Technical Education	1,05,275.24	7,122.18	1,12,397.42	92,034.26	6,619.13	98,653.39
Women and Child Welfare	2235	Social Security and Welfare	8,499.74	2,132.14	10,631.88	7,403.82	2,070.33	9,474.15
	2236	Nutrition	10,446.68	10,446.68	3.75	9,261.07	9,264.82
	2251	Secretariat - Social Services	599.64	599.64	516.33	516.33
	Total	Women and Child Welfare	9,099.38	12,578.82	21,678.20	7,923.91	11,331.41	19,255.30
Water Supply and Sanitation	2215	Water Supply and Sanitation	3,977.03	3,977.03	3,184.60	3,184.60
	2702	Minor Irrigation	4,664.60	4,664.60	4,018.11	4,018.11
	3451	Secretariat -Economic Services	1,377.59	1,377.59	1,167.14	1,167.14
	Total	Water Supply and Sanitation	10,019.22	10,019.22	8,369.85	8,369.85

APPENDIX - I - *contd...*
COMPARATIVE EXPENDITURE ON SALARY - *contd...*
(Figures in Italics represents Charged Expenditure)

(₹ in lakh)

Department	Major Head	Description	Actuals for the year 2022-23				Actuals for the year 2021-22			
			State Fund		Central Assistance including CSS and CP	Total	State Fund		Central Assistance including CSS and CP	Total
			Committed	Scheme			Committed	Scheme		
Maharashtra Legislature Secretariat	2011	Parliament/State/ Union Territory Legislatures	<i>113.44</i> 16,481.84	16,595.28	<i>104.99</i> 15,151.10	15,256.09
	Total	Maharashtra Legislature Secretariat	<i>113.44</i> 16,481.84	16,595.28	104.99 15,151.10	15,256.09
Tourism and Cultural Affairs	2070	Other Administrative Services	261.66	261.66	230.49	230.49
	2205	Art and Culture	2,478.22	18.82	2,497.04	2,196.40	14.06	2,210.46
	2220	Information and Publicity	9.79	9.79	9.89	9.89
	2251	Secretariat - Social Services	500.33	500.33	429.90	429.90
	3452	Toursim	240.25	240.25	171.87	171.87
	Total	Tourism and Cultural Affairs	3,240.21	268.86	3,509.07	2,856.79	195.82	3,052.61
Other Backward Bahujan Welfare	2225	Welfare of Scheduled Castes, Scheduled Tribes and Other Backward Classes	424.38	424.38	359.00	359.00
	2251	Secretariat - Social Services	708.11	708.11	529.62	529.62
	Total	Other Backward Bahujan Welfare	1,132.49	1,132.49	888.62	888.62

(*) Minus expenditure is due to recoveries being more than expenditure

APPENDIX - I - *contd...*
COMPARATIVE EXPENDITURE ON SALARY - *contd...*
(Figures in Italics represents Charged Expenditure)

(₹ in lakh)

Department	Major Head	Description	Actuals for the year 2022-23				Actuals for the year 2021-22			
			State Fund		Central Assistance including CSS and CP	Total	State Fund		Central Assistance including CSS and CP	Total
			Committed	Scheme			Committed	Scheme		
Minorities Development	2052	Secretariat - General Services	565.92	565.92	497.53	497.53
	2053	District Administration	104.46	104.46	85.71	85.71
	2235	Social Security and Welfare (*)	(-) 0.05	3,518.73	3,518.68	3,485.02	3,485.02
	Total	Minorities Development	670.33	3,518.73	4,189.06	583.24	3,485.02	4,068.26
Marathi Language	2052	Secretariat - General Services	1,216.32	1,216.32	1,043.34	1,043.34
	2205	Art and Culture	378.70	378.70	312.12	312.12
	Total	Marathi Language	1,595.02	1,595.02	1,355.46	1,355.46
Skill Development, Employment and Entrepreneurship	2203	Technical Education	13,978.94	648.00	14,626.94	13,424.25	666.26	14,090.51
	2230	Labour and Employment	67,089.80	4,561.66	71,651.46	59,513.56	4,016.56	63,530.12
	2251	Secretariat - Social Services	563.57	563.57	502.62	502.62
	Total	Skill Development, Employment and Entrepreneurship	81,632.31	5,209.66	86,841.97	73,440.44	4,682.82	78,123.25
Soil and Water Conservation	2402	Soil and Water Conservation	16,403.76	16,403.76	15,170.49	15,170.49
	3451	Secretariat - Economic Services	881.79	881.79	735.32	735.32
	Total	Soil and Water Conservation	17,285.55	17,285.55	15,905.80	15,905.81
		Total Salaries (Revenue Account)	48,285.12	45,66,201.24	35,595.79	39,67,875.15
			43,37,363.68	1,80,552.44		37,79,096.59	1,53,182.77	

(*) Minus expenditure is due to recoveries being more than expenditure

APPENDIX - I - contd...
COMPARATIVE EXPENDITURE ON SALARY - contd...
(Figures in Italics represents Charged Expenditure)

(₹ in lakh)

Department	Major Head	Description	Actuals for the year 2022-23				Actuals for the year 2021-22			
			State Fund		Central Assistance including CSS and CP	Total	State Fund		Central Assistance including CSS and CP	Total
			Committed	Scheme			Committed	Scheme		
Revenue and Forest	4415	Capital Outlay on Agricultural Research and Education	62.64	62.64	62.82	62.82
	Total	Revenue and Forest	62.64	62.64	62.82	62.82
Planning	4059	Capital Outlay on Public Works (*)	(-) 0.20	(-) 0.20
	4210	Capital Outlay on Medical and Public Health	12.29	12.29
	Total	Planning	12.29	12.29	(-) 0.20	(-) 0.20
Urban Development	5475	Capital Outlay on Other General Economic Services
	Total	Urban Development
Public Works	4217	Capital Outlay on Urban Development	3.94	3.94
	5054	Capital Outlay on Roads and Bridges	732.82	732.82	560.62	560.62
	Total	Public Works	732.82	732.82	564.56	564.56
Water Resources	4701	Capital Outlay on Major and Medium Irrigation	0.26	24,061.31	24,061.57	22,392.16	22,392.16
	4801	Capital Outlay on Power Projects	1,904.53	1,904.53	3,352.66	3,352.66
	Total	Water Resources	0.26	25,965.84	25,966.10	25,744.82	25,744.82

(*) Minus expenditure is due to recoveries being more than expenditure

APPENDIX - I - *concl.*
 COMPARATIVE EXPENDITURE ON SALARY - *concl.*
 (Figures in Italics represents Charged Expenditure)

(₹ in lakh)

Department	Major Head	Description	Actuals for the year 2022-23				Actuals for the year 2021-22			
			State Fund		Central Assistance including CSS and CP	Total	State Fund		Central Assistance including CSS and CP	Total
			Committed	Scheme			Committed	Scheme		
Water Supply and Sanitation	4402	Capital Outlay on Soil and Water Conservation	2,341.20	2,341.20	2,117.72	2,117.72
	Total	Water Supply and Sanitation	2,341.20	2,341.20	2,117.72	2,117.72
Medical Education and Drugs	4210	Capital outlay on Medical and Public Health (*)	(-) 4.99	(-) 4.99
	Total	Medical Education and Drugs	(-) 4.99	(-) 4.99
		Total Salaries (Capital Account)	3,074.28	26,035.78	29,110.06	2,682.28	25,807.43	28,489.71

(*) Minus expenditure is due to recoveries being more than expenditure



APPENDIX - II
COMPARATIVE EXPENDITURE ON SUBSIDY

(₹ in lakh)

Department	Major Head	Description	Actuals for the year 2022-23				Actuals for the year 2021-22			
			State Fund		Central Assistance including CSS and CP	Total	State Fund		Central Assistance including CSS and CP	Total
			Scheme ¹	Committed ¹			Scheme ¹	Committed ¹		
Home	204100001 001	Establishment - Transport Commissioner	3,27,800.00	3,27,800.00	2,13,000.00	2,13,000.00
	204100001 057	Incentives under Maharashtra Electric Vehicles Policy, 2021 (Scheme)	2,500.00	2,500.00
	Total	Home	2,500.00	3,27,800.00	3,30,300.00	2,13,000.00	2,13,000.00
Revenue and Forest	240601102 860	Protection of coastal Area through Afforestation	23.10	23.10	10.00	10.00
	240601101 862	Monitoring and Evolution and Social Forestry Scheme	9.80	9.80	0.80	0.80
	Total	Revenue and Forest	32.90	32.90	10.80	10.80
Agriculture, Animal Husbandry, Dairy Development and Fisheries	240100103 399	Krishi Unnati Yojana-Seed Plantation Sub-Mission (Centrally Sponsored Scheme) (Central Share 60 per cent)	797.71	797.71	1,000.00	1,000.00
	240100103 A15	Krishi Unnati Yojana - Seeds Plantation Sub-Mission (Centrally Sponsored Scheme) (State Share 40 per cent) (General)	671.00	671.00	286.68	286.68
	240100115 A95	Hon. Balasaheb Thackeray Agri-business and Rural Transformation project (External share 72.41 per cent)	1,975.00	1,975.00	1,290.00	1,290.00
	240100115 A96	State of Maharashtra Agri-business and Rural Transformation Program (External Share 72.41 per cent)	4,608.00	4,608.00	3,010.00	3,010.00

1. Refer footnote (1) in Statement 15 (page 93)

COMPARATIVE EXPENDITURE ON SUBSIDY - contd...

(₹ in lakh)

Department	Major Head	Description	Actuals for the year 2022-23				Actuals for the year 2021-22			
			State Fund		Central Assistance including CSS and CP	Total	State Fund		Central Assistance including CSS and CP	Total
			Scheme	Committed			Scheme	Committed		
Agriculture, Animal Husbandry, Dairy Development and Fisheries	240100102 A23	Krishi Unnati Yojana-National Food Security Mission -Food grain crop (CSS) (State Share 40 per cent) (General)	3,697.83	3,697.83	4,582.08	4,582.08
	240300103 B88	Poultry Farming by rearing 1000 Broiler Poultry Birds	415.12	415.12	1,039.50	1,039.50
	240100113 B07	Chief Minister sustainable agriculture irrigation scheme (General) (Scheme)	54,338.00	54,338.00	20,000.00	20,000.00
	240300102 B91	Supply of Milch Cross Breed Cows and Buffaloes to individual beneficiaries	9,318.67	9,318.67	2,184.93	2,184.93
	240100102 461	Krushni Unnati Yojana National Food Security Mission Food grain crops Coarse Cereals. (Central Share 60 per cent) (C.S.S.) General	5,546.74	5,546.74	6,873.13	6,873.13
	240100109 A27	Krishi Unnati Yojana-National Mission for Sustainable Agriculture Rainfed Area Development Programme (Centrally sponsored Scheme) (State Share 40 per cent)	525.34	525.34	221.64	221.64
	240100108 B41	Special action plan for productivity growth and value chain development of Cotton, Soybean and other oilseed Crops (Scheme)	14,360.29	14,360.29
	240300107 D30	Establishment of Area Specific Mineral Mixture, Feed Pelleting and Feed Manufacturing Units (Government Agencies) (Central Share 60 per cent) (Scheme)	90.00	90.00
	240100110 A66	Premium subsidy under Pradhanmantri Crop Insurance Scheme (State Share)	2,41,603.58	2,41,603.58	1,99,999.99	1,99,999.99

COMPARATIVE EXPENDITURE ON SUBSIDY - contd...

(₹ in lakh)

Department	Major Head	Description	Actuals for the year 2022-23				Actuals for the year 2021-22			
			State Fund		Central Assistance including CSS and CP	Total	State Fund		Central Assistance including CSS and CP	Total
			Scheme	Committed			Scheme	Committed		
Agriculture, Animal Husbandry, Dairy Development and Fisheries	240300102 D19	Distribution of 2 deshi / crossbred cows/buffaloes on 50 per cent subsidy to beneficiaries under marathawada package in Jalna District	70.00	70.00	75.00	75.00
	240300104 D20	Distribution of 20 Goats+ 2 Bucks on 50 per cent subsidy to beneficiaries under Marathawada package in Jalana District	70.00	70.00	50.00	50.00
	240300107 D33	Establishment of Area Specific Mineral Mixture, Feed Pelleting and Feed Manufacturing Units (Government Agencies) (State Share 40 per cent) (Scheme)	59.33	59.33
	240100109 955	Krishi Unnati Yojana-National Mission for Sustainable Agriculture-Rainfed Area Development Programme (Central Share 60 per cent) (CSS)	788.00	788.00	329.18	329.18
	240200101 A01	Krishi Unnati Yojana-Soil Health Management sub-mission (CSS) (State Share 40 per cent)	105.36	105.36	22.95	22.95
	240100108 A24	Krishi Unnati Yojana-National Food Security Mission-Sugarcane (CSS) (State Share 40 per cent) (General)	43.63	43.63	43.94	43.94
	240100108 A25	Krishi Unnati Yojana-National Food Security Mission-Cotton (CSS) (State Share 40 per cent) (General)	70.95	70.95	75.50	75.50
	240100103 A92	To give difference between Minimum Support Price (MSP) and Agriculture Produce Market Committee based rate to seed growing farmers (100 per cent State Plan Scheme)	1,749.58	1,749.58	1,461.16	1,461.16
	240100109 A78	Implementation of Group farming Scheme for promotion and strengthening of group farming	2,877.93	2,877.93
	240100105 A05	Krishi Unnati Yojana-Paramparagat Krishi Vikas Yojana (CSS) (Central Share 60 per cent) (General)	387.61	387.61	410.41	410.41

COMPARATIVE EXPENDITURE ON SUBSIDY - contd...

(₹ in lakh)

Department	Major Head	Description	Actuals for the year 2022-23				Actuals for the year 2021-22			
			State Fund		Central Assistance including CSS and CP	Total	State Fund		Central Assistance including CSS and CP	Total
			Scheme	Committed			Scheme	Committed		
Agriculture, Animal Husbandry, Dairy Development and Fisheries	240300101 208	Grants from I.C.A.R.-(100 per cent Central)	4.00	4.00
	240200101 104	Krishi Unnati Yojana-Soil Health Management (SHM) Sub Mission (C.S.S.) (Central Share 60 per cent)	158.04	158.04	34.43	34.43
	240100114 249	Krishi Unnati Yojana-National Mission on Oil Seed and Oil Palm-Mini Mission-1 (Oil Seeds) (Central Share 60 per cent) (Centrally Sponsored Scheme)	1,406.04	1,406.04
	240100102 A79	Chief Minister's Agriculture and Food Processing Scheme (100 per cent State Scheme)	5,453.08	5,453.08	3,750.00	3,750.00
	240100105 A06	Krishi Unnati Yojana-Paramparagat Krishi Vikas Yojana (CSS) (State Share 40 per cent) (General)	258.41	258.41	273.61	273.61
	240100114 153	Krishi Unnati Yojana-National Mission on Oil Seed and Oil Palm-Mini Mission-1 (Oil Seeds) (ZP) (State Share 40 per cent)	937.36	937.36
	240100109 A82	National Mission for Sustainable Agriculture Sub- Mission on Agro forestry (C.S.S) (Central Share 60 per cent) (General)	79.00	79.00
	240100113 251	Krishi Unnati Yojana-Agriculture Mechanisation-Sub-Mission (Centrally Sponsored Scheme) (Central Share 60 per cent)	6,544.47	6,544.47	6,348.16	6,348.16
	240100109 A69	District Agriculture Festival Scheme (100 per cent State Scheme)	544.00	544.00

COMPARATIVE EXPENDITURE ON SUBSIDY - contd...

(₹ in lakh)

Department	Major Head	Description	Actuals for the year 2022-23				Actuals for the year 2021-22			
			State Fund		Central Assistance including CSS and CP	Total	State Fund		Central Assistance including CSS and CP	Total
			Scheme	Committed			Scheme	Committed		
Agriculture, Animal Husbandry, Dairy Development and Fisheries	240100109 444	Krishi Unnati Yojana-Sub-Mission on Support to State Agriculture Extension Programme for Extension Reforms (CSS) (Central Share 60 per cent)	2,245.80	2,245.80	3,310.87	3,310.87
	240100110 940	Weather based Fruit Crop Insurance Scheme	37,442.00	37,442.00	33,168.55	33,168.55
	240100110 B05	Supplementary Grant for Pradhanmantri Crop insurance Scheme (Committed)	800.00	800.00	862.49	862.49
	240100109 A83	National Mission for Sustainable Agriculture Sub- Mission on Agro forestry (C.S.S) (State Share 40 per cent) (General)	52.50	52.50
	240100110 442	Gopinath Munde Farmer Accident Insurance Scheme (State Plan)	3,529.53	3,529.53	7,499.64	7,499.64
	240500101 773	Pradhan Mantri Sampada Non Beneficiary Oriented Schemes (State Share 40 per cent) (Scheme)	41.52	41.52
	240100800 823	Krishi Unnati Yojana Financial Assiatance under Rashtriya Krishi Vikas Yojana (Schemes under Five Year Plan) (60 per cent Central share) (CSS)	4,560.00	4,560.00	9,060.00	9,060.00
	240100115 A64	Project on Climate Resilient Agriculture (External Share 70 per cent)	97,400.00	97,400.00	98,000.00	98,000.00
	240100102 924	Crop Pest Surveillance and Advisory Project (CROPSAP) (100 per cent State Plan)	1,749.26	1,749.26	1,245.65	1,245.65
	240100115 A65	Nanaji Deshmukh Krishi Sanjivani Prakalpa (Project on Climate Resilient Agriculture) (State Share 30 per cent) (Scheme)	36,771.32	36,771.32	32,375.20	32,375.20

COMPARATIVE EXPENDITURE ON SUBSIDY - contd...

(₹ in lakh)

Department	Major Head	Description	Actuals for the year 2022-23				Actuals for the year 2021-22			
			State Fund		Central Assistance including CSS and CP	Total	State Fund		Central Assistance including CSS and CP	Total
			Scheme	Committed			Scheme	Committed		
Agriculture, Animal Husbandry, Dairy Development and Fisheries	240100113 A91	State Sponsored Agricultural Mechanism Scheme (Scheme)	28,000.00	28,000.00	11,250.00	11,250.00
	240100113 250	Pradhanmantri Krishi Sinchan Yojana-Per drop more crop (micro irrigation) (Centrally Sponsored Schemes) (Central Share 60 per cent) (General)	31,200.00	31,200.00	15,600.00	15,600.00
	240100119 956	Krishi Unnati Yojana-Mission in Integrated Development of Horticulture (C.S.S.) (Central Share 60 per cent)	3,402.00	3,402.00	2,922.53	2,922.53
	240500101 750	Pradhan Mantri Matsya Sampada Beneficiary Oriented - (State Share 16 per cent) (Scheme) (General Male)	100.00	100.00	367.68	367.68
	240100113 A99	PMKSY per drop more crop crop (Micro Irrigation) (CSS) (State Share 40 per cent) (General) (Scheme)	20,800.00	20,800.00	18,988.00	18,988.00
	240100119 A88	Bhauasaheb Fundkar Horticulture Plantation Scheme (Scheme)	4,900.00	4,900.00	3,752.52	3,752.52
	240100113 873	Krishi Unnati Yojana-Agriculture Mechanisation-Sub-Mission (Centrally Sponsored Scheme) (State Share 40 per cent)	4,362.98	4,362.98	4,232.10	4,232.10
	240100119 450	Krishi Unnati Yojana-Mission on Integrated Development of Horticulture (Centrally Sponsored Scheme) (State Share 40 per cent)	2,268.00	2,268.00	1,948.62	1,948.62
	240100108 405	Krushi Unnati Yojana - National Food Security Mission - Sugarcane (C.S.S.) (60 per cent Central Share) (General)	65.44	65.44	65.92	65.92

COMPARATIVE EXPENDITURE ON SUBSIDY - contd...

(₹ in lakh)

Department	Major Head	Description	Actuals for the year 2022-23				Actuals for the year 2021-22			
			State Fund		Central Assistance including CSS and CP	Total	State Fund		Central Assistance including CSS and CP	Total
			Scheme	Committed			Scheme	Committed		
Agriculture, Animal Husbandry, Dairy Development and Fisheries	240100119 B02	Citrus Estate - State Scheme (Scheme)	920.71	920.71
	240500103 770	Pradhan Mantri Matsya Sampada Beneficiary Oriented Schemes (General Female) (Central Share 36 per cent) (Scheme)	192.10	192.10	379.82	379.82
	240100108 254	Krushhi Unnati Yojana-National Food Security Mission-Cotton (C.S.S.) (60 per cent Central Share) (General)	106.42	106.42	113.26	113.26
	240100109 443	Krishi Unnati Yojana-Sub-Mission on Support to State Agriculture Extension Programme for Extension Reforms (CSS) (State Share 40 per cent)	1,621.37	1,621.37	2,666.00	2,666.00
	240500102 759	Pradhan Mantri Matsya Sampada Beneficiary Oriented Schemes (General Male) (Central Share 24 per cent)(Scheme)	5.62	5.62
	240500101 753	Pradhan Mantri Matsya Sampada Beneficiary Oriented Schemes (General Female) (State Share 24 per cent) (Scheme)	231.00	231.00	1,026.22	1,026.22
	240500103 768	Pradhan Mantri Matsya Sampada Beneficiary Oriented Schemes (General Male) (Central Share 24 per cent) (Scheme)	100.00	100.00	186.99	186.99
	240500101 751	Pradhan Mantri Matsya Sampada Beneficiary Oriented Schemes (General Male) (State Share 16 per cent) (Scheme)	67.00	67.00	384.05	384.05
	240500102 760	Pradhan Mantri Matsya Sampada Beneficiary Oriented Schemes (General Male) (State Share 16 per cent) (Scheme)	3.74	3.74
	240500103 769	Pradhan Mantri Matsya Sampada Beneficiary Oriented Schemes (General Male) , (State Share 16 per cent)(Scheme)	67.00	67.00	124.66	124.66

COMPARATIVE EXPENDITURE ON SUBSIDY - contd...

(₹ in lakh)

Department	Major Head	Description	Actuals for the year 2022-23				Actuals for the year 2021-22			
			State Fund		Central Assistance including CSS and CP	Total	State Fund		Central Assistance including CSS and CP	Total
			Scheme	Committed			Scheme	Committed		
Agriculture, Animal Husbandry, Dairy Development and Fisheries	240500103 771	Pradhan Mantri Matsya Sampada Beneficiary Oriented Schemes (General/Female) (State Share 24 per cent) (Scheme)	128.06	128.06	253.13	253.13
	240300102 D25	Govardhan Govansh Seva Kendra	416.54	416.54
	240500101 772	Pradhan Mantri Matsya Sampada Non Beneficiary Oriented Schemes (Central Share 60 per cent) Scheme	62.28	62.28
	240500101 752	Pradhan Mantri Matsya Sampada Beneficiary Oriented Schemes (General Female) (Central Share 36 per cent) (Scheme)	346.00	346.00	1,510.27	1,510.27
	240100102 B33	Pradhan Mantri Micro Food Processing Industry Scheme (Centre Share 60 per cent) (Centrally Sponsored Scheme)	1,350.89	1,350.89	3,237.64	3,237.64
	240100800 A22	Krishi Unnati Yojana - Financial Assistance under Rashtriya Krishi Vikas Yojana (Schemes under five Year Plan) CSS (SS 40 per cent)	3,040.00	3,040.00	12,681.00	12,681.00
	240200101 A04	Krishi Unnati Yojana - Soil Health Card CSS (Central Share 60 per cent)	235.59	235.59
	240200101 A05	Krishi Unnati Yojana - Soil Health Card CSS (State Share 40 per cent)	157.05	157.05
	240100102 B34	Pradhan Mantri Micro Food Processing Industry Scheme (State Share 40 per cent) (Centrally Sponsored Scheme)	4,850.39	4,850.39	1,633.80	1,633.80
	240100105 820	Subsidy to meet expenditure for supply of DAP and Complex Fertilizers	1,718.97	1,718.97	905.74	905.74

COMPARATIVE EXPENDITURE ON SUBSIDY - contd...

(₹ in lakh)

Department	Major Head	Description	Actuals for the year 2022-23				Actuals for the year 2021-22				
			State Fund		Central Assistance including CSS and CP	Total	State Fund		Central Assistance including CSS and CP	Total	
			Scheme	Committed			Scheme	Committed			
Agriculture, Animal Husbandry, Dairy Development and Fisheries	240300107 D85	Subsidy For Distribution Of Bailing Machine (50 per cent Central Share)	190.00	190.00	
	240300102 D34	Distribution of 2 Deshi/Crossbreed Cows/Bufaloes on 50 per cent subsidy to farmers for agriculture allied activities (Scheme)	189.44	189.44	449.78	449.78	
	240300104 B86	Stall feeded supply of 10+1 goat unit to beneficiaries.	1,230.10	1,230.10	2,174.19	2,174.19	
	240300103 D24	Establishment of Intensive Poultry Development Blocks on Public Private Partnership Mode.	138.43	138.43	318.46	318.46	
	240500103 772	Pradhan Mantri Matsya Sampada Non Beneficiary Oriented Schemes (Central Share 60 per cent) Scheme	30.00	30.00	
	240500103 773	Pradhan Mantri Sampada Non Beneficiary Oriented Schemes (State Share 40 per cent) (Scheme)	20.00	20.00	
	240300106 D35	Distribution of 20 Goats + 2 Bucks on 50 per cent subsidy to farmers for agriculture allied activities (Scheme)	378.07	378.07	449.17	449.17
	240300107 D49	Fodder Production, Procurement and Distribution of Fodder Seed (60 per cent Central Share) (Scheme)	4.97	4.97
	240300107 D50	Fodder Production, Procurement and Distribution of Fodder Seed (40 per cent State Share) (Scheme)	3.31	3.31
	240400102 411	Subsidy for Conversion and Export of Excess Milk (Committed)	147.57	147.57

COMPARATIVE EXPENDITURE ON SUBSIDY - contd...

(₹ in lakh)

Department	Major Head	Description	Actuals for the year 2022-23				Actuals for the year 2021-22			
			State Fund		Central Assistance including CSS and CP	Total	State Fund		Central Assistance including CSS and CP	Total
			Scheme	Committed			Scheme	Committed		
Agriculture, Animal Husbandry, Dairy Development and Fisheries	240500103 127	Reimbursement of Sales Tax on High Speed Diesel	16,099.99	16,099.99	10,999.94	10,999.94
	440500103 348	Pradhan Mantri Matsya Sampada Non Beneficiary Oriented Schemes (State Share 40 per cent)	757.64	757.64
	Total	Agriculture, Animal Husbandry, Dairy Development and Fisheries	3,06,865.40	2,58,651.14	1,04,143.22	6,69,659.76	2,28,675.14	2,11,862.42	1,01,363.53	5,41,901.09
Industries, Energy and Labour	285100102 540	Scheme for Development of facilities and Infrastructure in approved Industrial cluster GOM contribution in GOI's Micro, SE, cluster Development Programme and IIUS	404.93	404.93	300.00	300.00
	285280102 008	Incentives under Package Scheme of Incentives	6,00,000.00	6,00,000.00	5,30,000.00	5,30,000.00
	281000102 090	Grants for installation of Solar Power Agricultural Pumps (State Share 5 per cent)	7,637.70	7,637.70	5,112.00	5,112.00
	285280102 048	Incentives to Cashew processing industry	440.00	440.00	424.92	424.92
	285280102 047	Incentives to Wine Industries	764.80	764.80	5,408.07	5,408.07
	280105199 570	Incentive for formation of charging system (Scheme)	210.00	210.00
	285100102 637	Maharashtra State Industrial Cluster Development Programme (MSICDP)	6,375.32	6,375.32	5,399.90	5,399.90
	285100105 532	Honey Centres	63.00	63.00
	280105104 560	Concession In Energy Tariff to Industrial Consumers (General) (Scheme)	3,38,796.00	3,38,796.00	1,35,000.00	1,35,000.00
	280105104 559	Concession In Energy Tariff to Textile Consumers (General)(Scheme)	97,185.00	97,185.00	1,18,700.00	1,18,700.00

COMPARATIVE EXPENDITURE ON SUBSIDY - contd...

(₹ in lakh)

Department	Major Head	Description	Actuals for the year 2022-23				Actuals for the year 2021-22			
			State Fund		Central Assistance including CSS and CP	Total	State Fund		Central Assistance including CSS and CP	Total
			Scheme	Committed			Scheme	Committed		
Industries, Energy and Labour	280105104 557	Concession in Energy Tariff to Agriculture Pump Consumers (General) (Scheme)	5,80,810.00	5,80,810.00	5,79,000.00	5,79,000.00
	280105104 558	Concession in Energy Tariff to Power loom Consumers (General) (Scheme)	2,05,037.34	2,05,037.34	1,34,997.19	1,34,997.19
	Total	Industries, Energy and Labour	12,36,519.29	6,01,204.80	18,37,724.09	9,78,509.09	5,35,832.99	15,14,342.08
Rural Development	250106101 A14	Financial Assistance to Rural Self Employment Training Institutes under Maharashtra State Rural Livelihood Mission (Central Share 100 per cent)	2,647.82	2,647.82	1,074.94	1,074.94
	250106101 290	Financial Assistance to other than Non-Scheduled Castes/Scheduled Tribes beneficiaries under MSRLM (Central Share) (60 per cent)	19,471.25	19,471.25	15,070.94	15,070.94
	250106101 A13	Start Up Village Entrepreneurship Programme (SVEP) (Central Share 60 per cent)	252.37	252.37
	250106101 A16	National Rural Economic Transformation Project (NRETP) (Central Share 60 per cent)	1,654.94	1,654.94
	250106101 A17	National Rural Economic Transformation Project (NRETP) (Central Share 60 per cent)	1,103.29	1,103.29
	250106101 277	Subsidy for Non Scheduled Castes/Schedules Tribes Beneficiaries of Maharashtra Rural Livelihoods Mission (State Share 40 per cent)	12,980.83	12,980.83	9,693.30	9,693.30

COMPARATIVE EXPENDITURE ON SUBSIDY - contd...

(₹ in lakh)

Department	Major Head	Description	Actuals for the year 2022-23				Actuals for the year 2021-22				
			State Fund		Central Assistance including CSS and CP	Total	State Fund		Central Assistance including CSS and CP	Total	
			Scheme	Committed			Scheme	Committed			
Rural Development	250106101 A07	Start up Gramin Village Entrepreneurship Programme (SVEP) (State Share 40 per cent)	168.24	168.24	
Total	Rural Development		37,858.13	37,858.13	9,693.30	16,566.49	26,259.79	
Food, Civil Supplies and Consumer Protection	240801101 068	Subsidy for Covering Deficit for Distribution of Foodgrain in Mumbai City and Muffisil Areas under National Food Security Scheme by POS Machine (Committed)	7,742.05	7,742.05	6,175.04	6,175.04	
	240801101 062	Subsidy for covering deficit under National Food Security Scheme	1,78,262.34	1,78,262.34	1,40,498.05	1,40,498.05	
	240801101 C411	Subsidy for covering deficit in Foodgrain Transactions	45,061.93	45,061.93	71,555.38	71,555.38	
	240801101 D028	Financial Assistance to Voluntary Consumer Organisation	42.91	42.91	67.21	67.21	
	240801101 080	Consumer Welfare (Corpus) Fund (State Share) (Committed)	500.00	500.00	
	240801101 077	Subsidy for 10 Rupees Thali Scheme (Scheme)	17,553.09	17,553.09	20,810.95	20,810.95	
	240801101 067	Subsidy for Covering Deficit in Foodgrain transaction(other than NFSA) for PoS Machine	297.79	297.79	383.88	383.88	
	240801101 069	Strengthening of Price Monitoring Cell (100 per cent Central Share)	5.40	5.40	
	240801101 083	Fortification of Rice and its Distribution under Public Distribution System(central Share 25 per cent) (Scheme)	113.67	113.67	
	240801102 072	Subsidy for payment of Food Security allowance by State Govt. in case of non-supply of entitled quantities of food grains to eligible beneficiaries as per the provision of National Food Security Act, 2013	0.16	0.16	
	240801101 053	Subsidy for covering deficit under Centrally Support Price Scheme	1,09,632.00	1,09,632.00	
	Total	Food, Civil Supplies and Consumer Protection		17,553.09	3,41,039.18	113.67	3,58,705.94	20,810.95	2,19,179.56	5.40	2,39,995.91

COMPARATIVE EXPENDITURE ON SUBSIDY - contd...

(₹ in lakh)

Department	Major Head	Description	Actuals for the year 2022-23				Actuals for the year 2021-22			
			State Fund		Central Assistance including CSS and CP	Total	State Fund		Central Assistance including CSS and CP	Total
			Scheme	Committed			Scheme	Committed		
Social Justice and Special Assistance	221602800 253	Gharkul Yojana for Scheduled Castes and Nav Boudh People (Urban) (S.C.P.)	50,000.00	50,000.00	7,500.00	7,500.00
	221603800 254	Gharkul Yojana for Scheduled Castes and Nav Boudh People (Rural) (S.C.P.)	75,000.00	75,000.00	56,250.00	56,250.00
	240500789 779	Central Sponsored beneficiary oriented Scheme under Pradhanmantri Matsyasampada Yojana (Central Share 36 per cent) (Scheme)	112.25	112.25	580.75	580.75
	285280789 A03	Bhart Ratna Dr. Babasaheb Ambedkar Incentive Scheme For Scheduled Castes Enterpreneurs (Scheme)	1,182.10	1,182.10	1,544.25	1,544.25
	240100789 B32	Bhausahab Fundkar Horticulture Plantation Scheme (Scheme)	168.00	168.00	36.45	36.45
	280105789 566	Concession in Energy Tariff to Agriculture Pump Consumers (Scheme)	29,695.00	29,695.00	39,286.00	39,286.00
	240100789 B26	Krishi Unnati Yojana Seeds Plantation Sub Mission (Central Share 60 per cent) (Scheme)	600.04	600.04
	240300789 E04	Development Scheme Under National Livestock Mission (Central Share 60 per cent) (Scheme)	139.79	139.79
	250106789 A12	Financial Assistance To Beneficiaries Under Mahila Kisan Sashaktikarn Pariyojana (State Share 40 per cent) (Scheme)	10.36	10.36
	250106789 A08	Financial Assistance Under MSRLM (Central Share 60 per cent) (Scheme)	21,259.69	21,259.69	7,500.00	7,500.00
250106789 A09	Financial Assistance Under Maharashtra State Rural Livelihood Mission(State Share 40 per cent) (Scheme)	14,173.11	14,173.11	5,000.00	5,000.00	

COMPARATIVE EXPENDITURE ON SUBSIDY - contd...

(₹ in lakh)

Department	Major Head	Description	Actuals for the year 2022-23				Actuals for the year 2021-22			
			State Fund		Central Assistance including CSS and CP	Total	State Fund		Central Assistance including CSS and CP	Total
			Scheme	Committed			Scheme	Committed		
Social Justice and Special Assistance	240100789 B27	Krishi Unnati Yojana Seeds Plantation Sub Mission (State Share 40 per cent) (Scheme)	170.01	170.01	400.00	400.00
	240100789 B08	Krishi Unnati Yojana Integrated Horticulture Development Mission (Central Share 60 per cent) (Scheme)	420.00	420.00	641.30	641.30
	240500789 780	Central Sponsored beneficiary oriented Scheme under Pradhanmantri Matsyasampada yojana (State Share 24 per cent) (Scheme)	74.83	74.83	387.34	387.34
	240300789 D79	Control On Economically Important Animal Diseases (Central Share 60 per cent) (Scheme)	60.00	60.00	60.00	60.00
	240300789 D80	Control On Economically Important Animal Diseases (State Share 40 per cent) (Scheme)	40.00	40.00	40.00	40.00
	240300789 D60	Fodder Production From Non Forest/ Waste Land/ Range Land/ Grass Land/ Non Areable Land (Central Share 60 per cent) (Scheme)	94.04	94.04
	240300789 D61	Fodder Production From Non Forest/ Waste Land/ Range Land/ Grass Land/ Non Areable Land (State Share 40 per cent) (Scheme)	62.69	62.69
	240300789 D78	Fodder Production, Procurement And Distribution Of Fodder Seeds Under National Livestock Mission (State Share 40 per cent) (Scheme)	5.37	5.37
	240300789 D77	Fodder Production, Procurement And Distribution Of Fodder Seeds Under National Livestock Mission (Central Share 60 per cent) (Scheme)	8.06	8.06

APPENDIX - II - *contd...*
COMPARATIVE EXPENDITURE ON SUBSIDY - *contd...*

(₹ in lakh)

Department	Major Head	Description	Actuals for the year 2022-23				Actuals for the year 2021-22			
			State Fund		Central Assistance including CSS and CP	Total	State Fund		Central Assistance including CSS and CP	Total
			Scheme	Committed			Scheme	Committed		
Social Justice and Special Assistance	240100789 B09	Krishi Unnati Yojana Integrated Horticulture Development Mission (State Share 40 per cent) (Scheme)	280.00	280.00	467.20	467.20
	240100789 B14	Krishi Unnati Yojana National Food Security Mission Cotton (Central Share 60 per cent) (Scheme)	13.42	13.42	11.22	11.22
	240100789 B15	Krishi Unnati Yojana National Food Security Mission Cotton (State Share 40 per cent) (Scheme)	8.94	8.94	7.48	7.48
	240100789 B12	Krishi Unnati Yojana National Food Security Mission Sugarcane (Central Share 60 per cent) (Scheme)	8.24	8.24	12.35	12.35
	240100789 B13	Krishi Unnati Yojana National Food Security Mission Sugarcane (State Share 40 per cent) (Scheme)	5.50	5.50	8.23	8.23
	240100789 B20	Krishi Unnati Yojana Paramparagat Krishi Vikas Yojana (Central Share 60 per cent) (Scheme)	33.73	33.73	89.97	89.97
	240100789 B21	Krishi Unnati Yojana Paramparagat Krishi Vikas Yojana (State Share 40 per cent) (Scheme)	22.48	22.48	59.98	59.98
	240100789 B16	Krishi Unnati Yojana- National Mission On Sustainable Agriculture (Central Share 60 per cent) (Scheme)	118.00	118.00	149.75	149.75
	240100789 B17	Krishi Unnati Yojana- National Mission On Sustainable Agriculture (State Share 40 per cent) (Scheme)	78.66	78.66	97.61	97.61
	240300789 D66	Livestock Insurance Scheme Special Component Plan For Exculding Gondia, Gadchiroli And Chandrapur District (Central Share 40 per cent) (Scheme)	110.00	110.00
	240300789 D67	Livestock Insurance Scheme Special Component Plan For Exculding Gondia, Gadchiroli And Chandrapur District (State Share 30 per cent) (Scheme)	82.50	82.50

APPENDIX - II - *contd...*
COMPARATIVE EXPENDITURE ON SUBSIDY - *contd...*

(₹ in lakh)

Department	Major Head	Description	Actuals for the year 2022-23				Actuals for the year 2021-22			
			State Fund		Central Assistance including CSS and CP	Total	State Fund		Central Assistance including CSS and CP	Total
			Scheme	Committed			Scheme	Committed		
Social Justice and Special Assistance	240300789 D63	National Livestock Insurance For Gondia Gadchiroli And Chandrapur District (State Share 30 per cent) (Scheme)	7.41	7.41
	240300789 D62	National Livestock Insurance For Gondia, Gadchiroli And Chandrapur District (Central Share 50 per cent) (Scheme)	12.35	12.35
	240100789 B24	National Mission For Sustainable Agriculture Sub Mission On Agro Forestry (Central Share 60 per cent) (Scheme)	15.18	15.18
	240100789 B25	National Mission For Sustainable Agriculture Sub Mission On Agro Forestry (State Share 40 per cent) (Scheme)	10.11	10.11
	240100789 B37	Prime Minister Formalization of Micro Food Processing Enterprises Scheme Central Share 60 per cent (Scheme)	508.36	508.36	314.74	314.74
	240100789 B38	Prime Minister Formalization of Micro Food Processing Enterprises Scheme State Share 40 per cent (Scheme)	509.64	509.64	122.94	122.94
	240300789 D88	Subsidy For Distribution Of Bailing Machine Under National Livestock Mission (Central Share 50 per cent)	30.00	30.00
	240100789 B18	Krishi Unnati Yojana Sub Mission On Agricultural Mechanisation (Central Share 60 per cent) (Scheme)	300.00	300.00	2,700.00	2,700.00
	240100789 B19	Krishi Unnati Yojana Sub Mission On Agricultural Mechanisation (State Share 40 per cent) (Scheme)	200.00	200.00	2,100.00	2,100.00
	240100789 B22	Krishi Unnati Yojana- Financial Assistance Under Rashtriya Krishi Vikas Yojana (Central Share 60 per cent) (Scheme)	680.00	680.00	1,728.00	1,728.00
	240100789 B23	Krishi Unnati Yojana- Financial Assistance Under Rashtriya Krishi Vikas Yojana (State Share 40 per cent) (Scheme)	454.00	454.00	1,152.00	1,152.00

COMPARATIVE EXPENDITURE ON SUBSIDY - contd...

(₹ in lakh)

Department	Major Head	Description	Actuals for the year 2022-23				Actuals for the year 2021-22			
			State Fund		Central Assistance including CSS and CP	Total	State Fund		Central Assistance including CSS and CP	Total
			Scheme	Committed			Scheme	Committed		
Social Justice and Special Assistance	240100789 B31	Krishi Unnati Yojana- Mission Agricultural Extension- Support To State Extension Programme For Extension Reforms (State Share 40 per cent) (Scheme)	224.22	224.22	306.40	306.40
	240100789 B10	Krishi Unnati Yojana- National Food Security Mission- Food Grain Crops (Central Share 60 per cent)	699.36	699.36	1,594.95	1,594.95
	240100789 B11	Krishi Unnati Yojana- National Food Security Mission- Food Grain Crops (State Share 40 per cent)	466.24	466.24	1,063.28	1,063.28
	240100789 B30	Krishi Unnati Yojana-Mission Agricultural Extension- Support To State Extension Programme For Extension Reforms (Central Share 60 per cent) (Scheme)	336.30	336.30	479.39	479.39
	240300789 E05	Rural Backyard Goat Development Scheme Under National livestock Mission (State Share 30 per cent) (Scheme)	69.89	69.89
	240300789 E20	Rural Backyard Pig Development Scheme Under National Livestock Mission (Central Share 60 per cent) (Scheme)	31.50	31.50
	240300789 D73	Poultry Farming By Rearing 1000 Broiler Birds (Scheme)	1,144.13	1,144.13	479.25	479.25
	222501789 F45	Pradhan Mantri Adarsh Gram Yojana (Centrally Sponsored Scheme) (Scheme)	2,735.60	2,735.60
	240100789 B28	Pradhan Mantri Krishi Sinchan Yojana- Per Drop More Crop (Micro Irrigation) (Central Share 60 per cent) (Scheme)	1,200.00	1,200.00	2,160.00	2,160.00
	240100789 B29	Pradhan Mantri Krishi Sinchan Yojana- Per Drop More Crop (Micro Irrigation) (State Share 40 per cent) (Scheme)	800.00	800.00	1,000.00	1,000.00
	240300789 E21	Rural Backyard Pig Development Scheme Under National Livestock Mission(Central Share 60 per cent) (Scheme)	15.75	15.75

COMPARATIVE EXPENDITURE ON SUBSIDY - contd...

(₹ in lakh)

Department	Major Head	Description	Actuals for the year 2022-23				Actuals for the year 2021-22			
			State Fund		Central Assistance including CSS and CP	Total	State Fund		Central Assistance including CSS and CP	Total
			Scheme	Committed			Scheme	Committed		
Social Justice and Special Assistance	240300789 D74	Stall Feeded Supply of 10+1 Goat Unit to Beneficiaries (Scheme)	1,729.13	1,729.13	599.07	599.07
	222501789 F31	Subsidies to New Entrepreneurs of Scheduled Castes and Nav Boudhas (S.C.C.P.) Scheme	84.60	84.60	569.84	569.84
	222501793 A022	Subsidy to Mahatma Phule Backward Class Development Corporation Limited, Mumbai (C.S.P. 100 per cent)	1,295.52	1,295.52
	240300789 D72	Supply Of Milch Cross Breed Cows and Buffaloes To Individual Beneficiaries (Scheme)	2,900.86	2,900.86	598.63	598.63
	222501789 E43	District Thane	26.00	26.00	35.00	35.00
	222501789 E44	District Raigad	60.00	60.00	80.00	80.00
	222501789 E45	District Ratnagiri	300.00	300.00	222.20	222.20
	222501789 E46	District Sindhudurg	112.00	112.00	150.00	150.00
	222501789 E47	District Pune	100.50	100.50	60.50	60.50
	222501789 E48	District Satara	150.00	150.00	250.00	250.00
	222501789 E49	District Sangli	150.10	150.10	200.05	200.05
	222501789 E50	District Solapur	400.00	400.00	500.00	500.00
	222501789 E51	District Kolhapur	200.00	200.00	240.00	240.00
	222501789 E52	District Nashik	100.00	100.00	200.00	200.00
	222501789 E53	Various Districts(**)	18,299.26	18,299.26	19,856.77	19,856.77
		Total	Social Justice And Special Assistance	1,81,801.68	48,145.07	2,29,946.75	1,28,658.01	30,682.95

(**) Amount comprises of subsidy for schemes of different districts

APPENDIX - II - contd...
COMPARATIVE EXPENDITURE ON SUBSIDY - contd...

(₹ in lakh)

Department	Major Head	Description	Actuals for the year 2022-23				Actuals for the year 2021-22			
			State Fund		Central Assistance including CSS and CP	Total	State Fund		Central Assistance including CSS and CP	Total
			Scheme	Committed			Scheme	Committed		
Planning	240500120 492	Assistance to Fishermen's Co-operative Societies	6.50	6.50	6.00	6.00
	242500107 199	Dr. Panjabrao Deshmukh Interest Rebate Scheme	769.98	769.98
	240400102 376	Integrated Dairy Development Programme	25.00	25.00	16.18	16.18
	240500101 330	Fish Farming in impounded water	0.10	0.10	0.20	0.20
	240500120 147	Concession to Fisheries Co-operative Societies Electricity Charges	4.06	4.06	3.36	3.36
	240500800 198	Fishery Requisitesities	0.20	0.20	0.20	0.20
	240602110 765	Compensation to farmers for Damages caused by Wildlife	3.00	3.00	2.50	2.50
	240500101 350	Fish Farming in impounded water	0.20	0.20
	240500101 503	Assistance to Fisherman Co-operative Societies	0.15	0.15
	242500107 219	Dr. Panjabrao Deshmukh Interest Rebate Scheme	199.99	199.99	200.00	200.00
	242500107 223	Dr. Panjabrao Deshmukh Interest Rebate Scheme	300.00	300.00	300.00	300.00
	240500120 496	Assistance to Fishermens Co-operatives societies	4.97	4.97
	242500107 195	Dr Panjabrao Deshmukh Interest Rebate Scheme	670.20	670.20	199.99	199.99
	242500107 201	Dr. Panjabrao Deshmukh Interest Rebate Scheme	78.44	78.44	99.96	99.96
	242500107 173	Dr. Panjabrao Deshmukh Interest Rebate Scheme	900.00	900.00	900.00	900.00
	240602110 771	Compensation to Farmers for Damages caused by Wildlife	4.00	4.00
242500107 167	Dr. Panjabrao Deshmukh Interest Rebate Scheme	1,291.61	1,291.61	1,099.97	1,099.97	

COMPARATIVE EXPENDITURE ON SUBSIDY - contd...

(₹ in lakh)

Department	Major Head	Description	Actuals for the year 2022-23				Actuals for the year 2021-22			
			State Fund		Central Assistance including CSS and CP	Total	State Fund		Central Assistance including CSS and CP	Total
			Scheme	Committed			Scheme	Committed		
Planning	242500107 211	Dr Panjabrao Deshmukh Interest Rebate Scheme	80.00	80.00	70.00	70.00
	242500107 215	Dr Panjabrao Deshmukh Interest Rebate Scheme	250.04	250.04	399.99	399.99
	242500107 217	Dr Panjabrao Deshmukh Interest Rebate Scheme	146.41	146.41	156.96	156.96
	242500107 159	Dr. Panjabrao Deshmukh Interest Rebate Scheme	65.00	65.00	169.77	169.77
	242500107 161	Dr. Panjabrao Deshmukh Interest Rebate Scheme	84.85	84.85	227.44	227.44
	242500107 169	Dr. Panjabrao Deshmukh Interest Rebate Scheme	1,300.00	1,300.00	1,270.16	1,270.16
	242500107 185	Dr. Panjabrao Deshmukh Interest Rebate Scheme	150.00	150.00	100.00	100.00
	242500107 203	Dr. Panjabrao Deshmukh Interest Rebate Scheme	100.49	100.49	199.99	199.99
	242500107 205	Dr. Panjabrao Deshmukh Interest Rebate Scheme	9.91	9.91	164.08	164.08
	242500107 213	Dr. Panjabrao Deshmukh Interest Rebate Scheme	169.83	169.83	164.99	164.99
	242500107 209	Dr. Punjabrao Deshmukh Interest Rebate Scheme	299.99	299.99	300.00	300.00
	242500107 165	Dr.Panjabrao Deshmukh Interest Rebate Scheme	100.00	100.00	95.97	95.97
	240300109 B49	Exhibition and Extension Programme for Live Stock Conservation	1.00	1.00	1.00	1.00
	220400104 263	Development of Playground	610.74	610.74	240.30	240.30
	285100110 193	Development of Sericulture Industry	8.62	8.62	7.57	7.57
345100101 262	Other District Schemes	3.00	3.00	

COMPARATIVE EXPENDITURE ON SUBSIDY - contd...

(₹ in lakh)

Department	Major Head	Description	Actuals for the year 2022-23				Actuals for the year 2021-22				
			State Fund		Central Assistance including CSS and CP	Total	State Fund		Central Assistance including CSS and CP	Total	
			Scheme	Committed			Scheme	Committed			
Planning	240500120 405	Management Assistance	10.95	10.95	3.91	3.91	
	242500107 221	Dr. Panjabrao Deshmukh Interest Rebate Scheme	99.40	99.40	98.51	98.51	
	345100101 267	Other District Schemes	50.09	50.09	405.56	405.56	
	240500120 146	Preservation Transport and Marketing	9.23	9.23	9.74	9.74	
	240500120 483	Preservation Transport and Marketing	96.20	96.20	6.50	6.50	
	220500105 363	Establishment, Construction and Development of Public Libraries	10.00	10.00	
	242500107 175	Dr. Panjabrao Deshmukh Interest Rebate Scheme	799.93	799.93	1,150.00	1,150.00	
	220400104 470	Grant-in-aid to Gymnasium	343.25	343.25	359.70	359.70	
	270201103 943	Survey works under Irrigation Scheme (0 to 100 Hector)	31.29	31.29	30.00	30.00	
	242500107 183	Dr. Panjabrao Deshmukh Interest Rebate Scheme	303.06	303.06	
	242500107 207	Dr. Panjabrao Deshmukh Interest Rebate Scheme	425.00	425.00	400.00	400.00	
	242500107 187	Dr. Panjabrao Deshmukh Interest Rebate Scheme	300.00	300.00	300.00	300.00	
	242500107 189	Dr. Panjabrao Deshmukh Interest Rebate Scheme	49.75	49.75	49.70	49.70	
	242500107 191	Dr. Panjabrao Deshmukh Interest Rebate Scheme	34.82	34.82	20.91	20.91	
	242500107 193	Dr. Panjabrao Deshmukh Interest Rebate Scheme	299.76	299.76	265.54	265.54	
	242500107 197	Dr. Panjabrao Deshmukh Interest Rebate Scheme	558.00	558.00	510.29	510.29	
	440500195 195	Management Assistance	0.28	0.28	
		Total	Planning	9,971.28	9,971.28	11,094.95	11,094.95

COMPARATIVE EXPENDITURE ON SUBSIDY - contd...

(₹ in lakh)

Department	Major Head	Description	Actuals for the year 2022-23				Actuals for the year 2021-22			
			State Fund		Central Assistance including CSS and CP	Total	State Fund		Central Assistance including CSS and CP	Total
			Scheme	Committed			Scheme	Committed		
Tribal Development	250101796 A05	Finacial Assistances to Schedule Tribes for mahila Kisan Sahaktikaran pariyojana (40 per cent State share)	281.01	281.01
	240100796 A55	Krishi Unnati Yojana-National Food Security Mission - Food Grain Crops (CSS) (Central Share 60 per cent)	610.24	610.24	1,748.78	1,748.78
	240100796 A56	Krishi Unnati Yojana - National Food Security Mission - Food Grain Crops (CSS) (State Share 40 per cent) (TASP)	406.83	406.83	1,051.85	1,051.85
	240100796 A57	Krishi Unnati Yojana - National Food Security Mission - Commercial Crops-Cotton (CSS) (Central Share 60 per cent) (TASP)	11.70	11.70	6.23	6.23
	240100796 A59	Krishi Unnati Yojana - National Food Security Mission - Commerical Crops-Sugarcane (CSS) (Central Share 60 per cent) (TASP)	7.20	7.20	3.63	3.63
	240100796 A44	Krishi Unnati Yojana - Agriculture Mechanisation Sub Mission (CSS) (State Share 40 per cent) (TASP)	667.00	667.00
	240100796 A61	Pradhan Mantri Krushi Sinchan Yojana Per Drop More Crop (Micro Irrigation) (CSS) (Central Share 60 per cent)	1,000.00	1,000.00	2,400.00	2,400.00
	240100796 A45	Krishi Unnati Yojana-Agriculture Mechanisation Sub-Mission (CSS) (Central Share 60 per cent) (TASP)	1,000.00	1,000.00
	250560796 A13	Pradhan Mantri Awas Yojana (Rural) (State Share 40 per cent) (CSS) (Scheme)	52,716.47	52,716.47	21,051.82	21,051.82
	240100796 A02	Centrally Sponsored Mission for Integrated Development of Horticulture(Central Share 60 per cent)	378.00	378.00	167.00	167.00
	240100796 A01	Centrally Sponsored Mission Integrated Development of Horticulture (State Share 40 per cent)	252.00	252.00	111.78	111.78

APPENDIX - II - *contd...*
Comparative Expenditure on Subsidy - *contd...*

(₹ in Lakh)

Department	Major Head	Description	Actuals for the year 2022-23				Actuals for the year 2021-22			
			State Fund		Central Assistance including CSS and CP	Total	State Fund		Central Assistance including CSS and CP	Total
			Scheme	Committed			Scheme	Committed		
Tribal Development	250101796 293	Training to Pancha, Sarpancha, Secretaries, Non-Government officials under Rajiv Gandhi Panchayat Sashaktikaran Abhiyan (Central Share)	0.50	0.50
	250560796 299	Pradhan Mantri Awas Yojana (Gramin) (Central Share 60 per cent)	79,074.71	79,074.71	2,515.34	2,515.34
	240100796 A89	Bhusaheb Phundkar Horticulture Plantation Scheme (Scheme)	21.00	21.00	11.18	11.18
	240100796 A51	Krishi Unnati Yojana - Sub Mission on Agricultural Extension Support to State Extension Programmes for Extension Reforms (Central Share 60 per cent)	267.90	267.90	460.77	460.77
	240100796 A52	Krishi Unnati Yojana-Sub Mission on Agricultural Extension-Support to state Extension Programmes for Extension Reforms (CSS) (State Share 40 per cent) (Scheme)	178.60	178.60	327.15	327.15
	240100796 A53	National Mission on Sustainable Agriculture Rainfed Area Development and Climate Change Sustainable Agriculture, Monitoring, Modelling and Networking programme (CSS) (Central Share 60 per cent) (TASP)	94.00	94.00	119.62	119.62
	240100796 A54	National Mission on Sustainable Agriculture Rainfed Area development and Climate Change sustainable Agriculture, Monitoring, Modelling and Networking Programme (CSS) (State Share 40 per cent) (TASP)	62.66	62.66	79.77	79.77
	240100796 A58	Krishi Unnati Yojana - National Food Security Mission - Commerical Crops-Cotton (CSS) (State Share 40 per cent) (TASP)	7.80	7.80	4.15	4.15
	240100796 A60	Krishi Unnati Yojana - National Food Security Mission - Commerical Crops-Sugarcane (CSS) (State Share 40 per cent) (TASP)	4.80	4.80	2.42	2.42

COMPARATIVE EXPENDITURE ON SUBSIDY - contd...

(₹ in lakh)

Department	Major Head	Description	Actuals for the year 2022-23				Actuals for the year 2021-22			
			State Fund		Central Assistance including CSS and CP	Total	State Fund		Central Assistance including CSS and CP	Total
			Scheme	Committed			Scheme	Committed		
Tribal Development	240100796 A76	Krishi Unnati Yojana - Paramparagat Krishi Vikas Yojana (60 per cent Central Share)	28.33	28.33	33.62	33.62
	240100796 A77	Krishi Unnati Yojana Paramparagat Krishi Vikas Yojana (40 per cent State Share)	18.88	18.88	22.74	22.74
	240100796 A80	Planting fruit trees and vegetables in Tribal family homestead (Scheme)	33.00	33.00	17.99	17.99
	240100796 A84	National sustainable agriculture mission-Sub mission on agro forestry (Central share 60 per cent)	11.56	11.56
	240100796 A85	National sustainable agriculture mission-Sub mission on agro forestry (State share 40 per cent)	7.70	7.70
	240100796 A62	Krishi Unnati Yojana - Sub Mission on Seeds and Planting Material Centrally Sponsored Scheme (Central Share 60 per cent)	329.06	329.06
	240300796 D84	Production, Procurement And Distribution of Fodder Seed (State Share 40 per cent)	1.51	1.51
	280105796 561	Concession in Energy Tariff to Agriculture Pump Consumers (TASP) (State Level Scheme) (Scheme)	24,942.00	24,942.00	39,279.00	39,279.00
	240300796 D93	Distribution of Bailing Machine (Central share 50 per cent) (Scheme)	50.00	50.00
	240300796 D91	Distribution of Broiler Birds to encourage poultry business under innovative poultry production programme of National Livestock Mission (Central share 60 per cent) (Scheme)	15.00	15.00

COMPARATIVE EXPENDITURE ON SUBSIDY - contd...

(₹ in lakh)

Department	Major Head	Description	Actuals for the year 2022-23				Actuals for the year 2021-22			
			State Fund		Central Assistance including CSS and CP	Total	State Fund		Central Assistance including CSS and CP	Total
			Scheme	Committed			Scheme	Committed		
Tribal Development	240300796 D92	Distribution of Broiler Birds to encourage poultry business under innovative poultry production programme of National Livestock Mission (State share 40 per cent) (Scheme)	10.00	10.00
	240100796 A63	Krishi Unnati Yojana - Sub Mission on Seeds and Planting Material Centrally Sponsored Scheme (State Share 40 per cent)	219.37	219.37	142.13	142.13
	240500796 776	Pradhan Mantri Matsya Sampada Yojana	2.02	2.02	329.98	329.98
	240500796 777	Pradhan Mantri Matsya Sampada Yojana (State Share 24 per cent) (Scheme)	1.34	1.34	219.72	219.72
	240100796 B35	Prime Minister Formalization of Micro Food Processing Enterprises Scheme (PMFME) (Central Share 60 per cent) (Scheme)	293.77	293.77	268.85	268.85
	240100796 B36	Prime Minister Formalization of Micro Food Processing Enterprises Scheme (PMFME) (State Share 40 per cent) (Scheme)	250.00	250.00	38.07	38.07
	240300796 D83	Production, Procurement And Distribution Of Fodder Seed (Central Share 60 per cent)	2.27	2.27
	240300796 E08	Rural Backyard Goat Development Scheme (Central Share 60 per cent) (Scheme)	60.19	60.19
	240300796 E09	Rural Backyard Goat Development Scheme (State Share 30 per cent) (Scheme)	30.10	30.10
	250101796 296	Financial Assistance for Maharashtra State Rural Livelihood Mission (Central Share)	9,090.21	9,090.21	6,155.52	6,155.52
240100796 A46	Pradhan Mantri Krishi Sinchan Yojana Per drop More Crop (Micro Irrigation) (District Level Scheme) (CSS) (State Share 40 per cent) (TASP)	666.00	666.00	1,600.00	1,600.00	

COMPARATIVE EXPENDITURE ON SUBSIDY - contd...

(₹ in lakh)

Department	Major Head	Description	Actuals for the year 2022-23				Actuals for the year 2021-22			
			State Fund		Central Assistance including CSS and CP	Total	State Fund		Central Assistance including CSS and CP	Total
			Scheme	Committed			Scheme	Committed		
Tribal Development	240300796 E10	Rural Backyard Pig Development Scheme (Central Share 60 per cent) (Scheme)	15.75	15.75
	240300796 E11	Rural Backyard Pig Development Scheme (State Share 30 per cent) (Scheme)	7.88	7.88
	240100796 A75	Financial Assistance Krishi Unnati Yojana - Rashtriya Krishi Vikas Yojana (State Share 40 per cent)	337.67	337.67	844.00	844.00
	240100796 A74	Financial Assistance Krishi Unnati Yojana - Rashtriya Krishi Vikas Yojana (60 per cent Central Share)	505.00	505.00	1,267.00	1,267.00
	285280796 A01	Incentives for Scheduled Tribes Entrepreneurs under Special Package Scheme of Incentives	140.00	140.00
	222502796 E32	Various Districts (**)	5,061.34	5,061.34	4,542.80	4,542.80
	Total	Tribal Development	30,143.34	1,46,982.48	1,77,125.82	43,850.97	43,018.49	86,869.46
Co-operation, Marketing and Textiles	285100110 598	Scheme for interest subsidy on long term loan to textile project link to Centrally sponsored TUF Scheme	6,515.06	6,515.06	11,694.29	11,694.29
	242500107 142	Assistance to Onion Produce Farmers (Non-Plan)	1,011.60	1,011.60
	242500195 253	Assistance to Soyabean Producing Farmers in the State	161.52	161.52
	242500107 100	Dr. Panjabrao Deshmukh Interest Rebate Scheme	43,023.91	43,023.91	11,997.99	11,997.99
	242500195 257	Centrally Sponsored Project For Computerisation Of Primary Agriculture Credit Societies, Central Share - 60 per cent	1,854.33	1,854.33
	242500107 150	Interest Subsidy of 1 percent providing Short Term Loan to the Farmers	9,500.00	9,500.00	6,250.00	6,250.00
	285100110 526	Establishment of Textile Park (Centrally Sponsored) (State Share)	420.00	420.00	377.32	377.32

(**) Amount comprises of subsidy for schemes of different districts

APPENDIX - II - contd...
COMPARATIVE EXPENDITURE ON SUBSIDY - contd...

(₹ in lakh)

Department	Major Head	Description	Actuals for the year 2022-23				Actuals for the year 2021-22			
			State Fund		Central Assistance including CSS and CP	Total	State Fund		Central Assistance including CSS and CP	Total
			Scheme	Committed			Scheme	Committed		
Co-operation, Marketing and Textiles	242500108 059	Managerial subsidy to Maharashtra State Co-operative Spinning Mills Federation Limited, Mumbai	35.00	35.00	37.50	37.50
	242500107 252	Assistance for strengthening of District Central Co-operative Banks under short term Co-operative Credit structure	7,000.00	7,000.00	43,000.00	43,000.00
	242500108 241	Subsidy to Maharashtra State Co-operative Marketing Federation Limited for ancillary expenditure on account of making payment of farmers produce purchased through NAFED	1,141.20	1,141.20	75.00	75.00
	242500800 244	Repayment of Loan borrowed by Farmers from licensed Lender	487.57	487.57	374.60	374.60
	285100107 658	Under Sericulture Programme creation of basic infrastructure and strengthening of existing infrastructure under State Textile Policy 2018-23 (Scheme)	699.41	699.41	59.62	59.62
	242500195 258	Centrally Sponsored Project for Computerization of Primary Agriculture Credit Societies, State Share - 40 per cent (Scheme)	7,417.34	7,417.34
	242500108 126	Subsidy to Co-operative Lift Irrigation Schemes	93.15	93.15	174.66	174.66
	285100110 656	Capital Subsidy in lieu of interest subsidy to the Textile Projects under the State Textile Policy 2011-17	22,248.60	22,248.60	4,500.00	4,500.00
	285100110 655	Capital Subsidy to Self Financed Textile Projects under the State Textile Policy 2011-17	2,240.00	2,240.00	554.94	554.94
	242500195 251	Financial Assistance for strengthening of Primary Agricultural credit co-operative societies under short term co-operative credit structure	1,400.00	1,400.00	1,999.33	1,999.33
	242500800 245	Waiver of interest on loan of the farmers affected by Unseasonal rain and Hailstorm	27.30	27.30
	243560101 014	Mahatma Jyotirao Phule Farmer Loan Waiver Scheme	14,070.00	14,070.00	39,275.00	39,275.00
	285100110 604	10 per cent capital subsidy to modernisation of Minority Powerloom Unit	35.01	35.01

APPENDIX - II - *concl.*
COMPARATIVE EXPENDITURE ON SUBSIDY - *concl.*

(₹ in lakh)

Department	Major Head	Description	Actuals for the year 2022-23				Actuals for the year 2021-22			
			State Fund		Central Assistance including CSS and CP	Total	State Fund		Central Assistance including CSS and CP	Total
			Scheme	Committed			Scheme	Committed		
	243560101 018	Incentive Benefit Scheme under Mahatma Jotirao Shetkari Karj Mukti Yojana (State Level) (Scheme)	5,44,065.00	5,44,065.00
	285100110 599	10 Per cent Capital Subsidy to New Textile unit in Marathwadw Vidharbha and North Maharashtra	530.77	530.77
	285100110 670	Assistance for payment of arrears of Fifth Pay Commission to the employees of Maharashtra State Handloom Corporation Ltd., Nagpur (Committed)	160.78	160.78
	Total	Co-operation, Marketing and Textiles	6,45,420.72	2,510.10	16,206.73	6,64,137.55	1,19,880.43	112.50	377.32	1,20,370.25
Water Supply and Sanitation	221502107 218	Swachh Bharat Mission (Centrally Sponsored Scheme) (State Share)	135.31	135.31
	Total	Water Supply and Sanitation	135.31	135.31
Maharashtra Legislature Secretariat	201102101 009	Financial Assistance towards the Payment of Interest on Loans for purchase of Motor vehicle for the Members of Legislative Assembly	25.10	25.10	29.72	29.72
	201102102 010	Financial Assistance towards the Payment of Interest on loans for purchase of Motor Vehicles for the Members of Legislative Council	3.84	3.84	5.04	5.04
	Total	Maharashtra Legislature Secretariat	28.94	28.94	34.76	34.76
Soil and Water Conservation	240200102 A23	Excavation (Earthmovers) Machinery Interest Assistance Scheme (Scheme)	209.97	209.97	499.98	499.98
	Total	Soil and Water Conservation	209.97	209.97	499.98	499.98
		Total :	24,31,017.67	15,31,234.16	3,53,584.61	43,15,836.44	15,41,683.62	11,80,022.23	1,92,014.18	29,13,720.03



APPENDIX - III
GRANTS-IN-AID/ASSISTANCE GIVEN BY THE STATE GOVERNMENT
(INSTITUTION-WISE AND SCHEME-WISE)

(₹ in lakh)

Recipients	Scheme	TCS/ SCCS/ Normal/ FC/EAP	2022-23					2021-22				
			State Fund		Central Assistance (Including CSS/CS)	Total	Of the Total amount released, amount sanctioned for creation of assets	State Fund		Central Assistance (Including CSS/CS)	Total	Of the Total amount released, amount sanctioned for creation of assets
			Scheme	Committed				Scheme	Committed			
Panchayat Raj Institution	Grant-in-aid to Zilla Parishad under various schemes	Normal	2,26,170.29	3,44,799.90	5,70,970.19	41,525.36	2,48,191.99	21,20,752.66	23,68,944.65	29,875.70
	L.I.C loan dues for rural drinking water supply schemes	Normal	852.98	852.98	1,043.91	1,043.91
	Construction of Anganwadi Buildings under various schemes	Normal	25,831.68	25,831.68	3,392.40	27,211.41	27,211.41	3,677.88
	Grants to VPs/ZPs for various schemes	Normal	1,781.98	1,781.98	54.00	54.00
	Training to Panchas, Sarpanchas, Secretaries, Non Officials etc .	Normal	494.66	494.66	264.69	264.69
Mahatma Phule Krishi Vidyapeeth	GIA to Mahatma Phule Krishi Vidyapeeth	Normal	12,485.83	50,738.26	63,224.09	9500.00	5,174.91	18,960.97	250.00	24,385.88	4,499.91
Babasaheb Ambedkar Marathwada University, Aurangabad	Development of Dr. Babasaheb Ambedkar Marathwada University, Aurangabad	Normal	150.44	150.44	107.96	107.96

CSS : Centrally Sponsored Scheme, CS : Central Scheme, TCS : Tribal Component Schemes, SCCS : Scheduled Caste Component Schemes, FC : Finance Commission, EAP : Externally Aided Project

APPENDIX - III - contd..
GRANTS-IN-AID/ASSISTANCE GIVEN BY THE STATE GOVERNMENT
(INSTITUTION-WISE AND SCHEME-WISE)

(₹ in lakh)

Recipients	Scheme	TCS/ SCCS/ Normal/ FC/EAP	2022-23					2021-22				
			State Fund		Central Assistance (Including CSS/CS)	Total	Of the Total amount released, amount sanctioned for creation of assets	State Fund		Central Assistance (Including CSS/CS)	Total	Of the Total amount released, amount sanctioned for creation of assets
			Scheme	Committed				Scheme	Committed			
District Rural Development Agency	Pradhan Mantri Awas Yojana-Special Component Plan	TCS	4,834.50	383.64	5,218.14
	Pradhan Mantri Awas Yojana-State Plan Scheme	Normal	2,59,211.26	2,59,211.26	48,218.50	48,218.50
Swami Ramanand Teerth Marathwada University, Nanded	Development of Swami Ramanand Teerth Marathwada University, Nanded	Normal	1,409.96	1,409.96	483.00	483.00
Dr. Balasaheb Sawant Konkan Krishi Vidyapeeth	Grant in aid to Dr. Balasaheb Sawant Konkan Krishi Vidyapeeth	Normal	1,983.35	10,653.65	12,637.00	483.00	11,965.06	10,392.96	183.31	22,541.33	709.00
Maharashtra Jeevan Pradhikaran	Grant-in-aid to Maharashtra Jeevan Pradhikaran	Normal	86,391.27	86,391.27	42,888.67	42,888.67
Vasantdada Sugar Research Institute, Pune	Grants-in-aid to Sugar Research	Normal	500.00	500.00	1,000.00	1,000.00
Yashwantrao Chavan Institute of Development Administration, Pune	Grant-in aid to Yashwantrao Chavan Institute of Development Administration, Pune	Normal	100.00	274.43	374.43	294.03	294.03

APPENDIX - III - *contd...*
GRANTS-IN-AID/ASSISTANCE GIVEN BY THE STATE GOVERNMENT
(INSTITUTION-WISE AND SCHEME-WISE)

(₹ in lakh)

Recipients	Scheme	TCS/ SCCS/ Normal/ FC/EAP	2022-23					2021-22				
			State Fund		Central Assistance (Including CSS/CS)	Total	Of the Total amount released, amount sanctioned for creation of assets	State Fund		Central Assistance (Including CSS/CS)	Total	Of the Total amount released, amount sanctioned for creation of assets
			Scheme	Committed				Scheme	Committed			
District Rural Development Agency	Grant-in-aid to District Rural Development Agency	Normal	3,449.95	3,449.95	1,336.53	1,336.53
Sant Rohidas Leather and Charmakar Development Corporation Limited, Mumbai	Sant Rohidas Leather and Charmakar Development Corporation Limited, Mumbai - Subsidiaries	Normal	778.96	778.96	880.24	880.24
Lokshahir Annabhau Sathé Mahamandal, (Matang Unnati Mahamandal)	Grant-in-aid to Lokshahir Annabhau Sathé Mahamandal (Matang Unnati Mahamandal)	Normal	245.00	245.00	2,275.00	2,275.00
Mahatma Phule Backward Class Development Corporation	Grant-in-aid to Mahatma Phule Backward Class Development Corporation	Normal	2,369.68	2,369.68	1,550.00	1,550.00
Vasantrao Naik Vimukta Jati/Nomadic Tribes Development Corporation	Grant-in-aid to Vasantrao Naik Vimukta Jati/Nomadic Tribes Development Corporation (and Schemes for the Special Backward Classes)	Normal	840.45	840.45	10,000.00	809.54	10,809.54

APPENDIX - III - contd..
GRANTS-IN-AID/ASSISTANCE GIVEN BY THE STATE GOVERNMENT
(INSTITUTION-WISE AND SCHEME-WISE)

(₹ in lakh)

Recipients	Scheme	TCS/ SCCS/ Normal/ FC/EAP	2022-23					2021-22				
			State Fund		Central Assistance (Including CSS/CS)	Total	Of the Total amount released, amount sanctioned for creation of assets	State Fund		Central Assistance (Including CSS/CS)	Total	Of the Total amount released, amount sanctioned for creation of assets
			Scheme	Committed				Scheme	Committed			
Maharashtra State Khadi and Village Industries Board, Mumbai	Grant-in-aid to Maharashtra State Khadi and Village Industries Board, Mumbai	SCCS	6,292.49	6,292.49	5,700.77	5,700.77
Maharashtra State Co-operative Tribal Development Corporation	Financial Assistance to Maharashtra State Co-operative Tribal Development Corporation	TCS	3,196.00	3,196.00	3,212.50	3,212.50
Dr. Babasaheb Ambedkar Research and Training Institute, Pune	Workshop and Training Programme by Dr. Babasaheb Ambedkar Research and Training Institute, Pune	SCCS	24,500.00	24,500.00	25,500.00	25,500.00
North Maharashtra University, Jalgaon	Development of North Maharashtra University, Jalgaon	Normal	1,111.40	1,111.40
Maharashtra State Electricity Distribution Company	Grant to Maharashtra State Electricity Distribution Company	Normal	3,500.00	3,500.00	3,500.00	42,061.67	42,061.67	600.00
School Education and Literacy	School Nutrition Programme	TSP	23,283.52	23,283.52	9,180.53	9,180.53
Director of Libraries	Assistance to Central, District and Taluka Libraries	Normal	21,262.48	21,262.48	260.85	11,251.50	11,512.35
Schools	Grant-in-aid to Ordinary Secondary Schools	Normal	9,030.42	22,07,304.19	22,16,334.61	7,640.92	19,59,639.56	19,67,280.48

APPENDIX - III - contd..
GRANTS-IN-AID/ASSISTANCE GIVEN BY THE STATE GOVERNMENT
(INSTITUTION-WISE AND SCHEME-WISE)

(₹ in lakh)

Recipients	Scheme	TCS/ SCCS/ Normal/ FC/EAP	2022-23					2021-22				
			State Fund		Central Assistance (Including CSS/CS)	Total	Of the Total amount released, amount sanctioned for creation of assets	State Fund		Central Assistance (Including CSS/CS)	Total	Of the Total amount released, amount sanctioned for creation of assets
			Scheme	Committed				Scheme	Committed			
Director of Higher Education	Assistance to Non-Government Colleges- Grants to Non-Government Arts, Science, Commerce and Law Colleges	Normal	7,46,024.33	7,46,024.33	6,44,334.21	6,44,334.21
Pay and Provident Fund Unit	Grant-in-aid to Non-Government Junior Colleges	Normal / TCS	464.60	4,19,771.93	4,20,236.53	383.78	3,49,249.39	3,49,633.17
Chief Accounts and Finance Officer, Zilla Parishad	Primary Health Centres	Normal	1,58,249.03	1,58,249.03	1,24,496.30	1,24,496.30
Education and Literacy	Samagra Shiksha Abhiyan	Normal	1,36,369.99	1,36,369.99	1,18,693.32	1,18,693.32
Chief Accounts and Finance Officer, Zilla Parishad	Establishment of Kendriya Primary Schools	Normal	23,931.77	23,931.77	24,464.23	24,464.23
Social Welfare Office	Grant-in-aid to Voluntary Agencies for running Ashramshalas and Post Basic Ashramshalas	Normal / TCS	2,84,536.08	2,84,536.08	2,29,468.51	2,29,468.51

APPENDIX - III - *concl.*
GRANTS-IN-AID/ASSISTANCE GIVEN BY THE STATE GOVERNMENT
(INSTITUTION-WISE AND SCHEME-WISE)

(₹ in lakh)

Recipients	Scheme	TCS/ SCCS/ Normal/ FC/EAP	2022-23					2021-22				
			State Fund		Central Assistance (Including CSS/CS)	Total	Of the Total amount released, amount sanctioned for creation of assets	State Fund		Central Assistance (Including CSS/CS)	Total	Of the Total amount released, amount sanctioned for creation of assets
			Scheme	Committed				Scheme	Committed			
Superintendent Pay Unit (Primary), Zilla Parishad	Other Local Bodies	Normal	4,78,940.13	4,78,940.13	4,33,698.47	4,33,698.47
Superintendent Pay Unit (Primary), Zilla Parishad	Other Local Bodies for Secondary Education	Normal	45,638.27	45,638.27	50,378.81	50,378.81
Municipal Corporations/ Councils	Assistance to farmers for crop loss due to natural calamity	Normal	6,44,504.68	6,44,504.68	5,25,635.27	5,25,635.27
Municipal Corporations/ Councils	Grant-in-aid to Municipal Councils/ Corporations for improvement of Roads	Normal	43,758.91	43,758.91	44,558.91	44,558.91
Government Technical High Schools	Technical and Industrial Schools	Normal	84,091.75	84,091.75	78,353.78	78,353.78
Municipal Corporations/ Councils	Assistance to Municipal Corporations for loss of Revenue arising due to Implementation of Goods and Services Tax	Normal	24,48,879.00	24,48,879.00	23,00,676.00	23,00,676.00
Miscellaneous	Various Schemes	Normal	34,89,315.81	43,86,823.04	15,90,254.52	94,66,393.37	1,30,713.82	27,51,922.07	19,07,670.80	10,25,745.59	56,85,338.46	86,085.28
Total:			41,15,273.56	1,22,11,438.99	19,85,835.77	1,83,12,548.32^(a)	1,89,114.58	33,73,070.41	1,06,56,623.39	12,03,991.42	1,52,33,685.22	1,25,447.77

(a) Includes ₹ 4,81,163.66 lakh in respect of Major Head - 3604 - Compensation and Assignments to Local Bodies, PRI's shown separately, therefore differs from figure shown in Statement No.4B - Expenditure by nature



APPENDIX - IV
DETAILS OF EXTERNALLY AIDED PROJECTS

(₹ in lakh)

Aid Agency	Scheme/ Project	Total Approved Assistance			Amount Received						Amount Repaid		Expenditure	
		Grant	Loan	Total	During the year 2022-23			Upto the year 2022-23			During the year 2022-23	Upto the year 2022-23	2022-23	Upto the year 2022-23
					Grant	Loan	Total	Grant	Loan	Total				
IBRD	Maharashtra Water Sector Improvement Project Loan No. 4796 IN	..	1,53,500.00	1,53,500.00	1,45,666.57	1,45,666.57	18,141.79	1,63,459.13	449.12	1,83,861.55 ^(a)
	India Hydrology Project - Phase II Loan No. 4749 IN	..	1,02,289.20	1,02,289.20	3,652.12	3,652.12	462.62	4,494.27	3,333.66
	Sustainable Urban Transport Project Loan No. 7818 IN	..	42,150.30	42,150.30	224.27	16,168.50	16,392.77	1,034.63	7,138.09	17,521.75
	Coal fired Generation Rehabilitation Project - Loan No. 7687 IN	..	27,346.50	27,346.50	129.11	29,919.64	30,048.75	1,516.55	8,300.02	11,375.95
	Mumbai Urban Transport Project-2A 7941 IN	..	1,91,000.00	1,91,000.00	85,934.07	85,934.07	4,576.97	29,162.97	29,700.00	1,11,299.07 ^(b)
	Maharashtra Project on Climate Resilient Agriculture -8829N	..	2,72,504.40	2,72,504.40	64,639.25	64,639.25	20,88,505.92	20,88,505.92 ^(A)	97,400.00	2,88,037.56 ^(c)
	Second Dam Rehabilitation and Improvement Project Loan No: 9181-IN	..	1,85,965.00	1,85,965.00	17.21	17.21	47.65	47.65 ^(B)
State of Maharashtra's Agribusiness and Rural Transformation Project - Loan No. 9031-IN	..	1,51,305.00	1,51,305.00	7,031.84	7,031.84	8,645.24	8,645.24 ^(C)	
IFAD	Tejaswini Rural Women Empowerment Programme Loan No. 682 (MH) IN	..	27,100.00	27,100.00	15,286.87	15,286.87	657.77	4,279.85	15,607.71
	Convergence of Agricultural Intervention in MH Distressed District Programme Loan No. 0779 IN	..	19,981.97	19,981.97	20,454.31	20,454.31	799.08	3,232.95	24,877.03

* Source : Government of Maharashtra and website of Aid Accounts & Audit Division, DEA, Ministry of Finance

(a) Please see Statement No. 15 Major Head 2701 Major and Medium Irrigation 80 - General 800 - Other Expenditure

(b) Please see Statement No. 15 Major Head 2217-Urban Development 80 - General 191 -Assistance to Municipal Corporation

(c) Please see Statement No. 15 Major Head 2401 - Crop Husbandry 115 - Scheme of Small/Marginal farmers and agricultural labour

Repayment will start as follows:

(A) 15-05-2024 to 15-11-2041 (B) 01-06-2027 to 01-12-2034 (C) 15-06-2026 to 15-06-2033

APPENDIX - IV - contd....
DETAILS OF EXTERNALLY AIDED PROJECTS - contd...

(₹ in lakh)

Aid Agency	Scheme/ Project	Total Approved Assistance			Amount Received						Amount Repaid		Expenditure	
					During the year 2022-23			Upto the year 2022-23			During the year 2022-23	Upto the year 2022-23	2022-23	Upto the year 2022-23
		Grant	Loan	Total	Grant	Loan	Total	Grant	Loan	Total				
IFAD	Maharashtra Rural Women's Enterprise Development Project (Nav Tejaswani) Loan No. 5309-IN	..	37,968.67	37,968.67	3,279.26	3,279.26	3,446.14	3,446.14 ^(A)
GOJP (Japan)	Maharashtra Transmission System Project Loan No.IDP-188	..	1,04,681.00	1,04,681.00	60,626.94	60,626.94	2,789.85	74,008.35	61,843.35
	Maharashtra Transmission System Project Loan No. IDP-188A	..	599.75	599.75	424.52	424.52	27.06	722.65
ADB	Mumbai Metro Rail system Project Loan No.3775-IND	..	6,57,327.58	6,57,327.58	48,749.28	48,749.28	1,89,299.50	1,89,299.50 ^(B)
	Sustainable Coastal Protection and Management Investment Program Project I - Loan No. 2679 IND	..	5,000.00	5,000.00	2,368.61	2,368.61	100.19	472.46	175.00	2,884.46 ^(a)
	Mumbai Urban Transport Project-3 - Loan No. L0228A-IND	..	3,57,350.00	3,57,350.00	15,717.07	15,717.07	20,951.94	20,951.94 ^(C)
	Maharashtra Rural Connectivity Improvement Project - Loan No. 3805-IND	..	1,43,354.00	1,43,354.00	19,957.41	19,957.41	1,05,571.10	1,05,571.10 ^(D)
	Maharashtra State Road Improvement Project - Loan No. 3911-IND	..	1,34,011.12	1,34,011.12	49,080.03	49,080.03	1,06,157.40	1,06,157.40 ^(E)
	Maharashtra Rural High Voltage Distribution System Expansion Program - Loan No.3917-IND	..	2,54,569.50	2,54,569.50	20,290.57	20,290.57	2,36,142.89	2,36,142.89 ^(F)

(a) Please see Statement No. 15 Major Head 2711-Flood Control and Drainage 02 - Anti-sea Erosion Projects 190 -Assistance to Public Sector and Other Undertakings

Repayment will start as follows:

(A) 15-12-2023 to 15-10-2038 (B) 15-08-2024 TO 15-08-2044 (C) 01-11-2025 TO 01-11-2050 (D) 01-02-2025 TO 01-02-2045 (E) 15-10-2025 to 15-10-2045 (F) 15-10-2025 to 15-04-2042

APPENDIX - IV - conclud.
DETAILS OF EXTERNALLY AIDED PROJECTS - conclud.

(₹ in lakh)

Aid Agency	Scheme/ Project	Total Approved Assistance			Amount Received						Amount Repaid			
					During the year 2022-23			Upto the year 2022-23			During the year 2022-23		Upto the year 2022-23	
		Grant	Loan	Total	Grant	Loan	Total	Grant	Loan	Total	During the year 2022-23	Upto the year 2022-23	2022-23	Upto the year 2022-23
ADB	Maharashtra Rural Connectivity Improvement Project-Additional		2,23,080.00	2,23,080.00		89,899.81	89,899.81		89,899.81	89,899.81 ^(A)
	Maharashtra Agribusiness NetworkProject Loan No 4117-IND		74,039.00	74,039.00		3,960.32	3,960.32		3,960.32	3,960.32 ^(B)
	Agribusiness Infrastructure Development Investment Program Project 2 - Loan No. 2837-IND	..	41,667.00	41,667.00	312.92	312.92	11.58	50.47
GODE	Solar PV Power Plant Sakri, Shivaji Nagar Loan No. 5192758E/17796502E	..	1,92,400.00	1,92,400.00	3,673.81	3,673.81	1,56,745.99	1,56,745.99	13,135.46	1,46,098.61	6,179.74	1,44,407.33 ^(a)
KFW (GERMANY)	Green Energy Corridors (GEC) Intra State Transmission System in Maharashtra - Project Loan No.15687022E	..	9,204.52	9,204.52	1,821.19	1,821.19	6,769.21	6,769.21	504.31	504.31
NDB	Mumbai Metro Rail Project - Loan No. 181N04	..	1,86,624.62	1,86,624.62	21,055.91	21,055.91	63,936.72	63,936.72 ^(C)
IDA	Maharashtra Agricultural Competitiveness Project Loan No. 4809 IN	..	45,829.10	45,829.10	52,277.31	52,277.31	3,019.34	18,931.31	66,289.83
	Maharashtra Rural Water Supply and Sanitation Program Loan No. 5375 1N	..	71,284.00	71,284.00	55,656.83	55,656.83	3,828.30	15,029.55	74,780.00

(a) Please see Statement No. 18 Major Head 6801-Loan for Power Projects 190 - Loans to Public Sector and Other Undertakings
Repayment will start as follows :-
(A) 15-11-2026 to 15-11-2046 (B) 15-03-2028 to 15-03-2037 (C)15-03-2024 TO 15-03-2044



APPENDIX - V - EXPENDITURE ON SCHEMES
A - Central Schemes (Centrally Sponsored Schemes and Central Schemes)

(₹ in lakh)

Sr. No.	GOI Scheme	State Scheme under Expenditure Head of Accounts	Normal/ Tribal Component Scheme/ Scheduled Caste Component Scheme	Budget Provision 2022-23			Actuals 2022-23 Expenditure				Actuals 2021-22 Expenditure						
				GOI Share	State Share	Total Budget Provision	GOI Releases	GOI Share	State Share	Total Expenditure	GOI Releases	GOI Share	State Share	Total Expenditure			
1	Intensification of Forest Management/Forest Fire Prevention and Management Scheme (0257)	Modern Forest Fire Control and Management	Normal	2,092.86	1,395.25	3,488.11	395.99	450.86	301.30	752.16			
2	Project Elephant (0260)	Project Elephant	Normal	340.67	216.67	557.34	28.52	28.52	8.58	37.10			
3	National Urban Health Mission (0416)	National Urban Health Mission	Normal	2,627.00	2,199.99	1,466.67	3,666.66			
			SCCS					1,186.00	1,377.48	2,563.48
			TCS					968.00	645.33	1,613.33
			Total					4,353.99	3,489.48	7,843.47
4	Additional Central Assistance for Externally Aided Projects (1383)	Additional Central Assistance to Mumbai Urban Transport Project	Normal	18.86	61.63			
5	National Cyclone Risk Mitigation Project (1838)		Normal	2,777.00	6,929.00			
6	State and UT Grants under PMAY (Urban) (1989)	Housing for all Grants to implementing agencies (PMAY) (Central Share 60 per cent and State Share 40 per cent)	Normal	91,790.65	61,128.40	1,52,919.05	91,754.53	91,790.65	61,128.40	1,52,919.05	7,142.52	25,695.22	25,695.22			
7	National Urban Livelihood Mission - State Component (2000)	--	Normal	6,233.40	4,197.04	10,430.44	6,233.40	6,233.40	4,197.04	10,430.44	6,436.76	10,056.11	6,661.07	16,717.18			
8	Rainfed Area Development and Climate Change (2009)	Krishi Unnati Yojana - National Mission on Sustainable Agriculture Rainfed Area Development Programme	Normal	400.00	329.18	221.64	550.82			
			SCCS					149.75	97.61	247.36
			TCS					119.62	79.77	199.39
			Total					598.55	399.02	997.57
9	Schemes of States Financed from Central Road and Infrastructure Fund (CRF) (2014)	Central Road and Infrastructure Fund (Allocation)	Normal	1,08,415.00	39,027.00			
10	Irrigation Census (CASP)/Irrigation Census (2027)	Census of Minor Irrigation Scheme (CSS)	Normal	588.71	588.71	438.71	588.71	588.71			

The full form of acronyms used in this Appendix : TCS - Tribal Component Schemes and SCCS - Scheduled Caste Component Schemes

APPENDIX - V - EXPENDITURE ON SCHEMES - *contd...*
A - Central Schemes (Centrally Sponsored Schemes and Central Schemes) - *contd...*

(₹ in lakh)

Sr. No.	GOI Scheme	State Scheme under Expenditure Head of Accounts	Normal/ Tribal Component Scheme/ Scheduled Caste Component	Budget Provision 2022-23			Actuals 2022-23 Expenditure				Actuals 2021-22 Expenditure				
				GOI Share	State Share	Total Budget Provision	GOI Releases	GOI Share	State Share	Total Expenditure	GOI Releases	GOI Share	State Share	Total Expenditure	
11	Tertiary Care Program (2035)	National Programme for prevention and control of Cancer, Diabetics, Cardiovascular diseases and Stroke	Normal	1,450.50	792.43	2,242.93	1,450.50	1,450.50	792.43	2,242.93	
			TCS	156.49	156.49	156.49	156.49	
			Total	1,450.50	948.92	2,399.42	1,450.50	948.92	2,399.42		
12	Shyama Prasad Mukherjee Rurban Mission -State Component (2049)	Development of cluster of villages	Normal	5,925.60	3,911.78	9,837.38	5,835.60	5,925.60	3,911.78	9,837.38	
13	Post Matric Scholarship for SCs (CS) (2063)	Government of India Post Matric Scholarships (100 per cent Centrally Sponsored Scheme)	Normal	700.00	1,22,267.36	1,22,267.36	
14	Grants for Local Bodies (2084)	Grants for Local Bodies (Rural)	Normal	4,71,906.00	3,01,490.00	3,61,025.00	3,61,025.00	
15	Grants for Local Bodies - Urban Bodies (2085)	Grants for Local Bodies (Urban)	Normal	1,63,884.00	1,32,200.00	
16	Sub - Mission on Seed and Planting Material (3031)	Krushi Unnati Yogana	Normal	797.71	671.00	1,468.71	1,935.61	797.71	671.00	1,468.71
			SCCS	600.04	170.01	770.05		600.04	170.01	770.05		
			TCS	329.06	219.37	548.43		329.06	219.37	548.43		
			Total	1,726.81	1,060.38	2,787.19		1,726.81	1,060.38	2,787.19		
17	Conservation of Aquatic Eco Systems - (3095)	--	Normal	300.00	
18	Grant-in-aid for State Disaster Response Fund (3156)	--	Normal	3,38,300.00	3,38,300.00	2,70,640.00	3,38,300.00	3,38,300.00	2,57,760.00	2,57,760.00	2,57,760.00	
19	Indira Gandhi National Old Age Pension Scheme (IGNOAPS) (3163)	Indira Gandhi National Old Age Pension Scheme (100 per cent Centrally Sponsored Scheme)	Normal	22,500.00	22,500.00	13,567.51	22,499.97	22,499.97	24,131.13	29,737.73	29,737.73	
20	National Family Benefit Scheme - (3166)	National Family Benefit Scheme- Assistance to the families below poverty line (100 per cent Centrally Sponsored Scheme)	Normal	2,500.00	2,500.00	2,197.17	2,500.00	2,500.00	3,491.48	3,990.20	3,990.20	

APPENDIX - V - EXPENDITURE ON SCHEMES - *contd...*
A - Central Schemes (Centrally Sponsored Schemes and Central Schemes) - *contd...*

(₹ in lakh)

Sr. No.	GOI Scheme	State Scheme under Expenditure Head of Accounts	Normal/ Tribal Component Scheme/ Scheduled Caste Component	Budget Provision 2022-23			Actuals 2022-23 Expenditure				Actuals 2021-22 Expenditure			
				GOI Share	State Share	Total Budget Provision	GOI Releases	GOI Share	State Share	Total Expenditure	GOI Releases	GOI Share	State Share	Total Expenditure
21	Indira Gandhi National Widow Pension (3167)	--	Normal	2,250.00	2,250.00	1,349.75	2,250.00	2,250.00	1,965.36	3,043.50	3,043.50
22	Scheme for Safety of Woman (3193)	--	Normal	300.00
23	Modernisation of Police Forces (3194)	City Police, District Police, Forensic Science <i>etc.</i>	Normal	11,305.10	6,181.08	17,486.18	4,319.16	11,305.10	6,181.08	17,486.18	1,750.51	3,594.98	2,174.85	5,769.83
24	Development of Skills (3212)	Skill Development of Youth	Normal	3,348.20	8.31	3,356.51	4,473.15	3,348.20	8.31	3,356.51	601.50	152.62	306.66	459.28
25	Organs of Elections (3242)		Normal	28,700.00
26	Post Matric Scholarship - Tribal (3373)	Government of India Post Matric Scholarships (100 per cent Centrally Sponsored Scheme)	OTASP	9,026.85	9,026.85	9,026.85	9,026.85	9,026.85	19,214.82	24,164.22	4,978.53	29,142.75
27	Pradhan Mantri Adi Adarsh Gram Yojana (3380)		Normal	400.00	400.00	13,485.50	400.00
28	Compensation to States or UTs for revenue losses on roll out of GST (3435)	--	Normal	24,12,084.04	17,83,422.45
29	Assistance to States from National Disaster Response Fund (NDRF) (3563)	--	Normal	1,05,639.00
30	Rashtriya Gram Swaraj Abhiyan (RGSA) (3617)	--	Normal	3,784.26	2,522.87	6,307.13	3,784.26	3,784.26	2,522.88	6,307.14	7,334.35	7,334.35	4,889.53	12,223.88
31	Special Package for completion of Irrigation Projects in drought prone areas of Maharashtra (3620)	--	Normal	21,302.27	7,25,000.00	54,002.56	1,38,599.60	1,92,602.16

APPENDIX - V - EXPENDITURE ON SCHEMES - contd...
A - Central Schemes (Centrally Sponsored Schemes and Central Schemes) - contd...

(₹ in lakh)

Sr. No.	GOI Scheme	State Scheme under Expenditure Head of Accounts	Normal/ Tribal Component Scheme/ Scheduled Caste Component	Budget Provision 2022-23			Actuals 2022-23 Expenditure				Actuals 2021-22 Expenditure			
				GOI Share	State Share	Total Budget Provision	GOI Releases	GOI Share	State Share	Total Expenditure	GOI Releases	GOI Share	State Share	Total Expenditure
32	Samagra Shiksha (3667)	--	Normal	51,551.46	43,803.36	95,354.82	90,000.00	51,551.46	43,803.36	95,354.82	69,302.88	51,943.66	51,943.66
			SCCS	19,399.13	11,748.91	31,148.04		19,403.99	5,793.89	25,197.88	
			TCS	10,143.13	5,792.36	15,935.49		10,145.46	12,008.00	22,153.46	
			Total	81,093.72	61,344.63	1,42,438.35		81,100.91	61,605.25	1,42,706.16		51,943.66	51,943.66
33	National Mission for Safety of Women (Fast track special courts-Nirbhaya fund) (3690)	--	Normal	3,352.94	1,652.00	872.00	3,352.94	1,652.00
34	Pradhan Mantri Jan Vikas Karyakaram (3674)	--	Normal	3,954.73	1,055.18	970.81	2,025.99
35	National River Conservation Plan-Other Basins (3703)	--	Normal	6,300.00	6,300.00	11,300.00	6,300.00	6,300.00
36	Skill Strengthening for Industrial Value Enhancements (3822)	--	Normal	1,239.30	1,239.30	1,239.30	1,239.30	1,239.30	1,904.00	1,904.00	1,904.00
37	PM Formalization of Micro Food Processing Enterprises PM - FME (3887)	--	Normal	1,350.89	4,850.39	6,201.28	2,153.02	1,350.89	4,850.39	6,201.28	2,053.54	3,237.64	1,633.80	4,871.44
			SCCS	508.36	509.64	1,018.00		508.36	509.64	1,018.00	
			TCS	293.77	250.00	543.77		293.77	250.00	543.77	
			Total	2,153.02	5,610.03	7,763.05		2,153.02	5,610.03	7,763.05		3,237.64	1,633.80	4,871.44
38	Pradhan Mantri Matsya Sampada Yojana (PMMSY) (3890)	--	Normal	1,497.86	1,252.05	2,749.91	10,252.00	1,497.86	1,252.05	2,749.91	3,968.74	2,993.43	2,766.54	5,759.97
			SCCS	112.25	74.83	187.08		112.25	74.83	187.08	
			TCS	20.00	20.00		20.00	20.00	
			Total	1,610.11	1,346.88	2,956.99		1,610.11	1,346.88	2,956.99		2,993.43	2,766.54	5,759.97
39	Strengthening teaching learning and results for States (STARS) (3927)	--	Normal	2,246.09	1,497.39	3,743.48	2,246.09	2,246.09	1,497.39	3,743.48	2,470.64	36,619.81	37,943.97	74,563.78
40	Grants for Health Sector (3933)	--	Normal	1,665.91	77,800.69

APPENDIX - V - EXPENDITURE ON SCHEMES - contd...
A - Central Schemes (Centrally Sponsored Schemes and Central Schemes) - contd...

(₹ in lakh)

Sr. No.	GOI Scheme	State Scheme under Expenditure Head of Accounts	Normal/ Tribal Component Scheme/ Scheduled Caste Component	Budget Provision 2022-23			Actuals 2022-23 Expenditure				Actuals 2021-22 Expenditure			
				GOI Share	State Share	Total Budget Provision	GOI Releases	GOI Share	State Share	Total Expenditure	GOI Releases	GOI Share	State Share	Total Expenditure
52	Grants in aid for State Disaster Mitigation Fund (4052)		Normal	88,720.00
53	Flexible pool for RCH & Health System Strengthening National Health Mission and National Urban Health Mission (4063)	--	Normal	1,74,569.35	2,17,558.35	3,92,127.70	1,50,477.00	1,74,569.35	2,17,558.35	3,92,127.70
54	Infrastructure Maintenance (4064)	--	Normal	49,093.96
55	New India Literacy Programme (NILP) (4122)	--	Normal	393.29	262.19	655.48	567.52	393.29	262.19	655.48
56	National Mission on Horticulture (9120)	Krishi Unnati Yojana-Mission on Integrated Development of Horticulture (Central Share/State Share)	Normal	3,402.00	2,268.00	5,670.00	6,300.00	3,402.00	2,268.00	5,670.00	1,863.00	2,922.53	1,948.62	4,871.15
			SCCS	420.00	280.00	700.00		420.00	280.00	700.00		641.30	467.20	1,108.50
			TCS	378.00	252.00	630.00		378.00	252.00	630.00		167.00	111.78	278.78
			Total	4,200.00	2,800.00	7,000.00		4,200.00	2,800.00	7,000.00		3,730.83	2,527.60	6,258.43
57	National Food Security Mission (9140)	Integrated Cereal Development Programme, Sugarcane Development Programme, Technology Mission for Cotton Development	Normal	5,718.60	3,812.41	9,531.01	7,068.76	5,718.60	3,812.41	9,531.01	5,037.90	179.18	119.44	298.62
			SCCS	721.02	480.67	1,201.69		721.02	480.68	1,201.70		2,259.82	1,078.99	3,338.81
			TCS	629.14	419.43	1,048.57		629.14	419.43	1,048.57		1,758.64	6.57	1,765.21
			Total	7,068.76	4,712.51	11,781.27		7,068.76	4,712.52	11,781.28		4,197.64	1,205.00	5,402.64
58	Sub mission on Agriculture Extension (9144)	Promotion for Agriculture Mechanisation, Support to State Extension Programme for Extension Reforms, Encouragement for Agricultural Engineering Mechanisation, etc.	Normal	2,245.80	1,621.37	3,867.17	2,850.00	2,245.80	1,621.37	3,867.17	2,500.00	3,310.87	2,666.00	5,976.87
			SCCS	336.30	224.22	560.52		336.30	178.60	514.90		479.39	306.40	785.79
			TCS	267.90	178.60	446.50		267.90	224.22	492.12		460.77	327.15	787.92
			Total	2,850.00	2,024.19	4,874.19		2,850.00	2,024.19	4,874.19		4,251.03	3,299.55	7,550.58
59	Rashtriya Krishi Vikas Yojana (9145)	Rashtriya Krishi Vikas Yojana (100:00)	Normal	43,873.71	29,249.14	73,122.85	48,732.77	43,873.71	29,249.14	73,122.85	12,055.00	9,060.00	12,681.00	21,741.00
			SCCS	2,331.72	1,555.14	3,886.86		2,331.72	1,555.14	3,886.86		1,728.00	1,152.00	2,880.00
			TCS	1,533.33	1,022.56	2,555.89		1,533.33	1,022.56	2,555.89		1,267.00	844.00	2,111.00
			Total	47,738.76	31,826.84	79,565.60		47,738.76	31,826.84	79,565.60		12,055.00	14,677.00	26,732.00

APPENDIX - V - EXPENDITURE ON SCHEMES - contd...
A - Central Schemes (Centrally Sponsored Schemes and Central Schemes) - contd...

(₹ in lakh)

Sr. No.	GOI Scheme	State Scheme under Expenditure Head of Accounts	Normal/ Tribal Component Scheme/ Scheduled Caste Component	Budget Provision 2022-23			Actuals 2022-23 Expenditure				Actuals 2021-22 Expenditure			
				GOI Share	State Share	Total Budget Provision	GOI Releases	GOI Share	State Share	Total Expenditure	GOI Releases	GOI Share	State Share	Total Expenditure
60	Project Tiger (9155)	Eco-development Scheme in Melghat Tiger-Project	Normal	15,187.06	11,600.83	26,787.89	809.62	1,277.37	2,835.53	4,112.90	2,991.06	2,134.84	1,604.78	3,739.62
61	National Health Mission (9156)	Integrated Disease Surveillance Project, National Leprosy Eradication Programme, National Programme for Health Care of the Elderly, etc.	Normal	2,15,379.17	1,90,747.83	1,25,051.23	3,15,799.06
			SCCS		29,047.66	24,055.34	53,103.00
			TCS	23,280.70	23,280.70
			Total		2,19,795.49	1,72,387.27	3,92,182.76
62	Human Resource in Health and Medical Education (9157)	District Family Welfare Bureau, Regional Family Welfare Training Centres, National Malaria Eradication Programme, etc.	Normal	25,431.00	4,939.50	30,370.50	9,900.00	25,431.00	4,939.50	30,370.50	10,000.00	43.98	43.98
63	National Programme of Mid Day Meals in school (9165)	School Nutrition Programme Other than Mumbai Mahanagar Palika, School Nutrition Programme for Other Municipal Corporations Nagar Palika and Local	Normal	1,30,285.86	85,611.15	2,15,897.01	1,59,240.67	1,30,285.86	85,611.15	2,15,897.01	49,075.07	41,723.69	41,943.97	83,667.66
64	Rashtriya Uchhatar Shiksha Abhiyan (9170)	Strengthening of Existing Polytechnics	Normal	3,121.63	2,305.58	5,427.21	3,121.63	3,121.63	2,305.58	5,427.21
65	Infrastructure Facilities for Judiciary (9174)	Establishment of Gram Nyayalayas as per Gram Nyayalayas Act, 2008	Normal	92,802.25	49,681.33	1,42,483.58	10,000.00	33,857.17	10,009.71	43,866.88	1,800.00	30,259.84	30,259.84
66	Pradhan Mantri Gram Sadak Yojana - State Component (9179)		Normal	74,299.50	65,039.30	1,39,338.80	74,299.50	74,299.50	65,039.30	1,39,338.80
67	Pradhan Mantri Awas Yojana (PMAY) - Rural - State Component (9180)	Indira Awas Yojna (IAY)	Normal	1,12,570.28	75,046.85	1,87,617.13	1,67,607.10	1,12,570.28	75,046.85	1,87,617.13	1,24,979.82	2,898.98	74,104.83	77,003.81
			SCCS	42,956.48	28,637.65	71,594.13		42,956.48	28,637.65	71,594.13	
			TCS	79,074.71	52,716.47	1,31,791.18		79,074.71	52,716.47	1,31,791.18	
			Total	2,34,601.47	1,56,400.97	3,91,002.44		2,34,601.47	1,56,400.97	3,91,002.44		2,898.98	74,104.83	77,003.81
68	National Rural Livelihood Mission (NRLM) (9181)	Financial Assistance to Maharashtra State Rural Livelihood Mission	Normal	23,774.01	14,084.12	37,858.13	54,258.51	23,774.01	14,084.12	37,858.13	28,938.85	16,145.88	9,861.54	26,007.42
			SCCS	21,259.69	14,173.11	35,432.80		21,259.69	14,173.11	35,432.80		7,500.00	5,010.36	12,510.36
			TCS	15,150.35	15,150.35		15,150.35	15,150.35	
			Total	60,184.05	28,257.23	88,441.28		60,184.05	28,257.23	88,441.28		23,645.88	14,871.90	38,517.78

APPENDIX - V - EXPENDITURE ON SCHEMES - contd...
A - Central Schemes (Centrally Sponsored Schemes and Central Schemes) - contd...

(₹ in lakh)

Sr. No.	GOI Scheme	State Scheme under Expenditure Head of Accounts	Normal/ Tribal Component Scheme/ Scheduled Caste Component	Budget Provision 2022-23			Actuals 2022-23 Expenditure				Actuals 2021-22 Expenditure					
				GOI Share	State Share	Total Budget Provision	GOI Releases	GOI Share	State Share	Total Expenditure	GOI Releases	GOI Share	State Share	Total Expenditure		
69	Pradhan Mantri Krishi Sinchayi Yojana - Watershed Development Component (9183)	Pradhan Mantri Krishi Sinchayi Yojana - Watershed Development Component	Normal	10,564.53	7,042.69	17,607.22	10,855.00	10,564.53	7,042.69	17,607.22	5,008.36		
			SCCS	3,314.73	2,466.12	5,780.85		3,699.18	2,466.12	6,165.30			
			TCS	1,598.65	1,066.10	2,664.75		1,598.65	1,066.10	2,664.75			
			Total	15,477.91	10,574.91	26,052.82		15,862.36	10,574.91	26,437.27			
70	Integrated Development of wildlife habitats (Restructured) (9186)	Integrated Development of wildlife habitats	Normal	4,333.35	4,333.35	350.39	583.98	583.98		
71	Mahatma Gandhi National Rural Guarantee Programme (9219)	--	Normal	70,902.34	18,468.78	89,371.12	79,932.09	70,902.33	18,468.78	89,371.11	40,506.79	28,212.47	34,370.84	62,583.31		
72	Mission for Development of 100 Smart Cities - (9478)	Mission for 100 Smart Cities	Normal	58,800.00	29,400.00	88,200.00	61,216.49	58,800.00	24,750.00	83,550.00		
73	Pradhan Mantri Krishi Sinchayi Yojana (PMKSY) - Per Drop More Crop (9347)	Pradhan Mantri Krishi Sinchan Yojana Per Drop More Crop (Micro Irrigation) (Central share 60 per cent)	Normal	20,000.00	15,600.00	18,988.00	34,588.00		
			SCCS		2,160.00	1,000.00	3,160.00		
			TCS	2,400.00	2,400.00
			Total	20,160.00	19,988.00
74	Post Matric Scholarship for OBC CASP (9494)	Post Matric Scholarship to Other Backward Classes Student	Normal	6,921.12	23,699.50	23,471.49	23,471.49		
75	National Career Service (9499)		Normal	255.65	255.65	239.11	255.65	255.65		
76	Strengthening of Machinery for Enforcement of Protection of Civil Rights Act 1955 and Prevention of Atrocities Act 1989 DAMA (9488)	System for implementation of Civil Right Act	Normal	5,682.81	4,324.90	10,007.71	1,283.04	5,982.81	4,324.90	10,307.71	773.00	3,277.94	3,277.94	6,555.88		
77	Mission for development of 100 Smart Cities (9478)	--	Normal	46,877.00	46,877.00	22,188.50	69,065.50		
78	Pre Matric Scholarship for OBCs, EBC, DNTs, PM-YASASVI (9493)	--	Normal	3,625.09	3,625.09	2,963.89	3,625.09	3,625.09	1,508.08	487.30	487.30		

APPENDIX - V - EXPENDITURE ON SCHEMES - contd...
A - Central Schemes (Centrally Sponsored Schemes and Central Schemes) - conclud.

(₹ in lakh)

Sr. No.	GOI Scheme	State Scheme under Expenditure Head of Accounts	Normal/ Tribal Component Scheme/ Scheduled Caste Component	Budget Provision 2022-23			Actuals 2022-23 Expenditure				Actuals 2021-22 Expenditure			
				GOI Share	State Share	Total Budget Provision	GOI Releases	GOI Share	State Share	Total Expenditure	GOI Releases	GOI Share	State Share	Total Expenditure
79	Submission on Agricultural Mechanisation (9505)	Agriculture Mechanisation, Krishi Unnati Yojana - Agriculture Mechanisation	Normal	9,148.16	6,348.16	4,232.10	10,580.26
			SCCS		2,700.00	2,100.00	4,800.00
			TCS		1,000.00	667.00	1,667.00
			Total		10,048.16	6,999.10	17,047.26
80	Urban Rejuvenation Mission - 500 Cities (9556)	--	Normal	1,14,919.88	1,29,118.80	2,44,038.68	1,14,658.22	1,14,919.88	1,32,143.45	2,47,063.33	39,453.51	43,642.89	18,685.57	62,328.46
81	Swachh Bharat Mission (Urban) (9757)	Assistance to Municipal Corporations for Swachh Bharat Mission	Normal	3,020.00	15,999.09	19,019.09	8,375.13	3,020.00	15,999.09	19,019.09	24,521.86	21,641.86	6,871.52	28,513.38
82	Sagarmala (9826)	Minor Fishing Harbour Major Works	Normal	504.32
83	Livestock Census and Integrated Sample Survey (9978)	National Mission for Green India	Normal	363.98	356.52	356.52
84	Livestock Health and Diseases Control CASP (9979)	Modernisation and Strengthening of Institute of Veterinary Biological Product, Pune ,Animal Disease Surveillance and Fore Casting ASCAD Central Share etc	Normal	1,302.53
TOTAL				20,05,303.97	14,37,801.54	34,43,105.51	51,21,475.83	18,94,717.95	13,65,012.91	32,59,730.86	44,91,933.18	17,22,050.55	10,11,100.04	27,33,150.59

Nature	Gross Budget Provision	Actual Expenditure
Normal	31,10,307.22	29,26,280.31
Special Component Plan	1,52,280.02	1,46,668.70
Tribal Area Sub-Plan	1,80,518.27	1,86,781.85
Total	34,43,105.51	32,59,730.86
Revenue Section	28,43,083.59	27,96,668.37
Capital Section	6,00,021.92	4,63,062.49
Total Expenditure	34,43,105.51	32,59,730.86

APPENDIX - V - EXPENDITURE ON SCHEMES - *contd...*

B. STATE PLAN SCHEMES

(₹ in lakh)

State Scheme	N/TSP/ SCSP	Plan Outlay		Budget allocation		Expenditure	
		2022-23	2021-22	2022-23	2021-22	2022-23	2021-22
Work executed through Loan Assistance from NABARD	N	50,000.00	40,000.00	11,127.00	12,922.00	11,127.00	12,922.00
MLA/MLC's Local Development Programme	N	1,46,800.00	1,10,100.00	1,28,691.01	1,28,691.09
Gharkul Yojana for Scheduled Castes and Nav Boudh people	SCCS	75,000.00	10,000.00
Jawahar Well Programme	N	1,000.00	500.00
Grant-in-aid to Maharashtra Airport Development Company for Development of Airports	N	36,590.00	30,000.00	5,800.00	5,800.00
Special Provision for Development of Basic Amenities in area of Municipal Corporations	N	95,000.00	60,000.00	1,18,300.01	1,88,300.00
Horticulture Programme	N	500.00
Grant-in-aid to Zilla Parishads for Rural Development Programmes	N	50,000.00	1,34,167.72	1,34,167.72
Additional grants to Urban Local Bodies in the State for completion of projects at JNNURM/UIDSSMT/IDSMT	N	0.01
Grant-in-aid for Water Supply and Drainage Schemes of Municipalities (Local Bodies)	N	2,000.00	10.00
Financial Assistance for the Project undertaken by Maharashtra State Road Development Corporation Limited	N	1,07,000.00	50,000.00	50,000.00	50,000.00

The full form of acronyms used in this Appendix : N - Normal , TCS - Tribal Component Schemes and SCCS - Scheduled Caste Component Schemes

APPENDIX - V - EXPENDITURE ON SCHEMES - contd...							
B. STATE PLAN SCHEMES - contd...							
(₹ in lakh)							
State Scheme	N/TSP/ SCSP	Plan Outlay		Budget allocation		Expenditure	
		2022-23	2021-22	2022-23	2021-22	2022-23	2021-22
Government Share in the construction of the roads and bridges due to privatization on Build, Operate and Transfer basis	N	50,000.00	40,000.00	40,000.00	45,700.00
Grants for basic facilities for tourism development at various places	N	1,45,080.00	1,09,704.80	65,241.13	65,243.13
Special grants to Municipal Councils for Distinctive Works	N	80,000.00	70,000.00	70,000.01	1,20,000.00
Special Programme for Pilgrim places	N	15,000.00	10,000.00	500.00	500.00
Shri Gajanan Maharaj, Shegaon Tirthakshetra Development Special Action Programme	N	2,461.00	388.62	388.62
Share Capital Contribution to Maulana Azad Minority Financial Development Corporation	N	2,500.00	2,500.00	6,000.00	6,000.00
Improving the index of Human Development	N	96,657.26	1,00,000.00	74,530.13	74,529.97
District Police Force- Purchase of Arms and Ammunition, Vehicle and Equipment	N	11,500.00	1,410.04	1,410.05
Special Development Programme for Hilly Areas	N	19,000.00	19,000.00	15,236.10	15,208.53
Share Capital Contribution to Co-operative Sugar Factories for Co-Generation Project	N	980.00	100.00	75.00	75.00
Jeevandai Yojana/Medical aid to the persons from economically weaker section	N	0.01
Share Capital Contribution to Maharashtra Water Conservation Corporation	N	2,10,000.00	1,56,300.00	1,98,300.00	1,98,300.00
Share Capital Contribution to Co-operative Spinning Mills (NCDC)	N	8,000.00	1,000.00

APPENDIX - V - EXPENDITURE ON SCHEMES - *concl.*B. STATE PLAN SCHEMES - *concl.**(₹ in lakh)*

State Scheme	N/TSP/ SCSP	Plan Outlay		Budget allocation		Expenditure	
		2022-23	2021-22	2022-23	2021-22	2022-23	2021-22
Exhibition and Building of Permanent Sales Outlets	N	540.00	540.00	50.00	50.00
Assistance for strengthening of Fire and Emergency services	N	2,000.00	2,000.00	378.00	378.00
Gateway of India-Floating Jetty	N	11,152.00
Provision for construction of world class sugar musuem	N	1,500.00
TOTAL		11,55,799.26	8,76,215.82	11,127.00	9,21,989.77	11,127.00	10,47,664.11



APPENDIX - VI
DIRECT TRANSFER OF CENTRAL SCHEME FUNDS TO IMPLEMENTING AGENCIES IN THE STATE (FUNDS ROUTED OUTSIDE STATE BUDGETS) (UNAUDITED FIGURES)

(₹ in lakh)

Government of India Scheme	Implementing Agency	Amount directly transferred by Government of India		
		2022-23	2021-22	2020-21
Member of Parliament Local Area Development Scheme (MPLAD)-[1261]	District Collector, Maharashtra	29,200.00	14,400.00	17,750.00
Pradhan Mantri Kisan Samman Nidhi (PM-Kisan)-[3624]	Department of Agriculture, Maharashtra	5,66,450.02	6,48,460.22	7,01,427.28
Pradhan Mantri Matru Vandana Yojna-[3534]	Public Health Department, Maharashtra	11,310.90
Assistance to State Agencies for intra-state movement of foodgrains and FPS dealers margin under NFSA-[3424]	Food & Civil Supplies & Consumers Protection Department, Government of Maharashtra	28,972.38	50,190.60
Mahatma Gandhi Institute for Rural Industrialisation-[0671]	Mahatma Gandhi Institute for Rural Industrialisation, Wardha	850.00	750.00	618.60
Scheme for Faster Adoption and Manufacturing of (Hybrid and) Electric Vehicle in India - (FAME - India)-[3382]	Brihanmumbai Electric Supply and Transport Undertaking	3,188.00	7,292.00	3,610.91
	Navi Mumbai Municipal Transport Undertaking	3,120.00	2,580.00	1,060.00
	Pune Mahanagar Parivahan Mahamandal Limited	3,300.00	1,650.00
	Nagpur Municipal Corporation	720.00	360.00
	Maharashtra State Road Transport Corporation	1,100.00
Solar Power - Grid Interactive - [3321]	Maharashtra Energy Development Agency-[MEDA]	5,506.13
	Maharashtra State Electricity Distribution Company Limited - MSEDCL	5,971.06	321.82
	Brihan Mumbai Electric Supply and Transport (BEST)	67.27
Solar Power -Off Grid -[3322]	Maharashtra Energy Development Agency-[MEDA]	16.70	1,785.10
	Educational Universities	15.00
Sugar Subsidy Payable under PDS-[3043]	Food & Civil Supplies & Consumers Protection Department Government of Maharashtra	4,593.04	6,043.73	3,212.48
Food Subsidy for Decentralized Procurement of Foodgrains under NFSA-[9533]	Food & Civil Supplies & Consumers Protection Department, Government of Maharashtra	2,72,575.00	4,08,207.00	2,55,588.32
Infrastructure Development and Capacity Building (MSME)-[0646]	Maharashtra Industrial Development Corporation	392.16	472.74
Atal Bhujal Yojna- [3282]	ATAL JAL - State Project Management Unit, Maharashtra	19,095.03	4,318.25	2,035.00

APPENDIX - VI
DIRECT TRANSFER OF CENTRAL SCHEME FUNDS TO IMPLEMENTING AGENCIES IN THE STATE (FUNDS ROUTED OUTSIDE STATE BUDGETS) (UNAUDITED FIGURES) - contd...

Government of India Scheme	Implementing Agency	(₹ in lakh)		
		Amount directly transferred by 2022-23	2021-22	2020-21
Human Resource Development- Handicrafts-[1440]	Government Polytechnic, Kolhapur	10.94	21.39
	DRDA Kolhapur	4.99
	Maharashtra Centre for Entrepreneurship Development (MCED)	11.56
National Handloom Development Programme-[9305]	Maharashtra State Handloom Co-operative Federation Limited, Mumbai - [MAHATEX]	37.69	19.45
Innovation, Technology Development and Deployment -[1819]	Educational Universities	26.20	12,666.20	421.58
	Agricultural Universities	77.96	46.28
National AIDS and STD Control Programme-[9316]	Maharashtra State AIDS Control Society-[MSACS]	2,08,150.40	13,274.36	12,564.27
	Mumbai Districts AIDS Control Society-[MDACS]	1,012.93	2,794.55	2,358.90
Integrated Development of Tourist Circuits around specific themes (Swadesh Darshan)-[9368]	Nagpur Metropolitan Region Development Authority	2,399.74
	Maharashtra Tourism Development Corporation Limited-[MTDCL]	167.71
Research Training and Studies and Other Road Safety Schemes-[0848]	Transport Commissioner Office	1,923.77	3,528.21	1,939.60
Rashtriya Gokul Mission -[3033]	Maharashtra Livestock Development Board-[MLDB]	202.50
Sub-Mission on Seed and Planting Material-[3031]	Maharashtra State Seeds Corporation Limited - [MSSCL]	2,027.61	149.98	1,300.45
Works Under Roads Wing - [0833]	Competent Authority Land Acquisition (CALA)	712.06	678.31
	Sub Divisional Officer, Alibag	577.90	633.01
Environmental Information Systems-[2401]	Environment Department, Government of Maharashtra-[MAHENVIS]	41.52	29.13
Science and Technology Institutional and Human Capacity Building-[1817]	Educational Universities	257.30	5,946.71	909.56
	Agricultural Universities	4.62	24.62	95.90

APPENDIX - VI
DIRECT TRANSFER OF CENTRAL SCHEME FUNDS TO IMPLEMENTING AGENCIES IN THE STATE (FUNDS ROUTED OUTSIDE STATE BUDGETS) (UNAUDITED FIGURES) - contd...

(₹ in lakh)

Government of India Scheme	Implementing Agency	Amount directly transferred by Government of India		
		2022-23	2021-22	2020-21
National Child Labour Project including grants in aid to voluntary agencies and reimbursement of assistance to bonded labour-[0598]	Collector & Chairman, National Child Project	127.58	149.81
	Rashtriya Balkamgar Prakalap Samiti	97.74	68.96	339.86
	Aurangabad Zilla Balkamgar Punarvasan Prakalp Sanstha	282.40
	Nashik District Child Labour Survey, Awareness & Rehabilitation Society	61.73
Assistance to Accredited Ayush Centres of Excellence in Non Governmental/Private Sector engaged in Ayush Education/Drug Development and Research/Clinic Research/Folk Medicine etc.-[3247]	Educational Universities	140.40
Khelo India-[3102]	District Sports Complex committee, Amravati	154.75	70.00
	Solapur University	225.00
Mahatma Gandhi National Rural Employment Guarantee Program-State Component-[9219]	Mahatma Gandhi National Rural Employment Guarantee Scheme State Fund Association Maharashtra (State Component)	1,77,919.55	2,67,820.91	1,39,411.82
Beti Bachao Beti Padhao-[9346]	District Collectors, Beti Bachao Beti Padhao (BBBP)	255.80
Pandit Madan Mohan Malviya National Mission on Teachers and Teaching-[1782]	Educational Universities	509.00	60.11
National Rural Livelihood Mission-[9181]	Maharashtra State Rural Livelihoods Mission (MSRLM)	1.00
National Highway Authority of India-[0845]	Competent Authority Land Acquisition (CALA)/SDO	12,442.24	23,326.14
	Maharashtra State Welfare Board for Building & Other	822.30	758.52
	District Mining Officer	63.42	256.06
	Dy. Collector (Bhusampadan) Majalgaon and Executive Engineer, N.H. Division, Aurangabad	91.20
	Divisional Forest Officer, Forest Division, Sindhudurg	151.27

APPENDIX - VI
DIRECT TRANSFER OF CENTRAL SCHEME FUNDS TO IMPLEMENTING AGENCIES IN THE STATE (FUNDS ROUTED OUTSIDE STATE BUDGETS) (UNAUDITED FIGURES) - contd...

(₹ in lakh)

Government of India Scheme	Implementing Agency	Amount directly transferred by Government of India		
		2022-23	2021-22	2020-21
National Highway Authority of India-[0845]	Tahsildar	131.03	307.97
	Executive Engineer, Maharashtra Jeevan Pradhikaran Agency Type: State Government Institutions	0.63	3.56
Atmosphere and Climate Research - Modelling Observing Systems and Services (ACROSS)-[0335]	Agricultural Universities	4,614.75	79.50	88.57
Biogas Programme -Offgrid-[3324]	State Government of Maharashtra-[Bankar]	18.40	210.00
Space Science Promotion-[2792]	Educational Universities	344.25	445.90	37.06
Establishment Expenditure (EF&CC)-[3493]	Dahanu Taluka Environment Protection Authority-[DTEPAM]	137.21	35.17	16.72
Biotechnology Research and Development-[0150]	Educational Universities / Agril. Universities	1.88	6,562.68	208.50
Management Support to Rural Development Programs and Strengthening of District Planning Process-[0821]	Yashwantrao Chavan Academy of Development Administration-[YASHADA]	1,030.85	29.80	48.20
	Gramsevak Training Centre/Gramsevak Prashikshan Sanstha	357.92	32.83
One Stop Center-[9446]	District Collectors, One Stop Center	646.20
Establishment Expenditure (IPP)-[3462]	Maharashtra National Law University Mumbai	35.62	34.35	29.74
Bio Power -Offgrid- [3322]	Maharashtra Energy Development Agency-[MEDA]	11.84
Incentivization of Panchayat-[1813]	Yashwantrao Chavan Academy of Development Administration-[YASHADA]	271.24	467.76	231.00
Maintenance of National Highways- Financed from CRF-[3178]	Transport Commissioner Office	150.00
Pradhan Mantri Kisan Sampada Yojana - Mega Food Parks-[3606]	Commissionerate of Agriculture	97.50	989.78
National Programme for Dairy Development-[9148]	Maharashtra Rajya Sahakari Dudh Mahasangh Maryadit	657.44	1,693.29	1,693.29
Establishment Expenditure Ayush-[3463]	Educational Universities	0.97	198.04
	Agricultural Universities	35.59	11.32
Integrated Scheme on Agriculture Census and Statistics-[9005]	Commissionerate of Agriculture	275.61	463.29	580.50
	Agricultural Universities	1,221.08	343.90	528.44
	Maharashtra Remote Sensing Application Centre	10.17

APPENDIX - VI
DIRECT TRANSFER OF CENTRAL SCHEME FUNDS TO IMPLEMENTING AGENCIES IN THE STATE (FUNDS ROUTED OUTSIDE STATE BUDGETS) (UNAUDITED FIGURES) - conclud.

(₹ in lakh)

Government of India Scheme	Implementing Agency	Amount directly transferred by Government of India		
		2022-23	2021-22	2020-21
Other Autonomous Bodies (DAE)-[3774]	Educational Universities	2,058.00	1,853.00
Price Monitoring Structure-[3046]	Food & Civil Supplies & Consumers Protection Department, Government of Maharashtra	6.37
Central Information Commission (CIC) and Right to Information (RTI) - [1951]	Yashwantrao Chavan Academy of Development Administration-[YASHADA]	53.23	59.73	48.73
Higher Education Statistics and Public Information System (HESPIS)-[9020]	Maharashtra AISHE (All India Survey on Higher Education) State Unit	22.56
Marketing Support and Services-[1484]	City and Industrial Development Corporation of Maharashtra Limited - [CIDCO]	27.41	17.66
Research, Education and Training Outreach (REACHOUT)-[0325]	Educational Universities	74.95	11.32
Research and Development-[3237]	Educational Universities	25.00
Rashtriya Krishi Vikas Yojna-[9145]	Agricultural Universities	70.27	16.11	88.70
National Service Scheme-[9230]	Maharashtra State NSS Cell	974.71	1,193.72	1,162.65
Training Schemes-PPG&P- [1950]	Yashwantrao Chavan Academy of Development Administration-[YASHADA]	328.01	11.27
Strengthening Consumer Forum, Consumer Counseling and Mediation-[3047]	Food & Civil Supplies & Consumers Protection Department, Government of Maharashtra	12.32
Svavitva-[3880]	Rural Development Department, Government of Maharashtra	10.53
Sagarmala-[9826]	Maharashtra Maritime Board-[MMBMUM]	17,288.30	3,696.37
National Animal Disease Control Programme for Foot and Mouth Disease (FMD) and Brucellosis-[3743]	Maharashtra Livestock Development Board-[MLDB]	1,082.02
Other schemes for which funds are routed outside State Budget		1,14,58,801.72	1,05,82,578.47	1,25,89,303.50
	Total	1,27,66,314.79	1,20,61,924.00	1,38,49,293.35



APPENDIX VII - ACCEPTANCE AND RECONCILIATION OF BALANCES

(₹ in lakh)

Head of Account	Number of Acceptances Awaited	Earliest Year from which Acceptances are Awaited	Impact (Dr/Cr)	Amount of Difference from the earliest year to 31 March 2023
6202 - Loans for Education, Sports, Art and Culture	2	2021-22	(Cr)	176.02
6225 - Loans for Welfare of Scheduled Castes, Scheduled Tribes, Other Backward Classes and Minorities	1	2021-22	(Cr)	3.68
6250 - Loans for Other Social services	2	2020-21	(Cr)	276.35
6401 - Loans for Crop Husbandry	1	2019-20	(Cr)	77.03
6403- Loans for Animal Husbandry	2	2021-22	(Cr)	954.84
6435- Loans for Other Agricultural Programme	2	2020-21	(Cr)	1.84
7610- Loans to Government Servants	3	2021-22	(Cr)	305.09
8009 - State Provident Funds - 104 - AISPF	298	2003-04	(Cr)	11,61,837.00
8009 - State Provident Funds - 101 - Other than Class IV	3299	2003-04	(Cr)	195.17
8443 - Civil Deposits - 108 - Public Works Deposits	Not Available	2022-23	(Cr)	8,013.67
8443 - Civil Deposits - 109 - Forest Deposits	Not Available	2016-17	(Dr)	-124.70
8550 - Civil Advance - 101-Forest Advances	Not Available	2017-18	(Dr)	60.95
8658 - Suspense Account - 101 - 019 - M/o. Finance, Department of Economic Affairs	Not Available	2016-17	(Dr)	25.00
8658 - Suspense Account - 101-060 - M/o. National Highways	31	2017-18	(Dr)	19,762.96
8658 - Suspense Account - 101-039 - Central Pension Accounting Office, New Delhi	Not Available	2010-11	(Dr)	825.69

APPENDIX VII - ACCEPTANCE AND RECONCILIATION OF BALANCES - *concl.*

(₹ in lakh)

Head of Account	Number of Acceptances Awaited	Earliest Year from which Acceptances are Awaited	Impact (Dr/Cr)	Amount of Difference from the earliest year to 31 March 2023
8658 - Suspense Account - 102 - 110 - Postal Life Insurance	45	2020-21	(Cr)	0.35
8658 - Suspense Account - 102 - 150 - Controller of Defence Account Allahabad	Not Available	2019-20	(Dr)	14.57
8658 - Suspense Account -107 - Transfer between P.W. Offices	Not Available	1975-76	(Dr)	0.92
8670- Cheques and Bills - 104- Treasury cheques	2	2012-13	(Dr)	0.64
8782 - Cash Remittances and adjustments between officers rendering accounts to the same Accounts Officer- 102 - I - Public Work Remittances	Not Available	2022-23	(Dr)	1,669.75
8782 - Cash Remittances and adjustments between officers rendering accounts to the same Accounts Officer- 102 - II - Public Works Cheques	Not Available	2022-23	(Cr)	64,219.50
8782 - Cash Remittances and adjustments between officers rendering accounts to the same Accounts Officer- 103 - I - Forest Remittance	Not Available	2015-16	(Dr)	60,501.06
8782 - Cash Remittances and adjustments between officers rendering accounts to the same Accounts Officer- 103 - II - Cheques	Not Available	2015-16	(Cr)	3,31,961.84



APPENDIX –VIII - FINANCIAL RESULTS OF IRRIGATION SCHEMES

(i) - FINANCIAL RESULTS OF IRRIGATION WORKS

According to the present classification, the Irrigation Works are divided into “Commercial” and “Non-Commercial”. In the administrative accounts of Irrigation Projects, however, the works are categorised as ‘Productive’ and ‘Unproductive’, accordingly as the net revenue (gross revenue less working expenses) estimated to be derived from each work, on the expiry of ten years from the date of closure of the construction-estimates, covers or does not cover, the prescribed annual interest charges on the capital invested.

The State Government revised the criteria for declaration of a scheme as ‘Commercial’ from 1971-72 according to which the irrigation works satisfying the following conditions are considered as “Commercial”:-

- (a) Schemes, completed before 1 April 1951 (*i.e.* before commencement of the First Five Year Plan) and each costing more than ₹ 10 lakh or irrigating more than 4,000 acres.
- (b) Schemes, the construction of which had been completed after 31 March 1951 and which have been considered as major irrigation schemes or medium irrigation schemes.

The categories of schemes as Major, Medium and Minor are done by the Government of Maharashtra as given below :-

Category	Monetary Limit
Major ..	More than ₹ 500 lakh
Medium	More than ₹ 25 lakh (₹ 30 lakh in Hilly areas) and not more than ₹ 5 crores
Minor ..	Costing upto ₹ 25 lakh

The capital outlay on major works to the end of 2022-23, their works expenses and revenue receipts from them are shown in the statement at pages 388-389.

The revenue receipts of all five schemes shown in the statement were not adequate to cover both working expenses and interest on capital outlay

There was an overall net loss of ₹ 6,967.19 lakh (*i.e.* 34.64 *per cent*) after meeting the working expenses and interest charges on capital outlay.

The information regarding arrears in collection of water rates at the end of 2022-23 is still awaited (July 2023).

Note: Only Government Irrigation Projects having revenue receipts and/ or expenditure during the year are included.

APPENDIX VIII - FINANCIAL RESULTS OF IRRIGATION SCHEMES - *contd...*(i) - FINANCIAL RESULTS OF IRRIGATION WORKS - *contd...*

Sr. No.	Name of the Project	Capital Outlay during the year			Capital outlay to the end of the year			Revenue Receipt during the year		
		Direct	Indirect	Total	Direct	Indirect	Total	Direct Revenue Public Works Receipt	Indirect Receipt	Total
1	2	3	4	5	6	7	8	9	10	11
1	Kal River Project	902.42	9.02	911.44	1.99	1.99
2	Kukadi Project	5,693.43	56.93	5,750.36	9.08	9.08
3	Amba Project	1,540.65	15.41	1,556.06	0.76	0.76
4	Itiadh Project	1,049.45	10.49	1,059.94	0.01	0.01
5	Bhatsa Project	10,726.22	107.26	10,833.48	2.78	2.78
Total :		19,912.17	199.11	20,111.28	14.62	14.62

(₹ in lakh)

APPENDIX VIII - FINANCIAL RESULTS OF IRRIGATION SCHEMES - *contd...*(i) - FINANCIAL RESULTS OF IRRIGATION WORKS - *concl.*

(₹ in lakh)

Revenue forgone or remission of revenue during the year	Total Revenue during the year	Working expenses and maintenance during the year		Total	Net Revenue excluding Interest		Interest on Direct Capital Outlay.	Net Profit or Loss after meeting interest.	
		Direct	Indirect		Surplus of revenue (col. 13) over expenditure (col.16) (+) or excess of expenditure (col. 16) over revenue (-) (col.13)	Rate percent on Capital Outlay to the end of the year		Surplus of Revenue over expenditure (+) or excess of expenditure over revenue (-)	Rate percent on Capital Outlay to the end of the year.
12	13	14	15	16	17	18	19	20	21
....	1.99	1.99	0.22	58.71	(-) 56.72	(-) 6.22
....	9.08	9.08	0.16	5,698.70	(-) 5,689.62	(-) 98.94
....	0.76	0.76	0.05	157.26	(-) 156.50	(-) 10.06
....	0.01	0.01	71.19	(-) 71.18	(-) 6.72
....	2.78	2.78	0.03	995.95	(-) 993.17	(-) 9.17
TOTAL	14.62	14.62	0.07	6,981.81	(-) 6,967.19	(-) 34.64

- Note:-
- (i) Reasons for decrease/increase in the percentage of profit or loss as compared to previous year is based on actual receipt
- (ii) Financial results of project transferred to Irrigation Development Corporations and M.S.E.B. and classification as commercial/non-commercial Projects are awaited from Water Resources Department (July 2023)
- (iii) Indirect charges have been taken as one *per cent* of the actual direct charge on Capital and Revenue expenditure as per the provision of para 11 of Appendix II of Account Code for Accountant General
- (iv) The rate of interest for the year 2022-23 is taken as 7.9 *per cent* as per Government of Maharashtra Finance Department letter No.IRI-2021/P.K-08/2021/Vinimay, dated 20-09-2021 as rate of interest for year 2022-23 not communicated till date

APPENDIX VIII – FINANCIAL RESULTS OF IRRIGATION SCHEMES - *contd...*

(ii) - FINANCIAL RESULTS OF ELECTRICITY SCHEMES

The Government owned electricity schemes in Maharashtra, fall under the following three categories:-

Category	Scheme
(i) Commissioned Projects	(i) Koyna Hydro Electric Project, Stage I and II
	(ii) Koyna Hydro Electric Project, Stage III
	(iii) Vaitarna Hydro Electric Project
	(iv) Bhatghar and Vir Hydro Electric Project
	(v) Yeldari Hydro Eelectric Project
	(vi) Koyna Dam Foot Power House
	(vii) Paithan Hydro Electric Project
	(viii) Tillari Hydro Electric Project
	(ix) Pench Hydro Electric Project (Inter-State Project)
	(x) Vaitarna Dam Toe Hydro Electric Project
	(xi) Yeoteshwar Hydro Electric Project
	(xii) Bhira Tail Race Hydro Electric Project
	(xiii) Pawana Hydro Electric Project
	(xiv) Bhatsa Hydro Electric Project
	(xv) Khadakwasla Hydro Electric Project
	(xvi) Kanher Hydro Electric Project
	(xvii) Dhom Hydro Electric Project
	(xviii) Bhandardara Hydro Electric Project
	(xix) Bhima Ujjani Hydro Electric Project
	(xx) Koyna Hydro Electric Project, Stage IV
	(xxi) Dudhganga Hydro Electric Project
	(xxii) Manikdoh Hydro Electric Project
	(xxiii) Surya Hydro Electric Project
	(xxiv) Warna Hydro Electric Project
	(xxv) Dimbhe Hydro Electric Project
	(xxvi) Terwanmedhe Hydro Electric Project
	(xxvii) Surya Right Bank Canal Drop HEP
	(xxviii) Majalgaon Hydro Electric Project
	(xxix) Karanjwan Hydro Electric Project
	(xxx) Shahanoor Hydro Electric Project
	(xxxi) Ghatghar Pumped Storage Scheme
	(xxxii) Sardar Sarovar Inter-State Project
	(xxxiii) Dolwahal Hydro Electric Project
	(xxxiv) Konal Hydro Electric Project
	(xxxv) Wan Hydro Electric Project

APPENDIX VIII – FINANCIAL RESULTS OF IRRIGATION SCHEMES - contd...

(ii) - FINANCIAL RESULTS OF ELECTRICITY SCHEMES - contd...

The Government owned electricity schemes in Maharashtra, fall under the following three categories:-

Category	Scheme
(ii) On-going Projects	<ul style="list-style-type: none"> (i) Kumbhe Hydro Electric Project (ii) Kal Hydro Electric Project (iii) Koyna left Bank Power Station (iv) Koyna Dam Strengthening (v) Tillari Hydro Electric Project Stage II (vi) Sahastrakund Hydro Electric (Multipurpose) Project (vii) Renovation and Modernisation of Vir HEP
(iii) Still in the Stage of Survey and Investigation/ to be approved/ by the Planning Commission / the Central Electricity Authority	<ul style="list-style-type: none"> (i) Radhanagari Hydro Electric Project (ii) Kadvi Hydro Electric Project (iii) Kanher Hydro Electric Project (iv) Patgaon Hydro Electric Project (v) Temghar Hydro Electric Project (vi) Nera Deoghar Hydro Electric Project (vii) Deogad Hydro Electric Project (viii) Hetawane Hydro Electric Project (ix) Paithan (LBC) Hydro Electric Project (x) Upper Penganga Canal Drop (xi) Upper Wardha (LBC) Hydro Electric Project

(A) Commissioned Schemes and Projects

- (i) Koyna Hydro Electric Project Stage I and II (4x70 MW) + (4 x 80 MW)

This Project is located on Koyna River in Satara District. Total installed capacity in the underground power house is 600 MW. The annual design generation is expected to be 2,150 MUs. Four generating units of stage-1 were completed in 1962-63 and four generating units of stage-II were completed in 1966-67 and the power station had been handed over to the Maharashtra State Power Generation Company Limited (previously Maharashtra State Electricity Board) in April 1963 for operation and maintenance. The total capital expenditure to the end of 2022-23 is ₹ 8,178.93 lakh.

APPENDIX VIII – FINANCIAL RESULTS OF IRRIGATION SCHEMES - contd...

(ii) - FINANCIAL RESULTS OF ELECTRICITY SCHEMES - contd...

(A) Commissioned Schemes and Projects - contd...

(ii) Koyna Hydro Electric Project Stage III (4x80 MW)

The project is a tail race development of Koyna Stage I and II and is located in Chiplun Taluka, District Ratnagiri. Total installed capacity in the underground power house is 320 MW. The average annual design generation is expected to be 530 MUs. The power station was handed over to the Maharashtra State Power Generation Company Limited (previously Maharashtra State Electricity Board) in August 1979 for operation and maintenance. As the life span of said project is completed i.e.35 years, the process of its taking back for renovation and modernization from MAHAGENCO is in progress. The total capital expenditure to the end of 2022-23 is ₹ 8,219.10 lakh.

(iii) Vaitarna Hydro Electric Project (1x60 MW)

This multipurpose project is located on Vaitarna and Alwandi rivers in Nashik District. Installed capacity in the underground Power House is 60 MW and the annual design generation is 144 MUs. The Project also augments water supply to Mumbai city by 120 million gallon. The power station has been completed and handed over to Maharashtra State Power Generation Company Limited (previously Maharashtra State Electricity Board) in 1977 for operation and maintenance. As the life span of said project is completed i.e.35 years, the process of its taking back for renovation and modernization from MAHAGENCO is in progress. The total capital expenditure to the end of 2022-23 is ₹ 2,812.46 lakh.

(iv) Bhatgar and Vir Hydro Electric Projects (1x16 MW + 2 x 4.5 MW)

The project consists of two power houses at the foot of existing dams at Bhatgar and Vir in Pune District. Total installed capacity of the Power Station is 25 MW and the annual design generation is 61 MUs. The work of Vir power station was completed in 1975 and the work of Bhatgar Power station in March 1977. The power stations were handed over to Maharashtra State Power Generation Company Limited (previously Maharashtra State Electricity Board) in February 1978 for operation and maintenance. The said project was taken back on 1 May 2010 for renovation and modernisation purpose. Generation from above said project is being carried out presently by Water Resources Department. As the life span of Bhatghar HEP is also completed i.e. 35 years, the process of detailed project report of its taking back for renovation and modernization from MAHAGENCO is in progress. The total capital expenditure to the end of 2022-23 is ₹ 821.27 lakh.

(v) Yeldari Hydro Electric Project (3 x 7.5 MW)

This project is on Purna river in Jintur Taluka of Parbhani District. Total installed capacity of the project is 22.50 MW and annual design generation is about 45 MUs. The project was commissioned in March/May 1968 and handed over to Maharashtra State Power Generation Company Limited (previously Maharashtra State Electricity Board) in January 1969 for operation and maintenance. The life span of said project is completed i.e. 35 years, the process of its taking back for renovation and modernization from MAHAGENCO is in progress.

APPENDIX VIII – FINANCIAL RESULTS OF IRRIGATION SCHEMES - *contd...*

(ii) - FINANCIAL RESULTS OF ELECTRICITY SCHEMES - *contd...*

(A) Commissioned Schemes and Projects - *contd...*

(vi) Koyna Dam Foot Power House (2x20 MW)

Under this scheme two generating units of 20 MW capacity each have been installed in the surface Power House at the foot of Koyna Dam. The average annual design generation is about 184 MUs. The generating units I and II were commissioned in February 1981, March 1981 respectively and the Power Station was handed over to the Maharashtra State Power Generation Company Limited (previously Maharashtra State Electricity Board) on 30 September 1982 for operation and maintenance. The total capital expenditure to the end of 2022-23 is ₹ 42,038.08 lakh.

(vii) Paithan (Jayakwadi) Hydro Electric Project (1x12 MW)

Under this scheme, a 12 MW reversible pump turbine had been installed in the surface power house at the foot of Jayakwadi Irrigation Dam and the average annual design generation is 21 MUs. The generating unit was commissioned in November 1984 for conventional operation. The unit was commissioned for pumping mode in May 1987. The Power Station was handed over to the Maharashtra State Power Generation company Limited (previously Maharashtra State Electricity Board) in August 1987 for operation and maintenance. The total capital expenditure to the end of 2022-23 is ₹ 1,974.01 lakh.

(viii) Tillari Hydro Electric Project (1x60 MW)

The project is located on Tillari River in Chandgad taluka, Kolhapur district. Installed capacity in the underground Power House is 60 MW and the annual design generation is 132 MUs. The generating unit was commissioned on 10 October 1986 and the Power Station was handed over to the Maharashtra State Power Generation Company Limited (previously Maharashtra State Electricity Board) in April 1987 for operation and maintenance. The total capital expenditure to the end of 2022-23 is ₹ 8,327.67 lakh.

(ix) Pench Hydro Electric Project (Nagpur Region) (2 x 80 MW) (Maharashtra's share 53 MW)

This is an inter-state project between Madhya Pradesh and Maharashtra and is located at Totaladoh in Nagpur District. Cost and benefits of the “power part” of the project are shared in ratio of 2:1 between Madhya Pradesh and Maharashtra. Operation and Maintenance of the power station is looked after by Madhya Pradesh Electricity Board and maintenance of Civil Works of the project is looked after by Maharashtra Government. Two generating units of 80 MW capacity each are housed in an underground Power Station (Maharashtra’s share is 53 MW). Annual design generation will be about 400 MUs initially and 250 MUs in final phase. The two generating units had been commissioned in 1986-87. The water discharge from the Power Station will be utilized for irrigation down stream and also for cooling water supply to Koradi Thermal Power Station and water supply to Nagpur city. The total capital expenditure to the end of 2022-23 is ₹ 10,302.66 lakh.

(x) Vaitarna Dam Toe Hydro Electric Project (Nashik Region) (1x 1.5 MW)

Under this scheme one 1.5 MW generating unit had been installed at the foot of dam already constructed across Vaitarna river in Nashik District. Prior to this a 60 MW generating unit was already in existence, which was installed in the Vaitarna underground power house. Annual design generation is about 9 MUs. The generating unit had been commissioned on 21 September 1987 and the power station was handed over to the Maharashtra State Power Generation Company Limited (previously Maharashtra State Electricity Board) on 26 June 1992. The total capital expenditure to the end of 2022-23 is ₹ 329.98 lakh.

APPENDIX VIII – FINANCIAL RESULTS OF IRRIGATION SCHEMES - contd...

(ii) - FINANCIAL RESULTS OF ELECTRICITY SCHEMES - contd...

(A) Commissioned Schemes and Projects - contd...

(xi) Yeoteshwar Hydro Electric Project (Pune Region) (1x75 KW)

Under this scheme one 75 KW generating unit had been installed for utilizing the potential between Forebay and Ground service reservoir of the Satara city water supply scheme on Urmodi river. Annual design generation is about 0.59 MUs. The generating unit was commissioned on 2 January 1988. The total capital expenditure to the end of 2022-23 is ₹ 121.03 lakh.

(xii) Bhira Tail Race Hydro Electric Project (2x40 MW) (Konkan Region)

Under this scheme, tail water from Tata's Hydro Power Station of Bhira is utilized for power generation. The Project is located on Kundalika River in Mangaon Taluka, District Raigad. Two generating units of 40 MW capacity each have been installed in a surface power station and the annual design generation is 70 MUs. The two generating units had been commissioned on 13 September 1987 and 29 March 1988 respectively and the power station was handed over to the Maharashtra State Power Generation Company Limited (previously Maharashtra State Electricity Board) in March 1990 for operation and maintenance. The total capital expenditure to the end of 2022-23 is ₹ 7,985.28 lakh.

(xiii) Pawana Hydro Electric Project (1x10 MW) (Pune Region)

Under this scheme, one 10 MW generating unit had been installed in a surface power house at the foot of Pawana Dam constructed across River Pawana in Taluka Mawal, District Pune. Annual design generation is 16 MUs. The generating unit had been commissioned on 11 June 1988 and the Power Station was handed over to the Maharashtra State Power Generation Company Limited (previously Maharashtra State Electricity Board) in June 1992 for operation and maintenance. The total capital expenditure to the end of 2022-23 is ₹ 1,648.19 lakh.

(xiv) Bhatsa Hydro Electric Project (1 x 15 MW)

The project is located on Bhatsa river in Taluka Shahapur, District Thane. Under this scheme the water released from Bhatsa Dam will be utilized for power generation with one 15 MW generating unit installed in the surface power house at the foot of Bhatsa Dam. Annual design generation will be about 63 MUs. The generating unit had been commissioned on 28 September 1991. The power station has been handed over to Maharashtra State Power Generation Company Limited (previously Maharashtra State Electricity Board) in June 1997 for operation and maintenance. The total capital expenditure to the end of 2022-23 is ₹ 1,737.84 lakh.

(xv) Khadakwasla Hydro Electric Project (2 x 8 MW) (Pune Region)

Under this scheme, two surface power houses had been constructed one at the foot of the Panshet Dam on Ambi river and the other at the foot of Vir Baji Pasalkar Dam on Mose river (both in Pune district). 8 MW capacity generating unit had been installed in each power house. Annual design generation will be about 51 MUs. The generating units had been commissioned on 31 March 1991 and 21 August 1991 respectively. The power stations have been handed over to Maharashtra State Power Generation Company Limited (previously Maharashtra State Electricity Board) in April 1996 for operation and maintenance. The total capital expenditure to the end of 2022-23 is ₹ 2,925.00 lakh.

APPENDIX VIII – FINANCIAL RESULTS OF IRRIGATION SCHEMES - contd...

(ii) - FINANCIAL RESULTS OF ELECTRICITY SCHEMES - contd...

(A) Commissioned Schemes and Projects - contd...

(xvi) Kanher Hydro Electric Project (1 x 4 MW)

Under this scheme, one 4 MW generating unit had been installed at the foot of Kanher Irrigation Dam on Venna river in Satara Taluka, District Satara. Annual design generation will be 15 MUs. The generating unit had been commissioned on 19 August 1991. The power station has been handed over to Maharashtra State Power Generation Company Limited (previously Maharashtra State Electricity Board) in March 1997 for operation and maintenance. The total capital expenditure to the end of 2022-23 is ₹ 1,082.40 lakh.

(xvii) Dhom Hydro Electric Project (2 x 1 MW)

Under this scheme, two numbers 1 MW generating units had been installed at the foot of Dhom Irrigation Dam on Krishna River in Wai Taluka, District Satara. Annual design generation is about 9 MUs. The generating units have been commissioned on 12 March 1992 and 31 March 1992 respectively. The Power station has been handed over to Maharashtra State Power Generation Company Limited (previously Maharashtra State Electricity Board) in April 1997 for operation and maintenance. The total capital expenditure to the end of 2022-23 is ₹ 601.94 lakh.

(xviii) Bhandardara Hydro Electric Project (1 x 34 MW) (Nashik Region)

The Project envisages utilization of the releases from the Bhandardara Reservoirs on Prawara River in Taluka Akole, District Ahmednagar, with capacity of 34 MW near Radha fall down stream. Number of generating unit is one. Power house was commissioned on 19 May 1999. This project is handed over to private developer M/s Dodson Lindblom in December 2006 for operation and maintenance. The total Capital expenditure to the end of 2022-23 is ₹ 12,598.78 lakh.

(xix) Bhima Ujjani Hydro Electric Project (1 x 12 MW)

Under this schemes one 12 MW reversible pump turbine has been installed in the power house at the foot of Ujjani Irrigation Dam on Bhima River in Solapur District. Annual design generation is about 21 MUs. The generating unit has been commissioned in May 1994. The power station has been handed over to Maharashtra State Power Generation Company Limited (previously Maharashtra State Electricity Board) in October 1997 for operation and maintenance. The total capital expenditure to the end of 2022-23 is ₹ 5,656.74 lakh.

(xx) Koyna Hydro Electric Project Stage IV (4 x 250 MW) (Pune Region)

Under this scheme 4 units each of 250 MW were installed in a new underground power house to be located in the adjacent valley near Koyna I and II Complex to increase the installed capacity by 1,000MW and reduce the load factor of Koyna I and II. The tail water release from power house will be discharged into Kolkewadi Reservoir i.e. storage for Koyna III. World Bank had sanctioned loan assistance of 230 million dollars for this project. This project was handed over to Maharashtra State Power Generation Company Limited (previously Maharashtra State Electricity Board) for operation and maintenance on 15 May 2002. However, operation and maintenance of the Project is being carried out jointly by Maharashtra State Power Generation Company Limited and GoM, Water Resources Department. Four generating units of project have been commissioned on 20 June 1999, 25 November 1999, 3 March 2000 and 3 May 2000 respectively. Revised estimate (provided for residual work and establishment cost) is ₹ 1,98,761.00 lakh. The total capital expenditure to the end of 2022-23 is ₹ 2,73,107.84 lakh.

APPENDIX VIII – FINANCIAL RESULTS OF IRRIGATION SCHEMES - contd...

(ii) - FINANCIAL RESULTS OF ELECTRICITY SCHEMES - contd...

(A) Commissioned Schemes and Projects - contd...

(xxi) Dudhganga Hydro Electric Project (2 x 12 MW) (Pune Region)

The project envisages installation of two 12 MW Generating Units at the foot of Asangaon Irrigation Dam on Dudhganga River in Radhanagari Taluka, District Kolhapur. Annual design generation will be about 57 MUs. The two units of the project were commissioned on 27 February 2000 and 31 March 2000 respectively. This project was handed over to Maharashtra State Power Generation Company Limited (previously Maharashtra State Electricity Board) for operation and maintenance on 15 May 2002. The total capital expenditure to the end of 2022-23 is ₹ 6,065.52 lakh.

(xxii) Manikdoh Hydro Electric Project (1 x 6 MW)

Under this scheme, one 6 MW generating unit has been installed at the foot of Manikdoh Irrigation Dam on Kukadi River in Junnar Taluka, District Pune. Annual design generation is about 18 MUs. Generating unit has been commissioned in November 1995. The project was handed over to Maharashtra State Power Generation Company Limited (previously Maharashtra State Electricity Board) for operation and maintenance of the project on 15 May 2002. The total Capital expenditure to the end of 2022-23 is ₹ 2,104.17 lakh.

(xxiii) Surya Hydro Electric Project (1 x 6 MW) (Konkan Region)

The project envisages installation of one 6 MW generating unit at the foot of Dhamni Irrigation Dam on Surya River in Jawahar Taluka, District Thane. The generating unit has been commissioned on 1 January 1999. Annual design generation is about 21 MUs. The project was handed over to Maharashtra State Power Generation Company Limited (previously Maharashtra State Electricity Board) for operation and maintenance on 16 May 2002. Revised estimated cost is ₹ 1,833 lakh. The total Capital expenditure to the end of 2022-23 is ₹ 2,714.54 lakh.

(xxiv) Warna Hydro Electric Project (2 x 8 MW)

The project envisages installation of two 8 MW generating units at the foot of Warna Irrigation Dam on Warna River in Shirala Taluka, District Sangli. Annual design generation is about 56 MUs. The two generating units of this project have been commissioned on 16 September 1998 and 1 September 1999 respectively. The power station was handed over to Maharashtra State Power Generation Company Limited (previously Maharashtra State Electricity Board) on 15 May 2002. The total Capital expenditure to the end of 2022-23 is ₹ 3,694.93 lakh.

(xxv) Dimbhe Hydro Electric Project (1 x 5 MW) (Pune Region)

The project envisages installation of one 5 MW generating unit at the foot of Dimbhe Irrigation Dam on Ghod River in Ambegaon Taluka, District Pune. Annual design generation is about 18 MUs. Unit has been commissioned on 7 November 1998. The project was handed over to Maharashtra State Power Generation Company Limited (previously Maharashtra State Electricity Board) for operation and maintenance on 15 May 2002. The total Capital expenditure to the end of 2022-23 is ₹ 1,520.23 lakh.

APPENDIX VIII – FINANCIAL RESULTS OF IRRIGATION SCHEMES - contd...

(ii) - FINANCIAL RESULTS OF ELECTRICITY SCHEMES - contd...

(A) Commissioned Schemes and Projects - contd...

(xxvi) Terwanmedhe Hydro Electric Project (1x 200 KW) (Konkan Region)

The project envisages installation of one 200 KW generating unit at the foot of Terwanmedhe pick-up weir on Kharari Nalla (Tributary of Tillari River) in Sawantwadi Taluka, District Sindhudurg. Annual design generation is about 1.03 MUs. The unit has been commissioned on 31 March 1998. The project was handed over to Maharashtra State Power Generation Company Limited (previously Maharashtra State Electricity Board) for operation and maintenance on 15 May 2002. The total Capital expenditure to the end of 2022-23 is ₹ 204.49 lakh.

(xxvii) Surya Right Bank Canal Drop Hydro Electric Project (1 x 750 KW)

The project envisaging utilization of 13 meter natural fall in the Surya Right Bank Irrigation Canal at Chainage Km 28/464 Km. Installation of one 750 KW generating unit is located in Palghar Taluka, District Thane. Annual design generation will be about 5.58 MUs. The unit was commissioned on 6 April 1998. Project was handed over to Maharashtra State Power Generation Company Limited (previously Maharashtra State Electricity Board) for operation and maintenance on 15 May 2002. Revised estimates are being prepared. The total Capital expenditure to the end of 2022-23 is ₹ 1,471.29 lakh.

(xxviii) Majalgaon Hydro Electric Project (3 x 750 KW)

The project envisaging utilization of Irrigation releases from the Majalgaon Irrigation Dam with installation of three generating units of 750 KW capacity each located in Majalgaon Taluka, District Beed. Annual design generation is about 8.78 MUs. All three units of the Project are commissioned. The total capital expenditure to the end of 2022-23 is ₹ 1,487.45 lakh.

(xxix) Karanjawan Hydro Electric Project (1 x 3 MW)

The project envisaging utilization of Irrigation releases from the Karanjwan Irrigation Dam with installation of one 3 MW generating unit is located in Dindori Taluka, District Nashik. Annual design generation is about 8.54 MUs. The project was commissioned in October 2001. Project is operated by GoM, Water Resources Department. The total Capital expenditure to the end of 2022-23 is ₹ 1,807.50 lakh.

(xxx) Shahanoor Hydro Electric Project (Amravati Region) (1 x 750 KW)

The project envisaging utilization of Irrigation releases from the Shahanoor Irrigation Dam with an installation of one 750 KW generating unit is located in Achalpur Taluka, District Amravati. Annual design generation is about 2.68 MUs. Project was successfully commissioned on full load in January 2006. Power purchase agreement of the said project was signed by the MAHADISCOM. The revenue is being received every month regularly to GoM, Water Resources Department. The total Capital expenditure to the end of 2022-23 is ₹ 682.51 lakh.

APPENDIX VIII – FINANCIAL RESULTS OF IRRIGATION SCHEMES - *contd...*

(ii) - FINANCIAL RESULTS OF ELECTRICITY SCHEMES - *contd...*

(A) Commissioned Schemes and Projects - *concl.*

(xxxix) Ghatghar Pumped Storage Scheme (2 x 125 MW)

Under Ghatghar pumped Storage scheme, two reversible units of 125 MW capacity each are installed in an underground power house. The upper reservoir is constructed on Pravara River near Ghatghar Village upstream of the existing Bhandardara Dam in Taluka Akole, District Ahmednagar. Peak energy generation is about 467 MUs per annum. Two Units of the Project have been commissioned on 9 April 2008 and 23 June 2008 respectively. Revised estimates of ₹ 1,578.53 crore is approved as per GoM, Water Resources Department's resolution No. Ghatghar- 0411/(267/2011)LP-1, dated 6 July 2011, 3rd Administrative Approval to the estimates amounting to ₹ 1,578.90 crore was granted. The total capital expenditure to the end of 2022-23 is ₹ 1,76,000.96 lakh.

(xxxix) Sardar Sarovar Project (Maharashtra Share Narmada HEP)

(6 x 200 MW + 5 x 50 MW)

This is multipurpose inter State project amongst Madhya Pradesh, Gujarat and Maharashtra. This project is located near Navgam village in Gujarat. It is proposed to install 6x200 MW generating units in the underground Power House and 5x50 MW generating units in the canal Head Power House. The total installed capacity is 1450 MW. Maharashtra's share of power from this project is 27 *per cent* i.e. 391.5 MW. The project is executed by Gujarat State and is fully commissioned. ₹ 1,598.54 crore have been reimbursed to Gujarat up to December 2018 towards Maharashtra's share of expenditure on the project. The total Capital expenditure to the end of 2022-23 is ₹ 2,04,657.30 lakh.

(xxxix) Dolwahal Hydro Electric Project (2 x 1 MW)

The project envisaging surplus water releases from the Dolwahal Irrigation Weir with installation of two generating units of 1 MW capacity each is located in Roha Taluka, District Raigad. Annual design generation is about 5.56 MUs. The Project estimated to cost ₹ 892.82 lakh has been administratively approved by the State Government under Water Resources Department Resolution on dated 21 August 1996. Operation and Maintenance of this project is carried out by GoM, Water Resources Department. The total Capital Expenditure to the end of 2022-23 is ₹ 1,866.36 lakh.

(xxxix) Konal Hydro Electric Project (2 x 5 MW)

Two units of 5 MW each using water released through underground tunnel for Irrigation from the Tillarwadi Dam situated in Sawantwadi Taluka of Sindhudurg District. Expected annual design generation is 50.94 MUs.

The project is implemented through privatization under GoM, Water Resources Department 'Captive Power Generation' Policy. The project is handed over to private developer in May 2004 and the project was commissioned on 5 April 2010. The total capital expenditure to the end of 2022-23 is ₹ 2,432.26 lakh.

(xxxix) Wan Hydro Electric Project (1 x 1500 MW)

Wan HEP envisages installation of one generating unit of 1500 KW capacity. The foot of Wan river irrigation dam by availing irrigation releases for power generation. The project is situated at village Wari, Taluka Telhara, District Akola. Expected annual design generation is about 4.20 MUs and estimated cost of the project administratively approved is ₹ 712.42 lakh. The unit was commissioned on 1 April 2008. Operation and maintenance of the said project is carried out by GoM, Water Resources Department. Power Purchase Agreement was signed with MAHADISCOM. The total capital expenditure to the end of 2022-23 is ₹ 890.66 lakh.

APPENDIX VIII – FINANCIAL RESULTS OF IRRIGATION SCHEMES - *contd...*

(ii) - FINANCIAL RESULTS OF ELECTRICITY SCHEMES - *contd...*

(B) On going Projects

(i) Kumbhe Hydro Electric Project (1 x 10 MW)

The project envisages installation of one generating unit of 10 MW capacity near Kumbhe village of Taluka Mangaon, District Raigad on Nirabai river. Expected annual design generation is about 26.84 MUs. Administrative approval to the cost of ₹ 9,724.31 lakh was given by the GoM, Water Resources Department on 15 October 1998. The total Capital expenditure to end of 2022-23 is ₹ 26,107.68 lakh.

(ii) Kal Hydro Electric Project (1 x 15 MW)

The project envisages installation of one generating unit of 15 MW capacity near village Vasangi, Taluka Mahad, District Raigad on Kal river. Expected annual generation is about 37.50 MUs. Administrative Approval to the cost of ₹ 9,899.69 lakh was given by the GoM, Irrigation Department vide letter No. Kal/1097/207/97/H.P, dated 14 July 1998. Kal and Kumbhe projects are planned to be implemented jointly as one project and accordingly combined project report (₹ 19,487.12 lakh) was given 1st administrative approval by GoM, Water Resources Department vide resolution No. HEP-1073/(163/2003)/HP, dated 28 June 2004.

Kal and Kumbhe projects are planned to be implemented jointly as one project and accordingly the combined project report (₹ 37,641.74 lakh) was given 2nd administrative approval by GoM, Water Resources Department vide resolution No. HEP-1208/(199/2008)/HP, dated 31 December 2009. 3rd administrative approval to the cost of ₹ 74,044.08 lakh was given to Kal and Kumbhe H.E.P. vide resolution No. HEP-1210/(267/2010)/HP, dated 6 January 2011. Contract agreement is signed with the contractor for the works of main plant of Kal HEP and Work Order was issued on 23 December 2011. The total capital expenditure to the end of 2022-23 is ₹ 97,373.17 lakh.

(iii) Koyna Left Bank Power Station (2 x 40 MW)

This power house is situated on right canal and its installed capacity is 40 MW i.e. two units of 20 MW capacity each. Design discharge of this power house is 68 m³/sec. It includes many lift irrigation schemes on Krishna river. Planning of all these schemes is made by MKVDC. A power house of 80 MW installed capacity with two units of 40 MW capacity each is proposed on left canal of Koyna Dam. GoM, Water Resources Department vide resolution No. Koyna 2000/197/2000/HP, dated 20 February 2004 accorded administrative approval to the estimate of ₹ 24,501.63 lakh. Contract agreement is signed with contractor for supply, erection, testing and commissioning of Main plant and crane of this project.

(iv) Koyna Dam Strengthening

103 Meter high dam was constructed in 1963 across Koyna River in Patan Taluka of Satara district. While taking up dam work, the dam site was not recognized as Earthquake prone zone. In view of this, while original designing of Koyna dam, a meager 5 *per cent* maximum gravitational acceleration was considered. Due to the earthquake on 11 December 1967, cracks were noticed on non-overflow portion of the dam. That portion on the dam was strengthened in 1973. No damage was noticed on portion of the dam and because of which that portion of dam was not strengthened. However after 1967 earthquake, earthquake of various magnitude are being felt in Koyna-Warna Valley. After Killari's massive earthquake on 30 September 1993, Government of Maharashtra has appointed an expert committee under chairmanship of retired Secretary Shri V. R. Deuskar to study and recommend necessity of strengthening of 27 dams including Koyna dam in the earthquake prone zone across Maharashtra.

APPENDIX VIII – FINANCIAL RESULTS OF IRRIGATION SCHEMES - conclud.

(ii) - FINANCIAL RESULTS OF ELECTRICITY SCHEMES - conclud.

(B) On going Projects - conclud.

The committee recommended to strengthen the portion of Koyna dam and while doing so, possibility of increasing Koyna Dam's full reservoir level by 5 *ft.* may be considered. Based on this recommendation, detail project report was prepared after designing strengthening process and obtaining approval of above expert committee. GoM, Water Resources Department vide resolution No. Koyna 1002/(120/2003)/H.P, dated 22 July 2003 accorded administrative approval to the estimate of ₹ 96.01 crore for the strengthening of Koyna Dam. All the works are completed.

(v) Tillari Hydro Electric Project Stage II

The project is situated in Chandgad Taluka in Kolhapur district. Under this project water of Bandra nalah, Paleparmar nalah and Bhandora nalah is utilized for power generation. The Proposal to construct dams has been approved and Water Resources Department has given administrative approval to the estimate of ₹ 29,535.74 lakh vide resolution No. Tillari 2002/(159/2002)HP, dated 29 September 2010. The total capital expenditure to the end of 2022-23 is ₹ 682.02 lakh.

(vi) Sahastrakund Hydro Electric (Multipurpose) Project (1 x 20 MW and 1 x 5 MW)

The project is situated on Penganga river in Nanded district. The project includes work of main dam at Mauje Kautha and Sandal dam at Singnoor and joining canal. 60 MUs electricity will be produced by two power stations. GMIDC vide resolution No.(9/2009) dated 20 July 2009 accorded Administrative approval to the estimate of ₹ 58,300 lakh.

(vii) Renovation & Modernisation of Veer HEP

Veer Hydro Electric Project was given to MSPGCL for O& M on lease basis for 35 years. After completion of lease period this project was taken back from MSPGCL by Water resources Department in June 2010 and O&M is carried out departmentally.

Notification of Award for Veer Hydro Electric Project is issued to Private Developer through competitive Bidding for Renovation and Modernisation of project on lease basis.

(a) The Solapur Electricity undertaking was taken over by the Government on 1 October 1958. The undertaking was transferred to the Maharashtra State Electricity Board from June 1968. The Capital outlay to the end of 1994-1995 was ₹ 104.50 lakh. The revenue in arrears at the end of March 1995 was ₹ 75.14 lakh, out of which ₹ 71.17 lakh were due from the Solapur Spinning and Weaving Mills Limited. The supply of electricity to the Mills was discontinued from February 1964 and the claim for the arrears was lodged with the liquidators, as the Mills had gone into liquidation and recovery of ₹ 75.14 lakh could not be affected so far.



APPENDIX - IX

COMMITMENTS OF THE GOVERNMENT-LIST OF INCOMPLETE CAPITAL WORKS

(i) ABSTRACT OF COMMITMENTS-INCOMPLETE CAPITAL WORKS

(₹ in lakh)

Period	Irrigation *		Building *		Roads *		Housing *		Bridges *		Total amount involved
	No of Works	Amounts	No of Works	Amounts	No of Works	Amounts	No of Works	Amounts	No of Works	Amounts	
Prior to 1995	19	5,95,245.61	5,95,245.61
1995 to 2000	5	1,38,297.11	1,38,297.11
2000 to 2005	1	682.02	682.02
2005 to 2010	1	42,038.08	42,038.08
2010 to 2023	1	945.13	945.13
Total	26	7,76,262.82	1	945.13	7,77,207.95

* The information of list of incompleted works relating to various Divisions of Public Works/Water Resources Department is awaited and hence to the extent this appendix is not complete

APPENDIX –IX - contd...

(ii) COMMITMENTS OF THE GOVERNMENT -LIST OF INCOMPLETE CAPITAL WORKS (COSTING ₹ 1 CRORE AND ABOVE)

MAJOR HEAD - 4701 & 4801 - IRRIGATION AND HYDRO ELECTRIC PROJECTS

(₹ in lakh)

Sr. No.	Name of Project/Works	Estimated cost of work / date of sanction	Year of Commencement	Target Year of Completion	Physical Progress of work (in percent)	Expenditure during the year	Progressive Expenditure to the end of the year	Pending Payment	Revised cost if any
1	2	3	4	5	6	7	8	9	10
1	Bhokarbari	₹ 241.78 /No.BKR/1088/8377(1188/88), Dt. 30 January 1991 1978	3-1997	*	401.12	*	434.66
2	Bhatsa Project	₹ 1,368 /Dt. 28 June 1967 4-1997	3-2001	*	10,726.22	*	1,55,000.00
3	Hatiz Hingani	₹ 381.42 /No.ADD/CE/PBIV/10541, Dt. 7 November 1977 7-11-1977	6-1998	*	1,266.53	*	1,924.08
4	Jam Nalla	₹ 667.91 /No.2290/390/91, Dt. 23 February 1994 10-1995	6-2000	*	1,735.28	*	4,994.00
5	Khari	₹ 563.37 /No. MIM/2989/202/89/MI-2, Dt.7 May 1992 8-12-1995	1999-2000	*	380.75	*	1,775.40
6	Lower Godawari	₹ 3,224 /No.PLM/9596/677, Dt. 25 May 1979 1982	2001	*	24,275.87	*	23,379.00
7	Mandwa Project	₹ 55 /No.MAN/1072/10740/233, Dt. 9 September 1976 1976-1977	1986	*	152.90	*	86.58
8	Paithan MP	₹ 218.28 /No.B-1/IG-96-97/EDD/A-4/93, Dt. 16 May 1996 22-5-1996	16-5-1997	*	1,974.01	*	218.28
9	Surya	₹ 145,90 /No.119/(667/91) MP-Z, Dt. 28 September 1994 5-1974	2000-01	*	26,982.72	*	22,624.00
10	Sangameshwar	₹ 645.63 12-12-1989	*	3,245.95	*	4,405.00
11	Susari	₹ 257.70 /Dt. 15 May 1988 2-1992	6-1999	*	6.99	*	3,379.00
12	Tillari Project	₹ 4,520.48 /GrNoB15/6679/(1736)WR/CC (I), Dt. 15 March 1979 3-1986	2001	*	39,290.28	*	2,49,678.00
13	Upper Manar	₹ 2,305.98 lakh /UPN/1080/2064/WRI, Dt.16 November 1983 1983-84	2000	*	860.99	*	63,595.59

(*) Information awaited from departments

APPENDIX – IX - contd...

(ii) COMMITMENTS OF THE GOVERNMENT -LIST OF INCOMPLETE CAPITAL WORKS (COSTING ₹ 1 CRORE AND ABOVE) - contd...

MAJOR HEAD - 4701 & 4801 - IRRIGATION AND HYDRO ELECTRIC PROJECTS - contd..

(₹ in lakh)

Sr. No.	Name of Project/Works	Estimated cost of work / date of sanction	Year of Commencement	Target Year of Completion	Physical Progress of work (in percent)	Expenditure during the year	Progressive Expenditure to the end of the year	Pending Payment	Revised cost if any	
1	2	3	4	5	6	7	8	9	10	
14	Waghodi Project	₹ 177 /No.KJL/1083/394(84/83), Dt. 3 September 1994	1988	1994	*	915.42	*	5,322.00
15	Chandrabhaga	₹ 2,479.47 /No.BG/1089/(294/89), Dt. 26 September 1990	10-1991	12-2001	*	11.29	*	22,248.00
16	Koyana HEP St.IV	₹ 4,923.86 /No.KOY/1091/C-428/91, Dt. 18 February 1992 and ₹ 27,316.22/Gr.No.HYP/1181, Dt. 16 December 1993	10-3-1992	1998	*	1,434.99	2,73,107.84	*	2,45,715.00
17	Upper Wardha Project	₹ 13.05 /PIM/2664/96951/(Cell), Dt. 13 February 1965	1976	2002	*	2,029.84	*	1,63,472.00
18	Kukadi Project	Third Revision No. KUK 1090/SA/242/(1122/90)MP(1), Dt. 5 August 1994	1968	2015	*	5,693.43	*	3,94,817.00
19	Bhima Project	Original cost ₹ 42.58 Cr., Sanction Dt. 17 March 1965	1966	6-2015	*	2,879.02	*	2,62,220.00
20	Koyna Dam Foot Power House	₹ 379.78 cr Sanctioned amount /No. Koyna 2000(197/2000) HP Mantralaya, Dt. 20 February 2004	2007-08	2013-14	*	306.86	42,038.08	*	37,978.00
21	Upper Penganga Project	₹ 3,506 lakh /PIM 4068/13933/IP-2 Dt.8 November 1968	*	*	*	2,046.05	*	3,55,028.00
22	Nandur Madhmeshwar Project	₹ 4,870.22 lakh	*	*	*	5,273.55	*	2,21,059.00
23	Dhom Balkawadi Project	₹ 261.72 crore	*	*	*	2,148.52	*	1,40,251.00
24	Kumbhe H E P	₹ 9,724.31 lakh sanctioned cost /No. Kumbhe 1097/(226/97) HP, Dt. 15 October 1998	1998	*	*	1.17	26,107.68	*	25,838.00

APPENDIX – IX - *contd...*(ii) COMMITMENTS OF THE GOVERNMENT -LIST OF INCOMPLETE CAPITAL WORKS (COSTING ₹ 1 CRORE AND ABOVE) - *contd...*
MAJOR HEAD - 4701 & 4801 - IRRIGATION AND HYDRO ELECTRIC PROJECTS - *concl.* (*₹ in lakh*)

Sr. No.	Name of Project/Works	Estimated cost of work / date of sanction	Year of Commencement	Target Year of Completion	Physical Progress of work (in percent)	Expenditure during the year	Progressive Expenditure to the end of the year	Pending Payment	Revised cost if any	
1	2	3	4	5	6	7	8	9	10	
25	Sardar Sarovar Project	*	*	*	3,439.95	2,04,657.30	*	54,77,294.00	
26	Kal Hydro-Electric Project	₹ 9,899.69 lakh /No. Kal/1097/207/97/HP, Dt. 14 July 1988	*	*	97,373.17	*	48,206.57	
27	Tillari Hydro-Electric Project Stage II	Revised sanction No. Tillari 2002/(159/2002) HP, Dt. 29 September 2010	2002	*	*	16.17	682.02	*	2,49,678.00
Total :						5,199.14	7,76,262.82	*	81,80,620.16	

(*) Information awaited from departments

APPENDIX - IX - *concl.*

(v) COMMITMENTS OF THE GOVERNMENT - LIST OF INCOMPLETE CAPITAL WORKS (BRIDGES)

MAJOR HEAD - 4059 - BUILDINGS

<i>(₹ in lakh)</i>									
Sr. No	Name of Project/Works	Estimated cost of work / date of sanction	Year of Commencement	Target Year of Completion	Physical Progress of work (in percent)	Expenditure during the year	Progressive Expenditure to the end of the year	Pending Payment	Revised Cost if any/date of revision
1	2	3	4	5	6	7	8	9	10
1	Construction of Balance work of high mount VVIP Rest house Building of C.S. No 224 Making Hill Mumbai	Mah/BDG/2023/263/B-3 DT 12/07/2022	22/09/2022	2023 (450 Calender days)	*	945.13	945.13	*	
Total :						9,45.13	9,45.13		

(*) Information awaited from department

APPENDIX . X

MAINTENANCE EXPENDITURE WITH SEGREGATION OF SALARY AND NON-SALARY PORTION

(₹ in lakh)

Grant No.	Name of Grant	Heads of Expenditure	Description	Components of Expenditure		
				Salary	Non-Salary	Total
A01	Governor and Council of Ministers	2012-03-103--008-27	Maintenance and Repairs of furnishing of Official Residence	10.00	10.00
		2012-03-103--010-01	Maintenance of Raj Bhavan and upkeep of Gardens	129.95	129.95
		2012-03-103--010-06	Maintenance of Raj Bhavan and upkeep of Gardens	160.97	160.97
		2012-03-103--010-11	Maintenance of Raj Bhavan and upkeep of Gardens	0.23	0.23
		2012-03-103--010-13	Maintenance of Raj Bhavan and upkeep of Gardens	4.96	4.96
		2012-03-103--010-27	Maintenance of Raj Bhavan and upkeep of Gardens	34.74	34.74
		2012-03-108--013-13	Maintenance of Official Railway Saloon	12.68	12.68
A04	Secretariat and Miscellaneous General Services	2059-80-053--001-27	Maintenance and up-keep of Hutatma Smaraks	12.58	12.58
D04	Animal Husbandry	2403-00-102--270-36	Maintenance of Record of Milk and Deoni cattle (Non-Plan)	2.77	2.77
		2403-00-109--D22-31	Dr. Panjabrao Deshmukh Hostel Maintenance Allowance Scheme (Maharashtra Animal and Fishery Sciences University Internal)	27.97	27.97
E02	General Education	2202-01-102--187-28	Service charges for services provided to non government primary schools by the Central Records Maintenance Agency under the National Pension Scheme NPS (Committed)	14.73	14.73
		2202-01-107-A-008-31	Maintenance Grants to the Non-Government Junior Colleges of Education	17.62	17.62
		2202-01-107-A-008-36	Maintenance Grants to the Non-Government Junior Colleges of Education	8,961.78	8,961.78
		2202-01-196--188-28	Service charge for services rendered to Zilla Parishads by Central Records Maintenance Agency under National Pension Scheme NPS (Committed)	53.59	53.59

APPENDIX . X - contd...

MAINTENANCE EXPENDITURE WITH SEGREGATION OF SALARY AND NON-SALARY PORTION

(₹ in lakh)

Grant No.	Name of Grant	Heads of Expenditure	Description	Components of Expenditure		
				Salary	Non-Salary	Total
E02	General Education	2202-02-110--189-28	Service charges for services provided to non government secondary schools by the Central Records Maintenance Agency under the National Pension Scheme NPS (Committed)	77.94	77.94
E03	Secretariat and Other Social Services	2204-00-104--531-31	Maintenance of District Sports Complexes	495.17	495.17
H03	Housing	2216-05-053-031-27	Repairs to buildings	44,453.07	44,453.07
		2216-05-053-032-14	Municipal Taxes	2,643.76	2,643.76
		2216-05-053-273-27	Superintending Engineer, P.W.Circle, Mumbai	4,151.43	4,151.43
		2216-05-053-274-27	Superintending Engineer, P.W.Circle, Thane	256.18	256.18
		2216-05-053-275-27	Superintending Engineer, Raigad P.W. Circle, Navi Mumbai	153.87	153.87
		2216-05-053-276-27	Superintending Engineer, P.W. Circle, Ratnagiri	140.15	140.15
		2216-05-053-277-27	Superintending Engineer, P.W. Circle, Pune	848.49	848.49
		2216-05-053-278-27	Superintending Engineer, P.W. Circle, Satara	177.84	177.84
		2216-05-053-279-27	Superintending Engineer, P.W. Circle, Kolhapur	252.41	252.41
		2216-05-053-280-27	Superintending Engineer, P.W. Circle, Solapur	226.80	226.80
		2216-05-053-281-27	Superintending Engineer, P.W. Circle, Nashik	580.30	580.30
		2216-05-053-282-27	Superintending Engineer, P.W. Circle, Jalgaon	151.23	151.23
		2216-05-053-283-27	Superintending Engineer, P.W. Circle, Dhule	208.49	208.49

APPENDIX . X - contd..

MAINTENANCE EXPENDITURE WITH SEGREGATION OF SALARY AND NON-SALARY PORTION

(₹ in lakh)

Grant No.	Name of Grant	Heads of Expenditure	Description	Components of Expenditure		
				Salary	Non-Salary	Total
H03	Housing	2216-05-053-284-27	Superintending Engineer, P.W.Circle,Ahmednagar	137.33	137.33
		2216-05-053-285-27	Superintending Engineer, P.W.Circle,Aurangabad	180.28	180.28
		2216-05-053-286-27	Superintending Engineer, P.W.Circle,Nanded	262.20	262.20
		2216-05-053-287-27	Superintending Engineer, P.W.Circle,Osmanabad	422.98	422.98
		2216-05-053-288-27	Superintending Engineer, P.W.Circle,Amravati	207.57	207.57
		2216-05-053-289-27	Superintending Engineer, P.W.Circle,Yavatmal	100.47	100.47
		2216-05-053-290-27	Superintending Engineer, P.W.Circle,Akola	260.46	260.46
		2216-05-053-291-27	Superintending Engineer, P.W.Circle,Nagpur	1,937.55	1,937.55
		2216-05-053-292-27	Superintending Engineer, P.W.Circle,Gadchiroli	150.21	150.21
		2216-05-053-293-27	Chief Engineer, (Electrical), Mumbai	1,267.89	1,267.89
		2216-05-053-294-27	Director, Parks and Gardens, Mumbai	79.57	79.57
		2216-05-053-295-27	Superintending Engineer, National Highway Circle, Mumbai	11.00	11.00
		2216-05-053-297-27	Superintending Engineer, P.W. Circle, Chandrapur	264.38	264.38
		2216-05-053-036-27	Director General of Police	29.36	29.36
		2216-05-053-037-27	Commissioner of Police, Mumbai	9.04	9.04
2216-05-053-034-27	Registrar, High Court, Appellate Side	532.28	532.28		
H04	Secretariat and Other Economic Services	2406-02-112--083-27	Maintenance and Development (I) Works	97.78	97.78
		3053-02-102-005-27	Aerodromes (II) Maintenance of Air Strips	1.83	1.83

APPENDIX . X - contd...

MAINTENANCE EXPENDITURE WITH SEGREGATION OF SALARY AND NON-SALARY PORTION

(₹ in lakh)

Grant No.	Name of Grant	Heads of Expenditure	Description	Components of Expenditure		
				Salary	Non-Salary	Total
H05	Roads and Bridges	3054-03-103-011-27	Repair to Communications in State Sector	2,22,690.22	2,22,690.22
		3054-03-103-251-27	Superintending Engineer, Mumbai Construction Circle, Mumbai	1,168.64	1,168.64
		3054-03-103-252-27	Superintending Engineer, P.W.Circle, Thane	5,191.35	5,191.35
		3054-03-103-253-27	Superintending Engineer, P.W.Circle, Raigad	4,708.19	4,708.19
		3054-03-103-254-27	Superintending Engineer, P.W.Circle, Ratnagiri	6,652.13	6,652.13
		3054-03-103-255-27	Superintending Engineer, P.W.Circle, Pune	6,764.50	6,764.50
		3054-03-103-256-27	Superintending Engineer, P.W.Circle, Satara	3,876.65	3,876.65
		3054-03-103-257-27	Superintending Engineer, P.W.Circle, Solapur	4,719.42	4,719.42
		3054-03-103-258-27	Superintending Engineer, P.W.Circle, Kolhapur	7,524.56	7,524.56
		3054-03-103-259-27	Superintending Engineer, P.W.Circle, Nashik	4,206.04	4,206.04
		3054-03-103-260-27	Superintending Engineer, P.W.Circle, Ahmednagar	5,146.41	5,146.41
		3054-03-103-261-27	Superintending Engineer, P.W.Circle, Dhule	3,953.14	3,953.14
		3054-03-103-262-27	Superintending Engineer, P.W.Circle, Jalgaon	3,221.52	3,221.52
		3054-03-103-263-27	Superintending Engineer, P.W.Circle, Aurangabad	6,366.10	6,366.10
		3054-03-103-264-27	Superintending Engineer, P.W.Circle, Nanded	5,930.56	5,930.56
3054-03-103-265-27	Superintending Engineer, P.W.Circle, Osmanabad	6,959.15	6,959.15		

APPENDIX . X - contd...

MAINTENANCE EXPENDITURE WITH SEGREGATION OF SALARY AND NON-SALARY PORTION

(₹ in lakh)

Grant No.	Name of Grant	Heads of Expenditure	Description	Components of Expenditure		
				Salary	Non-Salary	Total
H05	Roads and Bridges	3054-03-103-266-27	Superintending Engineer, P.W.Circle, Amravati	3,528.15	3,528.15
		3054-03-103-267-27	Superintending Engineer, P.W.Circle, Akola	4,864.84	4,864.84
		3054-03-103-268-27	Superintending Engineer, P.W.Circle, Yavatmal	2,737.02	2,737.02
		3054-03-103-269-27	Superintending Engineer, P.W.Circle, Nagpur	6,092.40	6,092.40
		3054-03-103-270-27	Superintending Engineer, P.W.Circle, Chandrapur	4,137.39	4,137.39
		3054-03-103-271-27	Superintending Engineer, P.W.Circle, Gadchiroli	1,874.25	1,874.25
H06	Public Works and Administrative and Functional Buildings.	2059-01-053-201-27	Maintenance and Repairs to Raj Bhavan, Repairs to Building	424.68	424.68
		2059-01-053-202-14	Maintenance and Repairs to Raj Bhavan, municipal charges	1.53	1.53
		2059-01-053-204-27	Repairs to Building	58,420.00	58,420.00
		2059-01-053-205-14	Municipal Taxes	163.35	163.35
		2059-01-053-207-31	Grants in Aid for the maintenance of Leprosy Home at Amravati	3.00	3.00
		2059-01-053-208-31	Grant In Aid for Maintenance of University Garden Rajabhai Clock Tower Mumbai	0.04	0.04
		2059-01-053-272-27	Repairs to Animal Husbandry Building	166.06	166.06
		2059-01-053-273-27	Repairs to Fisheries Building	23.88	23.88
		2059-01-053-405-27	Restoration of Government Heritage Buildings in Mumbai	33.28	33.28
		2059-01-053-417-27	Superintending Engineer, P.W. Circle, Mumbai	9,190.60	9,190.60
		2059-01-053-419-27	Coastal Engineer, Mumbai	6.51	6.51

APPENDIX . X - contd...

MAINTENANCE EXPENDITURE WITH SEGREGATION OF SALARY AND NON-SALARY PORTION

(₹ in lakh)

Grant No.	Name of Grant	Heads of Expenditure	Description	Components of Expenditure		
				Salary	Non-Salary	Total
H06	Public Works and Administrative and Functional Buildings.	2059-01-053-420-27	Superintending Engineer, P.W. Circle, Thane	828.16	828.16
		2059-01-053-421-27	Superintending Engineer Raigad, P.W. Circle, New Mumbai	481.11	481.11
		2059-01-053-422-27	Superintending Engineer, P.W. Circle, Ratnagiri	537.56	537.56
		2059-01-053-423-27	Superintending Engineer, P.W. Circle, Pune	1,623.42	1,623.42
		2059-01-053-424-27	Superintending Engineer, P.W. Circle, Satara	480.48	480.48
		2059-01-053-425-27	Superintending Engineer, P.W. Circle, Kolhapur	887.45	887.45
		2059-01-053-426-27	Superintending Engineer, P.W. Circle, Solapur	509.92	509.92
		2059-01-053-427-27	Superintending Engineer, P.W. Circle, Nashik	1,160.96	1,160.96
		2059-01-053-428-27	Superintending Engineer, P.W. Circle, Jalgaon	423.11	423.11
		2059-01-053-429-27	Superintending Engineer, P.W. Circle, Dhule	453.72	453.72
		2059-01-053-430-27	Superintending Engineer, P.W. Circle, Ahmednagar	439.74	439.74
		2059-01-053-431-27	Superintending Engineer, P.W. Circle, Aurangabad	750.14	750.14
		2059-01-053-432-27	Superintending Engineer, P.W. Circle, Nanded	793.82	793.82
2059-01-053-433-27	Superintending Engineer, P.W. Circle, Osmanabad	698.81	698.81		

APPENDIX . X - contd...

MAINTENANCE EXPENDITURE WITH SEGREGATION OF SALARY AND NON-SALARY PORTION

(₹ in lakh)

Grant No.	Name of Grant	Heads of Expenditure	Description	Components of Expenditure		
				Salary	Non-Salary	Total
H06	Public Works and Administrative and Functional Buildings.	2059-01-053-434-27	Superintending Engineer, P.W. Circle, Amaravati	721.05	721.05
		2059-01-053-435-27	Superintending Engineer, P.W. Circle, Yavatmal	221.61	221.61
		2059-01-053-436-27	Superintending Engineer, P.W. Circle, Akola	614.44	614.44
		2059-01-053-437-27	Superintending Engineer, P.W. Circle, Nagpur	2,612.56	2,612.56
		2059-01-053-438-27	Superintending Engineer, P.W. Circle, Gadchiroli	350.13	350.13
		2059-01-053-439-27	Superintending Engineer, P.W. Circle, Chandrapur	721.01	721.01
		2059-01-053-440-27	Chief Engineer, (Electrical), Mumbai	2,890.64	2,890.64
		2059-01-053-441-27	Director, Parks and Gardens, Mumbai	84.05	84.05
		2059-01-053-442-27	Superintending Engineer, National Highway Circle, Mumbai	33.80	33.80
		2059-01-053-444-27	Maintenance and Repair of Mantralaya Building	894.17	894.17
		2217-01-053-025-27	(i) Maintenance	3,741.06	3,741.06
103	Irrigation, Power and Other Economic Services	2701-80-001-158-01	S.E.A.I.C., Akola	2,341.81	2,341.81
		2701-80-001-158-17	S.E.A.I.C., Akola	0.62	0.62
		2701-80-001-164-06	S.E. Konkan I.C. Ratnagiri	14.80	14.80
		2701-80-001-168-03	S.E.C.I.P.C. Chandrapur	0.21	0.21

APPENDIX . X - contd..

MAINTENANCE EXPENDITURE WITH SEGREGATION OF SALARY AND NON-SALARY PORTION

(₹ in lakh)

Grant No.	Name of Grant	Heads of Expenditure	Description	Components of Expenditure		
				Salary	Non-Salary	Total
103	Irrigation, Power and Other Economic Services	2701-80-001-171-14	Admn. CADA Nagpur	0.74	0.74
		2701-80-001-419-03	S.E.T.I.C Thane	1.23	1.23
		2701-80-001-993-11	Superintending Engineer, Pune Irrigation Circle, Pune	81.53	81.53
		2701-80-001-993-26	Superintending Engineer, Pune Irrigation Circle, Pune	1.46	1.46
		2701-80-001-995-26	S.E Nanded Irrigation Circle, Nanded.	2.55	2.55
		2701-80-001-997-11	S.E. & Admn CADA Beed.	40.42	40.42
		2701-80-001-997-17	S.E. & Admn CADA Beed.	0.70	0.70
		2701-80-001-998-13	S.E.&Admn CADA Aurangabad.	114.63	114.63
		2701-80-001-998-14	S.E.&Admn CADA Aurangabad.	25.10	25.10
		2701-80-001-A01-03	S.E. Kukadi Irrigation Circle, Pune	1.11	1.11
		2701-80-001-A01-06	S.E. Kukadi Irrigation Circle, Pune	3.92	3.92
		2701-80-001-A01-14	S.E. Kukadi Irrigation Circle, Pune	3.80	3.80
		2701-80-001-A02-01	Superintending Engineer and Administrator Command Area Development Authority, Nashik	9,505.42	9,505.42
		2701-80-001-A02-03	Superintending Engineer and Administrator Command Area Development Authority, Nashik	3.41	3.41
		2701-80-001-A02-06	Superintending Engineer and Administrator Command Area Development Authority, Nashik	2.30	2.30
		2701-80-001-A02-13	Superintending Engineer and Administrator Command Area Development Authority, Nashik	88.65	88.65
2701-80-001-B49-11	S.E, Washim Irrigation Circle, Washim	11.25	11.25		

APPENDIX . X - contd..

MAINTENANCE EXPENDITURE WITH SEGREGATION OF SALARY AND NON-SALARY PORTION

(₹ in lakh)

Grant No.	Name of Grant	Heads of Expenditure	Description	Components of Expenditure		
				Salary	Non-Salary	Total
I03	Irrigation, Power and Other Economic Services	2701-80-001-B49-14	S.E, Washim Irrigation Circle, Washim	1.65	1.65
		2701-80-001-B49-50	S.E, Washim Irrigation Circle, Washim	0.04	0.04
		2701-80-001-B70-13	Superintending Engineer, Kolhapur Irrigation Circle, Kolhapur	52.97	52.97
		2701-80-800-772-27	Admn. CADA Nagpur	78.44	78.44
		2701-80-800-958-27	S.E.Mechanical Circle Pune	2.68	2.68
		2701-80-800-976-27	S.E. & Administrator CADA, Nashik	16.02	16.02
		2711-03-103-082-27	S.E. and Dir. Irrg. Research and Dev. Pune	737.88	737.88
		2801-01-800-281-27	S.E,Tapi Godavari Hydro Electric And Lift Irrigation Circle,Jalgaon	29.10	29.10
		2701-80-001-158-14	S.E.A.I.C., Akola	0.49	0.49
		2701-80-001-164-11	S.E. Konkan I.C. Ratnagiri	3.77	3.77
		2701-80-001-164-26	S.E. Konkan I.C. Ratnagiri	0.03	0.03
		2701-80-001-168-13	S.E.C.I.P.C. Chandrapur	6.80	6.80
		2701-80-001-171-11	Admn. CADA Nagpur	19.18	19.18
		2701-80-001-178-11	S.E. Dam Safety Organisation, Nashik	0.65	0.65
		2701-80-001-178-17	S.E. Dam Safety Organisation, Nashik	0.46	0.46
2701-80-001-419-06	S.E.T.I.C Thane	7.56	7.56		
2701-80-001-419-11	S.E.T.I.C Thane	6.00	6.00		

APPENDIX . X - contd..

MAINTENANCE EXPENDITURE WITH SEGREGATION OF SALARY AND NON-SALARY PORTION

(₹ in lakh)

Grant No.	Name of Grant	Heads of Expenditure	Description	Components of Expenditure		
				Salary	Non-Salary	Total
103	Irrigation, Power and Other Economic Services	2701-80-001-994-06	Superintending Engineer, Sangli Irrigation Circle, Sangli	4.04	4.04
		2701-80-001-994-11	Superintending Engineer, Sangli Irrigation Circle, Sangli	26.02	26.02
		2701-80-001-994-13	Superintending Engineer, Sangli Irrigation Circle, Sangli	80.94	80.94
		2701-80-001-995-14	S.E Nanded Irrigation Circle, Nanded.	1.55	1.55
		2701-80-001-995-27	S.E Nanded Irrigation Circle, Nanded.	11.75	11.75
		2701-80-001-998-03	S.E.&Admn CADA Aurangabad.	1.62	1.62
		2701-80-001-999-01	Superintending Engineer and Administrator Command Area Development Authority, Solapur	3,535.49	3,535.49
		2701-80-001-999-11	Superintending Engineer and Administrator Command Area Development Authority, Solapur	14.13	14.13
		2701-80-001-999-14	Superintending Engineer and Administrator Command Area Development Authority, Solapur	0.90	0.90
		2701-80-001-A02-14	Superintending Engineer and Administrator Command Area Development Authority, Nashik	9.32	9.32
		2701-80-001-B70-01	Superintending Engineer, Kolhapur Irrigation Circle, Kolhapur	3,093.98	3,093.98
		2701-80-800-686-27	S.E.A.I.C., Akola	34.65	34.65
		2701-80-800-708-27	Superintending Engineer, Kokan Irrigation Circle, Ratnagiri	63.20	63.20
		2701-80-800-720-27	S.E.C.I.P.C. Chandrapur	45.49	45.49
2801-01-800-280-27	S.E.Tapi Godavari Hydro Electric And Lift Irrigation Circle, Jalgaon	31.12	31.12		

APPENDIX . X - contd...

MAINTENANCE EXPENDITURE WITH SEGREGATION OF SALARY AND NON-SALARY PORTION

(₹ in lakh)

Grant No.	Name of Grant	Heads of Expenditure	Description	Components of Expenditure		
				Salary	Non-Salary	Total
103	Irrigation, Power and Other Economic Services	2801-01-800-286-27	S.E. Vidarbha Hydro Electric and Lift Irrigation Circle, Nagpur	18.24	18.24
		2701-80-001-158-02	S.E.A.I.C., Akola	1.38	1.38
		2701-80-001-158-06	S.E.A.I.C., Akola	4.77	4.77
		2701-80-001-171-03	Admn. CADA Nagpur	0.48	0.48
		2701-80-001-419-10	S.E.T.I.C., Thane	2.48	2.48
		2701-80-001-993-17	Superintending Engineer, Pune Irrigation Circle, Pune	5.63	5.63
		2701-80-001-993-51	Superintending Engineer, Pune Irrigation Circle, Pune	12.73	12.73
		2701-80-001-995-17	S.E. Nanded Irrigation Circle, Nanded.	4.37	4.37
		2701-80-001-997-13	S.E. and Admn CADA Beed.	25.67	25.67
		2701-80-001-998-17	S.E. and Admn CADA Aurangabad.	20.33	20.33
		2701-80-001-999-17	Superintending Engineer and Administrator Command Area Development Authority, Solapur	1.27	1.27
		2701-80-001-A01-17	S.E. Kukadi Irrigation Circle, Pune	0.42	0.42
		2701-80-001-A02-17	Superintending Engineer and Administrator Command Area Development Authority, Nashik	5.82	5.82
		2701-80-001-A02-26	Superintending Engineer and Administrator Command Area Development Authority, Nashik	2.02	2.02
2701-80-004-267-27	C.E. & Dir. M.E.R.I. Nashik	260.74	260.74		

APPENDIX . X - contd..

MAINTENANCE EXPENDITURE WITH SEGREGATION OF SALARY AND NON-SALARY PORTION

(₹ in lakh)

Grant No.	Name of Grant	Heads of Expenditure	Description	Components of Expenditure		
				Salary	Non-Salary	Total
103	Irrigation, Power and Other Economic Services	2701-80-001-158-13	S.E.A.I.C., Akola	16.60	16.60
		2701-80-001-168-06	S.E.C.I.P.C. Chandrapur	2.71	2.71
		2701-80-001-993-06	Superintending Engineer, Pune Irrigation Circle, Pune	14.33	14.33
		2701-80-001-993-14	Superintending Engineer, Pune Irrigation Circle, Pune	5.34	5.34
		2701-80-001-995-01	S.E Nanded Irrigation Circle, Nanded.	5,035.41	5,035.41
		2701-80-001-995-06	S.E Nanded Irrigation Circle, Nanded.	4.04	4.04
		2701-80-001-995-11	S.E Nanded Irrigation Circle, Nanded.	69.01	69.01
		2701-80-001-997-06	S.E. & Admn CADA Beed.	1.35	1.35
		2701-80-001-997-14	S.E. & Admn CADA Beed.	8.16	8.16
		2701-80-001-998-11	S.E.&Admn CADA Aurangabad.	116.48	116.48
		2701-80-001-999-03	Superintending Engineer and Administrator Command Area Development Authority, Solapur	1.13	1.13
		2701-80-001-999-26	Superintending Engineer and Administrator Command Area Development Authority, Solapur	49.91	49.91
		2701-80-001-B70-11	Superintending Engineer, Kolhapur Irrigation Circle, Kolhapur	24.50	24.50
2701-80-800-935-27	Data Collection Circle Nashik	1.35	1.35		

APPENDIX . X - contd...

MAINTENANCE EXPENDITURE WITH SEGREGATION OF SALARY AND NON-SALARY PORTION

(₹ in lakh)

Grant No.	Name of Grant	Heads of Expenditure	Description	Components of Expenditure		
				Salary	Non-Salary	Total
103	Irrigation, Power and Other Economic Services	2701-80-001-158-11	S.E.A.I.C., Akola	43.35	43.35
		2701-80-001-171-01	Admn. CADA Nagpur	4,450.77	4,450.77
		2701-80-001-178-13	S.E. Dam Safety Organisation, Nashik	6.62	6.62
		2701-80-001-419-17	S.E.T.I.C Thane	0.20	0.20
		2701-80-001-997-03	S.E. & Admn CADA Beed.	0.24	0.24
		2701-80-001-999-06	Superintending Engineer and Administrator Command Area Development Authority, Solapur	4.05	4.05
		2701-80-001-999-13	Superintending Engineer and Administrator Command Area Development Authority, Solapur	188.90	188.90
		2701-80-001-A01-11	S.E. Kukadi Irrigation Circle, Pune	39.97	39.97
		2701-80-001-A01-13	S.E. Kukadi Irrigation Circle, Pune	110.39	110.39
		2701-80-001-A02-11	Superintending Engineer and Administrator Command Area Development Authority, Nashik	104.94	104.94
		2701-80-001-B49-02	S.E, Washim Irrigation Circle, Washim	0.26	0.26
		2701-80-001-B49-03	S.E, Washim Irrigation Circle, Washim	0.41	0.41
		2701-80-001-B49-06	S.E, Washim Irrigation Circle, Washim	0.85	0.85
		2701-80-001-B49-13	S.E, Washim Irrigation Circle, Washim	6.37	6.37
		2701-80-002-900-27	S. E. Data Collection Circle, Nashik	279.05	279.05
		2701-80-800-705-27	S.E.T.I.C. Thane	153.30	153.30
2801-01-800-282-27	S.E. Tapi Godavari Hydro Electric And Lift Irrigation Circle, Jalgaon	7.76	7.76		

APPENDIX . X - contd...

MAINTENANCE EXPENDITURE WITH SEGREGATION OF SALARY AND NON-SALARY PORTION

(₹ in lakh)

Grant No.	Name of Grant	Heads of Expenditure	Description	Components of Expenditure		
				Salary	Non-Salary	Total
103	Irrigation, Power and Other Economic Services	2801-01-800-285-27	S.E. Vidarbha Hydro Electric and Lift Irrigation Circle, Nagpur	25.54	25.54
		2701-80-001-164-03	S.E. Konkan I.C. Ratnagiri	0.42	0.42
		2701-80-001-178-03	S.E. Dam Safety Organisation, Nashik	0.46	0.46
		2701-80-001-419-01	S.E.T.I.C Thane	2,650.18	2,650.18
		2701-80-001-993-01	Superintending Engineer, Pune Irrigation Circle, Pune	9,775.09	9,775.09
		2701-80-001-994-01	Superintending Engineer, Sangli Irrigation Circle, Sangli	2,805.78	2,805.78
		2701-80-001-994-03	Superintending Engineer, Sangli Irrigation Circle, Sangli	0.94	0.94
		2701-80-001-A02-50	Superintending Engineer and Administrator Command Area Development Authority, Nashik	0.93	0.93
		2701-80-800-977-27	S.E. and Administrator CADA, Nashik	15.25	15.25
		2701-80-001-164-13	S.E. Konkan I.C. Ratnagiri	1.82	1.82
		2701-80-001-164-17	S.E. Konkan I.C. Ratnagiri	5.67	5.67
		2701-80-001-168-01	S.E.C.I.P.C. Chandrapur	692.12	692.12
		2701-80-001-168-11	S.E.C.I.P.C. Chandrapur	9.11	9.11
		2701-80-001-168-17	S.E.C.I.P.C. Chandrapur	0.55	0.55
		2701-80-001-171-06	Admn. CADA Nagpur	18.87	18.87
2701-80-001-178-01	S.E. Dam Safety Organisation, Nashik	125.62	125.62		

APPENDIX . X - contd...

MAINTENANCE EXPENDITURE WITH SEGREGATION OF SALARY AND NON-SALARY PORTION

(₹ in lakh)

Grant No.	Name of Grant	Heads of Expenditure	Description	Components of Expenditure		
				Salary	Non-Salary	Total
103	Irrigation, Power and Other Economic Services	2701-80-001-178-06	S.E. Dam Safety Organisation, Nashik	0.54	0.54
		2701-80-001-993-13	Superintending Engineer, Pune Irrigation Circle, Pune	116.79	116.79
		2701-80-001-994-14	Superintending Engineer, Sangli Irrigation Circle, Sangli	1.68	1.68
		2701-80-001-995-03	S.E Nanded Irrigation Circle, Nanded	0.39	0.39
		2701-80-001-995-13	S.E Nanded Irrigation Circle, Nanded	71.18	71.18
		2701-80-001-997-01	S.E. & Admn CADA Beed	1,751.87	1,751.87
		2701-80-001-998-01	S.E.&Admn CADA Aurangabad	5,796.44	5,796.44
		2701-80-001-998-06	S.E.&Admn CADA Aurangabad	16.29	16.29
		2701-80-001-998-26	S.E.&Admn CADA Aurangabad	4.90	4.90
		2701-80-001-998-28	S.E.&Admn CADA Aurangabad	10.02	10.02
		2701-80-001-A02-27	Superintending Engineer and Administrator Command Area Development Authority, Nashik	2.18	2.18
		2701-80-001-B49-01	S.E, Washim Irrigation Circle, Washim	626.74	626.74
		2701-80-001-B49-17	S.E, Washim Irrigation Circle, Washim	0.06	0.06
		2701-80-001-B70-03	Superintending Engineer, Kolhapur Irrigation Circle, Kolhapur	0.99	0.99
2701-80-005-280-27	S.E.& Dir. I.R.D., Pune	5.30	5.30		

APPENDIX . X - contd...

MAINTENANCE EXPENDITURE WITH SEGREGATION OF SALARY AND NON-SALARY PORTION

(₹ in lakh)

Grant No.	Name of Grant	Heads of Expenditure	Description	Components of Expenditure		
				Salary	Non-Salary	Total
I03	Irrigation, Power and Other Economic Services	2701-80-001-158-03	S.E.A.I.C., Akola	0.87	0.87
		2701-80-001-164-01	S.E. Konkan I.C. Ratnagiri	1,336.64	1,336.64
		2701-80-001-171-13	Admn. CADA Nagpur	44.38	44.38
		2701-80-001-419-13	S.E.T.I.C Thane	3.36	3.36
		2701-80-001-993-03	Superintending Engineer, Pune Irrigation Circle, Pune	3.76	3.76
		2701-80-001-997-26	S.E. & Admn CADA Beed.	0.60	0.60
		2701-80-001-999-51	Superintending Engineer and Administrator Command Area Development Authority, Solapur	1.39	1.39
		2701-80-001-A01-01	S.E. Kukadi Irrigation Circle, Pune	4,232.79	4,232.79
		2701-80-001-B70-06	Superintending Engineer, Kolhapur Irrigation Circle, Kolhapur	0.90	0.90
		2701-80-800-717-27	S.E.A.I.C. Akola	57.11	57.11
L03	Rural Development Programmes	2059-80-196--454-52	Purposive Grants to Zilla Parishad for repair and Maintenance of Construction Inspection Vehicles under Section of 182 of the Maharashtra Zilla Parishads and Panchayat Samities Act, 1961	334.39	334.39
		3054-04-338--243-27	Maintenance of Roads Constructed under Pradhan Mantri Gram Sadak Yojana	11,899.93	11,899.93
N03	Welfare of Scheduled Caste, Scheduled Tribes, Other Backward Classes and Minorities	2225-01-277--334-01	Opening and Maintenance of Government Hostels for Scheduled Caste Boys and Girls. (New Hostels)	2,372.94	2,372.94
		2225-01-277--334-02	Opening and Maintenance of Government Hostels for Scheduled Caste Boys and Girls New Hostels	5.50	5.50
		2225-01-277--334-06	Opening and Maintenance of Government Hostels for Scheduled Caste Boys and Girls New Hostels	554.45	554.45

APPENDIX . X - contd...

MAINTENANCE EXPENDITURE WITH SEGREGATION OF SALARY AND NON-SALARY PORTION

(₹ in lakh)

Grant No.	Name of Grant	Heads of Expenditure	Description	Components of Expenditure		
				Salary	Non-Salary	Total
N03	Welfare of Scheduled Caste, Scheduled Tribes, Other Backward Classes and Minorities	2225-01-277--334-10	Opening and Maintenance of Government Hostels for Scheduled Caste Boys and Girls New Hostels	18,109.58	18,109.58
		2225-01-277--334-11	Opening and Maintenance of Government Hostels for Scheduled Caste Boys and Girls New Hostels	17.25	17.25
		2225-01-277--334-13	Opening and Maintenance of Government Hostels for Scheduled Caste Boys and Girls New Hostels	186.98	186.98
		2225-01-277--334-14	Opening and Maintenance of Government Hostels for Scheduled Caste Boys and Girls New Hostels	1,141.66	1,141.66
		2225-01-277--334-19	Opening and Maintenance of Government Hostels for Scheduled Caste Boys and Girls New Hostels	5,275.84	5,275.84
		2225-01-277--334-21	Opening and Maintenance of Government Hostels for Scheduled Caste Boys and Girls New Hostels	972.38	972.38
		2225-01-277--334-50	Opening and Maintenance of Government Hostels for Scheduled Caste Boys and Girls New Hostels	882.32	882.32
		2225-01-277-A-028-01	Maintenance of Government Hostels for Scheduled Castes Boys and Girls	4,053.91	4,053.91
		2225-01-277-A-028-02	Maintenance of Government Hostels for Scheduled Castes Boys and Girls	18.78	18.78
		2225-01-277-A-028-06	Maintenance of Government Hostels for Scheduled Castes Boys and Girls	267.69	267.69
		2225-01-277-A-028-11	Maintenance of Government Hostels for Scheduled Castes Boys and Girls	22.97	22.97
		2225-01-277-A-028-13	Maintenance of Government Hostels for Scheduled Castes Boys and Girls	147.48	147.48
		2225-01-277-A-028-14	Maintenance of Government Hostels for Scheduled Castes Boys and Girls	857.08	857.08

APPENDIX . X - contd..

MAINTENANCE EXPENDITURE WITH SEGREGATION OF SALARY AND NON-SALARY PORTION

(₹ in lakh)

Grant No.	Name of Grant	Heads of Expenditure	Description	Components of Expenditure		
				Salary	Non-Salary	Total
N03	Welfare of Scheduled Caste, Scheduled Tribes, Other Backward Classes and Minorities	2225-01-277-A-028-19	Maintenance of Government Hostels for Scheduled Castes Boys and Girls	2,514.27	2,514.27
		2225-01-277-A-028-21	Maintenance of Government Hostels for Scheduled Castes Boys and Girls	408.42	408.42
		2225-01-277-A-028-50	Maintenance of Government Hostels for Scheduled Castes Boys and Girls	370.87	370.87
		2225-01-277-B-039-34	Maintenance allowances to students undergoing training in Sainik Schools	28.40	28.40
		2225-01-277-B-041-34	Maintenance allowance to Backward Class students in Hostels attached to professional Colleges	190.00	190.00
		2225-01-277-B-045-34	Maintenance allowances to students undergoing training in Sainik Schools	94.84	94.84
		2225-01-277-D-053-31	Grants-in-aid to Zilla Parishads under section 182 of the Maharashtra Zilla Parishad and Panchayat Samitis Act,1961 for Maintenance of Hostels	11,079.68	11,079.68
		2225-01-789--D81-50	Maintenance of House where Dr. Babasaheb Ambedkar lived in London during 1921-22	29.05	29.05
		2225-01-789--F48-27	Maintenance of Buildings and Roads (Scheme)	352.83	352.83
		2225-01-800--364-31	Maintenance and Management (S.C.S.P.)	323.38	323.38
		2225-01-800--364-36	Maintenance and Management (S.C.S.P.)	38.00	38.00
		2225-01-911-A-028-70	Maintenance of Government Hostels for Scheduled Castes Boys and Girls	0.75	0.75
		2225-03-277-A-091-01	Opening and Maintenance of Government Hostels for Economically Backward Class Girls/Boys	1,993.63	1,993.63

APPENDIX . X - contd..

MAINTENANCE EXPENDITURE WITH SEGREGATION OF SALARY AND NON-SALARY PORTION

(₹ in lakh)

Grant No.	Name of Grant	Heads of Expenditure	Description	Components of Expenditure		
				Salary	Non-Salary	Total
N03	Welfare of Scheduled Caste, Scheduled Tribes, Other Backward Classes and Minorities	2225-03-277-A-091-02	Opening and Maintenance of Government Hostels for Economically Backward Class Girls/Boys	13.83	13.83
		2225-03-277-A-091-06	Opening and Maintenance of Government Hostels for Economically Backward Class Girls/Boys	82.39	82.39
		2225-03-277-A-091-11	Opening and Maintenance of Government Hostels for Economically Backward Class Girls/Boys	11.78	11.78
		2225-03-277-A-091-13	Opening and Maintenance of Government Hostels for Economically Backward Class Girls/Boys	37.04	37.04
		2225-03-277-A-091-14	Opening and Maintenance of Government Hostels for Economically Backward Class Girls/Boys	353.22	353.22
		2225-03-277-A-091-19	Opening and Maintenance of Government Hostels for Economically Backward Class Girls/Boys	858.88	858.88
		2225-03-277-A-091-21	Opening and Maintenance of Government Hostels for Economically Backward Class Girls/Boys	153.59	153.59
		2225-03-277-A-091-50	Opening and Maintenance of Government Hostels for Economically Backward Class Girls/Boys	174.66	174.66
		2235-02-001--072-01	Opening and Maintenance of Councelling Cell	54.51	54.51
		2235-02-001--072-13	Opening and Maintenance of Councelling Cell	1.75	1.75
		2235-02-101--263-01	Establishment Grant-in-aid to Zilla Parishad under Section 183 of Maharashtra Zilla Parishad and Panchayat Samitis Act,1961 (Paid in Treasury)-Maintenance of Government Institutions	99.47	99.47
		2235-02-101--263-11	Establishment Grant-in-aid to Zilla Parishad under Section 183 of Maharashtra Zilla Parishad and Panchayat Samitis Act,1961 (Paid in Treasury)-Maintenance of Government Institutions	0.03	0.03

APPENDIX . X - contd..

MAINTENANCE EXPENDITURE WITH SEGREGATION OF SALARY AND NON-SALARY PORTION

(₹ in lakh)

Grant No.	Name of Grant	Heads of Expenditure	Description	Components of Expenditure		
				Salary	Non-Salary	Total
N03	Welfare of Scheduled Caste, Scheduled Tribes, Other Backward Classes and Minorities	2235-02-101--263-31	Establishment Grant-in-aid to Zilla Parishad under Section 183 of Maharashtra Zilla Parishad and Panchayat Samitis Act,1961 (Paid in Treasury)-Maintenance of Government Institutions	13.58	13.58
		2235-02-101-A-282-01	Maintenance of Government Institutions.	147.29	147.29
		2235-02-101-A-282-11	Maintenance of Government Institutions.	0.02	0.02
		2235-02-101-A-282-31	Maintenance of Government Institutions.	21.88	21.88
		2235-02-101-C-284-01	Establishment Grant-in-aid to Zilla Parishads -Maintenance of Government Institutions	376.71	376.71
		2235-02-101-C-284-31	Establishment Grant-in-aid to Zilla Parishads -Maintenance of Government Institutions	42.60	42.60
O18	District Plan - Thane	2215-01-102--978-21	Maintenance and Repairs of Handpumps and Electric Pumps	15.00	15.00
O20	District Plan - Raigad	2210-06-101--H08-31	Grants for Repairs and Maintenance of Primary Health Centres (Scheme)	1,000.00	1,000.00
O22	District Plan - Ratnagiri	2215-01-102--286-31	Grants to Zilla Parishad for Installation of Electric Pumps Conversion of Hand Pumps into Electric Pumps, their Maintenance and Repairs	0.86	0.86
O32	District Plan - Solapur	2215-01-102--351-31	Grants to Zilla Parishad for Installation of Electric Pumps Conversion of Hand Pumps into Electric Pumps, their Maintenance and Repairs	54.53	54.53
O36	District Plan - Nashik	2215-01-102--380-31	Grants to Zilla Parishad for Maintenance and repairs of Handpump/Powerpump and Mobile Unit for Repair and Maintenance	14.00	14.00
O40	District Plan - Jalgaon	2215-01-102--406-31	Grant to Maintenance and repairs of Handpump/Powerpump and Mobile Unit for Repair and Maintenance	35.00	35.00

APPENDIX . X - contd..

MAINTENANCE EXPENDITURE WITH SEGREGATION OF SALARY AND NON-SALARY PORTION

(₹ in lakh)

Grant No.	Name of Grant	Heads of Expenditure	Description	Components of Expenditure		
				Salary	Non-Salary	Total
O44	District Plan - Nandurbar	2210-06-800--761-31	Grants to Zilla Parishad for Repairs and Maintenance of Primary Health centres/sub-centres	420.00	420.00
O46	District Plan - Aurangabad	2215-01-102--958-31	Installation of Electric Pumps/Conversion of Handpump to Electric Pump, their maintenance and repairs	50.00	50.00
O48	District Plan - Jalna	2215-01-102--919-31	Installation of Electric Pumps Conversion of Hand Pumps into Electric Pumps, their Maintenance and Repairs	30.00	30.00
O50	District Plan- Parbhani	2210-06-800--D78-31	Grants to Zilla Parishad for Repairs and Maintenance of Primary Health Centres/Sub Centres	50.00	50.00
O52	District Plan - Nanded	2210-06-800--821-35	Grants to Zilla Parishad for Repairs and Maintenance of Primary Health Centres/Subcentres	127.00	127.00
		2215-01-102--481-31	Installation of Electric Pumps Conversion of Hand Pumps into Electric Pumps, their Maintenance and Repairs	8.80	8.80
O54	District Plan - Beed	2210-06-800--836-31	Grants to Zilla Parishad for Repairs and Maintenance of Primary Health Centres/Subcentres	313.00	313.00
O56	District Plan - Latur	2210-06-800--851-31	Grants to Zilla Parishad for Repairs and Maintenance of Primary Health Centres/Sub-centres	153.74	153.74
		2215-01-102--898-31	Grants to Zilla Parishad for Repairs and Maintenance of Handpumps/Powerpumps and Mobile Unit for Repair and Maintenance	222.86	222.86
O58	District Plan - Osmanabad	2210-06-800--866-31	Grants to Zilla Parishad for Repairs and Maintenance of Primary Health Centres/Subcentres	454.75	454.75
		2215-01-102--972-31	Installation of Electric Pumps/Conversion of Handpump to Electric pump their maintenance and repairs	60.00	60.00
O60	District Plan - Hingoli	2215-01-102--533-31	Installation of Electric Pumps Conversion of Hand Pumps into Electric Pumps, their Maintenance and Repairs	30.00	30.00
O62	District Plan - Nagpur	2215-01-102--962-31	Installation of Electric Pumps/Conversion of Handpump to Electric pumps, their maintenance and repairs	50.00	50.00
O64	District Plan - Wardha	2215-01-102--562-31	Grants to Maintenance and repairs of Handpump/Powerpump and Mobile Unit for Repair and Maintenance	0.31	0.31

APPENDIX . X - contd..

MAINTENANCE EXPENDITURE WITH SEGREGATION OF SALARY AND NON-SALARY PORTION

(₹ in lakh)

Grant No.	Name of Grant	Heads of Expenditure	Description	Components of Expenditure		
				Salary	Non-Salary	Total
O74	District Plan - Amravati	2210-02-101--D95-31	Repair and Maintenance of Ayurvedic and Unani Hospitals	20.00	20.00
O76	District Plan - Akola	2210-06-800--A02-31	Grants to Zilla Parishad for Repairs and Maintenance of Primary Health Centres/Sub-centres	123.92	123.92
O80	District Plan - Buldana	2215-01-102--906-31	Grants to Maintenance and repairs of Handpump/Powerpump and Mobile unit for Repair and Maintenance	70.00	70.00
O82	District Plan - Washim	2215-01-102--A25-31	Installation of Electric Pumps / Conversion of Handpump into Electric Pump and its Maintenance and Repairs (Scheme)	5.01	5.01
Q03	Housing	2216-01-700--088-27	Maintenance and Repairs	0.12	0.12
R01	Medical and Public Health	2210-06-001--106-01	Health and Medical Services Equipments, Maintenance and Repairs Units	433.89	433.89
		2210-06-001--106-03	Health and Medical Services Equipments, Maintenance and Repairs Units	0.09	0.09
		2210-06-001--106-06	Health and Medical Services Equipments, Maintenance and Repairs Units	0.36	0.36
		2210-06-001--106-11	Health and Medical Services Equipments, Maintenance and Repairs Units	0.78	0.78
		2210-06-001--106-13	Health and Medical Services Equipments, Maintenance and Repairs Units	1.92	1.92
		2210-06-001--106-14	Health and Medical Services Equipments, Maintenance and Repairs Units	0.22	0.22
		2210-06-001--106-17	Health and Medical Services Equipments, Maintenance and Repairs Units	0.21	0.21
		2210-06-001--106-24	Health and Medical Services Equipments, Maintenance and Repairs Units	2.29	2.29

APPENDIX . X - contd...

MAINTENANCE EXPENDITURE WITH SEGREGATION OF SALARY AND NON-SALARY PORTION

(₹ in lakh)

Grant No.	Name of Grant	Heads of Expenditure	Description	Components of Expenditure		
				Salary	Non-Salary	Total
R01	Medical and Public Health	2210-06-001--106-51	Health and Medical Services Equipments, Maintenance and Repairs Units	0.70	0.70
		2210-06-001--106-52	Health and Medical Services Equipments, Maintenance and Repairs Units	1.10	1.10
		2211-00-104--061-24	Maintenance and Petrol, Oil and Lubricants of Vehicles allotted to Primary Health Centres and Rural Family Welfare Centres	19.19	19.19
		2211-00-104--061-31	Maintenance and Petrol,Oil and Lubricants of Vehicles allotted to Primary Health Centres and Rural Family Welfare Centres	36.86	36.86
		2211-00-104--061-51	Maintenance and Petrol,Oil and Lubricants of Vehicles allotted to Primary Health Centres and Rural Family Welfare Centres	19.48	19.48
T05	Revenue Expenditure on Tribal Areas Development Sub-Plan	2059-01-796--456-27	Maintenance-Repairs of office buildings(State level Scheme)(Scheme)	146.93	146.93
		2225-02-796--F11-34	Payment of maintenance allowance to Scheduled Tribes Students staying in Hostels attached to professional Colleges (Scheme)	26.60	26.60
		2225-02-796--F13-31	Grant-in-aid to Zilla Parishads -For Education Fees/Examination Fees, Maintenance & Scholarship etc. (Scheme)	350.00	350.00
W02	General Education	2202-02-105--030-36	Ordinary Maintenance Grants	10,536.73	10,536.73
		2202-03-103--085-01	Maintenance of Students Hostels	404.49	404.49
		2202-03-103--085-06	Maintenance of Students Hostels	18.02	18.02
		2202-03-103--085-10	Maintenance of Students Hostels	77.72	77.72
		2202-03-103--085-11	Maintenance of Students Hostels	1.88	1.88

APPENDIX . X - contd...

MAINTENANCE EXPENDITURE WITH SEGREGATION OF SALARY AND NON-SALARY PORTION

(₹ in lakh)

Grant No.	Name of Grant	Heads of Expenditure	Description	Components of Expenditure		
				Salary	Non-Salary	Total
W02	General Education	2202-03-103--085-13	Maintenance of Students Hostels	17.33	17.33
		2202-03-103--085-14	Maintenance of Students Hostels	61.61	61.61
		2202-03-103--085-17	Maintenance of Students Hostels	0.24	0.24
		2202-03-103--085-19	Maintenance of Students Hostels	73.37	73.37
		2203-00-102--053-31	Maintenance Grants to Dr. Babasaheb Ambedkar Tech University, Lonere, District Raigad	120.00	120.00
		2203-00-102--053-36	Maintenance Grants to Dr Babasaheb Ambedkar Technical University, Lonere, District Raigad	1,705.21	1,705.21
X01	Social Security and Nutrition	2235-02-102--303-01	Maintenance of Government Certified Homes and Remand Homes under Juvenile Justice Act	375.42	375.42
		2235-02-102--303-06	Maintenance of Government Certified Homes and Remand Homes under Juvenile Justice Act	9.63	9.63
		2235-02-102--303-11	Maintenance of Government Certified Homes and Remand Homes under Juvenile Justice Act.	0.66	0.66
		2235-02-102--303-13	Maintenance of Government Certified Homes and Remand Homes under Juvenile Justice Act.	4.19	4.19
		2235-02-102--303-14	Maintenance of Government Certified Homes and Remand Homes under Juvenile Justice Act.	40.33	40.33
		2235-02-102--303-19	Maintenance of Government Certified Homes and Remand Homes under Juvenile Justice Act.	31.68	31.68
		2235-02-102--303-21	Maintenance of Government Certified Homes and Remand Homes under Juvenile Justice Act.	7.09	7.09

APPENDIX . X - *concl.*

MAINTENANCE EXPENDITURE WITH SEGREGATION OF SALARY AND NON-SALARY PORTION

(₹ in lakh)

Grant No.	Name of Grant	Heads of Expenditure	Description	Components of Expenditure		
				Salary	Non-Salary	Total
X01	Social Security and Nutrition	2235-02-102--303-50	Maintenance of Government Certified Homes and Remand Homes under Juvenile Justice Act.	3.74	3.74
ZG03	Welfare of Vimukta Jatis, Nomadic Tribes, Other Backward Classes and Special Backward Classes	2225-03-277--E92-34	Maintenance Allowance to Students Undergoing Training In Sainik Schools (VJNT And SBC)	148.19	148.19
		2225-03-277--E93-34	Maintenance Allowance to Student of VJNT in Hostels Attached to Professional Courses	442.67	442.67
ZH05	Capital Expenditure on Irrigation	4702-00-101--A04-53	Maintenance and Repairs of Minor Irrigation Works 0 to 100 Hectares (Scheme)	18,822.00	18,822.00
		4702-00-101--A05-53	Maintenance and Repairs of Minor Irrigation Works 101 to 250 Hectares (Scheme)	3,541.22	3,541.22
		4702-00-101--A06-53	Maintenance and Repairs of Minor Irrigation Works 251 to 600 Hectares (Scheme)	198.72	198.72
			TOTAL	68,198.36	5,85,187.32	6,53,385.68



APPENDIX - XI

MAJOR POLICY DECISIONS DURING THE YEAR OR NEW SCHEMES PROPOSED IN THE BUDGET

(₹ in lakh)

Nature of the policy Decision/New Scheme	Receipts/ Exp./Both	Recurring/ One Time	In case of Recurring, the annual estimates of impact on net cash flows		Annual Expenditure		Likely Sources from which Expenditure on new Scheme to be met		
			Definite Period (Specify the period)	Permanent	Revenue	Capital	State's own Resources	Central Transfers	Raising Debt (Specify)
SCHOOL EDUCATION AND SPORTS DEPARTMENT									
2202 (01) (102) (01) (02) - Service charges for services provided to non government primary schools by the Central Records Maintenance Agency under the National Pension Scheme NPS (Committed)	Exp.	Recurrent	17.68	17.68
2202 (01) (196) (03) (01) - Service charge for services rendered to Zilla Parishads by Central Records Maintenance Agency under National Pension Scheme NPS (Committed)	Exp.	Recurrent	66.07	66.07
2202 (02) (110) (01) (02) - Service charges for services provided to non government secondary schools by the Central Records Maintenance Agency under the National Pension Scheme NPS (Committed)	Exp.	Recurrent	91.69	91.69
2204 (00) (104) (41) (01) - International Sports University, Maharashtra State,Pune, Grant in Aid (Scheme)	Exp.	Recurrent	3,782.99	3,782.99
PUBLIC WORKS DEPARTMENT									
3054 (80) (107) (00) (01) - Railway safety works Construction -State Level Scheme. (Scheme)	Exp.	Recurrent	3,000.00	3,000.00
4216 (01) (106) (00) (01) to (00) (03) - Construction and other related works of Government r including Establishment charges , Tools and Plant Charges (Scheme)	Exp.	One Time	7,148.59	7,148.59
4216 (01) (700) (01) (01) to (03) (06) - Construction and other related works of residential quarters for judges including Establishment charges , Tools and Plant Charges (Scheme)	Exp.	One Time	217.07	217.07
4711 (02) (103) (00) (01) to (00) (03) -Anti Sea Erosion works including Establishment charges , Tools and Plant Charges (Scheme)	Exp.	Recurrent	500.00	500.00
5054 (03) (337) (00) (01) to (00) (03) - Construction work of State Highways including Establishment charges , Tools and Plant Charges (Scheme)	Exp.	Recurrent	500.00	500.00
5054 (04) (337) (00) (01) to (00) (03) - Construction work of Major District and other Roads including Establishment charges , Tools and Plant Charges (Scheme)	Exp.	Recurrent	500.00	500.00

APPENDIX - XI - contd...

MAJOR POLICY DECISIONS DURING THE YEAR OR NEW SCHEMES PROPOSED IN THE BUDGET

(₹ in lakh)

Nature of the policy Decision/New Scheme	Receipts/ Exp./Both	Recurring/ One Time	In case of Recurring, the annual estimates of impact on net cash flows		Annual Expenditure		Likely Sources from which Expenditure on new Scheme to be met		
			Definite Period (Specify the period)	Permanent	Revenue	Capital	State's own Resources	Central Transfers	Raising Debt (Specify)
5054 (04) (337) (05) (01) - Works executed through Loan assistance from National Bank for Agriculture and Rural Development (Scheme)	Exp.	Recurrent	9,000.00	9,000.00
4059 (01) (051) (02) (01) to (02) (03) - Construction and other related works of Honourable Governors Office Buildings including Establishment charges, Tools and Plant Charges (Scheme)	Exp.	One Time	814.66	814.66
4059 (01) (051) (03) (01) to (21) (03) - Construction and other related works of Court Buildings including Establishment charges, Tools and Plant Charges (Scheme)	Exp.	One Time	858.53	858.53
4059 (01) (051) (05) (01) to (05) (03) - Instalation of new lift at Goods and Services Tax office at Mazgaon including Establishment charges, Tools and Plant Charges (Scheme)	Exp.	One Time	325.47	325.47
4059 (01) (051) (07) (01) to (07) (03) - Construction and related works of various office buildings under Revenue Department including Establishment charges, Tools and Plant Charges (Scheme)	Exp.	One Time	2,962.65	2,962.65
4059 (01) (051) (08) (02) to (08) (03) - Construction of Regional and Deputy Regional Transport Office including Establishment charges, Tools and Plant Charges (Scheme)	Exp.	One Time	57.06	57.06
4059 (01) (051) (12) (01) to (12) (03) - Construction and other related works of Rest House buildings at various places including Establishment charges, Tools and Plant Charges (Scheme)	Exp.	One Time	3,859.61	3,859.61
4059 (01) (051) (12) (01) to (12) (03) - Construction and other related works of Administrative buildings at various places including Establishment charges, Tools and Plant Charges (Scheme)	Exp.	One Time	7,925.93	7,925.93
4059 (01) (051) (15) (01) to (15) (03) - Construction of State Excise Offices at various places including Establishment charges, Tools and Plant Charges (Scheme)	Exp.	One Time	2,624.30	2,624.30

APPENDIX - XI - contd...

MAJOR POLICY DECISIONS DURING THE YEAR OR NEW SCHEMES PROPOSED IN THE BUDGET

(₹ in lakh)

Nature of the policy Decision/New Scheme	Receipts/ Exp./Both	Recurring/ One Time	In case of Recurring, the annual estimates of impact on net cash flows		Annual Expenditure		Likely Sources from which Expenditure on new Scheme to be met		
			Definite Period (Specify the period)	Permanent	Revenue	Capital	State's own Resources	Central Transfers	Raising Debt (Specify)
4202 (01) (203) (00) (01) to (00) (03) - Renovation and related works at Government Institute and Hostel in the State including Establishment charges, Tools and Plant Charges (Scheme)	Exp.	One Time	477.93	477.93
4202 (02) (105) (00) (07) to (00) (09) -Construction and other related works of various Government Engineering Colleges in the State including Establishment charges, Tools and Plant Charges (Scheme)	Exp.	One Time	115.00	115.00
4210 (01) (110) (01) (01) to (01) (03) -Construction and other related works of Government Urban Hospitals at various places in the State, including Establishment charges, Tools and Plant Charges (Scheme)	Exp.	One Time	685.68	685.68
4210 (03) (105) (00) (01) to (00) (03) -Construction and other related works of various Government Medical Colleges and Hospitals in the State, including Establishment charges, Tools and Plant Charges (Scheme)	Exp.	One Time	2,176.52	2,176.52
4210 (04) (200) (00) (01) to (00) (03) -Construction and other related works of Hospitals and related buildings for removal of regional imbalance at various places in the State, including Establishment charges, Tools and Plant Charges (Scheme)	Exp.	One Time	172.50	172.50
SOCIAL JUSTICE AND SPECIAL ASSISTANCE DEPARTMENT									
2235 (02) (101) (05) (26) - To Provide eco-friendly vehicle for promoting self dependency for disabled persons (Mobile Shop on Vehicle) (General) (Scheme)	Exp.	Recurrent	2,500.00	2,500.00
2401 (00) (789) (01) (26) - Prime Minister Formalization of Micro Food Processing Enterprises Scheme (State Share 40 per cent and Central Share 60 per cent)	Exp.	Recurrent	1,500.00	600.00	900.00
4059 (80) (789) (01) (02) - Reimbursement for Construction of Bharatratna Dr. Babasaheb Ambedkar International Monument at Indu Mill (Scheme)	Exp.	One Time	20,000.00	20,000.00

APPENDIX - XI - contd...

MAJOR POLICY DECISIONS DURING THE YEAR OR NEW SCHEMES PROPOSED IN THE BUDGET

(₹ in lakh)

Nature of the policy Decision/New Scheme	Receipts/ Exp./Both	Recurring/ One Time	In case of Recurring, the annual estimates of impact on net cash flows		Annual Expenditure		Likely Sources from which Expenditure on new Scheme to be met		
			Definite Period (Specify the period)	Permanent	Revenue	Capital	State's own Resources	Central Transfers	Raising Debt (Specify)
PUBLIC HEALTH DEPARTMENT									
2210 (06) (110) (02) (01) - Incentive to ASHA Volunteers and ASHA Facilitators (Scheme)	Exp.	One Time	12,500.00	12,500.00
MEDICAL EDUCATION AND DRUGS DEPARTMENT									
2210 (05) (105) (01) (01) - Education fee reimbursement for open category students affected due to SEBC and EWS reservation in Medical and Dental Colleges (Scheme)	Exp.	Recurrent	2,500.00	2,500.00
TRIBAL DEVELOPMENT DEPARTMENT									
2251 (00) (090) (00) (03) - Implement of E-Governance Project (Scheme)	Exp.	Recurrent	300.00	300.00
2401 (00) (796) (01) (40) - Prime Minister Formalization of Micro Food Processing Enterprises Scheme (PMFME) (Central Share 60 per cent) (Scheme)	Exp.	Recurrent	889.67	355.87	533.80
2405 (00) (796) (01) (52) - Pradhan Mantri Matsya Sampada Yojana (Central Share 36 per cent) (Scheme)	Exp.	Recurrent	316.05	126.42	189.63
4225 (02) (796) (01) (16) and (02) (05) - Construction of Hostels (Scheme) (under Tribal Area Subplan and Outside Tribal Area Subplan)	Exp.	One Time	796.97	796.97
4225 (02) (796) (01) (17) - Construction of Ashram School (Scheme)	Exp.	One Time	1,837.00	1,837.00
4225 (02) (796) (01) (17) - Construction of Samaj Mandir (State Level Schemes)	Exp.	One Time	50.00	50.00
CO-OPERATION, MARKETING AND TEXTILE DEPARTMENT									
2425 (00) (001) (01) (05) - Divisional and District Administration. (Committed)	Exp.	Recurrent	1,643.68	1,643.68
2425 (00) (101) (00) (01) - Staff for Audit (Committed)	Exp.	Recurrent	807.16	807.16

APPENDIX - XI - *concl.*

MAJOR POLICY DECISIONS DURING THE YEAR OR NEW SCHEMES PROPOSED IN THE BUDGET

(₹ in lakh)

Nature of the policy Decision/New Scheme	Receipts/ Exp./Both	Recurring/ One Time	In case of Recurring, the annual estimates of impact on net cash flows		Annual Expenditure		Likely Sources from which Expenditure on new Scheme to be met		
			Definite Period (Specify the period)	Permanent	Revenue	Capital	State's own Resources	Central Transfers	Raising Debt (Specify)
WATER SUPPLY AND SANITATION DEPARTMENT					
2215 (01) (192) (02) (11) - Grants in aids to Municipalities / Municipal councils for temporary measures to alleviate Emergency Drinking Water Scarcity (Committed)	Exp.	Recurrent	194.30	194.30
2215 (01) (196) (02) (03) - Grants in aids to Zilla Parishads for temporary Measures to alleviate Emergency Drinking Water Scarcity (Committed)	Exp.	Recurrent	9,300.00	9,300.00
3451(00) (090) (01) (01) - Water Supply and Sanitation Department (Committed)	Exp.	One Time	171.84	171.84
TOTAL					39,581.13	63,605.47	1,01,563.17	1,623.43



**APPENDIX - XII
COMMITTED LIABILITIES OF THE GOVERNMENT**

(₹ in lakh)

Sr. No.	Nature of the Liabilities	Amount		Likely Sources from which proposed to be met			Likely year of the discharge	Liabilities discharged during the current year	Balance remaining
		State Fund - Scheme	State Fund - Committed	States own Resources	Central Transfers	Raising Debt (Specify)			
1	2	3	4	5	6	7	8	9	10
Data not made available by the Government Departments									



APPENDIX . XIII

RE-ORGANISATION OF THE STATES - ITEMS FOR WHICH ALLOCATION OF BALANCES BETWEEN/AMONG THE STATES HAS NOT BEEN FINALISED

Sr. No.	Item	Head of Account as per Finance Accounts 2022-23	Amount to be allocated amongst successor States	
			At the time of Re-organisation	At present
<i>(₹ in lakh)</i>				
Items pending for want of concurrence from the Office of Accountant General, Gujarat/Karnataka				
1.	Advances	8550- Civil Advances Other Departmental Advances Objection Book Advances	2.66 (Dr)	2.66 (Dr)
Items pending for other reasons				
2.	Advances	8672-Permanent Cash Imprest - Civil Permanent Cash Advances	0.38 (Dr)	0.38 (Dr)
Items awaiting final orders, information, etc., from the State Government of Maharashtra, Gujarat and Andhra Pradesh				
3.	Public Debt	6004 - Loans and Advances from the Central Government - Loans sanctioned to Ex. Bombay State	2.92 (Cr.)	2.92 (Cr.)
4.	Loans	Loans and Advances	1.01 (Dr)	1.01 (Dr)
5.	Funds	8229- Development Welfare Funds -Co-operative Development Funds State Co-operative Development Funds Fund Account	19.24 (Cr)	19.24 (Cr)
		Investment Account	0.07 (Dr)	0.07 (Dr)
6.	Deposits	8449- Other Deposits Miscellaneous Funds and Deposits of Merged States- Deposit Account	6.81 (Cr)	6.81 (Cr)
		Investment Account	7.24 (Dr)	7.24 (Dr)
7.	Cash Balance	8673- Cash Balance Investment Account Merged States	106.67 (Dr)	32.14 (Dr)
Allocation awaited from Other States - Madhya Pradesh				
8.	Deposits	8449- Other Deposits Sinking Funds for Industrial Housing Madhya Pradesh Housing Board Fund Account	0.23 (Cr)	0.23 (Cr)
		Investment Account	0.23 (Dr)	0.23 (Dr)
Allocation awaited from Other States - Andhra Pradesh				
9.	Loans	Loans to Hyderabad Gold Mines Limited	39.10 (Cr)	39.10 (Cr)
10.	Funds	Hyderabad State Family Pension Fund	*	*
11.	Deposits	Jagir Administration Deposits and Court of Ward Deposits	44.19 (Cr)	44.19 (Cr)

* The information regarding the post-1974 head of accounts, in which the unallocated balances were included and the amount of unallocated balance under each head is awaited (July 2023)



©

Comptroller and Auditor General of India

2023

cag.gov.in/en

cag.gov.in/ae/mumbai/en

