



**FINANCE ACCOUNTS  
(VOLUME II)  
2015-16**



**GOVERNMENT OF ODISHA**



# **FINANCE ACCOUNTS**

## **VOLUME II**

**2015-16**

**GOVERNMENT OF ODISHA**



## TABLE OF CONTENTS

---

<b>Volume I</b>	<b>PAGE</b>
Table of Contents	i – ii
Certificate of the Comptroller and Auditor General of India	iii – iv
Guide to Finance Accounts	vi – xiii
<b>Statement No.</b>	
1 Statement of Financial Position	1 – 2
2 Statement of Receipts and Disbursements	3 – 9
Annexure A. Cash Balances and Investments of Cash Balances	10 – 12
3 Statement of Receipts (Consolidated Fund)	13 – 22
4 Statement of Expenditure (Consolidated Fund)	23 – 33
5 Statement of Progressive Capital Expenditure	34 – 39
6 Statement of Borrowings and Other Liabilities	40 – 45
7 Statement of Loans and Advances given by the Government	46
8 Statement of Investments of the Government	47
9 Statement of Guarantees given by the Government	48 – 49
10 Statement of Grants-in-Aid given by the Government	50 – 51
11 Statement of Voted and Charged Expenditure	52 – 56
12 Statement on Sources and Application of Funds for expenditure other than Revenue Account	57 – 59
13 Summary of Balances under Consolidated Fund, Contingency Fund and Public Account	60 – 79
• Notes to Accounts	
<b>Volume II</b>	
<b>Part I - Detailed Statement</b>	
14 Detailed Statement of Revenue and Capital Receipts by Minor heads	83 – 140
15 Detailed Statement of Revenue Expenditure by Minor heads	141 – 257
16 Detailed Statement of Capital Expenditure by Minor heads and Sub-heads	258 – 457
17 Detailed Statement of Borrowings and Other Liabilities	458 – 476
18 Detailed Statement of Loans and Advances given by the State Government	477 – 498
19 Detailed Statement of Investments of the Government	499 – 539
20 Detailed Statement of Guarantees given by the Government	540 – 547
21 Detailed Statement on Contingency Fund and Other Public Account transactions	548 – 562
22 Detailed Statement on Investments of Earmarked Balances	563 – 567

## TABLE OF CONTENTS

---

### Volume II

<b>Part II - Appendices</b>	<b>PAGE</b>
I Comparative Expenditure on Salary	571 – 581
II Comparative Expenditure on Subsidy	582 – 602
III Grants-in-Aid/ Assistance given by the State Government (Institution-wise and Scheme-wise)	603 – 676
IV Details of Externally Aided Projects	677 – 684
V Plan Scheme expenditure	685 – 765
A. Central Schemes (Centrally Sponsored Schemes and Central Plan Schemes)	
B. State Plan Schemes	
VI Direct transfer of Central Scheme funds to implementing Agencies in the State (Funds routed outside State Budgets) (Unaudited Figures)	766 – 771
VII Acceptance and Reconciliation of balances (As depicted in Statement Nos.18 and 21)	772 – 779
VIII Financial Results of Irrigation/Electricity Schemes	780 – 786
IX Commitments of the Government- List of Incomplete Capital Works	787 – 854
X Maintenance Expenditure with segregation of Salary and Non-salary portion	855 – 872
XI Major Policy Decisions of the Government during the year or New Schemes proposed in the Budget	873 – 874
XII Committed Liabilities of the Government	875
XIII Re-organisation of the States – Items for which allocation of balances between/ among the States has not been finalised	876

**Part – I**  
**DETAILED STATEMENT**





STATMENT No. 14

DETAILED STATEMENT OF REVENUE AND CAPITAL RECEIPTS BY MINOR HEADS				
1	Heads	Actuals		Per cent Increase (+) / Decrease (-) during the year
		2015-16	2014-15	
2		3	4	5
(₹ in lakh)				
<b>Receipt Heads (Revenue Account)</b>				
<b>A. Tax Revenue</b>				
(The figures are net after taking into account refunds)				
<b>(a) Taxes on Income and Expenditure</b>				
<b>0020- Corporation Tax</b>				
	901- Share of Net Proceeds Assigned to States	74,08,47.00	56,50,45.00	(+31.11
	<b>Total -0020</b>	<b>74,08,47.00</b>	<b>56,50,45.00</b>	<b>(+)31.11</b>
<b>0021- Taxes on Income other than Corporation Tax</b>				
	901- Share of Net Proceeds Assigned to States	51,40,91.00	40,34,96.00	(+27.41
	<b>Total -0021</b>	<b>51,40,91.00</b>	<b>40,34,96.00</b>	<b>(+)27.41</b>
<b>0028- Other Taxes on Income and Expenditure</b>				
	107- Taxes on Professions, Trades, Callings and Employment	1,75,56.54	1,68,97.31	(+3.90
	901- Share of Net Proceeds Assigned to States	21.55	14.89	(+44.73
	<b>Total -0028</b>	<b>1,75,78.09</b>	<b>1,69,12.20</b>	<b>(+)3.94</b>
	<b>Total - (a) Taxes on Income and Expenditure</b>	<b>1,27,25,16.09</b>	<b>98,54,53.20</b>	<b>(+)29.13</b>
<b>(b) Taxes on Property and Capital Transactions</b>				
<b>0029- Land Revenue</b>				
	101- Land Revenue/Tax	3,85,75.71	4,19,75.69	(-)8.10
	102- Taxes on Plantations	4,70.40	1,78.27	(+163.87
	103- Rates and Cesses on Land	47,12.77	39,20.12	(+20.22

STATMENT No. 14

**DETAILED STATEMENT OF REVENUE AND CAPITAL RECEIPTS BY MINOR HEADS**

1	Heads	Actuals		Per cent Increase (+) / Decrease (-) during the year
		2015-16	2014-15	
	2	3	4	5
		(₹ in lakh)		
	<b>A. Tax Revenue - (Contd.)</b>			
	<b>(b) Taxes on Property and Capital Transactions - (Contd.)</b>			
	<b>0029- Land Revenue - (Concl.)</b>			
	104- Receipts from Management of Ex-Zamindari Estates	70.62	12.55	(+462.71
	105- Receipts from Sale of Government Estates	50,18.45	1,10.23	(+4452.71
	107- Sale proceeds of Waste Lands and redemption of Land Tax	4,98.55	..	..
	800- Other Receipts	95,34.52	1,83,66.88	(-)48.09
	<b>Total -0029</b>	<b>5,88,81.02</b>	<b>6,45,63.74</b>	<b>(-)8.80</b>
	<b>0030- Stamps and Registration Fees</b>			
	<b>01- Stamps-Judicial</b>			
	101- Court Fees realised in Stamps	5,12.67	4,28.67	(+19.60
	102- Sale of Stamps	21,94.55	19,27.89	(+13.83
	800- Other Receipts	7,52.06	2,09.69	(+258.65
	<b>Total - 01</b>	<b>34,59.28</b>	<b>25,66.25</b>	<b>(+)34.80</b>
	<b>02- Stamps-Non-Judicial</b>			
	102- Sale of Stamps	4,96,93.99	3,42,28.42	(+45.18
	103- Duty on Impressing of Documents	6,26,09.02	1,11,36.53	(+462.20
	800- Other Receipts	1,15.81	1,30.01	(-)10.92
	<b>Total - 02</b>	<b>11,24,18.82</b>	<b>4,54,94.96</b>	<b>(+)147.10</b>
	<b>03- Registration Fees</b>			
	104- Fees for registering documents	9,31,69.28	2,33,49.16	(+299.03

STATEMENT No. 14

DETAILED STATEMENT OF REVENUE AND CAPITAL RECEIPTS BY MINOR HEADS

1	Heads	Actuals		Per cent Increase (+) / Decrease (-) during the year
		2015-16	2014-15	
		3	4	5
		(₹ in lakh)		
	<b>A. Tax Revenue - (Contd.)</b>			
	<b>(b) Taxes on Property and Capital Transactions - (Concl'd.)</b>			
	<b>0030- Stamps and Registration Fees - (Concl'd.)</b>			
	<i>03- Registration Fees - (Concl'd.)</i>			
	800- Other Receipts	66,59.59	86,12.89	(-)22.68
	<b>Total - 03</b>	<b>9,98,28.87</b>	<b>3,19,62.05</b>	<b>(+)212.34</b>
	<b>Total -0030</b>	<b>21,57,06.97</b>	<b>8,00,23.26</b>	<b>(+)169.56</b>
	<b>0032- Taxes on Wealth</b>			
	901- Share of Net Proceeds Assigned to States	1,86.00	15,25.00	(-)87.80
	<b>Total -0032</b>	<b>1,86.00</b>	<b>15,25.00</b>	<b>(-)87.80</b>
	<b>Total - (b) Taxes on Property and Capital Transactions</b>	<b>27,47,73.99</b>	<b>14,61,12.00</b>	<b>(+)88.06</b>
	<b>(c) Taxes on Commodities and Services</b>			
	<b>0037- Customs</b>			
	901- Share of Net Proceeds Assigned to States	37,71,20.00	26,16,91.00	(+)44.11
	<b>Total -0037</b>	<b>37,71,20.00</b>	<b>26,16,91.00</b>	<b>(+)44.11</b>
	<b>0038- Union Excise Duties</b>			
	<i>01- Shareable Duties</i>			
	901- Share of Net Proceeds Assigned to States	31,46,97.00	14,77,68.00	(+)112.97
	<b>Total - 01</b>	<b>31,46,97.00</b>	<b>14,77,68.00</b>	<b>(+)112.97</b>

STATEMENT No. 14

**DETAILED STATEMENT OF REVENUE AND CAPITAL RECEIPTS BY MINOR HEADS**

1	Heads	Actuals		Per cent Increase (+) / Decrease (-) during the year
		2015-16	2014-15	
	2	3	4	5
(₹ in lakh)				
<b>A. Tax Revenue - (Contd.)</b>				
<b>(c) Taxes on Commodities and Services - (Contd.)</b>				
<b>0038- Union Excise Duties - (Concl.)</b>				
	<b>Total -0038</b>	<b>31,46,97.00</b>	<b>14,77,68.00</b>	<b>(+)112.97</b>
<b>0039- State Excise</b>				
	101- Country Spirits	85,26.09	48,64.58	(+75.27
	102- Country Fermented Liquors	60,71.86	5,28,03.08	(-)88.50
	103- Malt Liquor	1,44,99.43	52.69	(+27418.37
	104- Liquor	61,33.27	57,36.18	(+6.92
	105- Foreign Liquors and Spirits	19,87,49.72	11,28,25.12	(+76.16
	106- Commercial and Denatured Spirits and Medicated Wines	5,56.47	1,78.44	(+211.85
	107- Medicinal and Toilet preparations containing Alcohol, Opium, etc.	8.08	1.95	(+314.36
	108- Opium, Hemp and Other Drugs	88.03	1,93.05	(-)54.40
	150- Fines and Confiscations	93.59	30.02	(+211.76
	800- Other Receipts	1,99,67.59	2,68,39.19	(-)25.60
	<b>Total -0039</b>	<b>25,46,94.13</b>	<b>20,35,24.30</b>	<b>(+)25.14</b>
<b>0040- Taxes on Sales, Trade etc.</b>				
	101- Receipts under Central Sales Tax Act	8,85,72.57	9,24,62.41	(-)4.21
	102- Receipts under State Sales Tax Act	1,16,68,59.39	68,64,72.00	(+69.98

STATMENT No. 14

DETAILED STATEMENT OF REVENUE AND CAPITAL RECEIPTS BY MINOR HEADS				
1	Heads	Actuals		Per cent Increase (+) / Decrease (-) during the year
		2015-16	2014-15	
		3	4	5
(₹ in lakh)				
<b>A. Tax Revenue - (Contd.)</b>				
<b>(c) Taxes on Commodities and Services - (Contd.)</b>				
<b>0040- Taxes on Sales, Trade etc. - (Concl.)</b>				
	111- Value Added Tax (VAT) Receipts	5,41,87.15	40,25,00.68	(-)86.54
	800- Other Receipts	79.85	2,37.78	(-)66.42
	<b>Total -0040</b>	<b>1,30,96,98.96</b>	<b>1,18,16,72.87</b>	<b>(+)10.83</b>
<b>0041- Taxes on Vehicles</b>				
	101- Receipts under the Indian Motor Vehicles Act	3,43,63.38	2,56,70.88	(+ )33.86
	102- Receipts under the State Motor Vehicles Taxation Acts	6,76,20.61	6,32,36.82	(+ )6.93
	800- Other Receipts	23,88.88	21,23.09	(+ )12.52
	<b>Total -0041</b>	<b>10,43,72.87</b>	<b>9,10,30.79</b>	<b>(+)14.66</b>
<b>0042- Taxes on Goods and Passengers</b>				
	102- Tolls on Roads	1,62.13	1,10.42	(+ )46.83
	103- Tax Collections-Passenger Tax	55.28	38.53	(+ )43.47
	104- Tax Collections-Goods Tax	50.58	44.37	(+ )14.00
	106- Tax on Entry of Goods into Local Areas	16,60,08.74	17,08,66.92	(-)2.84
	800- Other Receipts	22.90	26.95	(-)15.03
	<b>Total -0042</b>	<b>16,62,99.63</b>	<b>17,10,87.19</b>	<b>(-)2.80</b>
<b>0043- Taxes and Duties on Electricity</b>				
	101- Taxes on Consumption and Sale of Electricity	11,54,91.79	15,04,68.01	(-)23.24

STATMENT No. 14

DETAILED STATEMENT OF REVENUE AND CAPITAL RECEIPTS BY MINOR HEADS				
1	Heads	Actuals		Per cent Increase (+) / Decrease (-) during the year
		2015-16	2014-15	
2		3	4	5
(₹ in lakh)				
<b>A. Tax Revenue - (Contd.)</b>				
<b>(c) Taxes on Commodities and Services - (Concl.)</b>				
<b>0043- Taxes and Duties on Electricity - (Concl.)</b>				
	102- Fees under the Indian Electricity Rules	54,88.83	2,11,62.18	(-)74.06
	103- Fees for the Electrical Inspection of Cinemas	56.77	33.83	(+)67.81
	800- Other Receipts	1,83.16	5,95.61	(-)69.25
	<b>Total -0043</b>	<b>12,12,20.55</b>	<b>17,22,59.63</b>	<b>(-)29.63</b>
<b>0044- Service Tax</b>				
	901- Share of Net Proceeds Assigned to States	40,86,39.00	23,85,82.00	(+)71.28
	<b>Total -0044</b>	<b>40,86,39.00</b>	<b>23,85,82.00</b>	<b>(+)71.28</b>
<b>0045- Other Taxes and Duties on Commodities and Services</b>				
	101- Entertainment Tax	30,96.34	13,91.70	(+)122.49
	102- Betting Tax	0.01	0.06	(-)83.33
	105- Luxury Tax	26.27	23.70	(+)10.84
	115- Forest Development Tax	10,80.92	3,04.75	(+)254.69
	118- Cable Tax	..	0.17	..
	800- Other Receipts	61.86	50.04	(+)23.62
	901- Share of Net Proceeds Assigned to States	17,77.00	..	..
	<b>Total -0045</b>	<b>60,42.40</b>	<b>17,70.42</b>	<b>(+)241.30</b>
	<b>Total - (c) Taxes on Commodities and Services</b>	<b>3,06,27,84.54</b>	<b>2,46,93,86.20</b>	<b>(+)24.03</b>

STATEMENT No. 14

DETAILED STATEMENT OF REVENUE AND CAPITAL RECEIPTS BY MINOR HEADS				
1	Heads	Actuals		Per cent Increase (+) / Decrease (-) during the year
		2015-16	2014-15	
(₹ in lakh)				
2	3	4	5	
<b>A. Tax Revenue - (Concl.)</b>				
<b>Total - A.Tax Revenue</b>		<b>4,61,00,74.62</b>	<b>3,60,09,51.40</b>	<b>(+)28.02</b>
<b>B. Non Tax Revenue</b>				
<b>(a) Fiscal Services</b>				
<b>0047- Other Fiscal Services</b>				
800- Other Receipts		0.51	..	..
<b>Total -0047</b>		<b>0.51</b>	<b>..</b>	<b>..</b>
<b>Total - (a) Fiscal Services</b>		<b>0.51</b>	<b>..</b>	<b>..</b>
<b>(b) Interest Receipts, Dividends and Profits</b>				
<b>0049- Interest Receipts</b>				
<i>04- Interest Receipts of State/Union Territory Governments</i>				
103- Interest from Departmental Commercial Undertakings		27.34	21.98	(+24.39
107- Interest from Cultivators		93.31	1,17.54	(-)20.61
110- Interest realised on Investments of Cash Balances		3,65,33.70	3,11,40.15	(+17.32
190- Interest from Public Sector and other Undertakings		32,78.52	12.04	(+27130.23
191- Interest from Local Bodies		1.80	5.06	(-)64.43
195- Interest from Co-operative Societies		1,31,49.82	1,96.14	(+6604.30
800- Other Receipts		29,57.10	15,74.35	(+87.83
<b>Total - 04</b>		<b>5,60,41.59</b>	<b>3,30,67.26</b>	<b>(+)69.48</b>
<b>Total -0049</b>		<b>5,60,41.59</b>	<b>3,30,67.26</b>	<b>(+)69.48</b>

**STATEMENT No. 14**

**DETAILED STATEMENT OF REVENUE AND CAPITAL RECEIPTS BY MINOR HEADS**

1	2	Actuals		5
		3	4	
Heads		2015-16	2014-15	Per cent Increase (+) / Decrease (-) during the year
(₹ in lakh)				
<b>B. Non Tax Revenue - (Contd.)</b>				
<b>(b) Interest Receipts, Dividends and Profits - (Concl'd.)</b>				
<b>0050- Dividends and Profits</b>				
101-	Dividends from Public Sector Undertakings	5,52,75.20	10,76,12.39	(-)48.63
200-	Dividends from Other Investments	60.74	32.08	(+)89.34
<b>Total -0050</b>		<b>5,53,35.94</b>	<b>10,76,44.47</b>	<b>(-)48.59</b>
<b>Total - (b) Interest Receipts, Dividends and Profits</b>		<b>11,13,77.53</b>	<b>14,07,11.73</b>	<b>(-)20.85</b>
<b>(c) Other Non Tax Revenue</b>				
<b>(i) General Services</b>				
<b>0051- Public Service Commission</b>				
104-	Union Public Service Commission/Staff Selection Commission Examination Fees	4,27.54	1,38.89	(+)207.83
105-	State Public Service Commission Examination Fees	2,04.33	86.81	(+)135.38
800-	Other Receipts	0.85	2.32	(-)63.36
<b>Total -0051</b>		<b>6,32.72</b>	<b>2,28.02</b>	<b>(+)177.48</b>
<b>0055- Police</b>				
101-	Police supplied to other Governments	18,45.23	5,83.68	(+)216.14
102-	Police supplied to other parties	25,89.90	28,13.79	(-)7.96
103-	Fees, Fines and Forfeitures	86.84	2,61.13	(-)66.74



STATMENT No. 14

DETAILED STATEMENT OF REVENUE AND CAPITAL RECEIPTS BY MINOR HEADS				
1	Heads	Actuals		Per cent Increase (+) / Decrease (-) during the year
		2015-16	2014-15	
2	3	4	5	
(₹ in lakh)				
<b>B. Non Tax Revenue - (Contd.)</b>				
<b>(c) Other Non Tax Revenue - (Contd.)</b>				
<b>(i) General Services - (Contd.)</b>				
<b>0055- Police - (Concl'd.)</b>				
	800- Other Receipts	14,38.82	13,41.06	(+7.29
	<b>Total -0055</b>	<b>59,60.79</b>	<b>49,99.66</b>	<b>(+)19.22</b>
<b>0056- Jails</b>				
	102- Sale of Jail Manufactures	53.11	46.04	(+15.36
	501- Services and Service Fees	4.13	2.31	(+78.79
	800- Other Receipts	76.71	58.87	(+30.30
	<b>Total -0056</b>	<b>1,33.95</b>	<b>1,07.22</b>	<b>(+)24.93</b>
<b>0058- Stationery and Printing</b>				
	101- Stationery Receipts	39.76	12.58	(+216.06
	102- Sale of Gazettes etc.	55.90	11.38	(+391.21
	200- Other Press Receipts	2,67.66	2,22.17	(+20.48
	800- Other Receipts	2.49	5.93	(-)58.01
	<b>Total -0058</b>	<b>3,65.81</b>	<b>2,52.06</b>	<b>(+)45.13</b>
<b>0059- Public Works</b>				
<b>01- Office Buildings</b>				
	011- Rents	1,84.93	1,70.34	(+8.57

STATEMENT No. 14

**DETAILED STATEMENT OF REVENUE AND CAPITAL RECEIPTS BY MINOR HEADS**

1	Heads	Actuals		Per cent Increase (+) / Decrease (-) during the year
		2015-16	2014-15	
	2	3	4	5
(₹ in lakh)				
<b>B. Non Tax Revenue - (Contd.)</b>				
<b>(c) Other Non Tax Revenue - (Contd.)</b>				
<b>(i) General Services - (Contd.)</b>				
<b>0059- Public Works - (Concltd.)</b>				
<b>01- Office Buildings - (Concltd.)</b>				
	102- Hire Charges of Machinery and Equipment	9.89	6.02	(+64.29
	103- Recovery of Percentage Charges	5,04.67	4,17.69	(+20.82
	800- Other Receipts	25,33.26	33,81.53	(-)25.09
	<b>Total - 01</b>	<b>32,32.75</b>	<b>39,75.58</b>	<b>(-)18.68</b>
<b>60- Other Buildings</b>				
	103- Recovery of Percentage Charges	..	0.30	..
	800- Other Receipts	93.92	90.62	(+3.64
	<b>Total - 60</b>	<b>93.92</b>	<b>90.92</b>	<b>(+)3.30</b>
<b>80- General</b>				
	011- Rents	0.11	0.36	(-)69.44
	102- Hire charges of Machinery and Equipment	..	7.65	..
	103- Recovery of Percentage Charges	96.61	93.39	(+3.45
	800- Other Receipts	43,24.18	46,91.01	(-)7.82
	<b>Total - 80</b>	<b>44,20.90</b>	<b>47,92.41</b>	<b>(-)7.75</b>
	<b>Total -0059</b>	<b>77,47.57</b>	<b>88,58.91</b>	<b>(-)12.54</b>

STATEMENT No. 14

**DETAILED STATEMENT OF REVENUE AND CAPITAL RECEIPTS BY MINOR HEADS**

1	Heads	Actuals		Per cent Increase (+) / Decrease (-) during the year
		2015-16	2014-15	
2	3	4	5	
		(₹ in lakh)		
	<b>B. Non Tax Revenue - (Contd.)</b>			
	<b>(c) Other Non Tax Revenue - (Contd.)</b>			
	<b>(i) General Services - (Contd.)</b>			
	<b>0070- Other Administrative Services</b>			
	<i>01- Administration of Justice</i>			
	102- Fines and Forfeitures	2,70.68	2,02.47	(+33.69
	501- Services and Service Fees	70.00	1,18.24	(-)40.80
	800- Other Receipts	83.15	1,37.74	(-)39.63
	<b>Total - 01</b>	<b>4,23.83</b>	<b>4,58.45</b>	<b>(-)7.55</b>
	<i>02- Elections</i>			
	800- Other Receipts	26,97.41	19,37.76	(+39.20
	<b>Total - 02</b>	<b>26,97.41</b>	<b>19,37.76</b>	<b>(+)39.20</b>
	<i>60- Other Services</i>			
	101- Receipts from the Central Government for Administration of Central Acts and Regulations	8.84	27.40	(-)67.74
	105- Home Guards	20.79	35.82	(-)41.96
	106- Civil Defence	0.72	0.43	(+67.44
	108- Marriage Fees	3.55	2.59	(+37.07
	109- Fire Protection and Control	1,22.71	69.84	(+75.70
	110- Fees for Government Audit	0.20	0.31	(-)35.48

STATMENT No. 14

**DETAILED STATEMENT OF REVENUE AND CAPITAL RECEIPTS BY MINOR HEADS**

1	Heads	Actuals		Per cent Increase (+) / Decrease (-) during the year
		2015-16	2014-15	
1	2	3	4	5
		(₹ in lakh)		
	<b>B. Non Tax Revenue - (Contd.)</b>			
	<b>(c) Other Non Tax Revenue - (Contd.)</b>			
	<b>(i) General Services - (Contd.)</b>			
	<b>0070- Other Administrative Services - (Concl'd.)</b>			
	<i>60- Other Services - (Concl'd.)</i>			
	114- Receipts from Motor Garages etc.	1.97	0.64	(+207.81
	115- Receipts from Guest Houses, Government Hostels etc.	1,78.35	1,54.79	(+15.22
	117- Visa Fees	7.71	11.48	(-)32.84
	118- Receipts under Right to Information Act, 2005	18.38	20.67	(-)11.08
	800- Other Receipts	3,01.24	2,54.37	(+18.43
	<b>Total - 60</b>	<b>6,64.46</b>	<b>5,78.34</b>	<b>(+)14.89</b>
	<b>Total -0070</b>	<b>37,85.70</b>	<b>29,74.55</b>	<b>(+)27.27</b>
	<b>0071- Contributions and Recoveries towards Pension and Other Retirement benefits</b>			
	<i>01- Civil</i>			
	101- Subscriptions and Contributions	15,24.61	14,80.32	(+2.99
	106- Pensionary charges in respect of High Court Judges recovered from the State Governments	1,05.56	89.44	(+18.02
	800- Other Receipts	4,75.92	4,45.22	(+6.90
	<b>Total - 01</b>	<b>21,06.09</b>	<b>20,14.98</b>	<b>(+)4.52</b>
	<b>Total -0071</b>	<b>21,06.09</b>	<b>20,14.98</b>	<b>(+)4.52</b>

STATMENT No. 14

DETAILED STATEMENT OF REVENUE AND CAPITAL RECEIPTS BY MINOR HEADS				
1	Heads	Actuals		Per cent Increase (+) / Decrease (-) during the year
		2015-16	2014-15	
		3	4	5
(₹ in lakh)				
	<b>B. Non Tax Revenue - (Contd.)</b>			
	<b>(c) Other Non Tax Revenue - (Contd.)</b>			
	<b>(i) General Services - (Concl'd.)</b>			
	<b>0075- Miscellaneous General Services</b>			
	101- Unclaimed Deposits	55,32.17	10,94.76	(+405.33
	105- Sale of Land and Property	0.35	0.62	(-)43.55
	108- Guarantee Fees	9,41.34	10,07.98 (A)	(-)6.61
	800- Other Receipts	1,27,46.39	97,81.00	(+30.32
	900- Deduct-Refunds	(-)12.01	(-)0.36	(+3236.11
	<b>Total -0075</b>	<b>1,92,08.24</b>	<b>1,18,84.00</b>	<b>(+)61.63</b>
	<b>Total -(i) General Services</b>	<b>3,99,40.87</b>	<b>3,13,19.40</b>	<b>(+)27.53</b>
	<b>(ii) Social Services</b>			
	<b>0202- Education, Sports, Art and Culture</b>			
	<b>01- General Education</b>			
	101- Elementary Education	51,59.80	2,07.00	(+2392.66
	102- Secondary Education	1,71.01	1,31.66	(+29.89
	103- University and Higher Education	4,96.72	6,64.25	(-)25.22
	105- Languages Development	1.24	0.95	(+30.53
	600- General	1,86.20	1,25.95	(+47.84
	<b>Total - 01</b>	<b>60,14.97</b>	<b>11,29.81</b>	<b>(+)432.39</b>

(A) Doesn't include ₹28.33 lakh misclassified under 0075-800-Other Receipts.

STATMENT No. 14

DETAILED STATEMENT OF REVENUE AND CAPITAL RECEIPTS BY MINOR HEADS				
1	Heads	Actuals		Per cent Increase (+) / Decrease (-) during the year
		2015-16	2014-15	
1	2	3	4	5
(₹ in lakh)				
<b>B. Non Tax Revenue - (Contd.)</b>				
<b>(c) Other Non Tax Revenue - (Contd.)</b>				
<b>(ii) Social Services - (Contd.)</b>				
<b>0202- Education, Sports, Art and Culture - (Concltd.)</b>				
<i>02- Technical Education</i>				
	101- Tuitions and other Fees	3,19.24	3,51.09	(-)9.07
	800- Other Receipts	1,56.31	1,62.33	(-)3.71
	<b>Total - 02</b>	<b>4,75.55</b>	<b>5,13.42</b>	<b>(-)7.38</b>
<i>03- Sports and Youth Services</i>				
	800- Other Receipts	86.21	1,64.53	(-)47.60
	<b>Total - 03</b>	<b>86.21</b>	<b>1,64.53</b>	<b>(-)47.60</b>
<i>04- Art and Culture</i>				
	101- Archives and Museums	1.66	20.76	(-)92.00
	800- Other Receipts	1,10.81	58.49	(+)89.45
	<b>Total - 04</b>	<b>1,12.47</b>	<b>79.25</b>	<b>(+)41.92</b>
	<b>Total -0202</b>	<b>66,89.20</b>	<b>18,87.01</b>	<b>(+)254.49</b>
<b>0210- Medical and Public Health</b>				
<i>01- Urban Health Services</i>				
	020- Receipts from Patients for Hospital and Dispensary Services	97.64	93.69	(+)4.22

STATEMENT No. 14

**DETAILED STATEMENT OF REVENUE AND CAPITAL RECEIPTS BY MINOR HEADS**

1	Heads	Actuals		Per cent Increase (+) / Decrease (-) during the year
		2015-16	2014-15	
		3	4	5
(₹ in lakh)				
<b>B. Non Tax Revenue - (Contd.)</b>				
<b>(c) Other Non Tax Revenue - (Contd.)</b>				
<b>(ii) Social Services - (Contd.)</b>				
<b>0210- Medical and Public Health - (Contd.)</b>				
<b>01- Urban Health Services - (Concl.)</b>				
	101- Receipts from Employees State Insurance Scheme	41,16.35	21,35.81	(+92.73
	800- Other Receipts	21.18	19.26	(+9.97
	<b>Total - 01</b>	<b>42,35.17</b>	<b>22,48.76</b>	<b>(+88.33</b>
<b>02- Rural Health Services</b>				
	800- Other Receipts	5.62	4.41	(+27.44
	<b>Total - 02</b>	<b>5.62</b>	<b>4.41</b>	<b>(+27.44</b>
<b>03- Medical Education, Training and Research</b>				
	101- Ayurveda	5.37	10.06	(-)46.62
	102- Homeopathy	10.51	17.48	(-)39.87
	103- Unani	1.35	29.50	(-)95.42
	105- Allopathy	4,54.47	4,41.21	(+3.01
	<b>Total - 03</b>	<b>4,71.70</b>	<b>4,98.25</b>	<b>(-)5.33</b>
<b>04- Public Health</b>				
	104- Fees and Fines etc.	3,76.63	3,78.63	(-)0.53
	105- Receipts from Public Health Laboratories	16.08	39.17	(-)58.95

STATMENT No. 14

DETAILED STATEMENT OF REVENUE AND CAPITAL RECEIPTS BY MINOR HEADS				
1	Heads	Actuals		Per cent Increase (+) / Decrease (-) during the year
		2015-16	2014-15	
		3	4	5
(₹ in lakh)				
<b>B. Non Tax Revenue - (Contd.)</b>				
<b>(c) Other Non Tax Revenue - (Contd.)</b>				
<b>(ii) Social Services - (Contd.)</b>				
<b>0210- Medical and Public Health - (Concl'd.)</b>				
<i>04- Public Health - (Concl'd.)</i>				
	800- Other Receipts	1,65.23	1,45.69	(+13.41
	900- Deduct- Refunds	(-)0.15	..	..
	<b>Total - 04</b>	<b>5,57.79</b>	<b>5,63.49</b>	<b>(-)1.01</b>
	<b>Total -0210</b>	<b>52,70.28</b>	<b>33,14.91</b>	<b>(+)58.99</b>
<b>0211- Family Welfare</b>				
	101- Sale of Contraceptives	0.10	0.03	(+233.33
	800- Other Receipts	6.99	10.03	(-)30.31
	<b>Total -0211</b>	<b>7.09</b>	<b>10.06</b>	<b>(-)29.52</b>
<b>0215- Water Supply and Sanitation</b>				
<i>01- Water Supply</i>				
	102- Receipts from Rural Water Supply Schemes	5.57	14.52	(-)61.64
	103- Receipts from Urban Water Supply Schemes	51,14.43	47,37.97	(+7.95
	104- Fees, Fines etc.	0.09	0.07	(+28.57
	501- Service and Service Fees	0.01	0.03	(-)66.67
	800- Other Receipts	20,72.13	17,14.86	(+20.83
	<b>Total - 01</b>	<b>71,92.23</b>	<b>64,67.45</b>	<b>(+)11.21</b>



STATMENT No. 14

DETAILED STATEMENT OF REVENUE AND CAPITAL RECEIPTS BY MINOR HEADS				
1	Heads	Actuals		Per cent Increase (+) / Decrease (-) during the year
		2015-16	2014-15	
		3	4	5
(₹ in lakh)				
<b>B. Non Tax Revenue - (Contd.)</b>				
<b>(c) Other Non Tax Revenue - (Contd.)</b>				
<b>(ii) Social Services - (Contd.)</b>				
<b>0215- Water Supply and Sanitation - (Concl.)</b>				
<i>02- Sewerage and Sanitation</i>				
	800- Other Receipts	2,25.41	2,13.42	(+) <b>5.62</b>
	<b>Total - 02</b>	<b>2,25.41</b>	<b>2,13.42</b>	<b>(+)5.62</b>
	<b>Total -0215</b>	<b>74,17.64</b>	<b>66,80.87</b>	<b>(+)11.03</b>
<b>0216- Housing</b>				
<i>01- Government Residential Buildings</i>				
	106- General Pool Accommodation	13,96.80	14,03.44	(-)0.47
	107- Police Housing	1.04	4.15	(-)74.94
	700- Other Housing	2.65	4.61	(-)42.52
	900- Deduct-Refunds	..	(-)0.74	..
	<b>Total - 01</b>	<b>14,00.49</b>	<b>14,11.46</b>	<b>(-)0.78</b>
<i>02- Urban Housing</i>				
	800- Other Receipts	4.90	4.73	(+) <b>3.59</b>
	<b>Total - 02</b>	<b>4.90</b>	<b>4.73</b>	<b>(+)3.59</b>
<i>03- Rural Housing</i>				
	800- Other Receipts	0.53	0.85	(-)37.65

STATMENT No. 14

DETAILED STATEMENT OF REVENUE AND CAPITAL RECEIPTS BY MINOR HEADS				
1	Heads	Actuals		Per cent Increase (+) / Decrease (-) during the year
		2015-16	2014-15	
2	3	4	5	
(₹ in lakh)				
	<b>B. Non Tax Revenue - (Contd.)</b>			
	<b>(c) Other Non Tax Revenue - (Contd.)</b>			
	<b>(ii) Social Services - (Contd.)</b>			
	<b>0216- Housing - (Concltd.)</b>			
	<i>03- Rural Housing - (Concltd.)</i>			
	<b>Total - 03</b>	<b>0.53</b>	<b>0.85</b>	<b>(-)37.65</b>
	<i>80- General</i>			
	800- Other Receipts	4.26	9.71	(-)56.13
	<b>Total - 80</b>	<b>4.26</b>	<b>9.71</b>	<b>(-)56.13</b>
	<b>Total -0216</b>	<b>14,10.18</b>	<b>14,26.75</b>	<b>(-)1.16</b>
	<b>0217- Urban Development</b>			
	<i>02- National Capital Region</i>			
	191- Receipts from Municipalities/Corporations etc.	22.35	80.02	(-)72.07
	<b>Total - 02</b>	<b>22.35</b>	<b>80.02</b>	<b>(-)72.07</b>
	<i>60- Other Urban Development Schemes</i>			
	191- Receipts from Municipalities etc.	..	0.01	..
	800- Other Receipts	2,35.62	4,80.21	(-)50.93
	<b>Total - 60</b>	<b>2,35.62</b>	<b>4,80.22</b>	<b>(-)50.93</b>
	<b>Total -0217</b>	<b>2,57.97</b>	<b>5,60.24</b>	<b>(-)53.95</b>

STATEMENT No. 14

DETAILED STATEMENT OF REVENUE AND CAPITAL RECEIPTS BY MINOR HEADS

1	2	Actuals		5
		3	4	
		2015-16	2014-15	Per cent Increase (+) / Decrease (-) during the year
(₹ in lakh)				
<b>B. Non Tax Revenue - (Contd.)</b>				
<b>(c) Other Non Tax Revenue - (Contd.)</b>				
<b>(ii) Social Services - (Contd.)</b>				
<b>0220- Information and Publicity</b>				
<i>01- Films</i>				
	102- Receipts from Departmentally produced films	2.27	..	..
	800- Other Receipts	0.63	2.34	(-)73.08
	<b>Total - 01</b>	<b>2.90</b>	<b>2.34</b>	<b>(+)23.93</b>
<i>60- Others</i>				
	106- Receipts from Advertising and Visual Publicity	..	0.01	..
	800- Other Receipts	47.01	42.65	(+)10.22
	<b>Total - 60</b>	<b>47.01</b>	<b>42.66</b>	<b>(+)10.20</b>
	<b>Total -0220</b>	<b>49.91</b>	<b>45.00</b>	<b>(+)10.91</b>
<b>0230- Labour and Employment</b>				
	101- Receipts under Labour Laws	4,67.28	4,81.86	(-)3.03
	102- Fees for registration of Trade Unions	4.34	8.12	(-)46.55
	103- Fees for inspection of Steam Boilers	2,36.11	89.49	(+)163.84
	104- Fees realised under Factory's Act	6,97.88	3,59.11	(+)94.34
	106- Fees under Contract Labour (Regulation and Abolition Rules)	63.81	46.25	(+)37.97

STATMENT No. 14

**DETAILED STATEMENT OF REVENUE AND CAPITAL RECEIPTS BY MINOR HEADS**

1	Heads	Actuals		Per cent Increase (+) / Decrease (-) during the year
	2	2015-16	2014-15	
		3	4	
		(₹ in lakh)		
	<b>B. Non Tax Revenue - (Contd.)</b>			
	<b>(c) Other Non Tax Revenue - (Contd.)</b>			
	<b>(ii) Social Services - (Contd.)</b>			
	<b>0230- Labour and Employment - (Concltd.)</b>			
	800- Other Receipts	79.38	72.44	(+9.58
	<b>Total -0230</b>	<b>15,48.80</b>	<b>10,57.27</b>	<b>(+)46.49</b>
	<b>0235- Social Security and Welfare</b>			
	<b>01- Rehabilitation</b>			
	800- Other Receipts	2.05	2.72	(-)24.63
	<b>Total - 01</b>	<b>2.05</b>	<b>2.72</b>	<b>(-)24.63</b>
	<b>60- Other Social Security and Welfare Programmes</b>			
	105- Government Employees Insurance Schemes	0.22	0.65	(-)66.15
	800- Other Receipts	14.50	3.47	(+317.87
	<b>Total - 60</b>	<b>14.72</b>	<b>4.12</b>	<b>(+)257.28</b>
	<b>Total -0235</b>	<b>16.77</b>	<b>6.84</b>	<b>(+)145.18</b>
	<b>0250- Other Social Services</b>			
	101- Nutrition	2.18	5.08	(-)57.09
	102- Welfare of Scheduled Castes, Scheduled Tribes and Other Backward	6,06.68	6,05.99	(+0.11
	800- Other Receipts	55.40	82.91	(-)33.18

**STATEMENT No. 14**

**DETAILED STATEMENT OF REVENUE AND CAPITAL RECEIPTS BY MINOR HEADS**

1	Heads	Actuals		Per cent Increase (+) / Decrease (-) during the year
		2015-16	2014-15	
2		3	4	5
(₹ in lakh)				
<b>B. Non Tax Revenue - (Contd.)</b>				
<b>(c) Other Non Tax Revenue - (Contd.)</b>				
<b>(ii) Social Services - (Concl.)</b>				
<b>0250- Other Social Services - (Concl.)</b>				
	<b>Total -0250</b>	<b>6,64.26</b>	<b>6,93.98</b>	<b>(-)4.28</b>
	<b>Total -(ii) Social Services</b>	<b>2,33,32.10</b>	<b>1,56,82.93</b>	<b>(+)48.77</b>
<b>(iii) Economic Services</b>				
<b>0401- Crop Husbandry</b>				
	103- Seeds	22,36.95	0.43	(+520120.93
	104- Receipts from Agricultural Farms	2,64.95	1,18.85	(+1,22.93
	105- Sale of Manures and Fertilisers	..	6.85	..
	107- Receipts from Plant Protection Services	..	0.62	..
	108- Receipts from Commercial Crops	1.93	3.98	(-)51.51
	110- Grants from Indian Council of Agricultural Research (I.C.A.R.)	12.56	0.69	(+1720.29
	119- Receipts from Horticulture and Vegetable Crops	2,51.81	7,54.21	(-)66.61
	120- Sale, hire and services of Agricultural Implements and Machinery	25,25.76	20.34	(+12317.70
	800- Other Receipts	11,68.01	19,82.44	(-)41.08
	<b>Total -0401</b>	<b>64,61.97</b>	<b>28,88.41</b>	<b>(+)123.72</b>

STATEMENT No. 14

**DETAILED STATEMENT OF REVENUE AND CAPITAL RECEIPTS BY MINOR HEADS**

1	Heads	Actuals		Per cent Increase (+) / Decrease (-) during the year
		2015-16	2014-15	
	2	3	4	5
(₹ in lakh)				
<b>B. Non Tax Revenue - (Contd.)</b>				
<b>(c) Other Non Tax Revenue - (Contd.)</b>				
<b>(iii) Economic Services - (Contd.)</b>				
<b>0403- Animal Husbandry</b>				
	102- Receipts from Cattle and Buffalo Development	98.25	79.33	(+23.85
	103- Receipts from Poultry Development	0.04	0.20	(-)80.00
	104- Receipts from Sheep and Wool Development	1.31	1.07	(+22.43
	105- Receipts from Piggery Development	0.58	3.53	(-)83.57
	106- Receipts from Fodder and Feed Development	14.16	9.19	(+54.08
	108- Receipts from Other Livestock Development	0.25	0.79	(-)68.35
	501- Services and Service Fees	0.02	1.14	(-)98.25
	800- Other Receipts	34.22	1,48.67	(-)76.98
	<b>Total -0403</b>	<b>1,48.83</b>	<b>2,43.92</b>	<b>(-)38.98</b>
<b>0405- Fisheries</b>				
	011- Rents	38.94	58.34	(-)33.25
	102- Licence Fees, Fines etc.	9.73	8.53	(+14.07
	103- Sale of Fish, Fish Seeds etc.	15.00	12.47	(+20.29
	501- Services and Service Fees	2.74	1.55	(+76.77
	800- Other Receipts	51.70	75.73	(-)31.73
	<b>Total -0405</b>	<b>1,18.11</b>	<b>1,56.62</b>	<b>(-)24.59</b>

STATMENT No. 14

DETAILED STATEMENT OF REVENUE AND CAPITAL RECEIPTS BY MINOR HEADS				
1	Heads	Actuals		Per cent Increase (+) / Decrease (-) during the year
		2015-16	2014-15	
2		3	4	5
(₹ in lakh)				
	<b>B. Non Tax Revenue - (Contd.)</b>			
	<b>(c) Other Non Tax Revenue - (Contd.)</b>			
	<b>(iii) Economic Services - (Contd.)</b>			
	<b>0406- Forestry and Wildlife</b>			
	<i>01- Forestry</i>			
	101- Sale of Timber and Other Forest Produce	1,21,07.45	51,65.28	(+134.40
	800- Other Receipts	29,11.47	8,70.64	(+234.41
	<b>Total - 01</b>	<b>1,50,18.92</b>	<b>60,35.92</b>	<b>(+)148.83</b>
	<i>02- Environmental Forestry and Wildlife</i>			
	111- Zoological Park	0.90	..	..
	800- Other Receipts	2,79.12	1,15.09	(+142.52
	<b>Total - 02</b>	<b>2,80.02</b>	<b>1,15.09</b>	<b>(+)143.31</b>
	<b>Total -0406</b>	<b>1,52,98.94</b>	<b>61,51.01</b>	<b>(+)148.72</b>
	<b>0408- Food Storage and Warehousing</b>			
	800- Other Receipts	0.05	1,33.44	(-)99.96
	<b>Total -0408</b>	<b>0.05</b>	<b>1,33.44</b>	<b>(-)99.96</b>
	<b>0415- Agricultural Research and Education</b>			
	103- Receipts from Agricultural Research Stations, Orchards etc.	26.19	..	..
	<b>Total -0415</b>	<b>26.19</b>	<b>..</b>	<b>..</b>

STATEMENT No. 14

DETAILED STATEMENT OF REVENUE AND CAPITAL RECEIPTS BY MINOR HEADS				
Heads		Actuals		Per cent
		2015-16	2014-15	Increase (+) / Decrease (-)
1	2			during the year
		3	4	5
(₹ in lakh)				
<b>B. Non Tax Revenue - (Contd.)</b>				
<b>(c) Other Non Tax Revenue - (Contd.)</b>				
<b>(iii) Economic Services - (Contd.)</b>				
<b>0425- Co-operation</b>				
	101- Audit Fees	1,75.99	1,74.22	(+1.02)
	800- Other Receipts	74.03	81.80	(-)9.50
	<b>Total -0425</b>	<b>2,50.02</b>	<b>2,56.02</b>	<b>(-)2.34</b>
<b>0435- Other Agricultural Programmes</b>				
	104- Soil and Water Conservation	1,25.61	77.07	(+62.98)
	501- Other Services and Service Fees	1,17.14	96.61	(+21.25)
	800- Other Receipts	36.32	36.28	(+0.11)
	<b>Total -0435</b>	<b>2,79.07</b>	<b>2,09.96</b>	<b>(+)32.92</b>
<b>0506- Land Reforms</b>				
	800- Other Receipts	13.08	18.61	(-)29.72
	<b>Total -0506</b>	<b>13.08</b>	<b>18.61</b>	<b>(-)29.72</b>
<b>0515- Other Rural Development Programmes</b>				
	800- Other Receipts	30.36	40.32	(-)24.70
	<b>Total -0515</b>	<b>30.36</b>	<b>40.32</b>	<b>(-)24.70</b>



STATEMENT No. 14

DETAILED STATEMENT OF REVENUE AND CAPITAL RECEIPTS BY MINOR HEADS

1	Heads	Actuals		Per cent Increase (+) / Decrease (-) during the year
		2015-16	2014-15	
		3	4	5
		(₹ in lakh)		
	<b>B. Non Tax Revenue - (Contd.)</b>			
	<b>(c) Other Non Tax Revenue - (Contd.)</b>			
	<b>(iii) Economic Services - (Contd.)</b>			
	<b>0700- Major Irrigation</b>			
	<i>01- Anandpur Barrage Project- Commercial</i>			
	103- Sale of Water for other purposes	4,27.51	4,21.77	(+)1.36
	800- Other Receipts	90.96	26.18	(+)247.44
	<b>Total - 01</b>	<b>5,18.47</b>	<b>4,47.95</b>	<b>(+)15.74</b>
	<i>02- Delta Irrigation Scheme Stage-I Project-Commercial</i>			
	103- Sale of Water for other purposes	35,27.82	45,18.26	(-)21.92
	800- Other Receipts	26,64.63	9,18.09	(+)190.24
	<b>Total - 02</b>	<b>61,92.45</b>	<b>54,36.35</b>	<b>(+)13.91</b>
	<i>03- Delta Irrigation Scheme Stage-II Project-Commercial</i>			
	800- Other Receipts	5,01.76	1,02.52	(+)389.43
	<b>Total - 03</b>	<b>5,01.76</b>	<b>1,02.52</b>	<b>(+)389.43</b>
	<i>04- Hirakud Stage-I Project-Commercial</i>			
	101- Sale of Water for Irrigation purposes	31.41	38.65	(-)18.73
	103- Sale of Water for other purposes	17,09.84	1,57,78.13	(-)89.16

STATEMENT No. 14

DETAILED STATEMENT OF REVENUE AND CAPITAL RECEIPTS BY MINOR HEADS

1	2	Actuals		5
		3	4	
Heads		2015-16	2014-15	Per cent Increase (+) / Decrease (-) during the year
(₹ in lakh)				
<b>B. Non Tax Revenue - (Contd.)</b>				
<b>(c) Other Non Tax Revenue - (Contd.)</b>				
<b>(iii) Economic Services - (Contd.)</b>				
<b>0700- Major Irrigation - (Contd.)</b>				
<i>04- Hirakud Stage-I Project-Commercial - (Concltd.)</i>				
800- Other Receipts		2,36,93.99	3,69.76	(+)6307.94
<b>Total - 04</b>		<b>2,54,35.24</b>	<b>1,61,86.54</b>	<b>(+)57.14</b>
<i>06- Odisha Canals Project-Commercial</i>				
800- Other Receipts		2,39.15	1,34.87	(+)77.32
<b>Total - 06</b>		<b>2,39.15</b>	<b>1,34.87</b>	<b>(+)77.32</b>
<i>08- Rengali Dam Project- Commercial</i>				
103- Sale of Water for other purposes		67,71.43	15,22.69	(+)344.70
<b>Total - 08</b>		<b>67,71.43</b>	<b>15,22.69</b>	<b>(+)344.70</b>
<i>09- Rushikulya System Project-Commercial</i>				
103- Sale of Water for other purposes		7,84.08	..	..
800- Other Receipts		4,07.19	3,30.72	(+)23.12
<b>Total - 09</b>		<b>11,91.27</b>	<b>3,30.72</b>	<b>(+)260.21</b>

STATMENT No. 14

**DETAILED STATEMENT OF REVENUE AND CAPITAL RECEIPTS BY MINOR HEADS**

1	Heads	Actuals		Per cent Increase (+) / Decrease (-) during the year
		2015-16	2014-15	
		3	4	5
(₹ in lakh)				
	<b>B. Non Tax Revenue - (Contd.)</b>			
	<b>(c) Other Non Tax Revenue - (Contd.)</b>			
	<b>(iii) Economic Services - (Contd.)</b>			
	<b>0700- Major Irrigation - (Concl'd.)</b>			
	<i>16- Rengali Irrigation Project-Commercial</i>			
	103- Sale of Water for Other Purposes	32,27.56	..	..
	800- Other Receipts	7,82.13	57,48.38	(-)86.39
	<b>Total - 16</b>	<b>40,09.69</b>	<b>57,48.38</b>	<b>(-)30.25</b>
	<i>80- General</i>			
	800- Other Receipts	24,39.77	44,56.73	(-)45.26
	<b>Total - 80</b>	<b>24,39.77</b>	<b>44,56.73</b>	<b>(-)45.26</b>
	<b>Total -0700</b>	<b>4,72,99.23</b>	<b>3,43,66.75</b>	<b>(+)37.63</b>
	<b>0701- Medium Irrigation</b>			
	<i>01- Aunli Irrigation Project</i>			
	101- Sale of Water for Irrigation purposes	13,48.94	12,31.87	(+)9.50
	103- Sale of Water for other purposes	8.15	22.67	(-)64.05
	800- Other Receipts	5,99.50	24,39.73	(-)75.43
	<b>Total - 01</b>	<b>19,56.59</b>	<b>36,94.27</b>	<b>(-)47.04</b>
	<i>02- Baghua Irrigation Project</i>			
	101- Sale of Water for Irrigation purposes	22.27	18.56	(+)19.99
	103- Sale of Water for other purposes	0.61	21.58	(-)97.17

STATEMENT No. 14

DETAILED STATEMENT OF REVENUE AND CAPITAL RECEIPTS BY MINOR HEADS				
1	Heads	Actuals		Per cent Increase (+) / Decrease (-) during the year
		2015-16	2014-15	
2		3	4	5
(₹ in lakh)				
	<b>B. Non Tax Revenue - (Contd.)</b>			
	<b>(c) Other Non Tax Revenue - (Contd.)</b>			
	<b>(iii) Economic Services - (Contd.)</b>			
	<b>0701- Medium Irrigation - (Contd.)</b>			
	<i>02- Baghua Irrigation Project - (Concl'd.)</i>			
	800- Other Receipts	2,62.03	2,86.85	(-)8.65
	<b>Total - 02</b>	<b>2,84.91</b>	<b>3,26.99</b>	<b>(-)12.87</b>
	<i>03- Bahuda Irrigation Project</i>			
	101- Sale of Water for Irrigation purposes	1,10.69	1,44.19	(-)23.23
	103- Sale of Water for other purposes	1,73.84	1,63.64	(+)6.23
	800- Other Receipts	47.95	63.44	(-)24.42
	<b>Total - 03</b>	<b>3,32.48</b>	<b>3,71.27</b>	<b>(-)10.45</b>
	<i>04- Baladia Irrigation Project</i>			
	101- Sale of Water for Irrigation purposes	1,06.97	22,96.12	(-)95.34
	103- Sale of Water for other purposes	0.12	0.82	(-)85.37
	800- Other Receipts	2,34.99	3,24.81	(-)27.65
	<b>Total - 04</b>	<b>3,42.08</b>	<b>26,21.75</b>	<b>(-)86.95</b>
	<i>05- Bankabahal Irrigation Project</i>			
	101- Sale of Water for Irrigation purposes	3.68	0.84	(+)338.10
	800- Other Receipts	..	0.84	..

STATEMENT No. 14

DETAILED STATEMENT OF REVENUE AND CAPITAL RECEIPTS BY MINOR HEADS				
1	Heads	Actuals		Per cent Increase (+) / Decrease (-) during the year
		2015-16	2014-15	
		3	4	5
(₹ in lakh)				
	<b>B. Non Tax Revenue - (Contd.)</b>			
	<b>(c) Other Non Tax Revenue - (Contd.)</b>			
	<b>(iii) Economic Services - (Contd.)</b>			
	<b>0701- Medium Irrigation - (Contd.)</b>			
	<i>05- Bankabahal Irrigation Project - (Concl.)</i>			
	<b>Total - 05</b>	<b>3.68</b>	<b>1.68</b>	<b>(+)119.05</b>
	<i>06- Bhaskel Irrigation Project</i>			
	101- Sale of Water for Irrigation purposes	0.13	1.14	(-)88.60
	800- Other Receipts	..	0.43	..
	<b>Total - 06</b>	<b>0.13</b>	<b>1.57</b>	<b>(-)91.72</b>
	<i>07- Budha Budhiani Irrigation Project</i>			
	101- Sale of Water for Irrigation purposes	2.43	0.86	(+182.56
	800- Other Receipts	9.08	11.68	(-)22.26
	<b>Total - 07</b>	<b>11.51</b>	<b>12.54</b>	<b>(-)8.21</b>
	<i>08- Dadarghati Irrigation Project</i>			
	101- Sale of Water for Irrigation purposes	..	0.04	..
	103- Sale of Water for other purposes	..	76.73	..
	800- Other Receipts	3.86	5.17	(-)25.34
	<b>Total - 08</b>	<b>3.86</b>	<b>81.94</b>	<b>(-)95.29</b>

STATEMENT No. 14

**DETAILED STATEMENT OF REVENUE AND CAPITAL RECEIPTS BY MINOR HEADS**

1	Heads	Actuals		Per cent Increase (+) / Decrease (-) during the year
		2015-16	2014-15	
2		3	4	5
		(₹ in lakh)		
	<b>B. Non Tax Revenue - (Contd.)</b>			
	<b>(c) Other Non Tax Revenue - (Contd.)</b>			
	<b>(iii) Economic Services - (Contd.)</b>			
	<b>0701- Medium Irrigation - (Contd.)</b>			
	<i>09- Daha Irrigation Project</i>			
	101- Sale of Water for Irrigation purposes	..	0.02	..
	103- Sale of Water for other purposes	..	0.03	..
	800- Other Receipts	0.10	1.63	(-)93.87
	<b>Total - 09</b>	<b>0.10</b>	<b>1.68</b>	<b>(-)94.05</b>
	<i>10- Dahuka Irrigation Project</i>			
	800- Other Receipts	..	0.96	..
	<b>Total - 10</b>	<b>..</b>	<b>0.96</b>	<b>..</b>
	<i>11- Darajanga Irrigation Project</i>			
	800- Other Receipts	3.06	0.45	(+)580.00
	<b>Total - 11</b>	<b>3.06</b>	<b>0.45</b>	<b>(+)580.00</b>
	<i>12- Dhanei Irrigation Project</i>			
	101- Sale of Water for Irrigation purposes	..	2.54	..
	800- Other Receipts	0.91	0.58	(+)56.90
	<b>Total - 12</b>	<b>0.91</b>	<b>3.12</b>	<b>(-)70.83</b>

STATEMENT No. 14

DETAILED STATEMENT OF REVENUE AND CAPITAL RECEIPTS BY MINOR HEADS				
1	Heads	Actuals		Per cent Increase (+) / Decrease (-) during the year
		2015-16	2014-15	
2		3	4	5
(₹ in lakh)				
	<b>B. Non Tax Revenue - (Contd.)</b>			
	(c) Other Non Tax Revenue - (Contd.)			
	(iii) Economic Services - (Contd.)			
	<b>0701- Medium Irrigation - (Contd.)</b>			
	<i>13- Dumarbahal Irrigation Project</i>			
	103- Sale of Water for other purposes	0.05	..	..
	800- Other Receipts	1.57	..	..
	<b>Total - 13</b>	<b>1.62</b>	<b>..</b>	<b>..</b>
	<i>14- Ghodahada Irrigation Project</i>			
	800- Other Receipts	13.31	..	..
	<b>Total - 14</b>	<b>13.31</b>	<b>..</b>	<b>..</b>
	<i>15- Gohira Irrigation Project</i>			
	800- Other Receipts	6.52	4.64	(+40.52
	<b>Total - 15</b>	<b>6.52</b>	<b>4.64</b>	<b>(+)40.52</b>
	<i>17- Hiradharbati Irrigation Project</i>			
	800- Other Receipts	7.24	9.97	(-)27.38
	<b>Total - 17</b>	<b>7.24</b>	<b>9.97</b>	<b>(-)27.38</b>
	<i>18- Jaya Mangala Irrigation Project</i>			
	800- Other Receipts	..	1.32	..
	<b>Total - 18</b>	<b>..</b>	<b>1.32</b>	<b>..</b>
	<i>19- Jharabandha Irrigation Project</i>			
	800- Other Receipts	65.61	1,42.16	(-)53.85
	<b>Total - 19</b>	<b>65.61</b>	<b>1,42.16</b>	<b>(-)53.85</b>

STATEMENT No. 14

**DETAILED STATEMENT OF REVENUE AND CAPITAL RECEIPTS BY MINOR HEADS**

1	Heads	Actuals		Per cent Increase (+) / Decrease (-) during the year
		2015-16	2014-15	
2		3	4	5
		(₹ in lakh)		
	<b>B. Non Tax Revenue - (Contd.)</b>			
	<b>(c) Other Non Tax Revenue - (Contd.)</b>			
	<b>(iii) Economic Services - (Contd.)</b>			
	<b>0701- Medium Irrigation - (Contd.)</b>			
	<b>24- Kuanria Irrigation Project</b>			
	800- Other Receipts	6.95	2.29	(+203.49
	<b>Total - 24</b>	<b>6.95</b>	<b>2.29</b>	<b>(+)203.49</b>
	<b>27- Pilasalki Irrigation Project</b>			
	101- Sale of Water for Irrigation purposes	..	0.08	..
	800- Other Receipts	0.05	1.19	(-)95.80
	<b>Total - 27</b>	<b>0.05</b>	<b>1.27</b>	<b>(-)96.06</b>
	<b>28- Pitamahal Irrigation Project</b>			
	101- Sale of Water for Irrigation purposes		..	
	800- Other Receipts	0.66	..	..
	<b>Total - 28</b>	<b>0.66</b>	<b>..</b>	<b>..</b>
	<b>29- Ramanadi Irrigation Project</b>			
	800- Other Receipts	1.07	..	..
	<b>Total - 29</b>	<b>1.07</b>	<b>..</b>	<b>..</b>
	<b>30- Ramiala Irrigation Project</b>			
	101- Sale of Water for Irrigation purposes	0.05	..	..
	<b>Total - 30</b>	<b>0.05</b>	<b>..</b>	<b>..</b>
	<b>31- Remal Irrigation Project</b>			
	800- Other Receipts	0.01	..	..
	<b>Total - 31</b>	<b>0.01</b>	<b>..</b>	<b>..</b>



STATEMENT No. 14

**DETAILED STATEMENT OF REVENUE AND CAPITAL RECEIPTS BY MINOR HEADS**

1	Heads	Actuals		Per cent Increase (+) / Decrease (-) during the year
		2015-16	2014-15	
	2	3	4	5
		(₹ in lakh)		
	<b>B. Non Tax Revenue - (Contd.)</b>			
	<b>(c) Other Non Tax Revenue - (Contd.)</b>			
	<b>(iii) Economic Services - (Contd.)</b>			
	<b>0701- Medium Irrigation - (Contd.)</b>			
	<b>33- Salia Irrigation Project</b>			
	800- Other Receipts	1.30	2.47	(-)47.37
	<b>Total - 33</b>	<b>1.30</b>	<b>2.47</b>	<b>(-)47.37</b>
	<b>34- Salki Irrigation Project</b>			
	800- Other Receipts	..	1.24	..
	<b>Total - 34</b>	<b>..</b>	<b>1.24</b>	<b>..</b>
	<b>36- Satiguda Irrigation Project</b>			
	101- Sale of Water for Irrigation purposes	..	0.40	..
	<b>Total - 36</b>	<b>..</b>	<b>0.40</b>	<b>..</b>
	<b>37- Sunder Irrigation Project</b>			
	101- Sale of Water for Irrigation purposes	14.96	15.74	(-)4.96
	<b>Total - 37</b>	<b>14.96</b>	<b>15.74</b>	<b>(-)4.96</b>
	<b>39- Talasara Irrigation Project</b>			
	103- Sale of Water for other purposes	0.13	..	..
	800- Other Receipts	0.08	..	..
	<b>Total - 39</b>	<b>0.21</b>	<b>..</b>	<b>..</b>
	<b>42- Badanala Irrigation Project</b>			
	800- Other Receipts	0.06	..	..
	<b>Total - 42</b>	<b>0.06</b>	<b>..</b>	<b>..</b>

**STATEMENT No. 14**

**DETAILED STATEMENT OF REVENUE AND CAPITAL RECEIPTS BY MINOR HEADS**

1	2	Actuals		5
		3	4	
		2015-16	2014-15	Per cent Increase (+) / Decrease (-) during the year
(₹ in lakh)				
<b>B. Non Tax Revenue - (Contd.)</b>				
<b>(c) Other Non Tax Revenue - (Contd.)</b>				
<b>(iii) Economic Services - (Contd.)</b>				
<b>0701- Medium Irrigation - (Concl.)</b>				
<b>48- Harabhangi Irrigation Project</b>				
800- Other Receipts		..	3.39	..
<b>Total - 48</b>		<b>..</b>	<b>3.39</b>	<b>..</b>
<b>60- Upper Jonk Irrigation Project</b>				
101- Sale of Water for Irrigation purposes		1.54	0.09	(+)1611.11
800- Other Receipts		47.72	36.81	(+)29.64
<b>Total - 60</b>		<b>49.26</b>	<b>36.90</b>	<b>(+)33.50</b>
<b>80- General</b>				
800- Other Receipts		1,82,14.43	1,98,46.72	(-)8.22
900- Deduct-Refunds		..	(-)0.60	..
<b>Total - 80</b>		<b>1,82,14.43</b>	<b>1,98,46.12</b>	<b>(-)8.22</b>
<b>Total -0701</b>		<b>2,13,22.62</b>	<b>2,71,86.13</b>	<b>(-)21.57</b>
<b>0702- Minor Irrigation</b>				
<b>01- Surface Water</b>				
101- Receipts from Water Tanks		82.49	1,11.71	(-)26.16
102- Receipts from Lift Irrigation Schemes		40.33	63.12	(-)36.11

**STATEMENT No. 14**

**DETAILED STATEMENT OF REVENUE AND CAPITAL RECEIPTS BY MINOR HEADS**

1	2	Actuals		5
		3	4	
Heads		2015-16	2014-15	Per cent Increase (+) / Decrease (-) during the year
(₹ in lakh)				
<b>B. Non Tax Revenue - (Contd.)</b>				
<b>(c) Other Non Tax Revenue - (Contd.)</b>				
<b>(iii) Economic Services - (Contd.)</b>				
<b>0702- Minor Irrigation - (Concl'd.)</b>				
<b>01- Surface Water - (Concl'd.)</b>				
800- Other Receipts		6,26.00	3,05.80	(+)104.71
<b>Total - 01</b>		<b>7,48.82</b>	<b>4,80.63</b>	<b>(+)55.80</b>
<b>02- Ground Water</b>				
800- Other Receipts		51.15	32.83	(+)55.80
<b>Total - 02</b>		<b>51.15</b>	<b>32.83</b>	<b>(+)55.80</b>
<b>03- Command Area Development</b>				
800- Other Receipts		0.04	..	..
<b>Total - 03</b>		<b>0.04</b>	<b>..</b>	<b>..</b>
<b>04- Flood Control</b>				
103- Drainage Project		0.46	2.77	(-)83.39
800- Other Receipts		17.71	17.79	(-)0.45
<b>Total - 04</b>		<b>18.17</b>	<b>20.56</b>	<b>(-)11.62</b>
<b>80- General</b>				
800- Other Receipts		12,39.46	8,35.34	(+)48.38
<b>Total - 80</b>		<b>12,39.46</b>	<b>8,35.34</b>	<b>(+)48.38</b>
<b>Total -0702</b>		<b>20,57.64</b>	<b>13,69.36</b>	<b>(+)50.26</b>
<b>0801- Power</b>				
<b>01- Hydel Generation</b>				
101- Machkund Hydro-Electric(Joint) Scheme		..	0.37	..
102- Tungabhadra Hydro-Electric(Joint) Power		..	0.01	..

**STATEMENT No. 14**

**DETAILED STATEMENT OF REVENUE AND CAPITAL RECEIPTS BY MINOR HEADS**

1	2	Actuals		5
		3	4	
Heads		2015-16	2014-15	Per cent Increase (+) / Decrease (-) during the year
(₹ in lakh)				
<b>B. Non Tax Revenue - (Contd.)</b>				
<b>(c) Other Non Tax Revenue - (Contd.)</b>				
<b>(iii) Economic Services - (Contd.)</b>				
<b>0801- Power - (Concl.)</b>				
<i>01- Hydel Generation - (Concl.)</i>				
800-	Other Receipts	2.18	6.16	(-)64.61
<b>Total - 01</b>		<b>2.18</b>	<b>6.54</b>	<b>(-)66.67</b>
<i>02- Thermal Power Generation</i>				
800-	Other Receipts	..	0.02	..
<b>Total - 02</b>		<b>..</b>	<b>0.02</b>	<b>..</b>
<i>03- Nuclear Power Generation</i>				
800-	Other Receipts	..	0.06	..
<b>Total - 03</b>		<b>..</b>	<b>0.06</b>	<b>..</b>
<i>06- Rural Electrification</i>				
800-	Other Receipts	0.20	0.03	(+)566.67
<b>Total - 06</b>		<b>0.20</b>	<b>0.03</b>	<b>(+)566.67</b>
<i>80- General</i>				
800-	Other Receipts	2,23.05	2,11.76	(+)5.33
<b>Total - 80</b>		<b>2,23.05</b>	<b>2,11.76</b>	<b>(+)5.33</b>
<b>Total -0801</b>		<b>2,25.43</b>	<b>2,18.41</b>	<b>(+)3.21</b>
<b>0802- Petroleum</b>				
800-	Other Receipts	..	0.03	..
<b>Total -0802</b>		<b>..</b>	<b>0.03</b>	<b>..</b>

**STATEMENT No. 14**

**DETAILED STATEMENT OF REVENUE AND CAPITAL RECEIPTS BY MINOR HEADS**

1	2	Actuals		5
		3	4	
Heads		2015-16	2014-15	Per cent Increase (+) / Decrease (-) during the year
(₹ in lakh)				
<b>B. Non Tax Revenue - (Contd.)</b>				
<b>(c) Other Non Tax Revenue - (Contd.)</b>				
<b>(iii) Economic Services - (Contd.)</b>				
<b>0803- Coal and Lignite</b>				
	101- Coal Concession Fees and Royalties	1,15,03.56	..	..
	<b>Total -0803</b>	<b>1,15,03.56</b>	<b>..</b>	<b>..</b>
<b>0810- Non-Conventional Sources of Energy</b>				
	800- Others	..	5.18	..
	<b>Total -0810</b>	<b>..</b>	<b>5.18</b>	<b>..</b>
<b>0851- Village and Small Scale Industries</b>				
	101- Industrial Estates	2.23	2.70	(-)17.41
	102- Small Scale Industries	0.67	1.46	(-)54.11
	103- Handloom Industries	0.05	6.19	(-)99.19
	104- Handicraft Industries	50.83	2.56	(+)1885.55
	106- Coir Industries	0.64	0.94	(-)31.91
	107- Sericulture Industries	1.23	0.83	(+)48.19
	800- Other Receipts	46.01	19.23	(+)139.26
	<b>Total -0851</b>	<b>1,01.66</b>	<b>33.91</b>	<b>(+)199.79</b>
<b>0852- Industries</b>				
<b>01- Iron and Steel Industries</b>				
	800- Other Receipts	71.10	19.28	(+)268.78
	<b>Total - 01</b>	<b>71.10</b>	<b>19.28</b>	<b>(+)268.78</b>

**STATEMENT No. 14**

**DETAILED STATEMENT OF REVENUE AND CAPITAL RECEIPTS BY MINOR HEADS**

1	2	Actuals		5
		3	4	
Heads		2015-16	2014-15	Per cent Increase (+) / Decrease (-) during the year
(₹ in lakh)				
<b>B. Non Tax Revenue - (Contd.)</b>				
<b>(c) Other Non Tax Revenue - (Contd.)</b>				
<b>(iii) Economic Services - (Contd.)</b>				
<b>80- General</b>				
800- Other Receipts		0.91	..	..
<b>Total - 80</b>		<b>0.91</b>	<b>..</b>	<b>..</b>
<b>Total -0852</b>		<b>72.01</b>	<b>19.28</b>	<b>(+)273.50</b>
<b>0853- Non-ferrous Mining and Metallurgical Industries</b>				
102- Mineral concession Fees, Rents and Royalties		56,68,60.29	51,92,88.89	(+)9.16
103- Receipts under the Carbide of Calcium Rules		33.46	78.66	(-)57.46
104- Mines Department		75,23.28	67,65.48	(+)11.20
800- Other Receipts		54,79.01	48,76.05	(+)12.37
<b>Total -0853</b>		<b>57,98,96.04</b>	<b>53,10,09.08</b>	<b>(+)9.21</b>
<b>0875- Other Industries</b>				
<b>60- Others</b>				
800- Other Receipts		..	0.52	..
<b>Total - 60</b>		<b>..</b>	<b>0.52</b>	<b>..</b>
<b>Total -0875</b>		<b>..</b>	<b>0.52</b>	<b>..</b>
<b>1051- Ports and Light Houses</b>				
<b>01- Major Ports</b>				
800- Other Receipts		1.83	0.75	(+)144.00
<b>Total - 01</b>		<b>1.83</b>	<b>0.75</b>	<b>(+)144.00</b>
<b>02- Minor Ports</b>				
800- Other Receipts		38,49.46	73,73.14	(-)47.79
<b>Total - 02</b>		<b>38,49.46</b>	<b>73,73.14</b>	<b>(-)47.79</b>

**STATEMENT No. 14**

**DETAILED STATEMENT OF REVENUE AND CAPITAL RECEIPTS BY MINOR HEADS**

1	2	Actuals		5
		3	4	
Heads		2015-16	2014-15	Per cent Increase (+) / Decrease (-) during the year
(₹ in lakh)				
<b>B. Non Tax Revenue - (Contd.)</b>				
<b>(c) Other Non Tax Revenue - (Contd.)</b>				
<b>(iii) Economic Services - (Contd.)</b>				
<b>1051- Ports and Light Houses - (Concl.)</b>				
<i>80- General</i>				
	800- Other Receipts	4.51	8.66	(-)47.92
	<b>Total - 80</b>	<b>4.51</b>	<b>8.66</b>	<b>(-)47.92</b>
	<b>Total -1051</b>	<b>38,55.80</b>	<b>73,82.55</b>	<b>(-)47.77</b>
<b>1053- Civil Aviation</b>				
	800- Other Receipts	50.74	30.21	(+)67.96
	<b>Total -1053</b>	<b>50.74</b>	<b>30.21</b>	<b>(+)67.96</b>
<b>1054- Roads and Bridges</b>				
	102- Tolls on Roads	14,15.49	12,93.61	(+)9.42
	800- Other Receipts	43,26.84	45,88.96	(-)5.71
	<b>Total -1054</b>	<b>57,42.33</b>	<b>58,82.57</b>	<b>(-)2.38</b>
<b>1056- Inland Water Transport</b>				
	101- Passenger Lunch Services in Chilika Lake	10.43	7.58	(+)37.60
	103- Passenger Lunch Services in Other Places	15.69	13.30	(+)17.97
	800- Other Receipts	4.96	16.68	(-)70.26
	<b>Total -1056</b>	<b>31.08</b>	<b>37.56</b>	<b>(-)17.25</b>
<b>1452- Tourism</b>				
	103- Receipts from Tourist Transport	8.19	1.32	(+)520.45

**STATEMENT No. 14**

**DETAILED STATEMENT OF REVENUE AND CAPITAL RECEIPTS BY MINOR HEADS**

1	2	Actuals		5
		3	4	
Heads		2015-16	2014-15	Per cent Increase (+) / Decrease (-) during the year
(₹ in lakh)				
<b>B. Non Tax Revenue - (Contd.)</b>				
<b>(c) Other Non Tax Revenue - (Contd.)</b>				
<b>(iii) Economic Services - (Concl'd.)</b>				
<b>1452- Tourism - (Concl'd.)</b>				
	105- Rent and Catering Receipts	2.69	24.75	(-) <b>89.13</b>
	800- Other Receipts	65.87	46.21	(+) <b>42.54</b>
	<b>Total -1452</b>	<b>76.75</b>	<b>72.28</b>	<b>(+)<b>6.18</b></b>
<b>1456- Civil Supplies</b>				
	800- Other Receipts	3,46.07	5,42.92	(-) <b>36.26</b>
	<b>Total -1456</b>	<b>3,46.07</b>	<b>5,42.92</b>	<b>(-)<b>36.26</b></b>
<b>1475- Other General Economic Services</b>				
	012- Statistics	3.65	6.97	(-) <b>47.63</b>
	102- Patent Fees	0.71	0.39	(+) <b>82.05</b>
	103- Fees for Registration of Trade Marks	5.42	12.66	(-) <b>57.19</b>
	104- Receipts from Certification Marking and Testing fees	66.55	62.64	(+) <b>6.24</b>
	105- Regulation of Joint Stock Companies	4.13	2.36	(+) <b>75.00</b>
	106- Fees for Stamping Weights and Measures	10,75.59	8,98.24	(+) <b>19.74</b>
	109- Sale Proceeds of Liquor etc.	0.06	0.89	(-) <b>93.26</b>
	200- Regulation of Other Business Undertakings	7.08	7.81	(-) <b>9.35</b>
	800- Other Receipts	1,01.97	1,26.02	(-) <b>19.08</b>
	<b>Total -1475</b>	<b>12,65.16</b>	<b>11,17.98</b>	<b>(+)<b>13.16</b></b>
	<b>Total -(iii) Economic Services</b>	<b>69,64,72.74</b>	<b>61,93,73.03</b>	<b>(+)<b>12.45</b></b>



**STATEMENT No. 14**

**DETAILED STATEMENT OF REVENUE AND CAPITAL RECEIPTS BY MINOR HEADS**

1	2	Actuals		5
		3	4	
Heads		2015-16	2014-15	Per cent Increase (+) / Decrease (-) during the year
(₹ in lakh)				
<b>B. Non Tax Revenue - (Concl.)</b>				
<b>(c) Other Non Tax Revenue - (Concl.)</b>				
	<b>Total - (c) Other Non Tax Revenue</b>	<b>75,97,45.71</b>	<b>66,63,75.36</b>	<b>(+)14.01</b>
	<b>Total - B.Non Tax Revenue</b>	<b>87,11,23.75</b>	<b>80,70,87.09</b>	<b>(+)7.93</b>
<b>C. Grants-in-Aid and Contributions</b>				
<b>1601- Grants-in-Aid from Central Government</b>				
<i>01- Non-Plan Grants</i>				
104-	Grants under 1 <sup>st</sup> proviso to Article 275(1) of the Constitution of India			
	13 <sup>th</sup> Finance Commission (FC) Grants for Improvement of Statistical Systems at State & District level		..	
	13 <sup>th</sup> FC Grants for Improving Delivery of Justice	..	27,04.00	..
	13 <sup>th</sup> FC Grants to Local Bodies- General Basic Grant	..	5,16,09.65	..
	13 <sup>th</sup> FC Grants to Local Bodies-Special Areas Basic Grant	..	21,60.00	..
	13 <sup>th</sup> FC Grants for Preservation and Development of Forest	..	60,19.34	..
	13 <sup>th</sup> FC Grant for Maintenance of Road	..	2,91,00.00	..
	13 <sup>th</sup> FC Grant for District Innovation Fund	..	12,19.47	..
	13 <sup>th</sup> FC Grant for Construction of Anganwadi Kendra	..	1,00,00.00	..

**STATEMENT No. 14**

**DETAILED STATEMENT OF REVENUE AND CAPITAL RECEIPTS BY MINOR HEADS**

1	2	Actuals		5
		3	4	
		2015-16	2014-15	Per cent Increase (+) / Decrease (-) during the year
(₹ in lakh)				
<b>C. Grants-in-Aid and Contributions - (Contd.)</b>				
<b>1601- Grants-in-Aid from Central Government - (Contd.)</b>				
<b>01- Non-Plan Grants - (Contd.)</b>				
104-	Grants under 1 <sup>st</sup> proviso to Article 275(1) of the Constitution - (Concltd.)			
	13 <sup>th</sup> FC Grant for Upgradation of Health Infrastructure	..	87,50.00	..
	13 <sup>th</sup> FC Grant for Development and Upgradation of Distribution System	..	1,79,33.00	..
	13 <sup>th</sup> FC Grant for Upgradation of Jails	..	25,00.00	..
	13 <sup>th</sup> FC Grant for Preservation of Monuments and Buddhist Heritage	..	15,34.00	..
	13 <sup>th</sup> FC Grant for Fire Services	..	22,50.00	..
	13 <sup>th</sup> FC Grant for Establishment of Market yards at Block Level	..	15,00.00	..
	13 <sup>th</sup> FC Grant for Eco-restoration of Chilika Lake	..	20,00.00	..
	Grants towards State Disaster Response Fund (SDRF)	..	1,88,49.50	..
	13 <sup>th</sup> FC Grants to Local Bodies General Areas Performance Grant	..	11,12.58	..
	13 <sup>th</sup> FC Grant for Reduction of Infant Mortality (IMR)	..	7,82.89	..
	14 <sup>th</sup> FC Grants to Local Bodies-Basic Grants to Rural Local Bodies	9,55,52.00	..	..
	14 <sup>th</sup> FC Grants to Local Bodies-Basic Grants to Urban Local Bodies	1,62,44.00	..	..
<b>Total 104</b>		<b>11,17,96.00</b>	<b>16,00,24.43</b>	<b>(-)30.14</b>

STATEMENT No. 14

**DETAILED STATEMENT OF REVENUE AND CAPITAL RECEIPTS BY MINOR HEADS**

1	Heads	Actuals		Per cent Increase (+) / Decrease (-) during the year
		2015-16	2014-15	
2		3	4	5
(₹ in lakh)				
<b>C. Grants-in-Aid and Contributions - (Contd.)</b>				
<b>1601- Grants-in-Aid from Central Government - (Contd.)</b>				
<b>01- Non-Plan Grants - (Concl.)</b>				
	109- Grants towards contribution to State Disaster Response Fund	5,60,25.00	98,48.50	(+468.87
	110- Grants from National Disaster Response Fund	5,74,69.25	..	..
	800- Other Grants			
	Grants for Police Administration			
	Other Grants	50,35.27	46,24.69	(+8.88
	Modernisation of Police Force	17,51.00	17,32.60	(+1.06
	Any other Grants/Assistance from Central Government	5,30.16	5,28.44	(+0.33
	Other Grants	7,36,57.00	1,61,75.00	(+355.38
	Total 800	8,09,73.43	2,30,60.73	(+251.13
	<b>Total - 01</b>	<b>30,62,63.68</b>	<b>19,29,33.66</b>	<b>(+)58.74</b>
<b>02- Grants for State/Union Territory Plan Schemes</b>				
	101- Block Grants			
	ACA for Planning Commission	..	..	..
	Backward District Initiative	..	..	..
	Grant/Loan for KBK (Development and Reform facility)	..	..	..
	Grants under External Aided Projects (EAP)	87,56.76	95,76.72	(-)8.56

STATEMENT No. 14

**DETAILED STATEMENT OF REVENUE AND CAPITAL RECEIPTS BY MINOR HEADS**

1	Heads	Actuals		Per cent Increase (+) / Decrease (-) during the year
		2015-16	2014-15	
1	2	3	4	5
(₹ in lakh)				
<b>C. Grants-in-Aid and Contributions - (Contd.)</b>				
<b>1601- Grants-in-Aid from Central Government - (Contd.)</b>				
<b>02- Grants for State/Union Territory Plan Schemes - (Contd.)</b>				
101- Block Grants - (Concl'd.)				
	Normal Central Assistance (NCA)	..	6,10,14.25	..
	Additional Central Assistance	..	50,00.00	..
	Integrated Action Plan for Naxalite Areas	..	3,60,00.00	..
	National e-Governance Action Plan (NEGAP)-ACA	..	36,09.68	..
	Backward Region Grant Fund (BRGF) District Component-ACA	..	6,62.00	..
	Central Assistance for State Plan	..	1,72,84.00	..
	<b>Total 101</b>	<b>87,56.76</b>	<b>13,31,46.65</b>	<b>(-)93.42</b>
104- Grants under 1 <sup>st</sup> proviso to Article 275(1) of the Constitution of India				
	Special Assistance for Tribal Areas Sub-Plan	1,47,28.52	1,59,25.04	(-) 7.51
	Special Assistance under 1 <sup>st</sup> proviso to Art.275(1) of the Constitutions of India	1,52,00.00	1,27,28.22	(+) 19.42
	<b>Total 104</b>	<b>2,99,28.52</b>	<b>2,86,53.26</b>	<b>(+) 4.45</b>

**STATEMENT No. 14**

**DETAILED STATEMENT OF REVENUE AND CAPITAL RECEIPTS BY MINOR HEADS**

1	2	Actuals		5
		3	4	
Heads		2015-16	2014-15	Per cent Increase (+) / Decrease (-) during the year
(₹ in lakh)				
<b>C. Grants-in-Aid and Contributions - (Contd.)</b>				
<b>1601- Grants-in-Aid from Central Government - (Contd.)</b>				
<b>02- Grants for State/Union Territory Plan Schemes - (Contd.)</b>				
105-	Grants from Central Road Fund	1,25,98.00	1,23,42.00	(+)2.07
800-	Other Grants			
	Any other grants/Assistance from Central Government	36,88.69	..	..
	National Food Security Mission	67,68.35	53,97.82	(+)25.39
	National Horticulture Mission	59,43.00	75,63.14	(-)21.42
	National Mission on Sustainable Agriculture	58,95.40	25,45.43	(+)131.61
	National Oil Seed & Oil Palm Mission	5,57.64	9,25.61	(-)39.75
	National Mission on Agriculture Extension & Technology	31,28.62	70,18.62	(-)55.42
	<i>Rashtriya Krishi Vikas Yojana (RKVY)</i>	2,92,36.00	4,82,07.00	(-)39.35
	National Live Stock Management Programme	5,19.65	5,26.69	(-)1.34
	Live Stock Health & Disease Control Programme (LH & DC)	9,13.54	5,09.79	(+)79.20
	National Plan for Dairy Development	..	14,13.79	..
	Assistance to State for Infrastructure Development for Exports (ASIDE)	..	18,00.00	..
	National Rural Drinking Water Programme	1,03,18.94	2,68,57.50	(-)61.58
	<i>Nirmal Bharat Abhiyan</i>	5,96,61.09	67,52.10	(+)783.40
	National Afforestation Programme (National Mission for Green India)	12,68.33	20,12.66	(-)36.98

**STATEMENT No. 14**

**DETAILED STATEMENT OF REVENUE AND CAPITAL RECEIPTS BY MINOR HEADS**

1	2	Actuals		5
		3	4	
Heads		2015-16	2014-15	Per cent Increase (+) / Decrease (-) during the year
(₹ in lakh)				
<b>C. Grants-in-Aid and Contributions - (Contd.)</b>				
<b>1601- Grants-in-Aid from Central Government - (Contd.)</b>				
<b>02- Grants for State/Union Territory Plan Schemes - (Contd.)</b>				
800- Other Grants - (Contd.)				
	Conservation of National Resources & Eco-systems	98.26	1,01.68	(-)3.36
	Integrated Development of Wildlife Habitat (Wildlife Management)	3,52.47	5,03.67	(-)30.02
	Project Tiger	5,44.80	7,07.39	(-)22.98
	National Health Mission including NRHM	6,19,94.87	6,57,42.91	(-)5.70
	Human Resources in Health & Medical Education	93,59.87	40,32.35	(+)132.12
	National Mission on Ayush including Mission on Medicinal Plant	18,65.28	6,63.25	(+)181.23
	National AIDS & STD Control Programme	21,60.04	20,39.53	(+)5.91
	National Scheme for Modernisation of Police & Other forces	..	63,34.75	..
	National Urban Livelihoods Mission (NULM)	13,21.59	18,08.46	(-)26.92
	<i>Rajiv Awas Yojana</i> (RAY) (included under JNNURM)	..	78,86.72	..
	<i>Sarva Shiksha Abhiyan</i> (SSA)	8,20,81.65	6,66,95.31	(+)23.07
	National Programme to Nutritional Support to Primary Education (MDM)	3,97,31.89	4,93,03.55	(-)19.41
	<i>Rashtriya Madhyamik Shiksha Abhiyan</i> (RMSA)	1,98,70.99	2,01,00.26	(-)1.14
	Support for Educational Development including Teachers Training & Adult Education	25,91.05	32,50.77	(-)20.29

**STATEMENT No. 14**

**DETAILED STATEMENT OF REVENUE AND CAPITAL RECEIPTS BY MINOR HEADS**

1	2	Actuals		5
		3	4	
Heads		2015-16	2014-15	Per cent Increase (+) / Decrease (-) during the year
(₹ in lakh)				
<b>C. Grants-in-Aid and Contributions - (Contd.)</b>				
<b>1601- Grants-in-Aid from Central Government - (Contd.)</b>				
<b>02- Grants for State/Union Territory Plan Schemes - (Contd.)</b>				
800- Other Grants - (Contd.)				
	Scheme for setting up of 600 Model School at Block Level as Benchmark of Excellence	..	1,49,82.00	..
	Scheme for providing Education to Madrassas, Minorities and Disabled	..	99.00	..
	<i>Rashtriya Uchchatar Shiksha Abhiyan (RUSA)</i>	1,34,37.62	56,81.55	(+)136.51
	Social security for unorganised workers including <i>Rashtriya Swasthya Bima Yojana</i>	59,55.05	93,63.85	(-)36.40
	Skill Development Mission	1,78.52	13,40.46	(-)86.68
	Development of Infrastructure facilities for judiciary including <i>Gram Nyayalayas</i>	2,11.00	..	..
	<i>Rajiv Gandhi Panchayat Sashaktikaran Abhiyan (RGPSA)</i>	..	32,92.00	..
	Multi Sectoral Development Programme for Minorities	14,05.00	1,98.75	(+)606.92
	Mahatma Gandhi National Rural Employment Guarantee Act (MGNREGA)	14,79,41.05	10,35,30.34	(+)42.13
	<i>Pradhan Mantri Gram Sadak Yojana (PMGSY)</i>	13,82,70.00	10,51,50.00	(+)31.50
	<i>Indira Awaas Yojana</i>	7,80,36.51	6,84,03.59	(+)14.08
	National Rural Livelihoods Mission	1,03,46.91	97,49.41	(+)6.13
	National Social Assistance Programme (NSAP)	7,46,34.84	5,34,71.22	(+)39.58
	Integrated Watershed Management Programme (IWMP)	70,36.21	2,52,40.51	(-)72.12
	Scheme for the Development of Scheduled Castes	95,63.84	95,49.85	(+)0.15

**STATEMENT No. 14**

**DETAILED STATEMENT OF REVENUE AND CAPITAL RECEIPTS BY MINOR HEADS**

1	2	Actuals		5
		3	4	
Heads		2015-16	2014-15	Per cent Increase (+) / Decrease (-) during the year
(₹ in lakh)				
<b>C. Grants-in-Aid and Contributions - (Contd.)</b>				
<b>1601- Grants-in-Aid from Central Government - (Contd.)</b>				
<b>02- Grants for State/Union Territory Plan Schemes - (Contd.)</b>				
800- Other Grants - (Contd.)				
	Scheme for the Development of OBC & Denotified, Nomadic and Semi Nomadic Tribes	23,83.39	15,52.50	(+)53.52
	Support for Statistical Strengthening	8,84.56	..	..
	National Handloom Development Programme	..	14.00	..
	Catalytic Development Programme for Sericulture	..	2,73.49	..
	Infrastructure Development for Destinations & Circuits	..	17,39.19	..
	Umbrella Scheme for Education of ST students	89,50.00	90,23.00	(-)0.81
	Integrated Child Development Schemes (ICDS)	6,56,70.36	8,75,11.73	(-)24.96
	National Mission for Empowerment of Women including <i>Indira Gandhi Matritva Sahyog Yojana</i> (IGMSY)	16,90.17	18,34.78	(-)7.88
	Integrated Child Protection Scheme (ICPS)	33,09.07	25,44.83	(+)30.03
	Rajiv Gandhi Scheme for Empowerment of Adolescent Girls (RGSEAG) - SABLA	35,43.34	35,28.36	(+)0.42
	Accelerated Irrigation Benefit & Flood Management Programme (ACA)	2,86,49.66	1,38,74.91	(+)106.49



**STATEMENT No. 14**

**DETAILED STATEMENT OF REVENUE AND CAPITAL RECEIPTS BY MINOR HEADS**

1	2	Actuals		5
		3	4	
(₹ in lakh)				
				Per cent Increase (+) / Decrease (-) during the year
<b>C. Grants-in-Aid and Contributions - (Contd.)</b>				
<b>1601- Grants-in-Aid from Central Government - (Contd.)</b>				
<i>02- Grants for State/Union Territory Plan Schemes - (Concl'd.)</i>				
800- Other Grants - (Concl'd.)				
	<i>Panchayat Yuva Krida aur Khel Abhiyan (PYKKA)</i>	3,90.13	4,69.60	(-)16.92
	National Mission on Food Processing	..	5,80.26	..
	Jawaharlal Nehru National Urban Renewal Mission (JNNURM) (ACA)	..	12.61	..
	Backward Regions Grant Fund (BRGF) (State Component) (ACA)	..	2,50,00.00	..
	National Service Scheme (NSS)	..	2,66.58	..
	National Cyclone Risk Mitigation Programme (NCRMP)	2,73,65.40	1,54,97.00	(+)76.59
	<i>Pradhan Mantri Adarsh Gram Yojana (PMAGY)</i>	21,00.00	..	..
	Urban Rejuvenation (AMRUT)	47,88.00	..	..
	Smart City	1,92,00.00	..	..
	<i>Pradhan Mantri Aawas Yojana (PMAY)</i>	2,02,45.43	..	..
	Total 800	1,02,60,58.07	91,44,76.12	(+)12.20
	<b>Total - 02</b>	<b>1,07,73,41.35</b>	<b>1,08,86,18.03</b>	<b>(-)1.04</b>

**STATEMENT No. 14**

**DETAILED STATEMENT OF REVENUE AND CAPITAL RECEIPTS BY MINOR HEADS**

1	2	Actuals		5
		3	4	
		2015-16	2014-15	Per cent Increase (+) / Decrease (-) during the year
(₹ in lakh)				
<b>C. Grants-in-Aid and Contributions - (Contd.)</b>				
<b>1601- Grants-in-Aid from Central Government - (Contd.)</b>				
<i>03- Grants for Central Plan Schemes</i>				
104- Grants under 1 <sup>st</sup> proviso to Article 275(1) of the Constitution of India - Contd.				
<b>Grants and Assistance from Central Government</b>				
<b>Agricultural Economic &amp; Statistics</b>				
	Planning and Co-ordination	34,45.22	24,80.34	(+)38.90
<b>Animal Husbandry</b>				
	Veterinary Services and Animal Health	75.00	..	..
<b>Family Welfare</b>				
	Other Services and Supplies	14,90.07	9,84.92	(+)51.29
<b>Fisheries</b>				
	Inland Fisheries	6,75.17	..	..
	Marine Fisheries	45.88	..	..
<b>Welfare of Scheduled Castes</b>				
	Special Central Assistance for Scheduled Castes Component Plan	23,98.01	..	..
<b>Welfare of Scheduled Tribes</b>				
	Education	54,22.35	..	..
<b>General Education</b>				

**STATEMENT No. 14**

**DETAILED STATEMENT OF REVENUE AND CAPITAL RECEIPTS BY MINOR HEADS**

1	2	Actuals		5
		3	4	
Heads		2015-16	2014-15	Per cent Increase (+) / Decrease (-) during the year
(₹ in lakh)				
<b>C. Grants-in-Aid and Contributions - (Contd.)</b>				
<b>1601- Grants-in-Aid from Central Government - (Contd.)</b>				
<i>03- Grants for Central Plan Schemes - (Concl.)</i>				
104-	Grants under 1 <sup>st</sup> proviso to Article 275(1) of the Constitution - (Concl.)			
	<b>Welfare of Scheduled Castes</b>			
	Special Central Assistance for Scheduled Caste Component Plan	..	..	..
	<b>Welfare of Scheduled Tribes</b>			
	Education	..	..	..
	<b>General Education</b>			
	Youth Parliament	..	4.00	..
	<b>Grants for Consumer Protection</b>			
	Grants to NGOs/VCOs for Consumer Awareness Programme	5,56.32	..	..
	<b>Total 104</b>	<b>1,41,08.02</b>	<b>34,69.26</b>	<b>(+)306.66</b>
800-	Other Grants			
	<b>Any other Grants/Assistance from Central Government</b>	<b>1,52,28.82</b>	<b>67,20.78</b>	<b>(+)126.59</b>
	<b>Total 800</b>	<b>1,52,28.82</b>	<b>67,20.78</b>	<b>(+)126.59</b>
	<b>Total - 03</b>	<b>2,93,36.84</b>	<b>1,01,90.04</b>	<b>(+)187.90</b>
<i>04- Grants for Centrally Sponsored Plan Schemes</i>				
104-	Grants under 1 <sup>st</sup> proviso to Article 275(1) of the Constitution			
	<b>Grants and Assistance from Central Government</b>			
	<b>Administration of Justice</b>			
	Other Grants	..	8.26	..
	<b>Total 104</b>	<b>..</b>	<b>8.26</b>	<b>..</b>

**STATEMENT No. 14**

**DETAILED STATEMENT OF REVENUE AND CAPITAL RECEIPTS BY MINOR HEADS**

1	2	Actuals		5
		3	4	
Heads		2015-16	2014-15	Per cent Increase (+) / Decrease (-) during the year
(₹ in lakh)				
<b>C. Grants-in-Aid and Contributions - (Concl.)</b>				
<b>1601- Grants-in-Aid from Central Government - (Concl.)</b>				
<i>04- Grants for Centrally Sponsored Plan Schemes - (Concl.)</i>				
800- Other Grants				
	<b>Any other grants/Assistance from Central Government</b>	3.81	..	..
	Total 800	3.81	..	..
	<b>Total - 04</b>	<b>3.81</b>	<b>8.26</b>	<b>(-)53.87</b>
	<b>Total -1601</b>	<b>1,41,29,45.68</b>	<b>1,29,17,49.99</b>	<b>(+)9.38</b>
	<b>Total - C.Grants-in-Aid and Contributions</b>	<b>1,41,29,45.68</b>	<b>1,29,17,49.99</b>	<b>(+)9.38</b>
	<b>Total - Receipt Heads (Revenue Account)</b>	<b>6,89,41,44.05</b>	<b>5,69,97,88.48</b>	<b>(+)20.95</b>

**STATEMENT No. 14**

**DETAILED STATEMENT OF REVENUE AND CAPITAL RECEIPTS BY MINOR HEADS**

1	Heads	Actuals		Per cent Increase (+) / Decrease (-) during the year
		2015-16	2014-15	
		3	4	5
		(₹ in lakh)		
	<b>Receipt Heads (Capital Account)</b>			
	<b>4000- Miscellaneous Capital Receipts</b>			
	<b>Total -4000</b>	..	..	..
	<b>Total - Receipt Heads (Capital Account)</b>	..	..	..
	<b>Grant Total-Receipt Heads</b>	<b>6,89,41,44.05(A)</b>	<b>5,69,97,88.48 (B)</b>	<b>(+)20.95</b>

(A) Includes ₹14,90.07 lakh adjusted towards cost of materials supplied to Government of Odisha by Ministry of Health and Family Welfare of Government of India and included under 1601-03-104 and Challan deposit of ₹1,62,38.81 lakh (1601-01=₹1,61,75.00 lakh, 02=₹60.00 lakh and 04=₹3.81 lakh).

(B) Includes ₹8,68.82 lakh adjusted towards cost of materials supplied to Government of Odisha by Ministry of Health and Family Welfare of Government of India and included under 1601-03-104.

**STATEMENT No. 14**

**DETAILED STATEMENT OF REVENUE AND CAPITAL RECEIPTS BY MINOR HEADS**

**1. Receipts from the Government of India:-**

The Revenue Receipts of ₹6,89,41,44.05 lakh include ₹ 3,77,03,24.23 lakh received from Government of India as indicated below:-

(i) Share of Net Proceeds of Divisible Union Taxes	
(a) Corporation Tax	74,08,47.00
(b) Taxes on Income Other than Corporation Tax	51,40,91.00
(c) Other Taxes on Income and Expenditure	21.55
(d) Taxes on Wealth	1,86.00
(e) Customs	37,71,20.00
(f) Union Excise Duties	31,46,97.00
(g) Service Tax	40,86,39.00
(h) Other Taxes and Duties on Commodities and Services	17,77.00
<b>Total (i)</b>	<b>2,35,73,78.55</b>
(ii) Grants under Article 275 (i) of the Constitution	11,17,96.00
(iii) Grants for State Plan Schemes	1,07,73,41.35
(iv) Grants for Central Plan Schemes	2,93,36.84
(v) Grants Under Centrally Sponsored Plan	3.81
(vi) Other Grants for different Purpose and Schemes	19,44,67.68
<b>TOTAL</b>	<b>3,77,03,24.23</b>

**2. New and Additional Taxation Measures:-**

Information on New and Additional Taxation Measures has not been received from State Government.

However, new taxation policy as available in the Statement presented along with the Annual Budget 2015-16 under the Odisha Fiscal Responsibility & Budget Management Rules, 2005 is detailed below:-

**Tax Policy:-**

Simplification and Rationalisation

Modernisation of Tax Administration with IT Intervention

Strengthening Audit and Enforcement Measures

Stress on Arrear Collection and timely compliance to the observations of Audit in the Report of C&AG (Revenue Sector) for taking preventive action etc.

**STATEMENT No. 14**

---

**DETAILED STATEMENT OF REVENUE AND CAPITAL RECEIPTS BY MINOR HEADS**

---

**(i) VAT:-**

VAT was introduced from 1 April 2005. Since this is a destination based and multi-point tax, there is potential for growth of revenue if it is well administered. It has also resulted in a single market throughout India and put an end to tax war among the States to attract Investments. The VAT regime is continuing in 2015-16. The VAT is projected to grow at 15 per cent, in 2015-16 with a tax buoyancy of about 1.25 per cent.

The State Government have introduced the system of electronic payment of Commercial Taxes and e-filing of returns and generation of Way Bills and statutory forms on electronic mode, which will help hassle free transaction for the tax payers.

**(ii) Entertainment Tax Act:-**

The DTH- Broadcasting Service providers have been brought under the purview of Entertainment Tax Act w.e.f. 24 September 2010.

**(iii) Central Sales Tax (CST) (O) Rules, 1957:-**

The Central Sales Tax (O) Rules, 1957 has been amended w.e.f. 6 July 2006 to make it VAT compatible. As per decision of the Government of India, CST rate has been reduced from 4 per cent to 3 per cent w.e.f. 01.04.2007 to 2 per cent w.e.f. 01.04.2008. The rate of 2 per cent continued in the year 2009-10, 2010-11, 2011-12, 2012-13, 2013-14, 2014-15 and 2015-16. The rate reduction has brought down the CST collection and has impacted the Tax Revenue of the State Government.

**(iv) Entry Tax:-**

The economic recession has impacted collection of revenue from Entry Tax. The Entry Tax is projected to grow at about 10 per cent during 2015-16.

---

---

**STATEMENT No. 14**

---

---

**DETAILED STATEMENT OF REVENUE AND CAPITAL RECEIPTS BY MINOR HEADS**

---

---

**(v) Professional Tax:-**

The rate structure of Professional Tax has been rationalised and made progressive.

**(vi) State Excise Policy:-**

For the first time, the State is going to e-auction for selection of Licensees through competitive bidding in a transparent and efficient manner. The State is likely to get higher revenue towards License fees due to adoption of the new method of selection.

**(vii) Growth of Tax:-**

There has been impressive growth rate in State's Own Revenue from 1999-2000 onwards, as a result of which State's Own Tax/GSDP ratio has increased from 3.97 per cent in 1999-2000 to 6.19 per cent in 2013-14. The recession in global market and uncertainties in mining operation in the State, both tax and non-tax revenue is getting affected during 2014-15 and 2015-16. Deferment of tax for IOCL due to likelihood of commissioning during 2015-16 has serious impact on the tax revenue. In view of this, the tax/GSDP ratio is estimated at 6.11 per cent in 2015-16 (B.E).



**STATEMENT No. 14**

**DETAILED STATEMENT OF REVENUE AND CAPITAL RECEIPTS BY MINOR HEADS**

**3. Revenue Receipts:-**

There has been a net increase of ₹ 1,19,43.56 crore (from ₹5,69,97.88 crore in 2014-15 to ₹6,89,41.44 crore in 2015-16 in the Revenue Receipt. The increase was mainly under the following heads:-

Major Head of Account		Increase (₹ in crore)	Main Reason
0020	Corporation Tax	17,58.02	Due to more receipts of State Share in respect of net proceeds of Corporation Tax.
0021	Taxes on Income other than Corporation Tax	11,05.95	Due to more receipts of State Share in respect of net proceeds of Taxes on Income.
0030	Stamps and Registration Fees	13,56.84	Due to more receipts of Sale proceeds of Impressed Stamps, Impressing Duties under Impressing of Documents and Fees for Registration of Documents.
0037	Customs	11,54.29	Due to more receipts of State Share in respect of net proceeds on Custom Duty.
0038	Union Excise Duties	16,69.29	Due to more receipts of State Share in respect of net proceeds of Union Excise Duty.
0039	State Excise	5,11.70	Due to more receipts of Duty under Excise Duty on country fermented liquor and spirit.
0040	Taxes on Sales, Trade etc.	12,80.26	Due to more receipts under Odisha Value Added Tax Act, 2004.
0041	Taxes on Vehicles	1,33.42	Due to more receipts of Motor Vehicle Tax and Fees for Registration of Motor Vehicles.
0044	Service Tax	17,00.57	Due to more receipts of State Share in respect of net proceeds of Service Tax.
0049	Interest Receipts	2,29.74	Due to increase in receipts of interest from Co-operative Societies and interest from 14 days and other Treasury Bills.
0075	Miscellaneous General Services	73.24	Due to more receipts of Unclaimed Deposits and Miscellaneous other Receipts.
0406	Forestry and Wildlife	91.48	Due to increase in receipts from Kendu Leave and Miscellaneous other Receipts.
0700	Major Irrigation	1,29.32	Due to more receipts of Miscellaneous other Receipts.
0853	Non-ferrous Mining and Metallurgical Industries	4,88.87	Mainly due to increase in receipts of collection of Fees, Rents and Royalty.
1601	Grants-in-Aid from Central Government	12,11.96	Due to more receipts of Grants from National Disaster Response Fund (NDRF) and State Disaster Response Fund (SDRF)

**STATEMENT No. 14**

**DETAILED STATEMENT OF REVENUE AND CAPITAL RECEIPTS BY MINOR HEADS**

The above increase were partially set off by decrease under the following heads:-

<b>Major Head of Account</b>		<b>Decrease (₹ in crore)</b>	<b>Main Reason</b>
0029	Land Revenue	56.83	Due to less receipts of Collection of Payments for Service rendered and Land Revenue/Tax.
0042	Taxes on Goods and Passengers	47.88	Due to less receipts of Tax on entry of Goods to Local Areas.
0043	Taxes and Duties on Electricity	5,10.39	Due to less receipts of Duty on Captive Power.
0050	Dividends and Profits	5,23.09	Due to less receipts of Dividends from Odisha Mining Corporation.
0701	Medium Irrigation	58.64	Due to less receipts of Miscellaneous other Receipts.
1051	Ports and Light Houses	35.27	Due to less receipts of Miscellaneous other Receipts.

## STATEMENT No. 15

## DETAILED STATEMENT OF REVENUE EXPENDITURE BY MINOR HEADS

Heads	Expenditure during the year 2015-16				Expenditure during the year 2014-15	Per cent Increase (+)/ Decrease (-)
	Non-Plan	State Plan	CP & GOI Share of CSS	Total		
1	2	3	4	5	6	7
<i>Figures in italics represent charged expenditure</i>					(₹ in lakh)	
<b>Expenditure Heads (Revenue Account)</b>						
<b>A. General Services</b>						
<b>(a) Organs of State</b>						
<b>2011- Parliament/ State/ Union Territory Legislatures</b>						
<i>02- State/Union Territory Legislatures</i>						
101- Legislative Assembly	20.44	..	..			
	11,56.15	..	..	11,76.59	11,36.78	(+)3.50
103- Legislative Secretariat	15,15.45	..	..	15,15.45	15,48.01	(-)2.10
800- Other Expenditure	1,84.99	..	..	1,84.99	17.78	(+)940.44
911- Deduct-Recoveries of Overpayments	(-)1.73	..	..	(-)1.73	(-)0.27	(+)540.74
<b>Total - 02</b>	<b>20.44</b>	..	..			
	<b>28,54.86</b>	..	..	<b>28,75.30</b>	<b>27,02.30</b>	<b>(+)6.40</b>
<b>Total -2011</b>	<b>20.44</b>	..	..			
	<b>28,54.86</b>	..	..	<b>28,75.30</b>	<b>27,02.30</b>	<b>(+)6.40</b>
<b>Salary</b>	<b>18,35.49</b>	..	..	<b>18,35.49</b>	<b>17,09.21</b>	<b>(+)7.39</b>
<b>2012- President/ Vice-President/ Governor/ Administrator of Union Territories</b>						
<i>03- Governor/Administrator of Union Territories</i>						
090- Secretariat	3,48.36	..	..	3,48.36	3,63.34	(-)4.12

## STATEMENT No. 15

## DETAILED STATEMENT OF REVENUE EXPENDITURE BY MINOR HEADS

Heads	Expenditure during the year 2015-16				Expenditure during the year 2014-15	Per cent Increase (+)/ Decrease (-)
	Non-Plan	State Plan	CP & GOI Share of CSS	Total		
1	2	3	4	5	6	7
<i>Figures in italics represent charged expenditure</i>					(₹ in lakh)	
<b>Expenditure Heads (Revenue Account)- Contd.</b>						
<b>A. General Services - Contd.</b>						
<b>(a) Organs of State - Contd.</b>						
<b>2012- President/ Vice-President/ Governor/ Administrator of Union Territories - Concltd.</b>						
<b>03- Governor/Administrator of Union Territories - Concltd.</b>						
101- Emoluments and allowances of the Governor/Administrator of Union Territories	<i>13.20</i>	..	..	13.20	13.20	..
102- Discretionary Grants	<i>10.00</i>	..	..	10.00	10.00	..
103- Household Establishment	<i>2,01.83</i>	..	..	2,01.83	1,91.12	(+)5.60
104- Sumptuary Allowances	<i>8.49</i>	..	..	8.49	8.00	(+)6.13
105- Medical Facilities	<i>86.96</i>	..	..	86.96	84.44	(+)2.98
106- Entertainment Expenses	<i>0.53</i>	..	..	0.53	0.65	(-)17.19
107- Expenditure from Contract Allowance	<i>5.64</i>	..	..	5.64	5.79	(-)2.59
108- Tour Expenses	<i>9.24</i>	..	..	9.24	28.57	(-)67.66
800- Other Expenditure	<i>50.64</i>	..	..	50.64	8.87	(+)470.91
<b>Total - 03</b>	<b><i>7,34.89</i></b>	..	..	<b>7,34.89</b>	<b>7,13.98</b>	<b>(+)2.93</b>
<b>Total -2012</b>	<b><i>7,34.89</i></b>	..	..	<b>7,34.89</b>	<b>7,13.98</b>	<b>(+)2.93</b>
<b>Salary</b>	<b><i>5,26.14</i></b>	..	..	<b>5,26.14</b>	<b>5,08.73</b>	<b>(+)3.42</b>
<b>Grants-in-Aid</b>	<b><i>10.00</i></b>	..	..	<b>10.00</b>	<b>10.00</b>	..

## STATEMENT No. 15

## DETAILED STATEMENT OF REVENUE EXPENDITURE BY MINOR HEADS

Heads	Expenditure during the year 2015-16				Expenditure during the year 2014-15	Per cent Increase (+)/ Decrease (-)
	Non-Plan	State Plan	CP & GOI Share of CSS	Total		
1	2	3	4	5	6	7
<i>Figures in italics represent charged expenditure</i>					(₹ in lakh)	
<b>Expenditure Heads (Revenue Account)- Contd.</b>						
<b>A. General Services - Contd.</b>						
<b>(a) Organs of State - Contd.</b>						
<b>2013- Council of Ministers</b>						
101- Salary of Ministers and Deputy Ministers	1,55.81	..	..	1,55.81	1,54.34	(+)0.95
108- Tour Expenses	53.24	..	..	53.24	50.72	(+)4.97
800- Other Expenditure	9,91.08	..	..	9,91.08	9,07.30	(+)9.23
911- Deduct-Recoveries of Overpayments	(-)0.01	..	..	(-)0.01	..	..
<b>Total -2013</b>	<b>12,00.12</b>	..	..	<b>12,00.12</b>	<b>11,12.36</b>	<b>(+)7.89</b>
<b>Salary</b>	<b>1,55.81</b>	..	..	<b>1,55.81</b>	<b>1,54.34</b>	<b>(+)0.95</b>
<b>2014- Administration of Justice</b>						
003- Training	..	..	..	..	1,46.41	..
102- High Court	54,85.45	..	..	..	..	..
	..	20.00	..	55,05.45	46,51.16	(+)18.37
103- Special Courts	3,48.45	17.66	1,95.84	5,61.95	4,75.46	(+)18.19
105- Civil and Session Courts	2,33,47.39	..	..	2,33,47.39	2,01,73.81	(+)15.73
106- Small Causes Courts	..	3,83.87	..	3,83.87	5,52.97	(-)30.58
108- Criminal Courts	10.08	..	..	10.08	9.36	(+)7.69
114- Legal Advisers and Counsels	27,03.87	..	..	27,03.87	23,99.63	(+)12.68
116- State Administrative Tribunals	6,61.19	..	..	6,61.19	6,01.98	(+)9.84
800- Other Expenditure	5,04.22	..	..	5,04.22	2,21.21	(+)127.94

## STATEMENT No. 15

## DETAILED STATEMENT OF REVENUE EXPENDITURE BY MINOR HEADS

Heads	Expenditure during the year 2015-16				Expenditure during the year 2014-15	Per cent Increase (+)/ Decrease (-)
	Non-Plan	State Plan	CP & GOI Share of CSS	Total		
1	2	3	4	5	6	7
<i>Figures in italics represent charged expenditure</i>					(₹ in lakh)	
<b>Expenditure Heads (Revenue Account)- Contd.</b>						
<b>A. General Services - Contd.</b>						
<b>(a) Organs of State - Contd.</b>						
<b>2014- Administration of Justice - Concl.</b>						
911- Deduct-Recoveries of Overpayments	(-) <i>2.12</i>	..	..	(-) <i>2.12</i>	(-) <i>0.96</i>	(+) <i>120.83</i>
<b>Total -2014</b>	<i>54,85.45</i>	..	..			
	<b>2,75,73.08</b>	<b>4,21.53</b>	<b>1,95.84</b>	<b>3,36,75.90</b>	<b>2,92,31.03</b>	<b>(+)<i>15.21</i></b>
<b>Salary</b>	<b>2,83,61.15</b>	<b>3,63.36</b>	<b>1,84.49</b>	<b>2,89,09.00</b>	<b>2,46,14.79</b>	<b>(+)<i>17.45</i></b>
<b>Grants-in-Aid</b>	<b>1.50</b>	..	..	<b>1.50</b>	<b>21.50</b>	<b>(-)<i>93.02</i></b>
<b>2015- Elections</b>						
102- Electoral Officers	8,44.16	..	..	8,44.16	8,53.50	(-) <i>1.09</i>
103- Preparation and Printing of Electoral rolls	22,73.44	..	..	22,73.44	21,76.10	(+) <i>4.47</i>
104- Charges for conduct of elections for Lok Sabha and State/Union Territory Legislative Assemblies	99.96	..	..	99.96	30,58.00	(-) <i>96.73</i>
105- Charges for conduct of elections to Parliament	..	..	..	..	5,63.25	..
108- Issue of Photo Identity Cards to Voters	1,17.60	..	..	1,17.60	1,88.46	(-) <i>37.60</i>
800- Other Expenditure	3,89.79	..	..	3,89.79	6,06.90	(-) <i>35.77</i>
911- Deduct-Recoveries of Overpayments	(-) <i>88.75</i>	..	..	(-) <i>88.75</i>	(-) <i>57.45</i>	(+) <i>54.48</i>
<b>Total -2015</b>	<b>36,36.20</b>	..	..	<b>36,36.20</b>	<b>73,88.76</b>	<b>(-)<i>50.79</i></b>

## STATEMENT No. 15

## DETAILED STATEMENT OF REVENUE EXPENDITURE BY MINOR HEADS

Heads	Expenditure during the year 2015-16				Expenditure during the year 2014-15	Per cent Increase (+)/ Decrease (-)
	Non-Plan	State Plan	CP & GOI Share of CSS	Total		
1	2	3	4	5	6	7
<i>Figures in italics represent charged expenditure</i>					(₹ in lakh)	
<b>Expenditure Heads (Revenue Account)- Contd.</b>						
<b>A. General Services - Contd.</b>						
<b>(a) Organs of State -Concl.</b>						
<b>2015- Elections - Concl.</b>						
Salary	10,40.10	..	..	10,40.10	10,37.73	(+)0.23
<b>Total - (a) Organs of State</b>	<i>62,40.78</i>	..	..			
	3,52,64.26	4,21.53	1,95.84	4,21,22.41	4,11,48.43	(+)2.37
Salary	3,19,18.69	3,63.36	1,84.49	3,24,66.54	2,80,24.80	(+)15.85
Grants-in-Aid	11.50	..	..	11.50	31.50	(-)63.49
<b>(b) Fiscal Services</b>						
<b>(ii) Collection of Taxes on Property and Capital</b>						
<b>2029- Land Revenue</b>						
102- Survey and Settlement Operations	37,30.41	89.32	..	38,19.73	45,25.54	(-)15.60
104- Management of Government Estates	3,58,03.71	2,84.30	..	3,60,88.01	3,41,94.74	(+)5.54
789- Special Component Plan for Scheduled Castes	..	75.00	..	75.00	5,59.78	(-)86.60
796- Tribal Area Sub-Plan	..	1,06.75	..	1,06.75	8,05.56	(-)86.75
911- Deduct-Recoveries of Overpayments	(-)1,32.84	(-)0.02	..	(-)1,32.86	(-)32.17	(+)312.99
<b>Total -2029</b>	<b>3,94,01.28</b>	<b>5,55.35</b>	<b>..</b>	<b>3,99,56.63</b>	<b>4,00,53.45</b>	<b>(-)0.24</b>

## STATEMENT No. 15

## DETAILED STATEMENT OF REVENUE EXPENDITURE BY MINOR HEADS

Heads	Expenditure during the year 2015-16				Expenditure during the year 2014-15	Per cent Increase (+)/ Decrease (-)
	Non-Plan	State Plan	CP & GOI Share of CSS	Total		
1	2	3	4	5	6	7

*Figures in italics represent charged expenditure* (₹ in lakh)

## Expenditure Heads (Revenue Account)- Contd.

## A. General Services - Contd.

## (b) Fiscal Services - Contd.

## (ii) Collection of Taxes on Property and Capital transactions- Contd.

## 2029- Land Revenue - Concltd.

Salary	3,79,80.20	..	..	3,79,80.20	3,45,63.64	(+)9.88
--------	------------	----	----	------------	------------	---------

## 2030- Stamps and Registration

*01- Stamps-Judicial*

101- Cost of Stamps	2,92.59	..	..	2,92.59	1,87.38	(+)56.15
---------------------	---------	----	----	---------	---------	----------

102- Expenses on Sale of Stamps	14.52	..	..	14.52	13.01	(+)11.61
---------------------------------	-------	----	----	-------	-------	----------

<b>Total - 01</b>	<b>3,07.11</b>	..	..	<b>3,07.11</b>	<b>2,00.39</b>	<b>(+)53.26</b>
-------------------	----------------	----	----	----------------	----------------	-----------------

*02- Stamps-Non-Judicial*

101- Cost of Stamps	8,79.25	..	..	8,79.25	11,11.99	(-)20.93
---------------------	---------	----	----	---------	----------	----------

102- Expenses on Sale of Stamps	5,99.67	..	..	5,99.67	4,46.09	(+)34.43
---------------------------------	---------	----	----	---------	---------	----------

911- Deduct-Recoveries of Overpayments	(-)0.56	..	..	(-)0.56	(-)0.15	(+)273.33
--	---------	----	----	---------	---------	-----------

<b>Total - 02</b>	<b>14,78.36</b>	..	..	<b>14,78.36</b>	<b>15,57.93</b>	<b>(-)5.11</b>
-------------------	-----------------	----	----	-----------------	-----------------	----------------

*03- Registration*

001- Direction and Administration	19,40.21	..	..	19,40.21	18,43.58	(+)5.24
-----------------------------------	----------	----	----	----------	----------	---------

789- Special Component Plan for Scheduled Castes	..	..	..	..	19.87	..
--	----	----	----	----	-------	----



## STATEMENT No. 15

## DETAILED STATEMENT OF REVENUE EXPENDITURE BY MINOR HEADS

Heads	Expenditure during the year 2015-16				Expenditure during the year 2014-15	Per cent Increase (+)/ Decrease (-)
	Non-Plan	State Plan	CP & GOI Share of CSS	Total		
1	2	3	4	5	6	7
<i>Figures in italics represent charged expenditure</i>					(₹ in lakh)	
<b>Expenditure Heads (Revenue Account)- Contd.</b>						
<b>A. General Services - Contd.</b>						
<b>(b) Fiscal Services - Contd.</b>						
<b>(ii) Collection of Taxes on Property and Capital transactions- Concl.</b>						
<b>2030- Stamps and Registration - Concl.</b>						
<b>03- Registration - Concl.</b>						
796- Tribal Area Sub-Plan	..	..	..	..	28.56	..
911- Deduct-Recoveries of Overpayments	(-1.34)	..	..	(-1.34)	(-0.23)	(+)482.61
<b>Total - 03</b>	<b>19,38.87</b>	..	..	<b>19,38.87</b>	<b>18,91.78</b>	<b>(+)2.49</b>
<b>Total -2030</b>	<b>37,24.34</b>	..	..	<b>37,24.34</b>	<b>36,50.10</b>	<b>(+)2.03</b>
<b>Salary</b>	<b>17,39.98</b>	..	..	<b>17,39.98</b>	<b>16,33.30</b>	<b>(+)6.53</b>
<b>Total -(ii)Collection of Taxes on Property and Capital transactions</b>	<b>4,31,25.62</b>	<b>5,55.35</b>	..	<b>4,36,80.97</b>	<b>4,37,03.55</b>	<b>(-)0.05</b>
<b>Salary</b>	<b>3,97,20.18</b>	..	..	<b>3,97,20.18</b>	<b>3,61,96.94</b>	<b>(+)9.73</b>
<b>(iii) Collection of Taxes on Commodities and Services</b>						
<b>2039- State Excise</b>						
001- Direction and Administration	3.00	..	..	..	..	..
	53,26.79	..	..	53,29.79	48,66.91	(+)9.51
102- Purchase of Opium etc.	1.27	..	..	1.27	3.67	(-)65.49
911- Deduct-Recoveries of Overpayments	(-0.82)	..	..	(-0.82)	(-1.53)	(-)46.75

## STATEMENT No. 15

## DETAILED STATEMENT OF REVENUE EXPENDITURE BY MINOR HEADS

Heads	Expenditure during the year 2015-16				Expenditure during the year 2014-15	Per cent Increase (+)/ Decrease (-)
	Non-Plan	State Plan	CP & GOI Share of CSS	Total		
1	2	3	4	5	6	7
<i>Figures in italics represent charged expenditure</i>					(₹ in lakh)	
<b>Expenditure Heads (Revenue Account)- Contd.</b>						
<b>A. General Services - Contd.</b>						
<b>(b) Fiscal Services - Contd.</b>						
<b>(iii) Collection of Taxes on Commodities and Services- Contd.</b>						
<b>2039- State Excise - Concltd.</b>						
<b>Total -2039</b>	<i>3.00</i>	..	..			
	<b>53,27.24</b>	..	..	<b>53,30.24</b>	<b>48,69.05</b>	<b>(+)9.47</b>
<b>Salary</b>	<b>44,69.98</b>	..	..	<b>44,69.98</b>	<b>39,13.57</b>	<b>(+)14.22</b>
<b>2040- Taxes on Sales, Trade etc.</b>						
001- Direction and Administration	84,98.27	..	..	84,98.27	82,56.48	(+)2.93
911- Deduct-Recoveries of Overpayments	(-)1.82	..	..	(-)1.82	(-)1.04	(+)75.00
<b>Total -2040</b>	<b>84,96.45</b>	..	..	<b>84,96.45</b>	<b>82,55.44</b>	<b>(+)2.92</b>
<b>Salary</b>	<b>70,61.26</b>	..	..	<b>70,61.26</b>	<b>65,90.10</b>	<b>(+)7.15</b>
<b>2041- Taxes on Vehicles</b>						
001- Direction and Administration	<i>1.35</i>	..	..			
	10,41.33	15,04.05	..	25,46.73	24,09.24	(+)5.71
101- Collection Charges	17,32.19	61.07	..	17,93.26	15,43.16	(+)16.21
102- Inspection of Motor Vehicles	1,80.09	..	..	1,80.09	1,58.30	(+)13.77
789- Special Component Plan for Scheduled Castes	..	4,30.98	..	4,30.98	2,45.92	(+)75.25
796- Tribal Area Sub-Plan	..	6,05.28	..	6,05.28	3,54.09	(+)70.94
800- Other Expenditure	5,00.00	..	..	5,00.00	..	..
911- Deduct-Recoveries of Overpayments	(-)0.31	..	..	(-)0.31	(-)0.10	(+)210.00

## STATEMENT No. 15

## DETAILED STATEMENT OF REVENUE EXPENDITURE BY MINOR HEADS

Heads	Expenditure during the year 2015-16				Expenditure during the year 2014-15	Per cent Increase (+)/ Decrease (-)
	Non-Plan	State Plan	CP & GOI Share of CSS	Total		
1	2	3	4	5	6	7
<i>Figures in italics represent charged expenditure</i>					(₹ in lakh)	
<b>Expenditure Heads (Revenue Account)- Contd.</b>						
<b>A. General Services - Contd.</b>						
<b>(b) Fiscal Services - Contd.</b>						
<b>(iii) Collection of Taxes on Commodities and Services- Concl'd.</b>						
<b>2041- Taxes on Vehicles - Concl'd.</b>						
Total -2041	<i>1.35</i>	..	..			
	<b>34,53.30</b>	<b>26,01.38</b>	..	<b>60,56.03</b>	<b>47,10.61</b>	<b>(+)28.56</b>
Salary	<b>23,42.29</b>	..	..	<b>23,42.29</b>	<b>20,94.05</b>	<b>(+)11.85</b>
Grants-in-Aid	<b>5,00.00</b>	..	..	<b>5,00.00</b>	..	..
<b>2045- Other Taxes and Duties on Commodities and</b>						
103- Collection Charges-Electricity Duty	10,33.96	..	..	10,33.96	5,58.06	(+)85.27
Total -2045	<b>10,33.96</b>	..	..	<b>10,33.96</b>	<b>5,58.06</b>	<b>(+)85.27</b>
Salary	<b>9,06.42</b>	..	..	<b>9,06.42</b>	<b>5,11.29</b>	<b>(+)77.28</b>
Total -(iii)Collection of Taxes on Commodities and Services	<i>4.35</i>	..	..			
	<b>1,83,10.95</b>	<b>26,01.38</b>	..	<b>2,09,16.68</b>	<b>1,83,93.16</b>	<b>(+)13.72</b>
Salary	<b>1,47,79.95</b>	..	..	<b>1,47,79.95</b>	<b>1,31,09.01</b>	<b>(+)12.75</b>
Grants-in-Aid	<b>5,00.00</b>	..	..	<b>5,00.00</b>	..	..
<b>(iv) Other Fiscal Services</b>						
<b>2047- Other Fiscal Services</b>						
103- Promotion of Small Savings	3,82.76	..	..	3,82.76	3,51.52	(+)8.89
911- Deduct-Recoveries of Overpayments	(-)0.19	..	..	(-)0.19	..	..
Total -2047	<b>3,82.57</b>	..	..	<b>3,82.57</b>	<b>3,51.52</b>	<b>(+)8.83</b>

## STATEMENT No. 15

## DETAILED STATEMENT OF REVENUE EXPENDITURE BY MINOR HEADS

Heads	Expenditure during the year 2015-16				Expenditure during the year 2014-15	Per cent Increase (+)/ Decrease (-)
	Non-Plan	State Plan	CP & GOI Share of CSS	Total		
1	2	3	4	5	6	7
<i>Figures in italics represent charged expenditure</i>					(₹ in lakh)	
<b>Expenditure Heads (Revenue Account)- Contd.</b>						
<b>A. General Services - Contd.</b>						
<b>(b) Fiscal Services -Concltd.</b>						
<b>(iv) Other Fiscal Services- Concltd.</b>						
<b>2047- Other Fiscal Services - Contd.</b>						
Salary	2,88.49	..	..	2,88.49	2,70.48	(+)6.66
Total -(iv)Other Fiscal Services	3,82.57	..	..	3,82.57	3,51.52	(+)8.83
Salary	2,88.49	..	..	2,88.49	2,70.48	(+)6.66
Total - (b) Fiscal Services	4.35	..	..	6,18,19.14	31,56.73	..
	6,18,19.14	31,56.73	..	6,49,80.22	6,24,48.23	(+)4.05
Salary	5,47,88.62	..	..	5,47,88.62	4,95,76.43	(+)10.51
Grants-in-Aid	5,00.00	..	..	5,00.00	..	..
<b>(c) Interest Payment and servicing of Debt</b>						
<b>2049- Interest Payments</b>						
<b>01- Interest on Internal Debt</b>						
101- Interest on Market Loans	3,19,42.27	..	..	3,19,42.27	1,75,07.69	(+)82.45
115- Interest on Ways and Means Advances from Reserve Bank of India	..	..	..	..	64.05	..
123- Interest on Special Securities issued to National Small Savings Fund (NSSF) of Central Government by State Government	9,76,67.48	..	..	9,76,67.48	8,75,66.45	(+)11.54
200- Interest on Other Internal Debts	4,06,61.28	..	..	4,06,61.28	3,12,53.97	(+)30.10
305- Management of Debt	2,15.71	..	..	2,15.71	31.79	(+)578.55

## STATEMENT No. 15

## DETAILED STATEMENT OF REVENUE EXPENDITURE BY MINOR HEADS

Heads	Expenditure during the year 2015-16				Expenditure during the year 2014-15	Per cent Increase (+)/ Decrease (-)
	Non-Plan	State Plan	CP & GOI Share of CSS	Total		
1	2	3	4	5	6	7
<i>Figures in italics represent charged expenditure</i>					(₹ in lakh)	
<b>Expenditure Heads (Revenue Account)- Contd.</b>						
<b>A. General Services - Contd.</b>						
<b>(c) Interest Payment and servicing of Debt - Contd.</b>						
<b>2049- Interest Payments - Contd.</b>						
<b>01- Interest on Internal Debt - Concl'd.</b>						
<i>Total - 01</i>	<i>17,04,86.74</i>	..	..	<i>17,04,86.74</i>	<i>13,64,23.95</i>	<i>(+)24.97</i>
<b>03- Interest on Small Savings, Provident Funds etc.</b>						
104- Interest on State Provident Funds	<i>12,52,68.82</i>	..	..	12,52,68.82	10,64,76.97	(+)17.65
117- Interest on Defined Contribution Pension Scheme	<i>25,07.51</i>	..	..	25,07.51	..	..
<i>Total - 03</i>	<i>12,77,76.33</i>	..	..	<i>12,77,76.33</i>	<i>10,64,76.97</i>	<i>(+)20.00</i>
<b>04- Interest on Loans and Advances from Central Government</b>						
101- Interest on Loans for State/Union Territory Plan Schemes	<i>1,27,36.73</i>	..	..	1,27,36.73	1,19,08.28	(+)6.96
104- Interest on Loans for Non-Plan Schemes	<i>2,65.67</i>	..	..	2,65.67	2,89.36	(-)8.19
109- Interest on State Plan Loans consolidated in terms of recommendations of 12 <sup>th</sup> FC	<i>2,30,64.46</i>	..	..	2,30,64.46	2,59,28.70	(-)11.05
<i>Total - 04</i>	<i>3,60,66.86</i>	..	..	<i>3,60,66.86</i>	<i>3,81,26.34</i>	<i>(-)5.40</i>

## STATEMENT No. 15

## DETAILED STATEMENT OF REVENUE EXPENDITURE BY MINOR HEADS

Heads	Expenditure during the year 2015-16				Expenditure during the year 2014-15	Per cent Increase (+)/ Decrease (-)
	Non-Plan	State Plan	CP & GOI Share of CSS	Total		
1	2	3	4	5	6	7
<i>Figures in italics represent charged expenditure</i>					(₹ in lakh)	
<b>Expenditure Heads (Revenue Account)- Contd.</b>						
<b>A. General Services - Contd.</b>						
<b>(c) Interest Payment and servicing of Debt -Concl'd.</b>						
<b>2049- Interest Payments - Concl'd.</b>						
<b>Total -2049</b>	<i>33,43,29.93</i>	..	..	<b>33,43,29.93</b>	<b>28,10,27.26</b>	<b>(+)18.97</b>
<b>Total - (c) Interest Payment and servicing of Debt</b>	<i>33,43,29.93</i>	..	..	<b>33,43,29.93</b>	<b>28,10,27.26</b>	<b>(+)18.97</b>
<b>(d) Administrative Services</b>						
<b>2051- Public Service Commission</b>						
102- State Public Service Commission	<i>11,44.91</i>	7.36	..	11,52.27	5,84.45	(+)97.15
103- Staff Selection Commission	4,98.17	..	..	4,98.17	4,06.05	(+)22.68
911- Deduct-Recoveries of Overpayments	(-)0.22	..	..	(-)0.22	..	..
<b>Total -2051</b>	<i>11,44.91</i>	<i>7.36</i>	..	<b>16,50.22</b>	<b>9,90.50</b>	<b>(+)66.60</b>
<b>Salary</b>	<b>6,84.16</b>	..	..	<b>6,84.16</b>	<b>6,58.90</b>	<b>(+)3.83</b>
<b>2052- Secretariat-General Services</b>						
090- Secretariat	<i>0.50</i>	..	..	1,53,62.84	1,47,94.43	(+)33.40
091- Attached Offices	4,43.71	..	..	4,43.71	1,87.53	(+)136.59
092- Other Offices	..	..	..	..	13.21	..

## STATEMENT No. 15

## DETAILED STATEMENT OF REVENUE EXPENDITURE BY MINOR HEADS

Heads	Expenditure during the year 2015-16				Expenditure during the year 2014-15	Per cent Increase (+)/ Decrease (-)
	Non-Plan	State Plan	CP & GOI Share of CSS	Total		
1	2	3	4	5	6	7
<i>Figures in italics represent charged expenditure</i>					(₹ in lakh)	
<b>Expenditure Heads (Revenue Account)- Contd.</b>						
<b>A. General Services - Contd.</b>						
<b>(d) Administrative Services - Contd.</b>						
<b>2052- Secretariat-General Services - Concltd.</b>						
099- Board of Revenue	14,36.29	..	..	14,36.29	12,73.92	(+)12.75
911- Deduct-Recoveries of Overpayments	(-)4.82	..	..	(-)4.82	(-)5.54	(-)13.00
<b>Total -2052</b>	<i>0.50</i>	..	..	<b>1,72,38.02</b>	<b>1,62,63.55</b>	<b>(+)32.88</b>
<b>Salary</b>	<b>1,39,48.63</b>	..	..	<b>1,39,48.63</b>	<b>1,13,86.32</b>	<b>(+)22.50</b>
<b>Grants-in-Aid</b>	<b>2,33.50</b>	<b>15,00.00</b>	..	<b>17,33.50</b>	<b>14,53.50</b>	<b>(+)19.26</b>
<b>2053- District Administration</b>						
093- District Establishments	87,24.27	..	..	87,24.27	80,97.50	(+)7.74
094- Other Establishments	41,46.67	..	..	41,46.67	38,81.98	(+)6.82
101- Commissioners	10,77.01	..	..	10,77.01	9,49.70	(+)13.41
911- Deduct-Recoveries of Overpayments	(-)8.15	..	..	(-)8.15	(-)9.16	(-)11.03
<b>Total -2053</b>	<b>1,39,39.80</b>	..	..	<b>1,39,39.80</b>	<b>1,29,20.02</b>	<b>(+)7.89</b>
<b>Salary</b>	<b>1,31,36.18</b>	..	..	<b>1,31,36.18</b>	<b>1,21,91.75</b>	<b>(+)7.75</b>
<b>2054- Treasury and Accounts Administration</b>						
095- Directorate of Accounts and Treasuries	17,52.38	..	..	17,52.38	19,24.39	(-)8.94

## STATEMENT No. 15

## DETAILED STATEMENT OF REVENUE EXPENDITURE BY MINOR HEADS

Heads	Expenditure during the year 2015-16				Expenditure during the year 2014-15	Per cent Increase (+)/ Decrease (-)
	Non-Plan	State Plan	CP & GOI Share of CSS	Total		
1	2	3	4	5	6	7
<i>Figures in italics represent charged expenditure</i>					(₹ in lakh)	
<b>Expenditure Heads (Revenue Account)- Contd.</b>						
<b>A. General Services - Contd.</b>						
<b>(d) Administrative Services - Contd.</b>						
<b>2054- Treasury and Accounts Administration - Concltd.</b>						
097- Treasury Establishment	47,31.34	3.22	..	47,34.56	44,73.70	(+)5.83
098- Local Fund Audit	38,19.05	..	..	38,19.05	34,92.68	(+)9.34
911- Deduct-Recoveries of Overpayments	(-)1.99	..	..	(-)1.99	(-)1.10	(+)80.91
<b>Total -2054</b>	<b>1,03,00.78</b>	<b>3.22</b>	<b>..</b>	<b>1,03,04.00</b>	<b>98,89.67</b>	<b>(+)4.19</b>
<b>Salary</b>	<b>86,84.76</b>	<b>..</b>	<b>..</b>	<b>86,84.76</b>	<b>80,49.07</b>	<b>(+)7.90</b>
<b>2055- Police</b>						
001- Direction and Administration	2,20,07.21	..	..	2,20,07.21	2,06,22.91	(+)6.71
003- Training and Education	29,48.24	1,54.78	8.22	31,11.24	30,31.11	(+)2.64
101- Criminal Investigation and Vigilance	83,52.97	..	..	83,52.97	70,41.37	(+)18.63
104- Special Police	7,02,24.06	..	..	7,02,24.06	6,45,61.14	(+)8.77
109- District Police	53.28	..	..	53.28	..	..
	10,74,10.25	..	..	10,74,63.53	10,03,81.71	(+)7.05
110- Village Police	23,05.25	..	..	23,05.25	23,89.81	(-)3.54
111- Railway Police	33,10.69	..	..	33,10.69	30,38.48	(+)8.96
113- Welfare of Police Personnel	6,73.96	..	..	6,73.96	6,38.95	(+)5.48



## STATEMENT No. 15

## DETAILED STATEMENT OF REVENUE EXPENDITURE BY MINOR HEADS

Heads	Expenditure during the year 2015-16				Expenditure during the year 2014-15	Per cent Increase (+)/ Decrease (-)
	Non-Plan	State Plan	CP & GOI Share of CSS	Total		
1	2	3	4	5	6	7
<i>Figures in italics represent charged expenditure</i>					(₹ in lakh)	
<b>Expenditure Heads (Revenue Account)- Contd.</b>						
<b>A. General Services - Contd.</b>						
<b>(d) Administrative Services - Contd.</b>						
<b>2055- Police - Concltd.</b>						
114- Wireless and Computers	36,45.54	..	..	36,45.54	51,10.60	(-)28.67
115- Modernisation of police force	28,76.24	..	..	28,76.24	28,03.60	(+)2.59
116- Forensic Science	7,20.35	..	..	7,20.35	6,44.10	(+)11.84
117- Internal Security	..	4,99.79	9.05	5,08.84	13,97.66	(-)63.59
800- Other Expenditure	66,39.91	..	..	66,39.91	64,97.20	(+)2.20
911- Deduct-Recoveries of Overpayments	(-)4.77	..	..	(-)4.77	(-)1.58	(+)201.90
<b>Total -2055</b>	<b>53.28</b>	<b>..</b>	<b>..</b>	<b>23,18,35.02</b>	<b>21,81,57.06</b>	<b>(+)6.27</b>
<b>Salary</b>	<b>20,27,25.35</b>	<b>..</b>	<b>..</b>	<b>20,27,25.35</b>	<b>18,78,94.21</b>	<b>(+)7.89</b>
<b>Grants-in-Aid</b>	<b>..</b>	<b>..</b>	<b>..</b>	<b>..</b>	<b>10.00</b>	<b>..</b>
<b>2056- Jails</b>						
001- Direction and Administration	7,51.61	..	..	7,51.61	5,55.66	(+)35.27
101- Jails	1,15,31.89	31.88	..	1,15,63.77	1,04,90.75	(+)10.23
102- Jail Manufactures	4,20.84	..	..	4,20.84	3,80.34	(+)10.65

## STATEMENT No. 15

## DETAILED STATEMENT OF REVENUE EXPENDITURE BY MINOR HEADS

Heads	Expenditure during the year 2015-16				Expenditure during the year 2014-15	Per cent Increase (+)/ Decrease (-)
	Non-Plan	State Plan	CP & GOI Share of CSS	Total		
1	2	3	4	5	6	7
<i>Figures in italics represent charged expenditure</i>					(₹ in lakh)	
<b>Expenditure Heads (Revenue Account)- Contd.</b>						
<b>A. General Services - Contd.</b>						
<b>(d) Administrative Services - Contd.</b>						
<b>2056- Jails - Concltd.</b>						
789- Special Component Plan for Scheduled Castes	..	28.21	..	28.21	..	..
796- Tribal Area Sub-Plan	..	70.63	..	70.63	..	..
800- Other Expenditure	82.42	..	..	82.42	69.42	(+)18.73
911- Deduct-Recoveries of Overpayments	(-)0.13	..	..	(-)0.13	(-)1.25	(-)89.60
<b>Total -2056</b>	<b>1,27,86.63</b>	<b>1,30.72</b>	<b>..</b>	<b>1,29,17.35</b>	<b>1,14,94.92</b>	<b>(+)12.37</b>
<b>Salary</b>	<b>69,27.86</b>	<b>..</b>	<b>..</b>	<b>69,27.86</b>	<b>64,08.06</b>	<b>(+)8.11</b>
<b>2058- Stationery and Printing</b>						
001- Direction and Administration	<i>0.30</i>	..	..	..	..	..
	6,79.31	..	..	6,79.61	6,48.24	(+)4.84
101- Purchase and Supply of Stationery Stores	1,23.53	..	..	1,23.53	1,14.11	(+)8.26
102- Printing, Storage and Distribution of Forms	12,34.76	..	..	12,34.76	12,12.86	(+)1.81
103- Government Presses	25,33.85	..	..	25,33.85	22,64.31	(+)11.90
104- Cost of Printing by Other Sources	..	..	..	..	4.97	..
800- Other Expenditure	12.90	..	..	12.90	1,54.87	(-)91.67
911- Deduct-Recoveries of Overpayments	..	..	..	..	(-)0.03	..
<b>Total -2058</b>	<b>0.30</b>	<b>..</b>	<b>..</b>	<b>45,84.65</b>	<b>43,99.33</b>	<b>(+)4.21</b>

## STATEMENT No. 15

## DETAILED STATEMENT OF REVENUE EXPENDITURE BY MINOR HEADS

Heads	Expenditure during the year 2015-16				Expenditure during the year 2014-15	Per cent Increase (+)/ Decrease (-)
	Non-Plan	State Plan	CP & GOI Share of CSS	Total		
1	2	3	4	5	6	7
<i>Figures in italics represent charged expenditure</i>					(₹ in lakh)	
<b>Expenditure Heads (Revenue Account)- Contd.</b>						
<b>A. General Services - Contd.</b>						
<b>(d) Administrative Services - Contd.</b>						
<b>2058- Stationery and Printing - Concltd.</b>						
Salary	35,84.18	..	..	35,84.18	35,52.78	(+)0.88
Grants-in-Aid	..	..	..	..	0.04	..
<b>2059- Public Works</b>						
<b>01- Office Buildings</b>						
051- Construction	1,08.39	..	..	1,08.39	1,14.04	(-)4.95
053- Maintenance and Repairs	2,80,03.74	..	..	2,80,03.74	2,52,55.10	(+)10.88
911- Deduct-Recoveries of Overpayments	(-)0.59	..	..	(-)0.59	(-)0.57	(+)3.51
<b>Total - 01</b>	<b>2,81,11.54</b>	<b>..</b>	<b>..</b>	<b>2,81,11.54</b>	<b>2,53,68.57</b>	<b>(+)10.81</b>
<b>60- Other Buildings</b>						
053- Maintenance and Repairs	..	..	..	..	53.83	..
<b>Total - 60</b>	<b>..</b>	<b>..</b>	<b>..</b>	<b>..</b>	<b>53.83</b>	<b>..</b>
<b>80- General</b>						
001- Direction and Administration	2,23,77.98	..	..	2,23,77.98	2,02,16.70	(+)10.69
052- Machinery and Equipment	22,39.24	..	..	22,39.24	20,55.03	(+)8.96
053- Maintenance and Repairs	3,69,46.31	..	..	3,69,46.31	3,19,12.34	(+)15.77

## STATEMENT No. 15

## DETAILED STATEMENT OF REVENUE EXPENDITURE BY MINOR HEADS

Heads	Expenditure during the year 2015-16				Expenditure during the year 2014-15	Per cent Increase (+)/ Decrease (-)
	Non-Plan	State Plan	CP & GOI Share of CSS	Total		
1	2	3	4	5	6	7
<i>Figures in italics represent charged expenditure</i>					(₹ in lakh)	
<b>Expenditure Heads (Revenue Account)- Contd.</b>						
<b>A. General Services - Contd.</b>						
<b>(d) Administrative Services - Contd.</b>						
<b>2059- Public Works - Concltd.</b>						
<b>80- General - Concltd.</b>						
799- Suspense	(-)0.56	..	..	(-)0.56	(-) 3.48 (A)	..
800- Other Expenditure	56,32.73	..	..	56,32.73	51,27.04	(+)9.86
911- Deduct-Recoveries of Overpayments	(-)5.42	..	..	(-)5.42	(-)1.86	(+)190.86
<b>Total - 80</b>	<b>6,71,90.28</b>	..	..	<b>6,71,90.28</b>	<b>5,93,05.77</b>	<b>(+)13.30</b>
<b>Total -2059</b>	<b>9,53,01.82</b>	..	..	<b>9,53,01.82</b>	<b>8,47,28.17</b>	<b>(+)12.48</b>
<b>Salary</b>	<b>2,17,10.89</b>	..	..	<b>2,17,10.89</b>	<b>1,96,01.81</b>	<b>(+)10.76</b>
<b>Grants-in-Aid</b>	<b>16,63.86</b>	..	..	<b>16,63.86</b>	<b>39,26.36</b>	<b>(-)57.62</b>
<b>2062- Vigilance</b>						
102- Lokpal	37.40	..	..	37.40	..	..
105- Other Vigilance Agencies	43,71.14	..	..	43,71.14	..	..
911- Deduct-Recoveries of Overpayments	(-)0.48	..	..	(-)0.48	..	..
<b>Total -2062</b>	<b>44,08.06</b>	..	..	<b>44,08.06</b>	..	..
<b>Salary</b>	<b>38,50.74</b>	..	..	<b>38,50.74</b>	..	..
<b>2070- Other Administrative Services</b>						
003- Training	6,67.02	..	..	6,67.02	6,55.48	(+)1.76
104- Vigilance	29.81	..	..	29.81	40,79.66	(-)99.27
105- Special Commission of Enquiry	1,88.08	..	..	1,88.08	3,08.48	(-)39.03

(A) Due to accountal of more Suspense Credit than Debit.

## STATEMENT No. 15

## DETAILED STATEMENT OF REVENUE EXPENDITURE BY MINOR HEADS

Heads	Expenditure during the year 2015-16				Expenditure during the year 2014-15	Per cent Increase (+)/ Decrease (-)
	Non-Plan	State Plan	CP & GOI Share of CSS	Total		
1	2	3	4	5	6	7
<i>Figures in italics represent charged expenditure</i>					(₹ in lakh)	
<b>Expenditure Heads (Revenue Account)- Contd.</b>						
<b>A. General Services - Contd.</b>						
<b>(d) Administrative Services -Concltd.</b>						
<b>2070- Other Administrative Services - Concltd.</b>						
106- Civil Defence	1,38.91	..	2,02.87	3,41.78	1,26.10	(+)171.04
107- Home Guards	1,27,33.16	..	..	1,27,33.16	1,26,32.97	(+)0.79
108- Fire Protection and Control	1,44,06.97	1,74.62	..	1,45,81.59	1,43,36.30	(+)1.71
115- Guest Houses, Government Hostels etc.	15,75.59	..	..	15,75.59	14,90.43	(+)5.71
789- Special Component Plan for Scheduled Castes	..	49.88	..	49.88	4,96.77	(-)89.96
796- Tribal Area Sub-Plan	..	74.75	..	74.75	7,76.20	(-)90.37
800- Other Expenditure	7,33.14	..	2,19.80	9,52.94	7,93.07	(+)20.16
911- Deduct-Recoveries of Overpayments	(-)2.48	..	..	(-)2.48	(-)3.73	(-)33.51
<b>Total -2070</b>	<b>3,04,70.20</b>	<b>2,99.25</b>	<b>4,22.67</b>	<b>3,11,92.12</b>	<b>3,56,91.73</b>	<b>(-)12.61</b>
<b>Salary</b>	<b>2,66,72.91</b>	<b>..</b>	<b>2,13.44</b>	<b>2,68,86.35</b>	<b>2,88,56.90</b>	<b>(-)6.83</b>
<b>Grants-in-Aid</b>	<b>3.50</b>	<b>..</b>	<b>..</b>	<b>3.50</b>	<b>3.00</b>	<b>(+)16.67</b>
<b>Total - (d) Administrative Services</b>	<b>11,98.99</b>	<b>7.36</b>	<b>..</b>	<b>42,06,37.51</b>	<b>39,45,34.95</b>	<b>(+)8.42</b>
<b>Salary</b>	<b>30,19,25.66</b>	<b>..</b>	<b>2,13.44</b>	<b>30,21,39.10</b>	<b>27,85,99.80</b>	<b>(+)8.45</b>
<b>Grants-in-Aid</b>	<b>19,00.86</b>	<b>15,00.00</b>	<b>..</b>	<b>34,00.86</b>	<b>53,92.90</b>	<b>(-)36.94</b>

**STATEMENT No. 15**

**DETAILED STATEMENT OF REVENUE EXPENDITURE BY MINOR HEADS**

Heads	Expenditure during the year 2015-16				Expenditure during the year 2014-15	Per cent Increase (+)/ Decrease (-)
	Non-Plan	State Plan	CP & GOI Share of CSS	Total		
1	2	3	4	5	6	7

*Figures in italics represent charged expenditure* (₹ in lakh)

**Expenditure Heads (Revenue Account)- Contd.**

**A. General Services - Contd.**

**(e) Pension and Miscellaneous General Services**

**2071- Pensions and Other Retirement Benefits**

**01- Civil**

101- Superannuation and Retirement Allowances	45,95,95.99	..	..	45,95,95.99	44,33,10.36	(+)3.67
102- Commuted Value of Pensions	1,61,14.20	..	..	1,61,14.20	2,89,45.50	(-)44.33
103- Compassionate allowance	..	..	..	..	4.55	..
104- Gratuities	1,79,43.89	..	..	1,79,43.89	2,74,95.47	(-)34.74
105- Family Pensions	1,97,31.86	..	..	1,97,31.86	1,65,14.68	(+)19.48
106- Pensionary Charges in respect of High Court Judges	8.12	..	..	8.12	12.54	(-)35.30
107- Contributions to Pensions and Gratuities	..	..	..	..	5.65	..
108- Contributions to Provident Funds	..	..	..	..	12.83	..
109- Pensions to Employees of State Aided Educational Institutions	8,04,54.58	..	..	8,04,54.58	7,51,91.44	(+)7.00
111- Pensions to Legislators	3,97.62	..	..	3,97.62	1,35.27	(+)193.95
115- Leave Encashment Benefits	1,71,24.21	..	..	1,71,24.21	3,39,88.31	(-)49.62
117- Government Contribution for Defined Contribution Pension Scheme	2,32,62.71	..	..	2,32,62.71	1,60,77.03	(+)44.70
911- Deduct-Recoveries of Overpayments	(-)11.33	..	..	(-)11.33	(-)31.14	(-)63.63

## STATEMENT No. 15

## DETAILED STATEMENT OF REVENUE EXPENDITURE BY MINOR HEADS

Heads	Expenditure during the year 2015-16				Expenditure during the year 2014-15	Per cent Increase (+)/ Decrease (-)
	Non-Plan	State Plan	CP & GOI Share of CSS	Total		
1	2	3	4	5	6	7
<i>Figures in italics represent charged expenditure</i>					(₹ in lakh)	
<b>Expenditure Heads (Revenue Account)- Contd.</b>						
<b>A. General Services - Concl.</b>						
<b>(e) Pension and Miscellaneous General Services -Concl.</b>						
<b>2071- Pensions and Other Retirement Benefits - Concl.</b>						
<b>01- Civil - Concl.</b>						
<i>Total - 01</i>	<i>8.12</i>	..	..	..	64,16,62.49	(-)
	<b>63,46,13.73</b>	..	..	<b>63,46,21.85</b>	<b>64,16,62.49</b>	<b>(-)</b>
<b>Total -2071</b>	<i>8.12</i>	..	..	..	<b>64,16,62.49</b>	<b>(-)</b>
	<b>63,46,13.73</b>	..	..	<b>63,46,21.85</b>	<b>64,16,62.49</b>	<b>(-)</b>
<b>2075- Miscellaneous General Services</b>						
797- Transfers to/from Reserve Funds/Deposit Account	..	..	..	..	3,00,00.00	..
800- Other Expenditure	20,68.45	..	..	20,68.45	20,64.41	(+)0.20
<b>Total -2075</b>	<b>20,68.45</b>	..	..	<b>20,68.45</b>	<b>3,20,64.41</b>	<b>(-)</b>
<b>Grants-in-Aid</b>	<b>5.00</b>	..	..	<b>5.00</b>	<b>7.00</b>	<b>(-)</b>
<b>Total - (e) Pension and Miscellaneous General Services</b>	<i>8.12</i>	..	..	..	<b>67,37,26.90</b>	<b>(-)</b>
	<b>63,66,82.18</b>	..	..	<b>63,66,90.30</b>	<b>67,37,26.90</b>	<b>(-)</b>
<b>Grants-in-Aid</b>	<b>5.00</b>	..	..	<b>5.00</b>	<b>7.00</b>	<b>(-)</b>
<b>Total - A.General Services</b>	<i>34,17,82.17</i>	<i>7.36</i>	..	..	<b>1,45,28,85.77</b>	<b>(+)</b>
	<b>1,15,44,03.09</b>	<b>90,38.05</b>	<b>6,35.78</b>	<b>1,50,58,66.45</b>	<b>1,45,28,85.77</b>	<b>(+)</b>

There are 2,88,987 nos. of different categories of State Pensioners drawing pension from different Treasuries/Banks in the State.

## STATEMENT No. 15

## DETAILED STATEMENT OF REVENUE EXPENDITURE BY MINOR HEADS

Heads	Expenditure during the year 2015-16				Expenditure during the year 2014-15	Per cent Increase (+)/ Decrease (-)
	Non-Plan	State Plan	CP & GOI Share of CSS	Total		
1	2	3	4	5	6	7
<i>Figures in italics represent charged expenditure</i>					(₹ in lakh)	
<b>Expenditure Heads (Revenue Account)- Contd.</b>						
<b>A. General Services - Contd.</b>						
Salary	38,86,32.97	3,63.36	3,97.93	38,93,94.26	35,62,01.03	(+)9.32
Grants-in-Aid	24,17.36	15,00.00	..	39,17.36	54,31.40	(-)27.88
<b>B. Social Services</b>						
<b>(a) Education, Sports, Art and Culture</b>						
<b>2202- General Education</b>						
<b>01- Elementary Education</b>						
001- Direction and Administration	4,81.55	..	..	4,81.55	3,97.56	(+)21.13
101- Government Primary Schools	39,02,48.56	14,14.95	..	39,16,63.51	33,23,97.43	(+)17.83
102- Assistance to Non Government Primary Schools	71,83.20	18,98.34	..	90,81.54	83,96.42	(+)8.16
104- Inspection	97,36.79	..	..	97,36.79	86,89.99	(+)12.05
108- Text Books	25,89.79	..	..	25,89.79	26,04.51	(-)0.57
109- Scholarships and Incentives	3,69.47	..	..	3,69.47	2,53.27	(+)45.88
111- <i>Sarva Shiksha Abhiyan</i>	..	6,75,74.63	..	6,75,74.63	5,39,53.72	(+)25.25
112- National Programme of Mid-day Meals in Schools	..	3,67,65.84	..	3,67,65.84	4,04,03.35	(-)9.00
789- Special Component Plan for Scheduled Castes	..	4,06,43.81	..	4,06,43.81	3,05,49.11	(+)33.04
796- Tribal Area Sub-Plan	..	5,52,07.84	..	5,52,07.84	3,72,00.34	(+)48.41
800- Other Expenditure	4.00	..	..	4.00	..	..
	11.65	7,30.00	..	7,45.65	5,98.61	(+)24.56



## STATEMENT No. 15

## DETAILED STATEMENT OF REVENUE EXPENDITURE BY MINOR HEADS

Heads	Expenditure during the year 2015-16				Expenditure during the year 2014-15	Per cent Increase (+)/ Decrease (-)
	Non-Plan	State Plan	CP & GOI Share of CSS	Total		
1	2	3	4	5	6	7
<i>Figures in italics represent charged expenditure</i>					(₹ in lakh)	
<b>Expenditure Heads (Revenue Account)- Contd.</b>						
<b>B. Social Services - Contd.</b>						
<b>(a) Education, Sports, Art and Culture - Contd.</b>						
<b>2202- General Education - Contd.</b>						
<b>01- Elementary Education - Concl.</b>						
911- Deduct-Recoveries of Overpayments	(-)2,63.74	(-)1,43.31	..	(-)4,07.05	(-)1,41.14	(+)188.40
<b><i>Total - 01</i></b>	<b><i>4.00</i></b>	<b><i>..</i></b>	<b><i>..</i></b>	<b><i>61,44,53.37</i></b>	<b><i>51,53,03.17</i></b>	<b><i>(+)19.24</i></b>
<b>02- Secondary Education</b>						
001- Direction and Administration	3,79.45	..	..	3,79.45	3,34.67	(+)13.38
101- Inspection	22,17.44	..	..	22,17.44	20,28.29	(+)9.33
105- Teachers Training	29,00.71	..	..	29,00.71	29,71.63	(-)2.39
107- Scholarships	2,51.81	..	..	2,51.81	2,82.33	(-)10.81
109- Government Secondary Schools	13,80,51.27	2,02,17.80	..	15,82,69.07	13,63,48.34	(+)16.08
110- Assistance to Non-Government Secondary Schools	3,25,74.93	2,32,12.33	..	5,57,87.26	5,54,71.65	(+)0.57
789- Special Component Plan for Scheduled Castes	..	76,98.18	..	76,98.18	57,38.00	(+)34.16
796- Tribal Area Sub-Plan	..	94,63.25	..	94,63.25	1,10,89.59	(-)14.67
800- Other Expenditure	9,72.80	3,57,96.22	..	3,67,69.02	4,52,39.14	(-)18.72

## STATEMENT No. 15

## DETAILED STATEMENT OF REVENUE EXPENDITURE BY MINOR HEADS

Heads	Expenditure during the year 2015-16				Expenditure during the year 2014-15	Per cent Increase (+)/ Decrease (-)
	Non-Plan	State Plan	CP & GOI Share of CSS	Total		
1	2	3	4	5	6	7
<i>Figures in italics represent charged expenditure</i>					(₹ in lakh)	
<b>Expenditure Heads (Revenue Account)- Contd.</b>						
<b>B. Social Services - Contd.</b>						
<b>(a) Education, Sports, Art and Culture - Contd.</b>						
<b>2202- General Education - Contd.</b>						
<b>02- Secondary Education - Concl.</b>						
911- Deduct-Recoveries of Overpayments	(-)1,87.83	(-)1.36	..	(-)1,89.19	(-)8,40.55	(-)77.49
<b>Total - 02</b>	<b>17,71,60.58</b>	<b>9,63,86.42</b>	<b>..</b>	<b>27,35,47.00</b>	<b>25,86,63.09</b>	<b>(+)5.75</b>
<b>03- University and Higher Education</b>						
001- Direction and Administration	11,61.52	..	..	11,61.52	10,30.16	(+)12.75
102- Assistance to Universities	2,06,08.93	1,23,29.99	..	3,29,38.92	3,04,24.02	(+)8.27
103- Government Colleges and Institutes	2,45,84.49	25,56.02	..	2,71,40.51	2,41,41.46	(+)12.42
104- Assistance to Non-Government Colleges and Institutes	6,24,23.91	2,63,47.13	..	8,87,71.04	9,03,79.61	(-)1.78
107- Scholarships	6,44.10	25,03.35	..	31,47.45	49,40.03	(-)36.29
112- Institutes of Higher Learning	1,00.00	1,23,36.32	..	1,24,36.32	64,38.80	(+)93.15
789- Special Component Plan for Scheduled Castes	..	85,95.66	..	85,95.66	72,98.10	(+)17.78
796- Tribal Area Sub-Plan	..	90,81.85	..	90,81.85	92,62.60	(-)1.95
800- Other Expenditure	..	30,00.00	..	30,00.00	30,00.00	..

## STATEMENT No. 15

## DETAILED STATEMENT OF REVENUE EXPENDITURE BY MINOR HEADS

Heads	Expenditure during the year 2015-16				Expenditure during the year 2014-15	Per cent Increase (+)/ Decrease (-)
	Non-Plan	State Plan	CP & GOI Share of CSS	Total		
1	2	3	4	5	6	7
<i>Figures in italics represent charged expenditure</i>					(₹ in lakh)	
<b>Expenditure Heads (Revenue Account)- Contd.</b>						
<b>B. Social Services - Contd.</b>						
<b>(a) Education, Sports, Art and Culture - Contd.</b>						
<b>2202- General Education - Contd.</b>						
<b>03- University and Higher Education - Concltd.</b>						
911- Deduct-Recoveries of Overpayments	(-)2,60.05	(-)29.20	..	(-)2,89.25	(-)24.30	(+)1089.84
<b>Total - 03</b>	<b>10,92,62.90</b>	<b>7,67,21.12</b>	<b>..</b>	<b>18,59,84.02</b>	<b>17,68,90.46</b>	<b>(+)5.14</b>
<b>04- Adult Education</b>						
001- Direction and Administration	..	31.15	..	31.15	90.50	(-)65.58
200- Other Adult Education Programmes	..	7,20.72	..	7,20.72	..	..
789- Special Component Plan for Scheduled Castes	..	2,08.00	..	2,08.00	..	..
796- Tribal Area Sub-Plan	..	1,11.28	..	1,11.28	..	..
<b>Total - 04</b>	<b>..</b>	<b>10,71.15</b>	<b>..</b>	<b>10,71.15</b>	<b>90.50</b>	<b>(+)1083.59</b>
<b>05- Language Development</b>						
102- Promotion of Modern Indian Languages and Literature	7,58.31	1,99.21	..	9,57.52	9,37.79	(+)2.10
103- Sanskrit Education	31,48.15	35.80	..	31,83.95	31,30.95	(+)1.69
200- Other Languages Education	58.56	..	..	58.56	58.56	..
800- Other Expenditure	0.95	..	..	0.95	0.95	..
911- Deduct-Recoveries of Overpayments	(-)0.44	..	..	(-)0.44	..	..

## STATEMENT No. 15

## DETAILED STATEMENT OF REVENUE EXPENDITURE BY MINOR HEADS

Heads	Expenditure during the year 2015-16				Expenditure during the year 2014-15	Per cent Increase (+)/ Decrease (-)
	Non-Plan	State Plan	CP & GOI Share of CSS	Total		
1	2	3	4	5	6	7
<i>Figures in italics represent charged expenditure</i>					(₹ in lakh)	
<b>Expenditure Heads (Revenue Account)- Contd.</b>						
<b>B. Social Services - Contd.</b>						
<b>(a) Education, Sports, Art and Culture - Contd.</b>						
<b>2202- General Education - Concl'd.</b>						
<b>05- Language Development - Concl'd.</b>						
<i>Total - 05</i>	<b>39,65.53</b>	<b>2,35.01</b>	..	<b>42,00.54</b>	<b>41,28.25</b>	<b>(+)1.75</b>
<b>80- General</b>						
001- Direction and Administration	3,24.50	22.10	..	3,46.60	2,92.54	(+)18.48
003- Training	89.24	14,00.02	..	14,89.26	16,04.79	(-)7.20
108- Examinations	50.97	..	..	50.97	40.00	(+)27.43
789- Special Component Plan for Scheduled Castes	..	4,91.57	..	4,91.57	5,09.37	(-)3.49
796- Tribal Area Sub-Plan	..	9,61.51	..	9,61.51	9,78.18	(-)1.70
800- Other Expenditure	4.26	..	4.00	8.26	73.12	(-)88.70
911- Deduct-Recoveries of Overpayments	..	(-)0.60	..	(-)0.60	(-)0.13	(+)361.54
<i>Total - 80</i>	<b>4,68.97</b>	<b>28,74.60</b>	<b>4.00</b>	<b>33,47.57</b>	<b>34,97.87</b>	<b>(-)4.30</b>
<b>Total -2202</b>	<b>4.00</b>	..	..			
	<b>70,12,15.25</b>	<b>38,13,80.40</b>	<b>4.00</b>	<b>1,08,26,03.65</b>	<b>95,85,73.36</b>	<b>(+)12.94</b>

## STATEMENT No. 15

## DETAILED STATEMENT OF REVENUE EXPENDITURE BY MINOR HEADS

Heads	Expenditure during the year 2015-16				Expenditure during the year 2014-15	Per cent Increase (+)/ Decrease (-)
	Non-Plan	State Plan	CP & GOI Share of CSS	Total		
1	2	3	4	5	6	7
<i>Figures in italics represent charged expenditure</i>					(₹ in lakh)	
<b>Expenditure Heads (Revenue Account)- Contd.</b>						
<b>B. Social Services - Contd.</b>						
<b>(a) Education, Sports, Art and Culture - Contd.</b>						
<b>2202- General Education - Concl'd.</b>						
Salary	57,01,41.22	2,37,71.58	..	59,39,12.80	50,96,89.34	(+)16.52
Grants-in-Aid	12,76,47.49	27,21,48.36	..	39,97,95.85	35,15,99.07	(+)13.71
<b>2203- Technical Education</b>						
001- Direction and Administration	8,07.48	..	..	8,07.48	5,79.92	(+)39.24
103- Technical Schools	58.82	..	..	58.82	52.53	(+)11.97
105- Polytechnics	2.04	..	..	..	..	..
	34,02.45	2,62.62	..	36,67.11	27,95.38	(+)31.18
112- Engineering/Technical Colleges and Institutes	48,37.71	..	..	48,37.71	43,26.49	(+)11.82
789- Special Component Plan for Scheduled Castes	..	12.03	..	12.03	5.70	(+)111.05
796- Tribal Area Sub-Plan	..	27.90	9.36	37.26	23.78	(+)56.69
800- Other Expenditure	38,09.55	..	..	38,09.55	27,02.12	(+)40.98
911- Deduct-Recoveries of Overpayments	..	(-)0.05	..	(-)0.05	..	..
<b>Total -2203</b>	<i>2.04</i>	..	..	..	..	..
	1,29,16.01	3,02.50	9.36	1,32,29.91	1,04,85.92	(+)26.17
Salary	41,03.71	..	23.40	41,27.11	33,62.31	(+)22.75
Grants-in-Aid	77,94.85	..	..	77,94.85	58,57.58	(+)33.07

## STATEMENT No. 15

## DETAILED STATEMENT OF REVENUE EXPENDITURE BY MINOR HEADS

Heads	Expenditure during the year 2015-16				Expenditure during the year 2014-15	Per cent Increase (+)/ Decrease (-)
	Non-Plan	State Plan	CP & GOI Share of CSS	Total		
1	2	3	4	5	6	7
<i>Figures in italics represent charged expenditure</i>					(₹ in lakh)	
<b>Expenditure Heads (Revenue Account)- Contd.</b>						
<b>B. Social Services - Contd.</b>						
<b>(a) Education, Sports, Art and Culture - Contd.</b>						
<b>2204- Sports and Youth Services</b>						
001- Direction and Administration	10,44.26	2,87.49	..	13,31.75	9,62.34	(+)38.39
101- Physical Education	1,86.67	4.43	..	1,91.10	1,33.87	(+)42.75
102- Youth Welfare Programmes for Students	14,64.65	7,68.02	..	22,32.67	23,37.59	(-)4.49
103- Youth Welfare Programmes for Non-students	48.00	5,99.54	..	6,47.54	6,27.83	(+)3.14
104- Sports and Games	4,84.63	..	..	4,84.63	4,78.47	(+)1.29
789- Special Component Plan for Scheduled Castes	..	77.17	..	77.17	1,79.74	(-)57.07
796- Tribal Area Sub-Plan	..	1,05.92	..	1,05.92	2,41.13	(-)56.07
911- Deduct-Recoveries of Overpayments	(-)4,37.26	(-)0.01	..	(-)4,37.27	(-)0.19	(+)230042.11
<b>Total -2204</b>	<b>27,90.95</b>	<b>18,42.56</b>	<b>..</b>	<b>46,33.51</b>	<b>49,60.78</b>	<b>(-)6.60</b>
<b>Salary</b>	<b>13,98.04</b>	<b>1,06.95</b>	<b>..</b>	<b>15,04.99</b>	<b>13,00.84</b>	<b>(+)15.69</b>
<b>Grants-in-Aid</b>	<b>2,46.30</b>	<b>5,77.56</b>	<b>..</b>	<b>8,23.86</b>	<b>8,86.87</b>	<b>(-)7.10</b>
<b>2205- Art and Culture</b>						
001- Direction and Administration	2,17.51	4,32.77	..	6,50.28	38,04.48	(-)82.91
101- Fine Arts Education	4,44.81	87.18	..	5,31.99	5,17.18	(+)2.86

## STATEMENT No. 15

## DETAILED STATEMENT OF REVENUE EXPENDITURE BY MINOR HEADS

Heads	Expenditure during the year 2015-16				Expenditure during the year 2014-15	Per cent Increase (+)/ Decrease (-)
	Non-Plan	State Plan	CP & GOI Share of CSS	Total		
1	2	3	4	5	6	7
<i>Figures in italics represent charged expenditure</i>					(₹ in lakh)	
<b>Expenditure Heads (Revenue Account)- Contd.</b>						
<b>B. Social Services - Contd.</b>						
<b>(a) Education, Sports, Art and Culture -Concl'd.</b>						
<b>2205- Art and Culture - Concl'd.</b>						
102- Promotion of Art and Culture	3,48.10	21,97.59	..	25,45.69	26,78.52	(-)4.96
103- Archaeology	1,76.37	1,96.75	..	3,73.12	2,80.67	(+)32.94
104- Archives	89.43	52.46	..	1,41.89	1,46.07	(-)2.86
105- Public Libraries	3,92.71	22.34	..	4,15.05	3,87.00	(+)7.25
106- Archaeological Survey	4.14	..	..	4.14	7.64	(-)45.81
107- Museums	2,51.79	1,47.51	..	3,99.30	3,33.61	(+)19.69
796- Tribal Area Sub-Plan	..	30.00	..	30.00	30.00	..
911- Deduct-Recoveries of Overpayments	(-)0.05	(-)0.51	..	(-)0.56	..	..
<b>Total -2205</b>	<b>19,24.81</b>	<b>31,66.09</b>	<b>..</b>	<b>50,90.90</b>	<b>81,85.17</b>	<b>(-)37.80</b>
<b>Salary</b>	<b>14,13.79</b>	<b>..</b>	<b>..</b>	<b>14,13.79</b>	<b>13,46.32</b>	<b>(+)5.01</b>
<b>Grants-in-Aid</b>	<b>3,02.00</b>	<b>20,95.28</b>	<b>..</b>	<b>23,97.28</b>	<b>45,00.57</b>	<b>(-)46.73</b>
<b>Total - (a) Education, Sports, Art and Culture</b>	<b>6.04</b>	<b>..</b>	<b>..</b>	<b>71,88,47.02</b>	<b>98,22,05.23</b>	<b>(+)12.56</b>
<b>Salary</b>	<b>57,70,56.76</b>	<b>2,38,78.53</b>	<b>23.40</b>	<b>60,09,58.69</b>	<b>51,56,98.81</b>	<b>(+)16.53</b>
<b>Grants-in-Aid</b>	<b>13,59,90.64</b>	<b>27,48,21.21</b>	<b>..</b>	<b>41,08,11.85</b>	<b>36,28,44.09</b>	<b>(+)13.22</b>

## STATEMENT No. 15

## DETAILED STATEMENT OF REVENUE EXPENDITURE BY MINOR HEADS

Heads	Expenditure during the year 2015-16				Expenditure during the year 2014-15	Per cent Increase (+)/ Decrease (-)
	Non-Plan	State Plan	CP & GOI Share of CSS	Total		
1	2	3	4	5	6	7
<i>Figures in italics represent charged expenditure</i>					(₹ in lakh)	
<b>Expenditure Heads (Revenue Account)- Contd.</b>						
<b>B. Social Services - Contd.</b>						
<b>(b) Health and Family Welfare</b>						
<b>2210- Medical and Public Health</b>						
<b><i>01- Urban Health Services-Allopathy</i></b>						
001- Direction and Administration	2,53,61.68	13,64.58	..	2,67,26.26	2,91,87.43	(-)8.43
102- Employees State Insurance Scheme	52,45.24	1,55.11	..	54,00.35	25,46.26	(+)112.09
110- Hospital and Dispensaries	4,15,83.50	15,09.00	..	4,30,92.50	3,69,98.06	(+)16.47
200- Other Health Schemes	15,45.75	..	..	15,45.75	14,04.97	(+)10.02
789- Special Component Plan for Scheduled Castes	..	14,00.00	..	14,00.00	17,53.04	(-)20.14
796- Tribal Area Sub-Plan	..	20,00.00	..	20,00.00	30,06.35	(-)33.47
800- Other Expenditure	..	6.88	..	..	..	..
	13,44.01	18,00.00	..	31,50.89	24,78.41	(+)27.13
911- Deduct-Recoveries of Overpayments	(-)90.47	..	..	(-)90.47	(-)50.29	(+)79.90
<b><i>Total - 01</i></b>	..	<b><i>6.88</i></b>	..	..	..	..
	<b><i>7,49,89.71</i></b>	<b><i>82,28.69</i></b>	..	<b><i>8,32,25.28</i></b>	<b><i>7,73,24.23</i></b>	<b><i>(+)7.63</i></b>
<b><i>02- Urban Health Services-Other Systems of Medicine</i></b>						
001- Direction and Administration	6,82.04	5,53.75	..	12,35.79	8,34.69	(+)48.05
101- Ayurveda	8,81.38	0.50	..	8,81.88	7,99.43	(+)10.31
102- Homeopathy	3,99.74	..	..	3,99.74	3,46.15	(+)15.48
103- Unani	11.33	..	..	11.33	13.53	(-)16.26



## STATEMENT No. 15

## DETAILED STATEMENT OF REVENUE EXPENDITURE BY MINOR HEADS

Heads	Expenditure during the year 2015-16				Expenditure during the year 2014-15	Per cent Increase (+)/ Decrease (-)
	Non-Plan	State Plan	CP & GOI Share of CSS	Total		
1	2	3	4	5	6	7
<i>Figures in italics represent charged expenditure</i>					(₹ in lakh)	
<b>Expenditure Heads (Revenue Account)- Contd.</b>						
<b>B. Social Services - Contd.</b>						
<b>(b) Health and Family Welfare - Contd.</b>						
<b>2210- Medical and Public Health - Contd.</b>						
<b>02- Urban Health Services-Other Systems of Medicine - Concltd.</b>						
789- Special Component Plan for Scheduled Castes	..	16,00.00	..	16,00.00	..	..
796- Tribal Area Sub-Plan	..	12,00.93	..	12,00.93	..	..
911- Deduct-Recoveries of Overpayments	(-)0.03	..	..	(-)0.03	(-)1.09	(-)97.25
<b>Total - 02</b>	<b>19,74.46</b>	<b>33,55.18</b>	<b>..</b>	<b>53,29.64</b>	<b>19,92.71</b>	<b>(+)167.46</b>
<b>03- Rural Health Services-Allopathy</b>						
103- Primary Health Centres	3,99,88.95	..	..	3,99,88.95	3,44,17.32	(+)16.19
110- Hospitals and Dispensaries	45,70.71	..	..	45,70.71	41,86.04	(+)9.19
789- Special Component Plan for Scheduled Castes	..	2,52,87.69	..	2,52,87.69	1,94,02.86	(+)30.33
796- Tribal Area Sub-Plan	..	3,39,83.82	..	3,39,83.82	1,27,16.53	(+)167.24
800- Other Expenditure	5,85.53	3,60,28.94	..	3,66,14.47	4,03,41.03	(-)9.24
911- Deduct-Recoveries of Overpayments	(-)47.32	(-)2.41	..	(-)49.73	(-)1.41	(+)3426.95
<b>Total - 03</b>	<b>4,50,97.87</b>	<b>9,52,98.04 (A)</b>	<b>..</b>	<b>14,03,95.91</b>	<b>11,10,62.37</b>	<b>(+)26.41</b>
<b>04- Rural Health Services-Other Systems of Medicine</b>						
101- Ayurveda	37,27.36	..	5.47	37,32.83	33,24.38	(+)12.29
102- Homeopathy	24,76.44	..	..	24,76.44	21,76.66	(+)13.77
103- Unani	28.34	..	..	28.34	25.58	(+)10.79

(A) Excludes ₹1,22,89.91 lakh (789=₹22,00.00 lakh, 796=₹30,00.00 and 800=₹70,89.91 lakh) met out of Contingency Fund during the year but not recouped to the fund till the closure of the year.

## STATEMENT No. 15

## DETAILED STATEMENT OF REVENUE EXPENDITURE BY MINOR HEADS

Heads	Expenditure during the year 2015-16				Expenditure during the year 2014-15	Per cent Increase (+)/ Decrease (-)
	Non-Plan	State Plan	CP & GOI Share of CSS	Total		
1	2	3	4	5	6	7
<i>Figures in italics represent charged expenditure</i>					(₹ in lakh)	
<b>Expenditure Heads (Revenue Account)- Contd.</b>						
<b>B. Social Services - Contd.</b>						
<b>(b) Health and Family Welfare - Contd.</b>						
<b>2210- Medical and Public Health - Contd.</b>						
<b>04- Rural Health Services-Other Systems of Medicine - Concltd.</b>						
911- Deduct-Recoveries of Overpayments	(-1.06)	..	..	(-1.06)	(-)0.87	(+)21.84
<b>Total - 04</b>	<b>62,31.08</b>	..	<b>5.47</b>	<b>62,36.55</b>	<b>55,25.75</b>	<b>(+)12.86</b>
<b>05- Medical Education, Training and Research</b>						
101- Ayurveda	7,73.51	..	..	7,73.51	6,20.89	(+)24.58
102- Homeopathy	5,58.90	..	85.08	6,43.98	4,93.39	(+)30.52
105- Allopathy	1,82,71.34	1,42,77.56	..	3,25,48.90	2,29,69.57	(+)41.70
789- Special Component Plan for Scheduled Castes	..	4,49.99	..	4,49.99	89.66	(+)401.88
796- Tribal Area Sub-Plan	..	50.00	..	50.00	1,62.62	(-)69.25
800- Other Expenditure	14,38.90	..	..	14,38.90	10,95.06	(+)31.40
911- Deduct-Recoveries of Overpayments	(-)66.34	..	..	(-)66.34	(-)40.81	(+)62.56
<b>Total - 05</b>	<b>2,09,76.31</b>	<b>1,47,77.55</b>	<b>85.08</b>	<b>3,58,38.94</b>	<b>2,53,90.38</b>	<b>(+)41.15</b>
<b>06- Public Health</b>						
001- Direction and Administration	60,78.88	..	..	60,78.88	55,36.48	(+)9.80

## STATEMENT No. 15

## DETAILED STATEMENT OF REVENUE EXPENDITURE BY MINOR HEADS

Heads	Expenditure during the year 2015-16				Expenditure during the year 2014-15	Per cent Increase (+)/ Decrease (-)
	Non-Plan	State Plan	CP & GOI Share of CSS	Total		
1	2	3	4	5	6	7
<i>Figures in italics represent charged expenditure</i>					(₹ in lakh)	
<b>Expenditure Heads (Revenue Account)- Contd.</b>						
<b>B. Social Services - Contd.</b>						
<b>(b) Health and Family Welfare - Contd.</b>						
<b>2210- Medical and Public Health - Contd.</b>						
<b>06- Public Health - Concl.</b>						
101- Prevention and Control of Diseases	86,98.13	99,82.58	..	1,86,80.71	1,13,15.55	(+)65.09
104- Drug Control	7,54.17	..	..	7,54.17	7,11.86	(+)5.94
107- Public Health Laboratories	2,00.33	..	..	2,00.33	1,93.30	(+)3.64
113- Public Health Publicity	86.05	..	..	86.05	75.10	(+)14.58
789- Special Component Plan for Scheduled Castes	..	3,72.17	..	3,72.17	14,97.98	(-)75.16
796- Tribal Area Sub-Plan	..	6,61.64	..	6,61.64	69,35.18	(-)90.46
800- Other Expenditure	12.05	..	..	12.05	12.05	..
911- Deduct-Recoveries of Overpayments	(-)5.98	(-)0.46	..	(-)6.44	(-)1.17	(+)450.43
<b>Total - 06</b>	<b>1,58,23.63</b>	<b>1,10,15.93</b>	<b>..</b>	<b>2,68,39.56</b>	<b>2,62,76.33</b>	<b>(+)2.14</b>
<b>80- General</b>						
004- Health Statistics and Evaluation	9,91.73	..	..	9,91.73	9,86.52	(+)0.53
800- Other Expenditure	..	..	..	..	27,07.58	..
911- Deduct-Recoveries of Overpayments	(-)0.49	..	..	(-)0.49	..	..
<b>Total - 80</b>	<b>9,91.24</b>	<b>..</b>	<b>..</b>	<b>9,91.24</b>	<b>36,94.10</b>	<b>(-)73.17</b>

## STATEMENT No. 15

## DETAILED STATEMENT OF REVENUE EXPENDITURE BY MINOR HEADS

Heads	Expenditure during the year 2015-16				Expenditure during the year 2014-15	Per cent Increase (+)/ Decrease (-)
	Non-Plan	State Plan	CP & GOI Share of CSS	Total		
1	2	3	4	5	6	7
<i>Figures in italics represent charged expenditure</i>					(₹ in lakh)	
<b>Expenditure Heads (Revenue Account)- Contd.</b>						
<b>B. Social Services - Contd.</b>						
<b>(b) Health and Family Welfare - Contd.</b>						
<b>2210- Medical and Public Health - Concl.</b>						
<b>Total -2210</b>	..	6.88	..			
	16,60,84.30	13,26,75.39	90.55	29,88,57.12	25,12,65.87	(+)18.94
<b>Salary</b>	12,26,56.55	1,87,64.44	..	14,14,20.99	10,81,98.77	(+)30.70
<b>Grants-in-Aid</b>	59,49.02	8,70,28.26	..	9,29,77.28	7,54,68.29	(+)23.20
<b>2211- Family Welfare</b>						
001- Direction and Administration	57.02	2,81.61	..	3,38.63	7,47.71	(-)54.71
003- Training	..	3,30.11	..	3,30.11	7,32.12	(-)54.91
101- Rural Family Welfare Services	18,66.50	69,92.96	9.41	88,68.87	1,40,42.63	(-)36.84
102- Urban Family Welfare Services	6,61.53	1,29.96	..	7,91.49	8,36.34	(-)5.36
104- Transport	44.11	..	..	44.11	45.21	(-)2.43
200- Other Services and Supplies	..	..	14,90.07	14,90.07	9,84.92	(+)51.29
789- Special Component Plan for Scheduled Castes	..	2.86	2.86	5.72	4.66	(+)22.75
796- Tribal Area Sub-Plan	..	47,34.78	5.38	47,40.16	87,02.22	(-)45.53
911- Deduct-Recoveries of Overpayments	(-)7.62	(-)0.05	(-)2.01	(-)9.68	(-)8.69	(+)11.39
<b>Total -2211</b>	26,21.54	1,24,72.23	15,05.71	1,65,99.48	2,60,87.12	(-)36.37
<b>Salary</b>	25,87.61	1,17,40.92	31.17	1,43,59.70	2,43,45.12	(-)41.02

## STATEMENT No. 15

## DETAILED STATEMENT OF REVENUE EXPENDITURE BY MINOR HEADS

Heads	Expenditure during the year 2015-16				Expenditure during the year 2014-15	Per cent Increase (+)/ Decrease (-)
	Non-Plan	State Plan	CP & GOI Share of CSS	Total		
1	2	3	4	5	6	7

*Figures in italics represent charged expenditure* (₹ in lakh)

## Expenditure Heads (Revenue Account)- Contd.

## B. Social Services - Contd.

## (b) Health and Family Welfare -Concl.

## 2211- Family Welfare - Concl.

Grants-in-Aid	..	17.00	..	17.00	17.00	..
Total - (b) Health and Family Welfare	..	6.88	..			
	16,87,05.84	14,51,47.62	15,96.26	31,54,56.60	27,73,52.99	(+)13.74
Salary	12,52,44.16	3,05,05.36	31.17	15,57,80.69	13,25,43.89	(+)17.53
Grants-in-Aid	59,49.02	8,70,45.26	..	9,29,94.28	7,54,85.29	(+)23.20

## (c) Water Supply, Sanitation, Housing and Urban Development

## 2215- Water Supply and Sanitation

## 01- Water Supply

001- Direction and Administration	93,34.00	..	..	93,34.00	81,93.38	(+)13.92
003- Training	..	4.75	..	4.75	..	..
052- Machinery and Equipment	23,92.86	..	..	23,92.86	20,59.01	(+)16.21
101- Urban Water Supply Programmes	2,68,12.37	1,00.00	..	2,69,12.37	2,39,16.09	(+)12.53
102- Rural Water Supply Programmes	72,65.34	2,05,11.25	..	2,77,76.59	3,15,28.44	(-)11.90
789- Special Component Plan for Scheduled Castes	..	79,74.81	..	79,74.81	72,87.79	(+)9.43
796- Tribal Area Sub-Plan	..	69,00.00	..	69,00.00	96,04.43	(-)28.16

## STATEMENT No. 15

## DETAILED STATEMENT OF REVENUE EXPENDITURE BY MINOR HEADS

Heads	Expenditure during the year 2015-16				Expenditure during the year 2014-15	Per cent Increase (+)/ Decrease (-)
	Non-Plan	State Plan	CP & GOI Share of CSS	Total		
1	2	3	4	5	6	7
<i>Figures in italics represent charged expenditure</i>					(₹ in lakh)	
<b>Expenditure Heads (Revenue Account)- Contd.</b>						
<b>B. Social Services - Contd.</b>						
<b>(c) Water Supply, Sanitation, Housing and Urban Development - Contd.</b>						
<b>2215- Water Supply and Sanitation - Contd.</b>						
<b>01- Water Supply - Concl.</b>						
800- Other Expenditure	5.50	..	..	5.50	2.08	(+)163.16
911- Deduct-Recoveries of Overpayments	(-)1.81	..	..	(-)1.81	(-)1.67	(+)8.38
<b>Total - 01</b>	<b>5.50</b>	<b>..</b>	<b>..</b>	<b>5.50</b>		
	<b>4,58,02.76</b>	<b>3,54,90.81</b>	<b>..</b>	<b>8,12,99.07</b>	<b>8,25,89.55</b>	<b>(-)1.56</b>
<b>02- Sewerage and Sanitation</b>						
003- Training	3.04	..	..	3.04	5.65	(-)46.19
105- Sanitation Services	..	7,14,94.61	..	7,14,94.61	50,12.28	(+)1326.39
107- Sewerage Services	15,64.07	51,66.25	..	67,30.32	94,13.15	(-)28.50
789- Special Component Plan for Scheduled Castes	..	1,84,30.89	..	1,84,30.89	30,34.24	(+)507.43
796- Tribal Area Sub-Plan	..	2,09,80.34	..	2,09,80.34	51,42.69	(+)307.96
<b>Total - 02</b>	<b>15,67.11</b>	<b>11,60,72.09</b>	<b>..</b>	<b>11,76,39.20</b>	<b>2,26,08.01</b>	<b>(+)420.34</b>
<b>Total -2215</b>	<b>5.50</b>	<b>..</b>	<b>..</b>	<b>5.50</b>		
	<b>4,73,69.87</b>	<b>15,15,62.90</b>	<b>..</b>	<b>19,89,38.27</b>	<b>10,51,97.56</b>	<b>(+)89.11</b>
<b>Salary</b>	<b>90,99.74</b>	<b>..</b>	<b>..</b>	<b>90,99.74</b>	<b>79,47.85</b>	<b>(+)14.49</b>

## STATEMENT No. 15

## DETAILED STATEMENT OF REVENUE EXPENDITURE BY MINOR HEADS

Heads	Expenditure during the year 2015-16				Expenditure during the year 2014-15	Per cent Increase (+)/ Decrease (-)
	Non-Plan	State Plan	CP & GOI Share of CSS	Total		
1	2	3	4	5	6	7
<i>Figures in italics represent charged expenditure</i>					(₹ in lakh)	
<b>Expenditure Heads (Revenue Account)- Contd.</b>						
<b>B. Social Services - Contd.</b>						
<b>(c) Water Supply, Sanitation, Housing and Urban Development - Contd.</b>						
<b>2215- Water Supply and Sanitation - Concltd.</b>						
Grants-in-Aid	..	11,61,72.09	..	11,61,72.09	2,02,48.00	(+)473.75
<b>2216- Housing</b>						
<i>05- General Pool Accommodation</i>						
053- Maintenance and Repairs	4,84.23	..	..	4,84.23	..	..
	3,05,86.33	..	..	3,10,70.56	2,77,48.07	(+)11.97
800- Other Expenditure	1,89.98	..	..	1,89.98	1,70.30	(+)11.56
<b>Total - 05</b>	<b>4,84.23</b>	..	..	<b>3,12,60.54</b>	<b>2,79,18.37</b>	<b>(+)11.97</b>
<i>80- General</i>						
789- Special Component Plan for Scheduled Castes	..	82.65	..	82.65	2,47.94	(-)66.67
796- Tribal Area Sub-Plan	..	1,10.65	..	1,10.65	3,31.95	(-)66.67
800- Other Expenditure	..	3,06.70	..	3,06.70	9,20.10	(-)66.67
<b>Total - 80</b>	..	<b>5,00.00</b>	..	<b>5,00.00</b>	<b>14,99.99</b>	<b>(-)66.67</b>
<b>Total -2216</b>	<b>4,84.23</b>	..	..	<b>3,17,60.54</b>	<b>2,94,18.36</b>	<b>(+)7.96</b>

## STATEMENT No. 15

## DETAILED STATEMENT OF REVENUE EXPENDITURE BY MINOR HEADS

Heads	Expenditure during the year 2015-16				Expenditure during the year 2014-15	Per cent Increase (+)/ Decrease (-)
	Non-Plan	State Plan	CP & GOI Share of CSS	Total		
1	2	3	4	5	6	7
<i>Figures in italics represent charged expenditure</i>					(₹ in lakh)	
<b>Expenditure Heads (Revenue Account)- Contd.</b>						
<b>B. Social Services - Contd.</b>						
<b>(c) Water Supply, Sanitation, Housing and Urban Development - Contd.</b>						
<b>2216- Housing - Concltd.</b>						
Salary	1,68.01	..	..	1,68.01	1,57.00	(+)7.01
Grants-in-Aid	52.21	5,00.00	..	5,52.21	15,23.05	(-)63.74
<b>2217- Urban Development</b>						
<i>01- State Capital Development</i>						
001- Direction and Administration	..	11.04	..	11.04	3.37	(+)227.60
191- Assistance to Municipal Corporations	..	30.00	..	30.00	30.00	..
800- Other Expenditure	..	8,99.99	..	8,99.99	10,00.00	(-)10.00
<b>Total - 01</b>	..	<b>9,41.03</b>	..	<b>9,41.03</b>	<b>10,33.37</b>	<b>(-)8.94</b>
<i>03- Integrated Development of Small and Medium Towns</i>						
001- Direction and Administration	56.17	..	..	56.17	57.70	(-)2.65
911- Deduct-Recoveries of Overpayments	(-)0.06	..	..	(-)0.06	..	..
<b>Total - 03</b>	<b>56.11</b>	..	..	<b>56.11</b>	<b>57.70</b>	<b>(-)2.76</b>
<i>04- Slum Area Improvement</i>						
191- Assistance to Municipal Corporations	..	7,00.65	..	7,00.65	48,76.85	(-)85.63
192- Assistance to Municipalities/Municipal Councils	..	2,55.47	..	2,55.47	34,47.27	(-)92.59



## STATEMENT No. 15

## DETAILED STATEMENT OF REVENUE EXPENDITURE BY MINOR HEADS

Heads	Expenditure during the year 2015-16				Expenditure during the year 2014-15	Per cent Increase (+)/ Decrease (-)
	Non-Plan	State Plan	CP & GOI Share of CSS	Total		
1	2	3	4	5	6	7
<i>Figures in italics represent charged expenditure</i>					(₹ in lakh)	
<b>Expenditure Heads (Revenue Account)- Contd.</b>						
<b>B. Social Services - Contd.</b>						
<b>(c) Water Supply, Sanitation, Housing and Urban Development - Contd.</b>						
<b>2217- Urban Development - Contd.</b>						
<b>04- Slum Area Improvement - Concltd.</b>						
193- Assistance to Nagar Panchayats/Notified Area Councils (NACs) or equivalent thereof	..	..	..	..	98.15	..
789- Special Component Plan for Scheduled Castes	..	4,22.15	..	4,22.15	35,25.09	(-)88.02
796- Tribal Area Sub-Plan	..	5,28.54	..	5,28.54	33,87.96	(-)84.40
800- Other Expenditure	..	6,10.00	..	6,10.00	41,93.84	(-)85.45
<b>Total - 04</b>	..	<b>25,16.81</b>	..	<b>25,16.81</b>	<b>1,95,29.16</b>	<b>(-)87.11</b>
<b>05- Other Urban Development Schemes</b>						
191- Assistance to Municipal Corporations	71,15.27	3,32.33	..	74,47.60	57,05.63	(+)30.53
192- Assistance to Municipalities/Municipal Councils	73,87.99	5,36.11	..	79,24.10	84,21.68	(-)5.91
193- Assistance to Nagar Panchayats/NACs or equivalent thereof	28,53.32	2,51.70	..	31,05.02	29,95.98	(+)3.64
789- Special Component Plan for Scheduled Castes	..	94,40.26	..	94,40.26	34,37.44	(+)174.63
796- Tribal Area Sub-Plan	..	1,26,43.68	..	1,26,43.68	45,07.27	(+)180.52
800- Other Expenditure	..	3,39,59.56	..	3,39,59.56	80,95.24	(+)319.50
911- Deduct-Recoveries of Overpayments	(-)10,00.00	..	..	(-)10,00.00	..	..
<b>Total - 05</b>	<b>1,63,56.58</b>	<b>5,71,63.64</b>	..	<b>7,35,20.22</b>	<b>3,31,63.24</b>	<b>(+)121.69</b>

## STATEMENT No. 15

## DETAILED STATEMENT OF REVENUE EXPENDITURE BY MINOR HEADS

Heads	Expenditure during the year 2015-16				Expenditure during the year 2014-15	Per cent Increase (+)/ Decrease (-)
	Non-Plan	State Plan	CP & GOI Share of CSS	Total		
1	2	3	4	5	6	7
<i>Figures in italics represent charged expenditure</i>					(₹ in lakh)	
<b>Expenditure Heads (Revenue Account)- Contd.</b>						
<b>B. Social Services - Contd.</b>						
<b>(c) Water Supply, Sanitation, Housing and Urban Development -Concl.</b>						
<b>2217- Urban Development - Concl.</b>						
<b>80- General</b>						
001- Direction and Administration	8,86.58	..	..	8,86.58	8,52.30	(+)4.02
911- Deduct-Recoveries of Overpayments	(-)0.02	..	..	(-)0.02	..	..
<b>Total - 80</b>	<b>8,86.56</b>	<b>..</b>	<b>..</b>	<b>8,86.56</b>	<b>8,52.30</b>	<b>(+)4.02</b>
<b>Total -2217</b>	<b>1,72,99.25</b>	<b>6,06,21.48</b>	<b>..</b>	<b>7,79,20.73</b>	<b>5,46,35.77</b>	<b>(+)42.62</b>
<b>Salary</b>	<b>9,12.85</b>	<b>..</b>	<b>..</b>	<b>9,12.85</b>	<b>8,82.10</b>	<b>(+)3.49</b>
<b>Grants-in-Aid</b>	<b>1,73,56.58</b>	<b>6,04,60.44</b>	<b>..</b>	<b>7,78,17.02</b>	<b>5,32,18.95</b>	<b>(+)46.22</b>
<b>Total - (c) Water Supply, Sanitation, Housing and Urban Development</b>	<b>4,89.73</b>	<b>..</b>	<b>..</b>	<b>9,54,45.43</b>	<b>21,26,84.38</b>	<b>(+)63.07</b>
<b>Salary</b>	<b>1,01,80.60</b>	<b>..</b>	<b>..</b>	<b>1,01,80.60</b>	<b>89,86.95</b>	<b>(+)13.28</b>
<b>Grants-in-Aid</b>	<b>1,74,08.79</b>	<b>17,71,32.53</b>	<b>..</b>	<b>19,45,41.32</b>	<b>7,49,90.00</b>	<b>(+)159.42</b>
<b>(d) Information and Broadcasting</b>						
<b>2220- Information and Publicity</b>						
<b>01- Films</b>						
105- Production of Films	..	27.44	..	27.44	14.40	(+)90.56
<b>Total - 01</b>	<b>..</b>	<b>27.44</b>	<b>..</b>	<b>27.44</b>	<b>14.40</b>	<b>(+)90.56</b>

## STATEMENT No. 15

## DETAILED STATEMENT OF REVENUE EXPENDITURE BY MINOR HEADS

Heads	Expenditure during the year 2015-16				Expenditure during the year 2014-15	Per cent Increase (+)/ Decrease (-)
	Non-Plan	State Plan	CP & GOI Share of CSS	Total		
1	2	3	4	5	6	7
<i>Figures in italics represent charged expenditure</i>					(₹ in lakh)	
<b>Expenditure Heads (Revenue Account)- Contd.</b>						
<b>B. Social Services - Contd.</b>						
<b>(d) Information and Broadcasting -Concl.</b>						
<b>2220- Information and Publicity - Concl.</b>						
<b>60- Others</b>						
001- Direction and Administration	26,88.17	17.00	..	27,05.17	23,91.33	(+)13.12
101- Advertising and Visual Publicity	..	67.87	..	67.87	77.57	(-)12.50
102- Information Centres	2,88.29	9.55	..	2,97.84	2,67.54	(+)11.33
103- Press Information Services	..	1,03.55	..	1,03.55	1,03.22	(+)0.32
106- Field Publicity	11,44.68	1,90.85	..	13,35.53	12,29.69	(+)8.61
789- Special Component Plan for Scheduled Castes	..	34.06	..	34.06	43.36	(-)21.45
796- Tribal Area Sub-Plan	..	43.33	..	43.33	67.34	(-)35.65
911- Deduct-Recoveries of Overpayments	(-)25.38	..	..	(-)25.38	(-)0.54	(+)4600.00
<b>Total - 60</b>	<b>40,95.76</b>	<b>4,66.21</b>	<b>..</b>	<b>45,61.97</b>	<b>41,79.51</b>	<b>(+)9.15</b>
<b>Total -2220</b>	<b>40,95.76</b>	<b>4,93.65</b>	<b>..</b>	<b>45,89.41</b>	<b>41,93.91</b>	<b>(+)9.43</b>
<b>Salary</b>	<b>21,84.95</b>	<b>..</b>	<b>..</b>	<b>21,84.95</b>	<b>20,30.53</b>	<b>(+)7.60</b>
<b>Total - (d) Information and Broadcasting</b>	<b>40,95.76</b>	<b>4,93.65</b>	<b>..</b>	<b>45,89.41</b>	<b>41,93.91</b>	<b>(+)9.43</b>
<b>Salary</b>	<b>21,84.95</b>	<b>..</b>	<b>..</b>	<b>21,84.95</b>	<b>20,30.53</b>	<b>(+)7.60</b>

## STATEMENT No. 15

## DETAILED STATEMENT OF REVENUE EXPENDITURE BY MINOR HEADS

Heads	Expenditure during the year 2015-16				Expenditure during the year 2014-15	Per cent Increase (+)/ Decrease (-)
	Non-Plan	State Plan	CP & GOI Share of CSS	Total		
1	2	3	4	5	6	7
<i>Figures in italics represent charged expenditure</i>					(₹ in lakh)	
<b>Expenditure Heads (Revenue Account)- Contd.</b>						
<b>B. Social Services - Contd.</b>						
<b>(e) Welfare of Scheduled Castes, Scheduled Tribes and Other Backward Classes</b>						
<b>2225- Welfare of Schedule Castes, Scheduled Tribes and Other Backward Classes</b>						
<b>01- Welfare of Scheduled Castes</b>						
190- Assistance to Public Sector and Other Undertakings	..	1,87.99	..	1,87.99	1,50.00	(+)25.33
277- Education	1,66,72.15	2,52,50.14	..	4,19,22.29	2,73,03.05	(+)53.54
793- Special Central Assistance for Scheduled Castes Component Plan	..	..	23,98.01	23,98.01	22,58.45	(+)6.18
911- Deduct-Recoveries of Overpayments	(-)50.09	..	..	(-)50.09	(-)3.93	(+)1174.55
<b>Total - 01</b>	<b>1,66,22.06</b>	<b>2,54,38.13</b>	<b>23,98.01</b>	<b>4,44,58.20</b>	<b>2,97,07.57</b>	<b>(+)49.65</b>
<b>02- Welfare of Scheduled Tribes</b>						
102- Economic Development	..	8,00.00	..	8,00.00	79,86.56	(-)89.98
277- Education	5,53,54.04	2,95,98.65	2,50.30	8,52,02.99	5,94,09.75	(+)43.42
794- Special Central Assistance for Tribal Sub-Plan	..	2,97,47.26	..	2,97,47.26	2,53,96.19	(+)17.13
796- Tribal Area Sub-Plan	..	28,55.34	50,41.00	78,96.34	64,36.14	(+)22.69
800- Other Expenditure	..	1,28.25	..	1,28.25	1,17.48	(+)9.17
911- Deduct-Recoveries of Overpayments	(-)7,83.82	(-)0.01	..	(-)7,83.83	(-)10.35	(+)7465.93
<b>Total - 02</b>	<b>5,45,70.22</b>	<b>6,31,29.49</b>	<b>52,91.30</b>	<b>12,29,91.01</b>	<b>9,93,35.77</b>	<b>(+)23.81</b>

## STATEMENT No. 15

## DETAILED STATEMENT OF REVENUE EXPENDITURE BY MINOR HEADS

Heads	Expenditure during the year 2015-16				Expenditure during the year 2014-15	Per cent Increase (+)/ Decrease (-)
	Non-Plan	State Plan	CP & GOI Share of CSS	Total		
1	2	3	4	5	6	7
<i>Figures in italics represent charged expenditure</i>					(₹ in lakh)	
<b>Expenditure Heads (Revenue Account)- Contd.</b>						
<b>B. Social Services - Contd.</b>						
<b>(e) Welfare of Scheduled Castes, Scheduled Tribes and Other Backward Classes - Contd.</b>						
<b>2225- Welfare of Schedule Castes, Scheduled Tribes and Other Backward Classes - Contd.</b>						
<b>03- Welfare of Backward Classes</b>						
190- Assistance to Public Sector and Other Undertakings	..	22.65	..	22.65	12.00	(+)88.75
277- Education	11,99.60	32,24.37	..	44,23.97	31,12.41	(+)42.14
800- Other Expenditure	30.69	19.80	..	50.49	52.01	(-)2.92
911- Deduct-Recoveries of Overpayments	(-)35.65	..	..	(-)35.65	(-)0.16	(+)22181.25
<b>Total - 03</b>	<b>11,94.64</b>	<b>32,66.82</b>	<b>..</b>	<b>44,61.46</b>	<b>31,76.26</b>	<b>(+)40.46</b>
<b>04- Welfare of Minorities</b>						
190- Assistance to Public Sector and Other Undertakings	..	25.00	..	25.00	25.00	..
277- Education	..	64.77	..	64.77	5,18.72	(-)87.51
800- Other Expenditure	2,23.05	27.00	10,00.00	12,50.05	43.00	(+)2807.09
911- Deduct-Recoveries of Overpayments	(-)19.59	..	..	(-)19.59	..	..
<b>Total - 04</b>	<b>2,03.46</b>	<b>1,16.77</b>	<b>10,00.00</b>	<b>13,20.23</b>	<b>5,86.72</b>	<b>(+)125.02</b>
<b>80- General</b>						
001- Direction and Administration	29,99.48	1,11.26	..	31,10.74	27,98.11	(+)11.17

## STATEMENT No. 15

## DETAILED STATEMENT OF REVENUE EXPENDITURE BY MINOR HEADS

Heads	Expenditure during the year 2015-16				Expenditure during the year 2014-15	Per cent Increase (+)/ Decrease (-)
	Non-Plan	State Plan	CP & GOI Share of CSS	Total		
1	2	3	4	5	6	7
<i>Figures in italics represent charged expenditure</i>					(₹ in lakh)	
<b>Expenditure Heads (Revenue Account)- Contd.</b>						
<b>B. Social Services - Contd.</b>						
<b>(e) Welfare of Scheduled Castes, Scheduled Tribes and Other Backward Classes -Concltd.</b>						
<b>2225- Welfare of Schedule Castes, Scheduled Tribes and Other Backward Classes - Concltd.</b>						
<b>80- General - Concltd.</b>						
800- Other Expenditure	69,16.88	24,00.18	..	93,17.06	73,30.97	(+)27.09
911- Deduct-Recoveries of Overpayments	(-)1.51	(-)0.11	..	(-)1.62	(-)1.08	(+)50.00
<b>Total - 80</b>	<b>99,14.85</b>	<b>25,11.33</b>	<b>..</b>	<b>1,24,26.18</b>	<b>1,01,28.00</b>	<b>(+)22.69</b>
<b>Total -2225</b>	<b>8,25,05.23</b>	<b>9,44,62.54</b>	<b>86,89.31</b>	<b>18,56,57.08</b>	<b>14,29,34.32</b>	<b>(+)29.89</b>
<b>Salary</b>	<b>2,82,44.86</b>	<b>17,50.91</b>	<b>..</b>	<b>2,99,95.77</b>	<b>2,59,66.25</b>	<b>(+)15.52</b>
<b>Subsidy</b>	<b>..</b>	<b>2,10.64</b>	<b>..</b>	<b>2,10.64</b>	<b>1,62.00</b>	<b>(+)30.02</b>
<b>Grants-in-Aid</b>	<b>14,37.37</b>	<b>3,17,04.22</b>	<b>84,39.01</b>	<b>4,15,80.60</b>	<b>3,32,48.05</b>	<b>(+)25.06</b>
<b>Total - (e) Welfare of Scheduled Castes, Scheduled Tribes and Other Backward Classes</b>	<b>8,25,05.23</b>	<b>9,44,62.54</b>	<b>86,89.31</b>	<b>18,56,57.08</b>	<b>14,29,34.32</b>	<b>(+)29.89</b>
<b>Salary</b>	<b>2,82,44.86</b>	<b>17,50.91</b>	<b>..</b>	<b>2,99,95.77</b>	<b>2,59,66.25</b>	<b>(+)15.52</b>
<b>Subsidy</b>	<b>..</b>	<b>2,10.64</b>	<b>..</b>	<b>2,10.64</b>	<b>1,62.00</b>	<b>(+)30.02</b>
<b>Grants-in-Aid</b>	<b>14,37.37</b>	<b>3,17,04.22</b>	<b>84,39.01</b>	<b>4,15,80.60</b>	<b>3,32,48.05</b>	<b>(+)25.06</b>

## STATEMENT No. 15

## DETAILED STATEMENT OF REVENUE EXPENDITURE BY MINOR HEADS

Heads	Expenditure during the year 2015-16				Expenditure during the year 2014-15	Per cent Increase (+)/ Decrease (-)
	Non-Plan	State Plan	CP & GOI Share of CSS	Total		
1	2	3	4	5	6	7
<i>Figures in italics represent charged expenditure</i>					(₹ in lakh)	
<b>Expenditure Heads (Revenue Account)- Contd.</b>						
<b>B. Social Services - Contd.</b>						
<b>(f) Labour and Labour Welfare</b>						
<b>2230- Labour and Employment</b>						
<i>01- Labour</i>						
001- Direction and Administration	13,53.91	85,47.20	..	99,01.11	97,54.49	(+)1.50
101- Industrial Relations	2,47.48	..	..	2,47.48	2,39.79	(+)3.21
102- Working Conditions and Safety	4,50.58	35.88	..	4,86.46	4,31.32	(+)12.78
103- General Labour Welfare	2,17.42	..	..	2,17.42	2,00.58	(+)8.40
277- Education	..	2,12.00	..	2,12.00	1,90.98	(+)11.01
789- Special Component Plan for Scheduled Castes	..	22,62.02	..	22,62.02	25,22.00	(-)10.31
796- Tribal Area Sub-Plan	..	30,13.23	..	30,13.23	34,20.58	(-)11.91
800- Other Expenditure	..	40.46	..	40.46	98.16	(-)58.78
911- Deduct-Recoveries of Overpayments	(-)2.96	..	..	(-)2.96	(-)1.66	(+)78.31
<b>Total - 01</b>	<b>22,66.43</b>	<b>1,41,10.79</b>	<b>..</b>	<b>1,63,77.22</b>	<b>1,68,56.24</b>	<b>(-)2.84</b>

## STATEMENT No. 15

## DETAILED STATEMENT OF REVENUE EXPENDITURE BY MINOR HEADS

Heads	Expenditure during the year 2015-16				Expenditure during the year 2014-15	Per cent Increase (+)/ Decrease (-)
	Non-Plan	State Plan	CP & GOI Share of CSS	Total		
1	2	3	4	5	6	7
<i>Figures in italics represent charged expenditure</i>					(₹ in lakh)	
<b>Expenditure Heads (Revenue Account)- Contd.</b>						
<b>B. Social Services - Contd.</b>						
<b>(f) Labour and Labour Welfare - Contd.</b>						
<b>2230- Labour and Employment - Contd.</b>						
<b>02- Employment</b>						
001- Direction and Administration	2,04.27	9.98	..	2,14.25	1,83.30	(+)16.88
004- Research, Survey and Statistics	1,02.77	..	..	1,02.77	92.08	(+)11.61
101- Employment Services	8,68.87	..	..	8,68.87	8,02.45	(+)8.28
789- Special Component Plan for Scheduled Castes	..	6,01.54	..	6,01.54	13,82.71	(-)56.50
796- Tribal Area Sub-Plan	..	8,02.30	..	8,02.30	7,79.96	(+)2.86
800- Other Expenditure	56.07	21,36.15	..	21,92.22	29,07.27	(-)24.60
911- Deduct-Recoveries of Overpayments	(-)0.13	(-)0.09	..	(-)0.22	..	..
<b>Total - 02</b>	<b>12,31.85</b>	<b>35,49.88</b>	<b>..</b>	<b>47,81.73</b>	<b>61,47.77</b>	<b>(-)22.22</b>
<b>03- Training</b>						
003- Training of Craftsmen and Supervisors	27,85.92	4,81.62	..	32,67.54	27,59.18	(+)18.42
102- Apprenticeship Training	2,62.12	..	..	2,62.12	1,70.58	(+)53.66
789- Special Component Plan for Scheduled Castes	..	1,33.35	..	1,33.35	1,06.20	(+)25.56
796- Tribal Area Sub-Plan	..	3,76.85	..	3,76.85	1,76.21	(+)113.86
911- Deduct-Recoveries of Overpayments	(-)0.52	..	..	(-)0.52	..	..
<b>Total - 03</b>	<b>30,47.52</b>	<b>9,91.82</b>	<b>..</b>	<b>40,39.34</b>	<b>32,12.17</b>	<b>(+)25.75</b>



## STATEMENT No. 15

## DETAILED STATEMENT OF REVENUE EXPENDITURE BY MINOR HEADS

Heads	Expenditure during the year 2015-16				Expenditure during the year 2014-15	Per cent Increase (+)/ Decrease (-)
	Non-Plan	State Plan	CP & GOI Share of CSS	Total		
1	2	3	4	5	6	7

*Figures in italics represent charged expenditure*

(₹ in lakh)

## Expenditure Heads (Revenue Account)- Contd.

## B. Social Services - Contd.

## (f) Labour and Labour Welfare -Concl.

## 2230- Labour and Employment - Concl.

Total -2230	65,45.80	1,86,52.49	..	2,51,98.29	2,62,16.18	(-)3.88
Salary	54,42.97	4,38.87	..	58,81.84	51,80.89	(+)13.53
Grants-in-Aid	..	1,64,02.53	..	1,64,02.53	1,91,51.56	(-)14.35
Total - (f) Labour and Labour Welfare	65,45.80	1,86,52.49	..	2,51,98.29	2,62,16.18	(-)3.88
Salary	54,42.97	4,38.87	..	58,81.84	51,80.89	(+)13.53
Grants-in-Aid	..	1,64,02.53	..	1,64,02.53	1,91,51.56	(-)14.35

## (g) Social Welfare and Nutrition

## 2235- Social Security and Welfare

## 01- Rehabilitation

105- Repatriates from Sri Lanka	..	..	1.55	1.55	0.75	(+)106.67
Total - 01	..	..	1.55	1.55	0.75	(+)106.67

## 02- Social Welfare

001- Direction and Administration	13,99.43	..	..	13,99.43	12,50.51	(+)11.91
101- Welfare of Handicapped	20,02.24	14,23.18	..	34,25.42	34,52.87	(-)0.79
102- Child Welfare	21.79	8,69,41.10	..	8,69,62.89	8,75,64.37	(-)0.69

## STATEMENT No. 15

## DETAILED STATEMENT OF REVENUE EXPENDITURE BY MINOR HEADS

Heads	Expenditure during the year 2015-16				Expenditure during the year 2014-15	Per cent Increase (+)/ Decrease (-)
	Non-Plan	State Plan	CP & GOI Share of CSS	Total		
1	2	3	4	5	6	7
<i>Figures in italics represent charged expenditure</i>					(₹ in lakh)	
<b>Expenditure Heads (Revenue Account)- Contd.</b>						
<b>B. Social Services - Contd.</b>						
<b>(g) Social Welfare and Nutrition - Contd.</b>						
<b>2235- Social Security and Welfare - Contd.</b>						
<b>02- Social Welfare - Concltd.</b>						
103- Women's Welfare	0.30	1,68,09.34	..	1,68,09.64	1,49,38.54	(+)12.53
104- Welfare of Aged, Infirm and Destitute	..	14.63	..	14.63	4,59.25	(-)96.81
106- Correctional Services	6,34.40	6.00	..	6,40.40	5,68.48	(+)12.65
107- Assistance to Voluntary Organisations	45.51	..	..	45.51	15.00	(+)203.40
200- Other Programmes	1,38.45	43.66	..	1,82.11	1,71.30	(+)6.31
789- Special Component Plan for Scheduled Castes	..	3,01,16.53	..	3,01,16.53	2,75,52.63	(+)9.31
796- Tribal Area Sub-Plan	..	4,64,30.78	..	4,64,30.78	4,24,08.11	(+)9.49
800- Other Expenditure	2.00	50.00	..	52.00	20.00	(+)160.00
911- Deduct-Recoveries of Overpayments	(-)87.83	(-)0.48	..	(-)88.31	(-)10.06	(+)776.09
<b>Total - 02</b>	<b>41,56.29</b>	<b>18,18,34.74</b>	<b>..</b>	<b>18,59,91.03</b>	<b>17,83,90.99</b>	<b>(+)4.26</b>
<b>60- Other Social Security and Welfare Programmes</b>						
101- Personal Accident Insurance Scheme for poor families	1,04.65	32,20.60	..	33,25.25	32,91.45	(+)1.03
102- Pensions under Social Security Schemes	3,41,78.84	7,67,64.10	..	11,09,42.94	10,35,97.61	(+)7.09
200- Other Programmes	10,46.39	12,43.00	..	22,89.39	22,60.42	(+)1.28

## STATEMENT No. 15

## DETAILED STATEMENT OF REVENUE EXPENDITURE BY MINOR HEADS

Heads	Expenditure during the year 2015-16				Expenditure during the year 2014-15	Per cent Increase (+)/ Decrease (-)
	Non-Plan	State Plan	CP & GOI Share of CSS	Total		
1	2	3	4	5	6	7

*Figures in italics represent charged expenditure* (₹ in lakh)

## Expenditure Heads (Revenue Account)- Contd.

## B. Social Services - Contd.

## (g) Social Welfare and Nutrition - Contd.

## 2235- Social Security and Welfare - Concl.

## 60- Other Social Security and Welfare Programmes - Concl.

789- Special Component Plan for Scheduled Castes	..	2,25,07.35	..	2,25,07.35	2,04,42.86	(+)10.10
796- Tribal Area Sub-Plan	..	3,04,65.38	..	3,04,65.38	2,77,36.51	(+)9.84
800- Other Expenditure	1,88.66	..	..	1,88.66	1,36.64	(+)38.07
911- Deduct-Recoveries of Overpayments	(-)2.15	(-)3.58	..	(-)5.73	(-)0.18	(+)3083.33
<b>Total - 60</b>	<b>3,55,16.39</b>	<b>13,41,96.85</b>	<b>..</b>	<b>16,97,13.24</b>	<b>15,74,65.31</b>	<b>(+)7.78</b>
<b>Total -2235</b>	<b>3,96,72.68</b>	<b>31,60,31.59</b>	<b>1.55</b>	<b>35,57,05.82</b>	<b>33,58,57.06</b>	<b>(+)5.91</b>
<b>Salary</b>	<b>34,18.02</b>	<b>1,29,21.77</b>	<b>..</b>	<b>1,63,39.79</b>	<b>1,53,70.11</b>	<b>(+)6.31</b>
<b>Subsidy</b>	<b>..</b>	<b>1,49.00</b>	<b>..</b>	<b>1,49.00</b>	<b>60.00</b>	<b>(+)148.33</b>
<b>Grants-in-Aid</b>	<b>17,39.74</b>	<b>27,40.46</b>	<b>0.80</b>	<b>44,81.00</b>	<b>85,84.74</b>	<b>(-)47.80</b>

## 2236- Nutrition

## 02- Distribution of Nutritious Food and Beverages

001- Direction and Administration	3,47.17	..	..	3,47.17	2,86.20	(+)21.30
101- Special Nutrition programmes	..	46,43.28	..	46,43.28	48,55.14	(-)4.36
789- Special Component Plan for Scheduled Castes	..	9,76.87	..	9,76.87	15,87.06	(-)38.45

## STATEMENT No. 15

## DETAILED STATEMENT OF REVENUE EXPENDITURE BY MINOR HEADS

Heads	Expenditure during the year 2015-16				Expenditure during the year 2014-15	Per cent Increase (+)/ Decrease (-)
	Non-Plan	State Plan	CP & GOI Share of CSS	Total		
1	2	3	4	5	6	7
<i>Figures in italics represent charged expenditure</i>					(₹ in lakh)	
<b>Expenditure Heads (Revenue Account)- Contd.</b>						
<b>B. Social Services - Contd.</b>						
<b>(g) Social Welfare and Nutrition - Contd.</b>						
<b>2236- Nutrition - Concltd.</b>						
<b>02- Distribution of Nutritious Food and Beverages - Concltd.</b>						
796- Tribal Area Sub-Plan	..	14,69.44	..	14,69.44	22,29.13	(-)34.08
911- Deduct-Recoveries of Overpayments	(-)0.39	(-)30.12	..	(-)30.51	(-)0.51	(+)5882.35
<b>Total - 02</b>	<b>3,46.78</b>	<b>70,59.47</b>	<b>..</b>	<b>74,06.25</b>	<b>89,57.02</b>	<b>(-)17.31</b>
<b>Total -2236</b>	<b>3,46.78</b>	<b>70,59.47</b>	<b>..</b>	<b>74,06.25</b>	<b>89,57.02</b>	<b>(-)17.31</b>
<b>Salary</b>	<b>3,34.46</b>	<b>..</b>	<b>..</b>	<b>3,34.46</b>	<b>2,71.95</b>	<b>(+)22.99</b>
<b>Grants-in-Aid</b>					<b>..</b>	
<b>2245- Relief on account of Natural Calamities</b>						
<b>01- Drought</b>						
800- Other Expenditure	3,75,40.08	..	..	3,75,40.08	1,08.66	(+)34448.21
911- Deduct-Recoveries of Overpayments	(-)0.49	..	..	(-)0.49	..	..
<b>Total - 01</b>	<b>3,75,39.59</b>	<b>..</b>	<b>..</b>	<b>3,75,39.59</b>	<b>1,08.66</b>	<b>(+)34447.75</b>
<b>02- Floods, Cyclones etc.</b>						
101- Gratuitous Relief	25,37.19	..	..	25,37.19	50,35.66	(-)49.62
104- Supply of Fodder	..	..	..	..	4,73.61	..

## STATEMENT No. 15

## DETAILED STATEMENT OF REVENUE EXPENDITURE BY MINOR HEADS

Heads	Expenditure during the year 2015-16				Expenditure during the year 2014-15	Per cent Increase (+)/ Decrease (-)
	Non-Plan	State Plan	CP & GOI Share of CSS	Total		
1	2	3	4	5	6	7

*Figures in italics represent charged expenditure*

(₹ in lakh)

**Expenditure Heads (Revenue Account)- Contd.****B. Social Services - Contd.****(g) Social Welfare and Nutrition - Contd.****2245- Relief on account of Natural Calamities - Contd.****02- Floods, Cyclones etc. - Contd.**

106- Repairs and restoration of damaged Roads and Bridges	3,56.88	..	..	3,56.88	71,72.27	(-)95.02
109- Repairs and restoration of damaged Water Supply, Drainage and Sewerage Works	..	..	..	..	3,11.07	..
111- Ex-gratia payments to Bereaved Families	11,36.88	..	..	11,36.88	1,60.53	(+)608.20
112- Evacuation of population	28,21.10	24,80.36	..	53,01.46	5,03.97	(+)951.94
113- Assistance for repair/reconstruction of Houses	12,80.41	..	..	12,80.41	24,47.61	(-)47.69
114- Assistance to Farmers for purchase of Agricultural Inputs	2,21,40.58	..	..	2,21,40.58	3,02,86.08	(-)26.90
115- Assistance to Farmers to clear sand/silt/salinity from lands	15.46	..	..	15.46	1,18.66	(-)86.97
117- Assistance to Farmers for purchase of Livestock	19.58	..	..	19.58	0.84	(+)2230.95
119- Assistance to Artisans for repairs/replacement of damaged Tools and Equipments	29.00	..	..	29.00	7.40	(+)291.89
122- Repairs and restoration of damaged Irrigation and Flood Control Works	19,42.49	..	..	19,42.49	75,36.49	(-)74.23
193- Assistance to Nagar Panchayats/NACs or equivalent thereof	..	2,85,53.16	..	2,85,53.16	4,26,90.70	(-)33.12

## STATEMENT No. 15

## DETAILED STATEMENT OF REVENUE EXPENDITURE BY MINOR HEADS

Heads	Expenditure during the year 2015-16				Expenditure during the year 2014-15	Per cent Increase (+)/ Decrease (-)
	Non-Plan	State Plan	CP & GOI Share of CSS	Total		
1	2	3	4	5	6	7
<i>Figures in italics represent charged expenditure</i>					(₹ in lakh)	
<b>Expenditure Heads (Revenue Account)- Contd.</b>						
<b>B. Social Services - Contd.</b>						
<b>(g) Social Welfare and Nutrition - Contd.</b>						
<b>2245- Relief on account of Natural Calamities - Contd.</b>						
<b>02- Floods, Cyclones etc. - Concl.</b>						
789- Special Component Plan for Scheduled Castes	..	74,82.53	..	74,82.53	84,32.00	(-)11.26
796- Tribal Area Sub-Plan	..	1,07,54.38	..	1,07,54.38	1,21,04.33	(-)11.15
800- Other Expenditure	37,07.44	..	..	37,07.44	21,53.19	(+)72.18
911- Deduct-Recoveries of Overpayments	(-)2,53,33.49	(-)0.02	..	(-)2,53,33.51	(-)3,79.15	(+)6581.66
<b>Total - 02</b>	<b>1,06,53.52</b>	<b>4,92,70.41</b>	<b>..</b>	<b>5,99,23.93</b>	<b>11,90,55.26</b>	<b>(-)49.67</b>
<b>05- State Disaster Response Fund</b>						
101- Transfers to Reserve Funds and Deposit Accounts-State Disaster Response Fund	11,51,34.78	..	..	11,51,34.78	3,69,31.70	(+)211.75
901- Deduct- Amount met from State Disaster Response Fund	(-)8,79,77.79	..	..	(-)8,79,77.79	(-)4,00,48.88	(+)119.68
<b>Total - 05</b>	<b>2,71,56.99</b>	<b>..</b>	<b>..</b>	<b>2,71,56.99</b>	<b>(-)31,17.18</b>	<b>(-)971.20</b>
<b>80- General</b>						
800- Other Expenditure	1,51,09.00	..	..	1,51,09.00	5,00.00	(+)2921.80
911- Deduct-Recoveries of Overpayments	(-)69.22	..	..	(-)69.22	(-)2,71.31	(-)74.49
<b>Total - 80</b>	<b>1,50,39.78</b>	<b>..</b>	<b>..</b>	<b>1,50,39.78</b>	<b>2,28.69</b>	<b>(+)6476.49</b>

## STATEMENT No. 15

## DETAILED STATEMENT OF REVENUE EXPENDITURE BY MINOR HEADS

Heads	Expenditure during the year 2015-16				Expenditure during the year 2014-15	Per cent Increase (+)/ Decrease (-)
	Non-Plan	State Plan	CP & GOI Share of CSS	Total		
1	2	3	4	5	6	7

*Figures in italics represent charged expenditure*

(₹ in lakh)

## Expenditure Heads (Revenue Account)- Contd.

## B. Social Services - Contd.

## (g) Social Welfare and Nutrition -Concl.

## 2245- Relief on account of Natural Calamities - Concl.

Total -2245	9,03,89.88	4,92,70.41	..	13,96,60.29	11,62,75.43	(+)20.11
Salary	6,47.99	..	..	6,47.99	5,14.92	(+)25.84
Subsidy	7,43,05.12	..	..	7,43,05.12	3,05,13.40	(+)143.52
Grants-in-Aid	..	4,67,60.80	..	4,67,60.80	6,23,00.00	(-)24.94
Total - (g) Social Welfare and Nutrition	13,04,09.34	37,23,61.47	1.55	50,27,72.36	46,10,89.50	(+)9.04
Salary	44,00.47	1,29,21.77	..	1,73,22.24	1,61,56.98	(+)7.21
Subsidy	7,43,05.12	1,49.00	..	7,44,54.12	3,05,73.40	(+)143.53
Grants-in-Aid	17,39.74	4,95,01.26	0.80	5,12,41.80	7,08,84.74	(-)27.71

## (h) Others

## 2250- Other Social Services

101- Donations for Charitable Purposes	4.60	..	..	4.60	8.50	(-)45.88
102- Administration of Religious and Charitable Endowments Acts	4,55.48	..	..	4,55.48	5,86.01	(-)22.27
103- Upkeep of Shrines, Temples etc.	33,97.32	41,00.00	..	74,97.32	41,15.14	(+)82.19
789- Special Component Plan for Scheduled Castes	..	23.96	..	23.96	9.91	(+)141.78

## STATEMENT No. 15

## DETAILED STATEMENT OF REVENUE EXPENDITURE BY MINOR HEADS

Heads	Expenditure during the year 2015-16				Expenditure during the year 2014-15	Per cent Increase (+)/ Decrease (-)
	Non-Plan	State Plan	CP & GOI Share of CSS	Total		
1	2	3	4	5	6	7
<i>Figures in italics represent charged expenditure</i>					(₹ in lakh)	
<b>Expenditure Heads (Revenue Account)- Contd.</b>						
<b>B. Social Services - Contd.</b>						
<b>(h) Others - Contd.</b>						
<b>2250- Other Social Services - Concl.</b>						
796- Tribal Area Sub-Plan	..	46.67	..	46.67	15.68	(+)197.64
800- Other Expenditure	1.86	1,53.22	..	1,55.08	80.72	(+)92.12
911- Deduct-Recoveries of Overpayments	..	..	..	..	(-)0.18	..
<b>Total -2250</b>	<b>38,59.26</b>	<b>43,23.85</b>	<b>..</b>	<b>81,83.11</b>	<b>48,15.78</b>	<b>(+)69.92</b>
<b>Salary</b>	<b>4,42.61</b>	<b>..</b>	<b>..</b>	<b>4,42.61</b>	<b>5,11.58</b>	<b>(-)13.48</b>
<b>Grants-in-Aid</b>	<b>33,90.20</b>	<b>41,00.00</b>	<b>..</b>	<b>74,90.20</b>	<b>41,57.08</b>	<b>(+)80.18</b>
<b>2251- Secretariat-Social Services</b>						
090- Secretariat	<i>31.93</i>	..	..	..	..	..
	61,09.30	20,13.45	25.12	81,79.80	82,90.41	(-)1.33
092- Other Offices	1,04.37	..	..	1,04.37	65.83	(+)58.54
911- Deduct-Recoveries of Overpayments	(-)2.31	..	..	(-)2.31	(-)2.30	(+)0.43
<b>Total -2251</b>	<b>31.93</b>	<b>..</b>	<b>..</b>	<b>..</b>	<b>..</b>	<b>..</b>
	<b>62,11.36</b>	<b>20,13.45</b>	<b>25.12</b>	<b>82,81.86</b>	<b>83,53.94</b>	<b>(-)0.86</b>
<b>Salary</b>	<b>56,54.92</b>	<b>48.59</b>	<b>24.22</b>	<b>57,27.73</b>	<b>60,53.50</b>	<b>(-)5.38</b>
<b>Grants-in-Aid</b>	<b>2.00</b>	<b>..</b>	<b>..</b>	<b>2.00</b>	<b>31.50</b>	<b>(-)93.65</b>



## STATEMENT No. 15

## DETAILED STATEMENT OF REVENUE EXPENDITURE BY MINOR HEADS

Heads	Expenditure during the year 2015-16				Expenditure during the year 2014-15	Per cent Increase (+)/ Decrease (-)
	Non-Plan	State Plan	CP & GOI Share of CSS	Total		
1	2	3	4	5	6	7

*Figures in italics represent charged expenditure* (₹ in lakh)

## Expenditure Heads (Revenue Account)- Contd.

## B. Social Services - Concl'd.

## (h) Others -Concl'd.

## Total - (h) Others

	<i>31.93</i>	..	..			
	<b>1,00,70.62</b>	<b>63,37.30</b>	<b>25.12</b>	<b>1,64,64.97</b>	<b>1,31,69.72</b>	<b>(+)25.02</b>
Salary	<b>60,97.53</b>	<b>48.59</b>	<b>24.22</b>	<b>61,70.34</b>	<b>65,65.08</b>	<b>(-)6.01</b>
Grants-in-Aid	<b>33,92.20</b>	<b>41,00.00</b>	..	<b>74,92.20</b>	<b>41,88.58</b>	<b>(+)78.87</b>
Total - B.Social Services	<i>5,27.70</i>	<i>6.88</i>	..			
	<b>1,21,66,25.04</b>	<b>1,23,68,31.00</b>	<b>1,03,25.60</b>	<b>2,46,43,16.22</b>	<b>2,09,64,13.54</b>	<b>(+)17.55</b>
Salary	<b>75,88,52.30</b>	<b>6,95,44.03</b>	<b>78.79</b>	<b>82,84,75.12</b>	<b>71,31,29.38</b>	<b>(+)16.17</b>
Subsidy	<b>7,43,05.12</b>	<b>3,59.64</b>	..	<b>7,46,64.76</b>	<b>3,07,35.40</b>	<b>(+)142.93</b>
Grants-in-Aid	<b>16,59,17.76</b>	<b>64,07,07.02</b>	<b>84,39.81</b>	<b>81,50,64.59</b>	<b>64,07,92.30</b>	<b>(+)27.20</b>

## C. Economic Services

## (a) Agriculture and Allied Activities

## 2401- Crop Husbandry

001- Direction and Administration	2,41,89.90	..	..	2,41,89.90	2,25,55.62	(+)7.25
102- Food Grain Crops	1,24.70	..	..	1,24.70	1,00.68	(+)23.86
103- Seeds	19,53.21	46,87.64	..	66,40.85	53,18.58	(+)24.86
105- Manures and Fertilizers	74.19	..	..	74.19	75.69	(-)1.98

**STATEMENT No. 15**

**DETAILED STATEMENT OF REVENUE EXPENDITURE BY MINOR HEADS**

Heads	Expenditure during the year 2015-16				Expenditure during the year 2014-15	Per cent Increase (+)/ Decrease (-)
	Non-Plan	State Plan	CP & GOI Share of CSS	Total		
1	2	3	4	5	6	7
<i>Figures in italics represent charged expenditure</i>					<i>(₹ in lakh)</i>	
<b>Expenditure Heads (Revenue Account)- Contd.</b>						
<b>C. Economic Services - Contd.</b>						
<b>(a) Agriculture and Allied Activities - Contd.</b>						
<b>2401- Crop Husbandry - Contd.</b>						
107- Plant Protection	4,94.35	..	..	4,94.35	4,68.20	(+)5.59
108- Commercial Crops	8,67.83	..	..	8,67.83	8,22.25	(+)5.54
109- Extension and Farmers' Training	12,01.40	3,16.56	..	15,17.96	15,02.60	(+)1.02
110- Crop Insurance	..	95,00.00	..	95,00.00	95,00.00	..
111- Agricultural Economics and Statistics	6,89.51	..	26,21.28	33,10.79	32,35.28	(+)2.33
113- Agricultural Engineering	4,48.86	..	..	4,48.86	4,07.61	(+)10.12
115- Scheme of Small/Marginal farmers and agricultural labour	..	42,25.11	..	42,25.11	30,98.30	(+)36.37
119- Horticulture and Vegetable Crops	6,71.26	1,15,42.80	..	1,22,14.06	82,24.39	(+)48.51
789- Special Component Plan for Scheduled Castes	..	4,37,42.26	..	4,37,42.26	3,65,53.40	(+)19.67
796- Tribal Area Sub-Plan	..	5,25,60.53	..	5,25,60.53	4,67,16.84	(+)12.51
800- Other Expenditure	0.78	..	..	..	..	..
	10,46.89	12,24,92.85	..	12,35,40.52	8,59,95.66	(+)43.66
911- Deduct-Recoveries of Overpayments	(-)35.34	(-)1,14.14	(-)0.56	(-)1,50.04	(-)2,48.27	(-)39.57

## STATEMENT No. 15

## DETAILED STATEMENT OF REVENUE EXPENDITURE BY MINOR HEADS

Heads	Expenditure during the year 2015-16				Expenditure during the year 2014-15	Per cent Increase (+)/ Decrease (-)
	Non-Plan	State Plan	CP & GOI Share of CSS	Total		
1	2	3	4	5	6	7

*Figures in italics represent charged expenditure* (₹ in lakh)

## Expenditure Heads (Revenue Account)- Contd.

## C. Economic Services - Contd.

## (a) Agriculture and Allied Activities - Contd.

## 2401- Crop Husbandry - Concltd.

Total -2401	<i>0.78</i>	..	..	28,33,01.87	22,43,26.83	(+)26.29
Salary	3,17,26.76	24,89,53.61	26,20.72	3,22,89.89	3,00,56.76	(+)7.43
Subsidy	..	2,12,05.43	..	2,12,05.43	1,50,12.23	(+)41.25
Grants-in-Aid	3,41.00	..	..	3,41.00	3,41.00	..
<b>2402- Soil and Water Conservation</b>						
001- Direction and Administration	34,90.73	..	..	34,90.73	31,55.04	(+)10.64
101- Soil Survey and Testing	7,68.84	..	..	7,68.84	6,94.13	(+)10.76
102- Soil Conservation	22,11.59	..	..	22,11.59	19,99.47	(+)10.61
103- Land reclamation and Development	..	1,06,78.89	..	1,06,78.89	2,23,07.36	(-)52.13
109- Extension and Training	71.11	..	..	71.11	77.37	(-)8.09
789- Special Component Plan for Scheduled Castes	..	28,54.05	..	28,54.05	64,38.01	(-)55.67
796- Tribal Area Sub-Plan	..	32,83.72	..	32,83.72	4,83.95	(+)578.52
800- Other Expenditure	20.00	..	..	20.00	18.85	(+)6.10
911- Deduct-Recoveries of Overpayments	(-)0.04	..	..	(-)0.04	(-)62.95	(-)99.94

## STATEMENT No. 15

## DETAILED STATEMENT OF REVENUE EXPENDITURE BY MINOR HEADS

Heads	Expenditure during the year 2015-16				Expenditure during the year 2014-15	Per cent Increase (+)/ Decrease (-)
	Non-Plan	State Plan	CP & GOI Share of CSS	Total		
1	2	3	4	5	6	7
<i>Figures in italics represent charged expenditure</i>					(₹ in lakh)	
<b>Expenditure Heads (Revenue Account)- Contd.</b>						
<b>C. Economic Services - Contd.</b>						
<b>(a) Agriculture and Allied Activities - Contd.</b>						
<b>2402- Soil and Water Conservation - Concltd.</b>						
Total -2402	65,62.23	1,68,16.66	..	2,33,78.89	3,51,11.23	(-)33.41
Salary	61,13.80	..	..	61,13.80	55,21.38	(+)10.73
Grants-in-Aid	2,59.24	..	..	2,59.24	2,38.37	(+)8.76
<b>2403- Animal Husbandry</b>						
001- Direction and Administration	3.12	..	..	..	..	..
	17,62.13	..	..	17,65.25	13,96.81	(+)26.38
101- Veterinary Services and Animal Health	1,53,20.62	28,72.49	5.00	1,81,98.11	1,66,26.91	(+)9.45
102- Cattle and Buffalo Development	50,03.91	..	..	50,03.91	42,16.58	(+)18.67
103- Poultry Development	4,54.15	71.85	..	5,26.00	4,75.44	(+)10.63
104- Sheep and Wool Development	53.20	39.60	..	92.80	70.88	(+)30.93
105- Piggery Development	13.88	..	..	13.88	7.88	(+)76.14
106- Other Livestock Development	22.29	..	..	22.29	18.62	(+)19.71
107- Fodder and Feed Development	2,35.29	2,15.55	..	4,50.84	4,82.45	(-)6.55
109- Extension and Training	86.66	2,08.00	..	2,94.66	2,21.67	(+)32.93
113- Administrative Investigation and Statistics	95.16	57.98	57.98	2,11.12	57.83	(+)265.07
789- Special Component Plan for Scheduled Castes	..	10,52.82	18.68	10,71.50	9,91.35	(+)8.09

## STATEMENT No. 15

## DETAILED STATEMENT OF REVENUE EXPENDITURE BY MINOR HEADS

Heads	Expenditure during the year 2015-16				Expenditure during the year 2014-15	Per cent Increase (+)/ Decrease (-)
	Non-Plan	State Plan	CP & GOI Share of CSS	Total		
1	2	3	4	5	6	7
<i>Figures in italics represent charged expenditure</i>					(₹ in lakh)	
<b>Expenditure Heads (Revenue Account)- Contd.</b>						
<b>C. Economic Services - Contd.</b>						
<b>(a) Agriculture and Allied Activities - Contd.</b>						
<b>2403- Animal Husbandry - Concltd.</b>						
796- Tribal Area Sub-Plan	..	13,48.91	25.60	13,74.51	13,13.74	(+)4.63
800- Other Expenditure	78.50	73.28	9.00	1,60.78	1,17.36	(+)37.00
911- Deduct-Recoveries of Overpayments	(-)0.50	(-)0.02	..	(-)0.52	(-)89.54	(-)99.42
<b>Total -2403</b>	<i>3.12</i>	..	..	<b>2,91,85.13</b>	<b>2,59,07.98</b>	<b>(+)12.65</b>
<b>Salary</b>	<b>2,24,18.62</b>	..	<b>1,82.28</b>	<b>2,26,00.90</b>	<b>1,97,57.27</b>	<b>(+)14.39</b>
<b>Grants-in-Aid</b>	<b>78.50</b>	..	<b>30.00</b>	<b>1,08.50</b>	<b>1,20.37</b>	<b>(-)9.86</b>
<b>2404- Dairy Development</b>						
001- Direction and Administration	1,02.00	15,53.06	..	16,55.06	12,32.09	(+)34.33
191- Assistance to Co-operatives and other Bodies	..	..	..	..	12,20.80	..
789- Special Component Plan for Scheduled Castes	..	5,47.94	..	5,47.94	3,75.33	(+)45.99
796- Tribal Area Sub-Plan	..	5,94.01	..	5,94.01	4,99.35	(+)18.96
911- Deduct-Recoveries of Overpayments	(-)0.04	..	..	(-)0.04	..	..
<b>Total -2404</b>	<b>1,01.96</b>	<b>26,95.01</b>	..	<b>27,96.97</b>	<b>33,27.57</b>	<b>(-)15.95</b>
<b>Salary</b>	<b>99.83</b>	..	..	<b>99.83</b>	<b>47.61</b>	<b>(+)109.68</b>
<b>Grants-in-Aid</b>	..	<b>1,06.99</b>	..	<b>1,06.99</b>	<b>11,06.80</b>	<b>(-)90.33</b>

## STATEMENT No. 15

## DETAILED STATEMENT OF REVENUE EXPENDITURE BY MINOR HEADS

Heads	Expenditure during the year 2015-16				Expenditure during the year 2014-15	Per cent Increase (+)/ Decrease (-)
	Non-Plan	State Plan	CP & GOI Share of CSS	Total		
1	2	3	4	5	6	7
<i>Figures in italics represent charged expenditure</i>					(₹ in lakh)	
<b>Expenditure Heads (Revenue Account)- Contd.</b>						
<b>C. Economic Services - Contd.</b>						
<b>(a) Agriculture and Allied Activities - Contd.</b>						
<b>2405- Fisheries</b>						
001- Direction and Administration	23,41.59	..	..	23,41.59	19,53.44	(+)19.87
101- Inland Fisheries	18,73.33	20,07.63	4,97.99	43,78.95	47,20.76	(-)7.24
102- Estuarine/Brackish water Fisheries	37.67	..	..	37.67	33.00	(+)14.15
103- Marine Fisheries	4,13.53	14,67.82	1,50.37	20,31.72	9,64.27	(+)110.70
109- Extension and Training	1,45.69	65.00	..	2,10.69	1,79.67	(+)17.26
120- Fisheries Co-operatives	1,94.49	..	..	1,94.49	1,94.09	(+)0.21
190- Assistance to Public Sector and Other Undertakings	..	90.60	..	90.60	55.00	(+)64.73
789- Special Component Plan for Scheduled Castes	..	10,28.33	20.52	10,48.85	10,63.89	(-)1.41
796- Tribal Area Sub-Plan	..	7,45.85	..	7,45.85	3,18.39	(+)134.26
800- Other Expenditure	..	1,89.30	..	1,89.30	1,50.00	(+)26.20
911- Deduct-Recoveries of Overpayments	(-)10.07	..	..	(-)10.07	(-)0.61	(+)1550.82
<b>Total -2405</b>	<b>49,96.23</b>	<b>55,94.53</b>	<b>6,68.88</b>	<b>1,12,59.64</b>	<b>96,31.90</b>	<b>(+)16.90</b>
<b>Salary</b>	<b>43,69.34</b>	..	<b>20.00</b>	<b>43,89.34</b>	<b>37,89.82</b>	<b>(+)15.82</b>
<b>Subsidy</b>	..	<b>5,16.55</b>	..	<b>5,16.55</b>	<b>6,01.41</b>	<b>(-)14.11</b>
<b>Grants-in-Aid</b>	<b>4,00.00</b>	..	<b>10,07.66</b>	<b>14,07.66</b>	<b>13,51.17</b>	<b>(+)4.18</b>

## STATEMENT No. 15

## DETAILED STATEMENT OF REVENUE EXPENDITURE BY MINOR HEADS

Heads	Expenditure during the year 2015-16				Expenditure during the year 2014-15	Per cent Increase (+)/ Decrease (-)
	Non-Plan	State Plan	CP & GOI Share of CSS	Total		
1	2	3	4	5	6	7

*Figures in italics represent charged expenditure* (₹ in lakh)

## Expenditure Heads (Revenue Account)- Contd.

## C. Economic Services - Contd.

## (a) Agriculture and Allied Activities - Contd.

## 2406- Forestry and Wild Life

## 01- Forestry

001- Direction and Administration	5.35	..	..	..	..	..
	18,53.65	..	..	18,59.00	17,75.31	(+)4.71
003- Training and Education	4,40.79	..	..	4,40.79	3,96.96	(+)11.04
004- Research	2,53.72	..	..	2,53.72	2,58.16	(-)1.72
005- Survey and Utilisation of Forest Resources	5,70.75	..	..	5,70.75	5,55.35	(+)2.77
013- Statistics	90.96	..	..	90.96	87.12	(+)4.41
070- Communication and Buildings	6,99.94	..	..	6,99.94	7,55.70	(-)7.38
101- Forest Conservation, Development and Regeneration	1,66,50.70	2,72.00	..	1,69,22.70	2,11,43.72	(-)19.96
102- Social and Farm Forestry	1,19.07	97,09.65	..	98,28.72	1,07,50.42	(-)8.57
105- Forest Produce	72.64	..	..	72.64	72.59	(+)0.07
109- Extension and Training	..	12.00	..	12.00	20.50	(-)41.46
111- Departmental working of Forest Coupes and Depots	1,74.16	..	..	1,74.16	1,48.41	(+)17.35
201- Government Trading in Kendu Leaves	47,56.22	..	..	47,56.22	44,25.65	(+)7.47
789- Special Component Plan for Scheduled Castes	..	46,70.00	..	46,70.00	45,06.14	(+)3.64

## STATEMENT No. 15

## DETAILED STATEMENT OF REVENUE EXPENDITURE BY MINOR HEADS

Heads	Expenditure during the year 2015-16				Expenditure during the year 2014-15	Per cent Increase (+)/ Decrease (-)
	Non-Plan	State Plan	CP & GOI Share of CSS	Total		
1	2	3	4	5	6	7
<i>Figures in italics represent charged expenditure</i>					(₹ in lakh)	
<b>Expenditure Heads (Revenue Account)- Contd.</b>						
<b>C. Economic Services - Contd.</b>						
<b>(a) Agriculture and Allied Activities - Contd.</b>						
<b>2406- Forestry and Wild Life - Contd.</b>						
<b>01- Forestry - Concl.</b>						
796- Tribal Area Sub-Plan	..	53,19.63	..	53,19.63	54,87.34	(-)3.06
800- Other Expenditure	40.86	..	..	40.86	37.56	(+)8.79
911- Deduct-Recoveries of Overpayments	(-)1.86	..	..	(-)1.86	(-)1.82	(+)1.64
<b><i>Total - 01</i></b>	<b><i>5.35</i></b>	<b><i>..</i></b>	<b><i>..</i></b>	<b><i>4,57,10.23</i></b>	<b><i>5,04,19.11</i></b>	<b><i>(-)9.34</i></b>
<b>02- Environmental Forestry and Wild Life</b>						
110- Wild Life Preservation	39,02.82	29,17.32	65.48	68,85.62	68,61.00	(+)0.36
111- Zoological Park	8,13.07	..	..	8,13.07	7,37.84	(+)10.20
789- Special Component Plan for Scheduled Castes	..	5,02.04	17.58	5,19.62	6,15.50	(-)15.58
796- Tribal Area Sub-Plan	..	8,85.63	23.60	9,09.23	10,37.68	(-)12.38
800- Other Expenditure	..	..	..	..	2.00	..
911- Deduct-Recoveries of Overpayment	(-)0.13	..	..	(-)0.13	(-)0.87	(-)85.06



## STATEMENT No. 15

## DETAILED STATEMENT OF REVENUE EXPENDITURE BY MINOR HEADS

Heads	Expenditure during the year 2015-16				Expenditure during the year 2014-15	Per cent Increase (+)/ Decrease (-)
	Non-Plan	State Plan	CP & GOI Share of CSS	Total		
1	2	3	4	5	6	7

*Figures in italics represent charged expenditure* (₹ in lakh)

## Expenditure Heads (Revenue Account)- Contd.

## C. Economic Services - Contd.

## (a) Agriculture and Allied Activities - Contd.

## 2406- Forestry and Wild Life - Concl'd.

## 02- Environmental Forestry and Wild Life - Concl'd.

*Total - 02*

<i>47,15.76</i>	<i>43,04.99</i>	<i>1,06.66</i>	<i>91,27.41</i>	<i>92,53.15</i>	<i>(-)1.36</i>
-----------------	-----------------	----------------	-----------------	-----------------	----------------

## Total -2406

<i>5.35</i>	<i>..</i>	<i>..</i>			
-------------	-----------	-----------	--	--	--

<i>3,04,37.36</i>	<i>2,42,88.27</i>	<i>1,06.66</i>	<i>5,48,37.64</i>	<i>5,96,72.26</i>	<i>(-)8.10</i>
-------------------	-------------------	----------------	-------------------	-------------------	----------------

## Salary

<i>2,74,93.12</i>	<i>1,36.63</i>	<i>..</i>	<i>2,76,29.75</i>	<i>2,51,17.87</i>	<i>(+)10.00</i>
-------------------	----------------	-----------	-------------------	-------------------	-----------------

## Grants-in-Aid

<i>..</i>	<i>..</i>	<i>..</i>	<i>..</i>	<i>49,84.00</i>	<i>(-)100.00</i>
-----------	-----------	-----------	-----------	-----------------	------------------

## 2408- Food, Storage and Warehousing

## 01- Food

101- Procurement and Supply	28,66.61	60,01.07	..	88,67.68	2,77,07.22	(-)68.00
102- Food Subsidies	11,17,78.75	3,18.64	..	11,20,97.39	12,15,26.81	(-)7.76
190- Assistance to Public Sector and Other Undertakings	..	6,20.00	..	6,20.00	5,34.54	(+)15.99
789- Special Component Plan for Scheduled Castes	..	1,20.94	..	1,20.94	1,18.85	(+)1.76
796- Tribal Area Sub-Plan	..	1,43.40	..	1,43.40	1,39.95	(+)2.47
800- Other Expenditure	..	5,81.93	..	5,81.93	10,88.24	(-)46.53

## STATEMENT No. 15

## DETAILED STATEMENT OF REVENUE EXPENDITURE BY MINOR HEADS

Heads	Expenditure during the year 2015-16				Expenditure during the year 2014-15	Per cent Increase (+)/ Decrease (-)
	Non-Plan	State Plan	CP & GOI Share of CSS	Total		
1	2	3	4	5	6	7

*Figures in italics represent charged expenditure* (₹ in lakh)

## Expenditure Heads (Revenue Account)- Contd.

## C. Economic Services - Contd.

## (a) Agriculture and Allied Activities - Contd.

## 2408- Food, Storage and Warehousing - Concl'd.

## 01- Food - Concl'd.

911- Deduct-Recoveries of Overpayments	(-)1,16.21	..	..	(-)1,16.21	(-)15,26.10	(-)92.39
<i>Total - 01</i>	<i>11,45,29.15</i>	<i>77,85.98</i>	<i>..</i>	<i>12,23,15.13</i>	<i>14,95,89.51</i>	<i>(-)18.23</i>
<b>Total -2408</b>	<b>11,45,29.15</b>	<b>77,85.98</b>	<b>..</b>	<b>12,23,15.13</b>	<b>14,95,89.51</b>	<b>(-)18.23</b>
<b>Salary</b>	<b>28,19.72</b>	<b>..</b>	<b>..</b>	<b>28,19.72</b>	<b>26,65.37</b>	<b>(+)5.79</b>
<b>Subsidy</b>	<b>11,17,78.75</b>	<b>5,60.64</b>	<b>..</b>	<b>11,23,39.39</b>	<b>12,17,68.81</b>	<b>(-)7.74</b>
<b>Grants-in-Aid</b>	<b>..</b>	<b>5,00.00</b>	<b>..</b>	<b>5,00.00</b>	<b>61,03.26</b>	<b>(-)91.81</b>

## 2415- Agricultural Research and Education

## 01- Crop Husbandry

004- Research	1,65.10	..	..	1,65.10	1,56.25	(+)5.66
277- Education	92,65.91	9,00.00	..	1,01,65.91	88,16.22	(+)15.31
789- Special Component Plan for Scheduled Castes	..	2,55.00	..	2,55.00	3,45.00	(-)26.09

## STATEMENT No. 15

## DETAILED STATEMENT OF REVENUE EXPENDITURE BY MINOR HEADS

Heads	Expenditure during the year 2015-16				Expenditure during the year 2014-15	Per cent Increase (+)/ Decrease (-)
	Non-Plan	State Plan	CP & GOI Share of CSS	Total		
1	2	3	4	5	6	7
<i>Figures in italics represent charged expenditure</i>					(₹ in lakh)	
<b>Expenditure Heads (Revenue Account)- Contd.</b>						
<b>C. Economic Services - Contd.</b>						
<b>(a) Agriculture and Allied Activities - Contd.</b>						
<b>2415- Agricultural Research and Education - Contd.</b>						
<b>01- Crop Husbandry - Concltd.</b>						
796- Tribal Area Sub-Plan	..	3,45.00	..	3,45.00	4,95.00	(-)30.30
911- Deduct-Recoveries of Overpayments	(-)0.08	..	..	(-)0.08	(-)0.05	(+)60.00
<b>Total - 01</b>	<b>94,30.93</b>	<b>15,00.00</b>	<b>..</b>	<b>1,09,30.93</b>	<b>98,12.42</b>	<b>(+)11.40</b>
<b>02- Soil and Water Conservation</b>						
004- Research	4.61	..	..	4.61	5.07	(-)9.07
<b>Total - 02</b>	<b>4.61</b>	<b>..</b>	<b>..</b>	<b>4.61</b>	<b>5.07</b>	<b>(-)9.07</b>
<b>05- Fisheries</b>						
004- Research	2,28.59	..	..	2,28.59	2,06.60	(+)10.64
911- Deduct-Recoveries of Overpayments	..	..	..	..	(-)1.86	..
<b>Total - 05</b>	<b>2,28.59</b>	<b>..</b>	<b>..</b>	<b>2,28.59</b>	<b>2,04.74</b>	<b>(+)11.65</b>
<b>06- Forestry</b>						
004- Research	..	30.00	..	30.00	30.00	..

## STATEMENT No. 15

## DETAILED STATEMENT OF REVENUE EXPENDITURE BY MINOR HEADS

Heads	Expenditure during the year 2015-16				Expenditure during the year 2014-15	Per cent Increase (+)/ Decrease (-)
	Non-Plan	State Plan	CP & GOI Share of CSS	Total		
1	2	3	4	5	6	7
<i>Figures in italics represent charged expenditure</i>					(₹ in lakh)	
<b>Expenditure Heads (Revenue Account)- Contd.</b>						
<b>C. Economic Services - Contd.</b>						
<b>(a) Agriculture and Allied Activities - Contd.</b>						
<b>2415- Agricultural Research and Education - Concl.</b>						
<b>06- Forestry - Concl.</b>						
<i>Total - 06</i>	..	30.00	..	30.00	30.00	..
<b>Total -2415</b>	<b>96,64.13</b>	<b>15,30.00</b>	..	<b>1,11,94.13</b>	<b>1,00,52.23</b>	<b>(+)11.33</b>
<b>Salary</b>	<b>5,62.04</b>	..	..	<b>5,62.04</b>	<b>5,14.06</b>	<b>(+)9.33</b>
<b>Grants-in-Aid</b>	<b>90,81.96</b>	<b>15,00.00</b>	..	<b>1,05,81.96</b>	<b>74,90.65</b>	<b>(+)41.27</b>
<b>2425- Co-operation</b>						
001- Direction and Administration	55,62.31	..	..	55,62.31	52,85.06	(+)5.25
003- Training	..	10.00	..	10.00	5.00	(+)100.00
101- Audit of Co-operatives	27,02.10	..	..	27,02.10	23,97.19	(+)12.72
105- Information and Publicity	..	24.86	..	24.86	80.00	(-)68.93
107- Assistance to Credit Co-operatives	..	2,01,49.96	..	2,01,49.96	2,13,40.45	(-)5.58
789- Special Component Plan for Scheduled Castes	..	55,49.97	..	55,49.97	59,38.62	(-)6.54
796- Tribal Area Sub-Plan	..	75,35.76	..	75,35.76	80,09.67	(-)5.92
911- Deduct-Recoveries of Overpayments	(-)1.60	..	..	(-)1.60	(-)1.72	(-)6.98
<b>Total -2425</b>	<b>82,62.81</b>	<b>3,32,70.55</b>	..	<b>4,15,33.36</b>	<b>4,30,54.27</b>	<b>(-)3.53</b>

## STATEMENT No. 15

## DETAILED STATEMENT OF REVENUE EXPENDITURE BY MINOR HEADS

Heads	Expenditure during the year 2015-16				Expenditure during the year 2014-15	Per cent Increase (+)/ Decrease (-)
	Non-Plan	State Plan	CP & GOI Share of CSS	Total		
1	2	3	4	5	6	7
<i>Figures in italics represent charged expenditure</i>					(₹ in lakh)	
<b>Expenditure Heads (Revenue Account)- Contd.</b>						
<b>C. Economic Services - Contd.</b>						
<b>(a) Agriculture and Allied Activities - Contd.</b>						
<b>2425- Co-operation - Concltd.</b>						
Salary	80,05.82	..	..	80,05.82	74,33.74	(+)7.70
Subsidy	..	3,23,38.07	..	3,23,38.07	3,04,28.74	(+)6.27
Grants-in-Aid	..	9,17.51	..	9,17.51	3,51,13.74	(-)97.39
<b>2435- Other Agricultural Programmes</b>						
<i>01- Marketing and Quality Control</i>						
101- Marketing Facilities	73.89	4.44	..	78.33	2,17.99	(-)64.07
102- Grading and quality control facilities	3,66.48	..	..	3,66.48	3,51.23	(+)4.34
789- Special Component Plan for Scheduled Castes	..	0.75	..	0.75	45.00	(-)98.33
796- Tribal Area Sub-Plan	..	1.00	..	1.00	60.00	(-)98.33
911- Deduct-Recoveries of Overpayments	(-)0.06	..	..	(-)0.06	(-)1.55	(-)96.13
<b>Total - 01</b>	<b>4,40.31</b>	<b>6.19</b>	<b>..</b>	<b>4,46.50</b>	<b>6,72.67</b>	<b>(-)33.62</b>
<b>Total -2435</b>	<b>4,40.31</b>	<b>6.19</b>	<b>..</b>	<b>4,46.50</b>	<b>6,72.67</b>	<b>(-)33.62</b>
Salary	4,24.41	..	..	4,24.41	4,02.30	(+)5.50
Grants-in-Aid						

## STATEMENT No. 15

## DETAILED STATEMENT OF REVENUE EXPENDITURE BY MINOR HEADS

Heads	Expenditure during the year 2015-16				Expenditure during the year 2014-15	Per cent Increase (+)/ Decrease (-)
	Non-Plan	State Plan	CP & GOI Share of CSS	Total		
1	2	3	4	5	6	7

*Figures in italics represent charged expenditure* (₹ in lakh)

## Expenditure Heads (Revenue Account)- Contd.

## C. Economic Services - Contd.

## (a) Agriculture and Allied Activities -Concl'd.

## Total - (a) Agriculture and Allied Activities

	<i>9.25</i>	..	..			
	<i>22,98,46.23</i>	<i>34,68,81.26</i>	<i>35,12.52</i>	<i>58,02,49.26</i>	<i>56,13,46.45</i>	<i>(+)3.37</i>
Salary	<i>10,22,05.26</i>	<i>1,36.63</i>	<i>25,93.61</i>	<i>10,49,35.50</i>	<i>9,53,06.18</i>	<i>(+)10.10</i>
Subsidy	<i>11,17,78.75</i>	<i>5,46,20.69</i>	..	<i>16,63,99.44</i>	<i>16,78,11.19</i>	<i>(-)0.84</i>
Grants-in-Aid	<i>1,01,60.70</i>	<i>30,24.50</i>	<i>10,37.66</i>	<i>1,42,22.86</i>	<i>5,68,49.36</i>	<i>(-)74.98</i>

## (b) Rural Development

## 2501- Special Programmes for Rural Development

## 01- Integrated Rural Development Programme

001- Direction and Administration	1,56,03.07	1,82.88	..	1,57,85.95	1,84,20.72	(-)14.30
789- Special Component Plan for Scheduled Castes	..	..	..	..	13,60.59	..
796- Tribal Area Sub-Plan	..	..	..	..	10,92.92	..
911- Deduct-Recoveries of Overpayments	(-)1,04.12	(-)42.05	..	(-)1,46.17	(-)1,45.85	(+)0.22
<i>Total - 01</i>	<i>1,54,98.95</i>	<i>1,40.83</i>	..	<i>1,56,39.78</i>	<i>2,07,28.38</i>	<i>(-)24.55</i>

## STATEMENT No. 15

## DETAILED STATEMENT OF REVENUE EXPENDITURE BY MINOR HEADS

Heads	Expenditure during the year 2015-16				Expenditure during the year 2014-15	Per cent Increase (+)/ Decrease (-)
	Non-Plan	State Plan	CP & GOI Share of CSS	Total		
1	2	3	4	5	6	7

*Figures in italics represent charged expenditure* (₹ in lakh)

## Expenditure Heads (Revenue Account)- Contd.

## C. Economic Services - Contd.

## (b) Rural Development - Contd.

## 2501- Special Programmes for Rural Development - Concl'd.

## 06- Self Employment Programmes

102- National Rural Livelihood Mission	..	95,11.48	..	95,11.48	65,76.64	(+)44.63
789- Special Component Plan for Scheduled Castes	..	53,61.80	..	53,61.80	38,66.93	(+)38.66
796- Tribal Area Sub-Plan	..	49,85.68	..	49,85.68	31,47.48	(+)58.40
<b>Total - 06</b>	..	<b>1,98,58.96</b>	..	<b>1,98,58.96</b>	<b>1,35,91.05</b>	<b>(+)46.12</b>
<b>Total -2501</b>		<b>1,54,98.95</b>	<b>1,99,99.79</b>	..	<b>3,54,98.74</b>	<b>(+)3.44</b>
<b>Salary</b>		<b>1,55,78.18</b>	<b>1,39.01</b>	..	<b>1,57,17.19</b>	<b>(+)7.46</b>
<b>Grants-in-Aid</b>	..	<b>1,99,14.72</b>	..	<b>1,99,14.72</b>	<b>1,97,46.05</b>	<b>(+)0.85</b>

## 2505- Rural Employment

## 60- Other Programmes

102- Indira Awaas Yojana	..	4,57,50.31	..	4,57,50.31	2,38,09.82	(+)92.15
--------------------------	----	------------	----	------------	------------	----------

## STATEMENT No. 15

## DETAILED STATEMENT OF REVENUE EXPENDITURE BY MINOR HEADS

Heads	Expenditure during the year 2015-16				Expenditure during the year 2014-15	Per cent Increase (+)/ Decrease (-)
	Non-Plan	State Plan	CP & GOI Share of CSS	Total		
1	2	3	4	5	6	7
<i>Figures in italics represent charged expenditure</i>					(₹ in lakh)	
<b>Expenditure Heads (Revenue Account)- Contd.</b>						
<b>C. Economic Services - Contd.</b>						
<b>(b) Rural Development - Contd.</b>						
<b>2505- Rural Employment - Concltd.</b>						
<b>60- Other Programmes - Concltd.</b>						
106- National Rural Employment Guarantee Act	..	8,20,02.75	..	8,20,02.75	4,14,36.60	(+)97.90
789- Special Component Plan for Scheduled Castes	..	9,64,71.05	..	9,64,71.05	5,17,51.52	(+)86.41
796- Tribal Area Sub-Plan	..	16,11,98.46	..	16,11,98.46	9,09,52.71	(+)77.23
800- Other Expenditure	..	3,71,00.00	..	3,71,00.00	1,75,60.46	(+)111.27
911- Deduct-Recoveries of Overpayments	..	(-)35.71	..	(-)35.71	(-)16.61	(+)114.86
<b>Total - 60</b>	..	<b>42,24,86.86</b>	..	<b>42,24,86.86</b>	<b>22,54,94.50</b>	<b>(+)87.36</b>
<b>Total -2505</b>	..	<b>42,24,86.86</b>	..	<b>42,24,86.86</b>	<b>22,54,94.50</b>	<b>(+)87.36</b>
<b>Salary</b>	..	<b>33.00</b>	..	<b>33.00</b>	<b>23.57</b>	<b>(+)40.01</b>
<b>Grants-in-Aid</b>	..	<b>42,24,88.64</b>	..	<b>42,24,88.64</b>	<b>22,54,86.70</b>	<b>(+)87.37</b>
<b>2506- Land Reforms</b>						
001- Direction and Administration	3,28.45	..	..	3,28.45	3,26.48	(+)0.60
101- Regulation of Land Holding and Tenancy	2,36.69	..	..	2,36.69	2,19.45	(+)7.86
102- Consolidation of Holdings	21,19.92	..	..	21,19.92	25,69.83	(-)17.51
911- Deduct-Recoveries of Overpayments	(-)4.39	..	..	(-)4.39	(-)2.76	(+)59.06



## STATEMENT No. 15

## DETAILED STATEMENT OF REVENUE EXPENDITURE BY MINOR HEADS

Heads	Expenditure during the year 2015-16				Expenditure during the year 2014-15	Per cent Increase (+)/ Decrease (-)
	Non-Plan	State Plan	CP & GOI Share of CSS	Total		
1	2	3	4	5	6	7
<i>Figures in italics represent charged expenditure</i>					(₹ in lakh)	
<b>Expenditure Heads (Revenue Account)- Contd.</b>						
<b>C. Economic Services - Contd.</b>						
<b>(b) Rural Development - Contd.</b>						
<b>2506- Land Reforms - Concltd.</b>						
<b>Total -2506</b>	<b>26,80.67</b>	..	..	<b>26,80.67</b>	<b>31,13.00</b>	<b>(-)13.89</b>
<b>Salary</b>	<b>19,33.15</b>	..	..	<b>19,33.15</b>	<b>18,40.26</b>	<b>(+)5.05</b>
<b>2515- Other Rural Development Programmes</b>						
001- Direction and Administration	11,68.11	..	..	11,68.11	10,57.36	(+)10.47
003- Training	89.91	39.45	70.43	1,99.79	1,78.22	(+)12.09
101- Panchayati Raj	..	1,00.00	..	1,00.00	99.40	(+)0.60
102- Community Development	<i>4,14.17</i>	..	..	..	..	..
	1,64,91.28	20,00.00	..	1,89,05.45	1,65,12.51	(+)14.49
196- Assistance to Zilla Parishad	73,55.00	..	..	73,55.00	..	..
197- Assistance to Block Panchayat	1,26,26.34	..	..	1,26,26.34	..	..
198- Assistance to Gram Panchayats	15,48,40.24	..	..	15,48,40.24	6,91,70.96	(+)123.85
789- Special Component Plan for Scheduled Castes	..	1,62,87.60	..	1,62,87.60	2,25,88.30	(-)27.89
796- Tribal Area Sub-Plan	..	1,43,94.00	..	1,43,94.00	3,35,15.95	(-)57.05
800- Other Expenditure	..	5,40,06.40	..	5,40,06.40	3,85,97.62	(+)39.92
911- Deduct-Recoveries of Overpayments	(-)5,27.92	..	..	(-)5,27.92	(-)22.21	(+)2276.95
<b>Total -2515</b>	<b>4,14.17</b>	..	..	..	..	..
	<b>19,20,42.96</b>	<b>8,68,27.45</b>	<b>70.43</b>	<b>27,93,55.02</b>	<b>18,16,98.11</b>	<b>(+)53.75</b>

## STATEMENT No. 15

## DETAILED STATEMENT OF REVENUE EXPENDITURE BY MINOR HEADS

Heads	Expenditure during the year 2015-16				Expenditure during the year 2014-15	Per cent Increase (+)/ Decrease (-)
	Non-Plan	State Plan	CP & GOI Share of CSS	Total		
1	2	3	4	5	6	7
<i>Figures in italics represent charged expenditure</i>					(₹ in lakh)	
<b>Expenditure Heads (Revenue Account)- Contd.</b>						
<b>C. Economic Services - Contd.</b>						
<b>(b) Rural Development -Concl'd.</b>						
<b>2515- Other Rural Development Programmes - Contd.</b>						
Salary	1,72,09.48	..	84.59	1,72,94.07	1,55,53.19	(+)11.19
Grants-in-Aid	17,48,21.58	8,66,88.00	..	26,15,09.58	16,51,35.12	(+)58.36
Total - (b) Rural Development	<i>4,14.17</i>	..	..			
	21,02,22.58	52,93,14.10	70.43	74,00,21.28	44,46,25.04	(+)66.44
Salary	3,47,20.81	1,72.01	84.59	3,49,77.41	3,20,42.43	(+)9.16
Grants-in-Aid	17,48,21.58	52,90,91.36	..	70,39,12.94	41,03,67.87	(+)71.53
<b>(d) Irrigation and Flood Control</b>						
<b>2700- Major Irrigation</b>						
<b>01- Anandpur Barrage Project- Commercial</b>						
101- Maintenance and Repairs	6,72.79	..	..	6,72.79	6,94.13	(-)3.07
<b>Total - 01</b>	<b>6,72.79</b>	..	..	<b>6,72.79</b>	<b>6,94.13</b>	<b>(-)3.07</b>
<b>02- Delta Irrigation Scheme Stage-I Project-Commercial</b>						
101- Maintenance and Repairs	25,03.20	..	..	25,03.20	22,78.99	(+)9.84
<b>Total - 02</b>	<b>25,03.20</b>	..	..	<b>25,03.20</b>	<b>22,78.99</b>	<b>(+)9.84</b>

## STATEMENT No. 15

## DETAILED STATEMENT OF REVENUE EXPENDITURE BY MINOR HEADS

Heads	Expenditure during the year 2015-16				Expenditure during the year 2014-15	Per cent Increase (+)/ Decrease (-)
	Non-Plan	State Plan	CP & GOI	Total		
	Share of CSS					
1	2	3	4	5	6	7
<i>Figures in italics represent charged expenditure</i>					(₹ in lakh)	
<b>Expenditure Heads (Revenue Account)- Contd.</b>						
<b>C. Economic Services - Contd.</b>						
<b>(d) Irrigation and Flood Control - Contd.</b>						
<b>2700- Major Irrigation - Contd.</b>						
<b>03- Delta Irrigation Scheme Stage-II Project-Commercial</b>						
101- Maintenance and Repairs	21,15.67	..	..	21,15.67	19,04.62	(+)11.08
<b>Total - 03</b>	<b>21,15.67</b>	<b>..</b>	<b>..</b>	<b>21,15.67</b>	<b>19,04.62</b>	<b>(+)11.08</b>
<b>04- Hirakud Stage-I Project-Commercial</b>						
001- Direction and Administration	13,30.51	..	..	13,30.51	6,81.15	(+)95.33
101- Maintenance and Repairs	41,73.48	..	..	41,73.48	43,75.01	(-)4.61
911- Deduct-Recoveries of Overpayments	..	..	..	..	(-)10.85	..
<b>Total - 04</b>	<b>55,03.99</b>	<b>..</b>	<b>..</b>	<b>55,03.99</b>	<b>50,45.31</b>	<b>(+)9.09</b>
<b>05- Mahanadi-Birupa Barrage Project-Commercial</b>						
001- Direction and Administration	3,64.50	..	..	3,64.50	3,33.69	(+)9.23
101- Maintenance and Repairs	11,70.64	..	..	11,70.64	11,88.31	(-)1.49
<b>Total - 05</b>	<b>15,35.14</b>	<b>..</b>	<b>..</b>	<b>15,35.14</b>	<b>15,22.00</b>	<b>(+)0.86</b>
<b>06- Odisha Canals Project-Commercial</b>						
101- Maintenance and Repairs	6,91.34	..	..	6,91.34	6,02.73	(+)14.70

## STATEMENT No. 15

## DETAILED STATEMENT OF REVENUE EXPENDITURE BY MINOR HEADS

Heads	Expenditure during the year 2015-16				Expenditure during the year 2014-15	Per cent Increase (+)/ Decrease (-)
	Non-Plan	State Plan	CP & GOI Share of CSS	Total		
1	2	3	4	5	6	7
<i>Figures in italics represent charged expenditure</i>					(₹ in lakh)	
<b>Expenditure Heads (Revenue Account)- Contd.</b>						
<b>C. Economic Services - Contd.</b>						
<b>(d) Irrigation and Flood Control - Contd.</b>						
<b>2700- Major Irrigation - Contd.</b>						
<b>06- Odisha Canals Project-Commercial - Concltd.</b>						
<i>Total - 06</i>	<b>6,91.34</b>	..	..	<b>6,91.34</b>	<b>6,02.73</b>	<b>(+)14.70</b>
<b>07- Potteru Irrigation Project-Commercial</b>						
001- Direction and Administration	4,12.41	..	..	4,12.41	4,15.49	(-)0.74
101- Maintenance and Repairs	12,37.06	..	..	12,37.06	11,05.11	(+)11.94
<i>Total - 07</i>	<b>16,49.47</b>	..	..	<b>16,49.47</b>	<b>15,20.60</b>	<b>(+)8.47</b>
<b>08- Rengali Dam Project- Commercial</b>						
001- Direction and Administration	5,82.43	..	..	5,82.43	5,23.96	(+)11.16
101- Maintenance and Repairs	10,18.32	..	..	10,18.32	9,72.12	(+)4.75
911- Deduct- Recoveries of Overpayments	..	..	..	..	(-)7,01.87	..
<i>Total - 08</i>	<b>16,00.75</b>	..	..	<b>16,00.75</b>	<b>7,94.21</b>	<b>(+)101.55</b>
<b>09- Rushikulya System Project-Commercial</b>						
101- Maintenance and Repairs	10,51.09	..	..	10,51.09	9,60.08	(+)9.48
<i>Total - 09</i>	<b>10,51.09</b>	..	..	<b>10,51.09</b>	<b>9,60.08</b>	<b>(+)9.48</b>

## STATEMENT No. 15

## DETAILED STATEMENT OF REVENUE EXPENDITURE BY MINOR HEADS

Heads	Expenditure during the year 2015-16				Expenditure during the year 2014-15	Per cent Increase (+)/ Decrease (-)
	Non-Plan	State Plan	CP & GOI Share of CSS	Total		
1	2	3	4	5	6	7
<i>Figures in italics represent charged expenditure</i>					(₹ in lakh)	
<b>Expenditure Heads (Revenue Account)- Contd.</b>						
<b>C. Economic Services - Contd.</b>						
<b>(d) Irrigation and Flood Control - Contd.</b>						
<b>2700- Major Irrigation - Contd.</b>						
<b>10- Salandi Irrigation Project-Commercial</b>						
101- Maintenance and Repairs	10,48.83	..	..	10,48.83	9,55.71	(+)9.74
911- Deduct- Recoveries of Overpayments	..	..	..	..	(-)0.02	..
<b>Total - 10</b>	<b>10,48.83</b>	<b>..</b>	<b>..</b>	<b>10,48.83</b>	<b>9,55.69</b>	<b>(+)9.75</b>
<b>11- Upper Indravati Irrigation Project-Commercial</b>						
101- Maintenance and Repairs	22,62.04	..	..	22,62.04	17,94.13	(+)26.08
<b>Total - 11</b>	<b>22,62.04</b>	<b>..</b>	<b>..</b>	<b>22,62.04</b>	<b>17,94.13</b>	<b>(+)26.08</b>
<b>12- Upper Kolab Irrigation Project-Commercial</b>						
001- Direction and Administration	2,17.12	..	..	2,17.12	2,29.82	(-)5.53
101- Maintenance and Repairs	23,24.32	..	..	23,24.32	17,05.63	(+)36.27
911- Deduct- Recoveries of Overpayments	..	..	..	..	(-)3,09.73	..
<b>Total - 12</b>	<b>25,41.44</b>	<b>..</b>	<b>..</b>	<b>25,41.44</b>	<b>16,25.72</b>	<b>(+)56.33</b>
<b>34- Salki Irrigation Project-Commercial</b>						
101- Maintenance and Repairs	2,86.84	..	..	2,86.84	2,76.19	(+)3.86
<b>Total - 34</b>	<b>2,86.84</b>	<b>..</b>	<b>..</b>	<b>2,86.84</b>	<b>2,76.19</b>	<b>(+)3.86</b>

## STATEMENT No. 15

## DETAILED STATEMENT OF REVENUE EXPENDITURE BY MINOR HEADS

Heads	Expenditure during the year 2015-16				Expenditure during the year 2014-15	Per cent Increase (+)/ Decrease (-)
	Non-Plan	State Plan	CP & GOI Share of CSS	Total		
1	2	3	4	5	6	7
<i>Figures in italics represent charged expenditure</i>					(₹ in lakh)	
<b>Expenditure Heads (Revenue Account)- Contd.</b>						
<b>C. Economic Services - Contd.</b>						
<b>(d) Irrigation and Flood Control - Contd.</b>						
<b>2700- Major Irrigation - Contd.</b>						
<b>80- General</b>						
001- Direction and Administration	1,14,74.09	..	..	1,14,74.09	1,05,63.80	(+)8.62
003- Training	6,41.30	1,00.00	..	7,41.30	6,83.00	(+)8.54
004- Research	3,67.57	..	..	3,67.57	3,23.19	(+)13.73
005- Survey	10,45.53	..	..	10,45.53	9,77.50	(+)6.96
052- Machinery and Equipment	14,46.74	..	..	14,46.74	12,99.91	(+)11.30
799- Suspense	..	..	..	..	(-)6.98	..
800- Other Expenditure	<i>2,15.80</i>	..	..	..	..	..
	1,62,65.99	..	..	1,64,81.79	1,34,29.29	(+)22.73
911- Deduct-Recoveries of Overpayments	(-)1.80	..	..	(-)1.80	..	..
<b>Total - 80</b>	<b><i>2,15.80</i></b>	..	..	..	..	..
	<b>3,12,39.42</b>	<b>1,00.00</b>	..	<b>3,15,55.22</b>	<b>2,72,69.71</b>	<b>(+)15.72</b>
<b>Total -2700</b>	<b><i>2,15.80</i></b>	..	..	..	..	..
	<b>5,47,02.01</b>	<b>1,00.00</b>	..	<b>5,50,17.81</b>	<b>4,72,44.11</b>	<b>(+)16.45</b>
<b>Salary</b>	<b>1,54,12.53</b>	..	..	<b>1,54,12.53</b>	<b>1,43,17.70</b>	<b>(+)7.65</b>

## STATEMENT No. 15

## DETAILED STATEMENT OF REVENUE EXPENDITURE BY MINOR HEADS

Heads	Expenditure during the year 2015-16				Expenditure during the year 2014-15	Per cent Increase (+)/ Decrease (-)
	Non-Plan	State Plan	CP & GOI Share of CSS	Total		
1	2	3	4	5	6	7
<i>Figures in italics represent charged expenditure</i>					(₹ in lakh)	
<b>Expenditure Heads (Revenue Account)- Contd.</b>						
<b>C. Economic Services - Contd.</b>						
<b>(d) Irrigation and Flood Control - Contd.</b>						
<b>2700- Major Irrigation - Concltd.</b>						
Grants-in-Aid	7,76.09	1,00.00	..	8,76.09	7,33.80	(+)19.39
<b>2701- Medium Irrigation</b>						
<i>01- Aunli Irrigation Project -Commercial</i>						
101- Maintenance and Repairs	29.14	..	..	29.14	27.99	(+)4.11
<i>Total - 01</i>	<b>29.14</b>	..	..	<b>29.14</b>	<b>27.99</b>	<b>(+)4.11</b>
<i>02- Baghua Irrigation Project-Commercial</i>						
101- Maintenance and Repairs	2,02.35	..	..	2,02.35	1,62.07	(+)24.85
<i>Total - 02</i>	<b>2,02.35</b>	..	..	<b>2,02.35</b>	<b>1,62.07</b>	<b>(+)24.85</b>
<i>03- Bahuda Irrigation Project-Commercial</i>						
101- Maintenance and Repairs	1,21.23	..	..	1,21.23	1,04.65	(+)15.84
<i>Total - 03</i>	<b>1,21.23</b>	..	..	<b>1,21.23</b>	<b>1,04.65</b>	<b>(+)15.84</b>
<i>04- Baladia Irrigation Project-Commercial</i>						
101- Maintenance and Repairs	87.07	..	..	87.07	82.02	(+)6.16
<i>Total - 04</i>	<b>87.07</b>	..	..	<b>87.07</b>	<b>82.02</b>	<b>(+)6.16</b>

## STATEMENT No. 15

## DETAILED STATEMENT OF REVENUE EXPENDITURE BY MINOR HEADS

Heads	Expenditure during the year 2015-16				Expenditure during the year 2014-15	Per cent Increase (+)/ Decrease (-)
	Non-Plan	State Plan	CP & GOI Share of CSS	Total		
1	2	3	4	5	6	7
<i>Figures in italics represent charged expenditure</i>					(₹ in lakh)	
<b>Expenditure Heads (Revenue Account)- Contd.</b>						
<b>C. Economic Services - Contd.</b>						
<b>(d) Irrigation and Flood Control - Contd.</b>						
<b>2701- Medium Irrigation - Contd.</b>						
<b>05- Bankabahal Irrigation Project-Commercial</b>						
101- Maintenance and Repairs	1,08.10	..	..	1,08.10	93.72	(+)15.34
911- Deduct-Recoveries of Overpayments	(-)0.01	..	..	(-)0.01	..	..
<b>Total - 05</b>	<b>1,08.09</b>	<b>..</b>	<b>..</b>	<b>1,08.09</b>	<b>93.72</b>	<b>(+)15.33</b>
<b>06- Bhaskel Irrigation Project-Commercial</b>						
101- Maintenance and Repairs	82.79	..	..	82.79	77.07	(+)7.42
<b>Total - 06</b>	<b>82.79</b>	<b>..</b>	<b>..</b>	<b>82.79</b>	<b>77.07</b>	<b>(+)7.42</b>
<b>07- Budha Budhiani Irrigation Project-Commercial</b>						
101- Maintenance and Repairs	75.46	..	..	75.46	57.99	(+)30.13
<b>Total - 07</b>	<b>75.46</b>	<b>..</b>	<b>..</b>	<b>75.46</b>	<b>57.99</b>	<b>(+)30.13</b>
<b>08- Dadarghati Irrigation Project-Commercial</b>						
101- Maintenance and Repairs	48.64	..	..	48.64	45.03	(+)8.02
<b>Total - 08</b>	<b>48.64</b>	<b>..</b>	<b>..</b>	<b>48.64</b>	<b>45.03</b>	<b>(+)8.02</b>
<b>09- Daha Irrigation Project-Commercial</b>						
101- Maintenance and Repairs	78.28	..	..	78.28	78.78	(-)0.63
<b>Total - 09</b>	<b>78.28</b>	<b>..</b>	<b>..</b>	<b>78.28</b>	<b>78.78</b>	<b>(-)0.63</b>



## STATEMENT No. 15

## DETAILED STATEMENT OF REVENUE EXPENDITURE BY MINOR HEADS

Heads	Expenditure during the year 2015-16				Expenditure during the year 2014-15	Per cent Increase (+)/ Decrease (-)
	Non-Plan	State Plan	CP & GOI Share of CSS	Total		
1	2	3	4	5	6	7
<i>Figures in italics represent charged expenditure</i>					(₹ in lakh)	
<b>Expenditure Heads (Revenue Account)- Contd.</b>						
<b>C. Economic Services - Contd.</b>						
<b>(d) Irrigation and Flood Control - Contd.</b>						
<b>2701- Medium Irrigation - Contd.</b>						
<b><i>10- Dahuka Irrigation Project-Commercial</i></b>						
101- Maintenance and Repairs	35.06	..	..	35.06	35.78	(-)2.01
<b><i>Total - 10</i></b>	<b>35.06</b>	<b>..</b>	<b>..</b>	<b>35.06</b>	<b>35.78</b>	<b>(-)2.01</b>
<b><i>11- Darajanga Irrigation Project-Commercial</i></b>						
101- Maintenance and Repairs	1,02.93	..	..	1,02.93	1,00.54	(+)2.38
<b><i>Total - 11</i></b>	<b>1,02.93</b>	<b>..</b>	<b>..</b>	<b>1,02.93</b>	<b>1,00.54</b>	<b>(+)2.38</b>
<b><i>12- Dhanei Irrigation Project-Commercial</i></b>						
101- Maintenance and Repairs	69.57	..	..	69.57	55.84	(+)24.59
<b><i>Total - 12</i></b>	<b>69.57</b>	<b>..</b>	<b>..</b>	<b>69.57</b>	<b>55.84</b>	<b>(+)24.59</b>
<b><i>13- Dumarbahal Irrigation Project-Commercial</i></b>						
101- Maintenance and Repairs	43.05	..	..	43.05	41.28	(+)4.29
<b><i>Total - 13</i></b>	<b>43.05</b>	<b>..</b>	<b>..</b>	<b>43.05</b>	<b>41.28</b>	<b>(+)4.29</b>
<b><i>14- Godahada Irrigation Project-Commercial</i></b>						
101- Maintenance and Repairs	1,33.73	..	..	1,33.73	1,16.46	(+)14.83
<b><i>Total - 14</i></b>	<b>1,33.73</b>	<b>..</b>	<b>..</b>	<b>1,33.73</b>	<b>1,16.46</b>	<b>(+)14.83</b>

## STATEMENT No. 15

## DETAILED STATEMENT OF REVENUE EXPENDITURE BY MINOR HEADS

Heads	Expenditure during the year 2015-16				Expenditure during the year 2014-15	Per cent Increase (+)/ Decrease (-)
	Non-Plan	State Plan	CP & GOI Share of CSS	Total		
1	2	3	4	5	6	7
<i>Figures in italics represent charged expenditure</i>					(₹ in lakh)	
<b>Expenditure Heads (Revenue Account)- Contd.</b>						
<b>C. Economic Services - Contd.</b>						
<b>(d) Irrigation and Flood Control - Contd.</b>						
<b>2701- Medium Irrigation - Contd.</b>						
<b>15- Gohira Irrigation Project-Commercial</b>						
101- Maintenance and Repairs	77.75	..	..	77.75	68.12	(+)14.14
<b>Total - 15</b>	<b>77.75</b>	<b>..</b>	<b>..</b>	<b>77.75</b>	<b>68.12</b>	<b>(+)14.14</b>
<b>17- Hiradharbati Irrigation Project-Commercial</b>						
101- Maintenance and Repairs	80.87	..	..	80.87	77.86	(+)3.87
<b>Total - 17</b>	<b>80.87</b>	<b>..</b>	<b>..</b>	<b>80.87</b>	<b>77.86</b>	<b>(+)3.87</b>
<b>18- Jaya Mangala Irrigation Project-Commercial</b>						
101- Maintenance and Repairs	97.05	..	..	97.05	83.21	(+)16.63
<b>Total - 18</b>	<b>97.05</b>	<b>..</b>	<b>..</b>	<b>97.05</b>	<b>83.21</b>	<b>(+)16.63</b>
<b>19- Jharbandha Irrigation Project-Commercial</b>						
101- Maintenance and Repairs	27.84	..	..	27.84	31.46	(-)11.51
<b>Total - 19</b>	<b>27.84</b>	<b>..</b>	<b>..</b>	<b>27.84</b>	<b>31.46</b>	<b>(-)11.51</b>
<b>20- Kalo Irrigation Project-Commercial</b>						
101- Maintenance and Repairs	1,72.81	..	..	1,72.81	87.79	(+)96.84
<b>Total - 20</b>	<b>1,72.81</b>	<b>..</b>	<b>..</b>	<b>1,72.81</b>	<b>87.79</b>	<b>(+)96.84</b>

## STATEMENT No. 15

## DETAILED STATEMENT OF REVENUE EXPENDITURE BY MINOR HEADS

Heads	Expenditure during the year 2015-16				Expenditure during the year 2014-15	Per cent Increase (+)/ Decrease (-)
	Non-Plan	State Plan	CP & GOI Share of CSS	Total		
1	2	3	4	5	6	7
<i>Figures in italics represent charged expenditure</i>					(₹ in lakh)	
<b>Expenditure Heads (Revenue Account)- Contd.</b>						
<b>C. Economic Services - Contd.</b>						
<b>(d) Irrigation and Flood Control - Contd.</b>						
<b>2701- Medium Irrigation - Contd.</b>						
<i>21- Kanjhari Irrigation Project-Commercial</i>						
101- Maintenance and Repairs	1,80.89	..	..	1,80.89	1,65.36	(+)9.39
<b>Total - 21</b>	<b>1,80.89</b>	<b>..</b>	<b>..</b>	<b>1,80.89</b>	<b>1,65.36</b>	<b>(+)9.39</b>
<i>22- Kansabahal Irrigation Project-Commercial</i>						
101- Maintenance and Repairs	69.31	..	..	69.31	59.14	(+)17.20
<b>Total - 22</b>	<b>69.31</b>	<b>..</b>	<b>..</b>	<b>69.31</b>	<b>59.14</b>	<b>(+)17.20</b>
<i>23- Khadakhei Irrigation Project-Commercial</i>						
101- Maintenance and Repairs	1,44.13	..	..	1,44.13	1,06.55	(+)35.27
<b>Total - 23</b>	<b>1,44.13</b>	<b>..</b>	<b>..</b>	<b>1,44.13</b>	<b>1,06.55</b>	<b>(+)35.27</b>
<i>24- Kuanria Irrigation Project-Commercial</i>						
101- Maintenance and Repairs	61.59	..	..	61.59	57.67	(+)6.80
<b>Total - 24</b>	<b>61.59</b>	<b>..</b>	<b>..</b>	<b>61.59</b>	<b>57.67</b>	<b>(+)6.80</b>
<i>25- Nesa Irrigation Project-Commercial</i>						
101- Maintenance and Repairs	37.44	..	..	37.44	26.48	(+)41.39
<b>Total - 25</b>	<b>37.44</b>	<b>..</b>	<b>..</b>	<b>37.44</b>	<b>26.48</b>	<b>(+)41.39</b>

## STATEMENT No. 15

## DETAILED STATEMENT OF REVENUE EXPENDITURE BY MINOR HEADS

Heads	Expenditure during the year 2015-16				Expenditure during the year 2014-15	Per cent Increase (+)/ Decrease (-)
	Non-Plan	State Plan	CP & GOI Share of CSS	Total		
1	2	3	4	5	6	7
<i>Figures in italics represent charged expenditure</i>					(₹ in lakh)	
<b>Expenditure Heads (Revenue Account)- Contd.</b>						
<b>C. Economic Services - Contd.</b>						
<b>(d) Irrigation and Flood Control - Contd.</b>						
<b>2701- Medium Irrigation - Contd.</b>						
<i>26- Ong Irrigation Project-Commercial</i>						
101- Maintenance and Repairs	2,50.17	..	..	2,50.17	2,44.48	(+)2.33
<b>Total - 26</b>	<b>2,50.17</b>	<b>..</b>	<b>..</b>	<b>2,50.17</b>	<b>2,44.48</b>	<b>(+)2.33</b>
<i>27- Pilasalki Irrigation Project-Commercial</i>						
101- Maintenance and Repairs	28.17	..	..	28.17	25.20	(+)11.79
<b>Total - 27</b>	<b>28.17</b>	<b>..</b>	<b>..</b>	<b>28.17</b>	<b>25.20</b>	<b>(+)11.79</b>
<i>28- Pitamahal Project-Commercial</i>						
101- Maintenance and Repairs	44.87	..	..	44.87	40.55	(+)10.65
<b>Total - 28</b>	<b>44.87</b>	<b>..</b>	<b>..</b>	<b>44.87</b>	<b>40.55</b>	<b>(+)10.65</b>
<i>29- Ramanadi Irrigation Project-Commercial</i>						
101- Maintenance and Repairs	20.32	..	..	20.32	19.12	(+)6.28
<b>Total - 29</b>	<b>20.32</b>	<b>..</b>	<b>..</b>	<b>20.32</b>	<b>19.12</b>	<b>(+)6.28</b>
<i>30- Ramiala Irrigation Project-Commercial</i>						
101- Maintenance and Repairs	84.42	..	..	84.42	88.84	(-)4.98
<b>Total - 30</b>	<b>84.42</b>	<b>..</b>	<b>..</b>	<b>84.42</b>	<b>88.84</b>	<b>(-)4.98</b>

## STATEMENT No. 15

## DETAILED STATEMENT OF REVENUE EXPENDITURE BY MINOR HEADS

Heads	Expenditure during the year 2015-16				Expenditure during the year 2014-15	Per cent Increase (+)/ Decrease (-)
	Non-Plan	State Plan	CP & GOI Share of CSS	Total		
1	2	3	4	5	6	7
<i>Figures in italics represent charged expenditure</i>					(₹ in lakh)	
<b>Expenditure Heads (Revenue Account)- Contd.</b>						
<b>C. Economic Services - Contd.</b>						
<b>(d) Irrigation and Flood Control - Contd.</b>						
<b>2701- Medium Irrigation - Contd.</b>						
<b>31- Remal Irrigation Project-Commercial</b>						
101- Maintenance and Repairs	66.87	..	..	66.87	64.58	(+)3.55
<b>Total - 31</b>	<b>66.87</b>	<b>..</b>	<b>..</b>	<b>66.87</b>	<b>64.58</b>	<b>(+)3.55</b>
<b>32- Saipal Irrigation Project-Commercial</b>						
101- Maintenance and Repairs	39.93	..	..	39.93	36.28	(+)10.06
<b>Total - 32</b>	<b>39.93</b>	<b>..</b>	<b>..</b>	<b>39.93</b>	<b>36.28</b>	<b>(+)10.06</b>
<b>33- Salia Irrigation Project-Commercial</b>						
101- Maintenance and Repairs	92.28	..	..	92.28	87.27	(+)5.74
<b>Total - 33</b>	<b>92.28</b>	<b>..</b>	<b>..</b>	<b>92.28</b>	<b>87.27</b>	<b>(+)5.74</b>
<b>35- Sarafgarh Irrigation Project-Commercial</b>						
101- Maintenance and Repairs	43.73	..	..	43.73	38.48	(+)13.64
<b>Total - 35</b>	<b>43.73</b>	<b>..</b>	<b>..</b>	<b>43.73</b>	<b>38.48</b>	<b>(+)13.64</b>

## STATEMENT No. 15

## DETAILED STATEMENT OF REVENUE EXPENDITURE BY MINOR HEADS

Heads	Expenditure during the year 2015-16				Expenditure during the year 2014-15	Per cent Increase (+)/ Decrease (-)
	Non-Plan	State Plan	CP & GOI Share of CSS	Total		
1	2	3	4	5	6	7
<i>Figures in italics represent charged expenditure</i>					(₹ in lakh)	
<b>Expenditure Heads (Revenue Account)- Contd.</b>						
<b>C. Economic Services - Contd.</b>						
<b>(d) Irrigation and Flood Control - Contd.</b>						
<b>2701- Medium Irrigation - Contd.</b>						
<b>36- Satiguda Irrigation Project-Commercial</b>						
101- Maintenance and Repairs	82.41	..	..	82.41	62.27	(+)32.34
<b>Total - 36</b>	<b>82.41</b>	<b>..</b>	<b>..</b>	<b>82.41</b>	<b>62.27</b>	<b>(+)32.34</b>
<b>37- Sunder Irrigation Project-Commercial</b>						
101- Maintenance and Repairs	67.33	..	..	67.33	61.30	(+)9.84
<b>Total - 37</b>	<b>67.33</b>	<b>..</b>	<b>..</b>	<b>67.33</b>	<b>61.30</b>	<b>(+)9.84</b>
<b>38- Sunei Irrigation Project-Commercial</b>						
101- Maintenance and Repairs	3,11.85	..	..	3,11.85	1,95.23	(+)59.73
<b>Total - 38</b>	<b>3,11.85</b>	<b>..</b>	<b>..</b>	<b>3,11.85</b>	<b>1,95.23</b>	<b>(+)59.73</b>
<b>39- Talasara Irrigation Project-Commercial</b>						
101- Maintenance and Repairs	65.81	..	..	65.81	56.60	(+)16.27
<b>Total - 39</b>	<b>65.81</b>	<b>..</b>	<b>..</b>	<b>65.81</b>	<b>56.60</b>	<b>(+)16.27</b>
<b>40- Upper Suktel Irrigation Project-Commercial</b>						
101- Maintenance and Repairs	47.96	..	..	47.96	44.43	(+)7.95
<b>Total - 40</b>	<b>47.96</b>	<b>..</b>	<b>..</b>	<b>47.96</b>	<b>44.43</b>	<b>(+)7.95</b>

## STATEMENT No. 15

## DETAILED STATEMENT OF REVENUE EXPENDITURE BY MINOR HEADS

Heads	Expenditure during the year 2015-16				Expenditure during the year 2014-15	Per cent Increase (+)/ Decrease (-)
	Non-Plan	State Plan	CP & GOI Share of CSS	Total		
1	2	3	4	5	6	7
<i>Figures in italics represent charged expenditure</i>					(₹ in lakh)	
<b>Expenditure Heads (Revenue Account)- Contd.</b>						
<b>C. Economic Services - Contd.</b>						
<b>(d) Irrigation and Flood Control - Contd.</b>						
<b>2701- Medium Irrigation - Contd.</b>						
<b><i>41- Uthei Irrigation Project-Commercial</i></b>						
101- Maintenance and Repairs	1,30.90	..	..	1,30.90	1,19.27	(+)9.75
<b><i>Total - 41</i></b>	<b><i>1,30.90</i></b>	<b><i>..</i></b>	<b><i>..</i></b>	<b><i>1,30.90</i></b>	<b><i>1,19.27</i></b>	<b><i>(+)9.75</i></b>
<b><i>42- Badanala Irrigation Project-Commercial</i></b>						
101- Maintenance and Repairs	1,96.75	..	..	1,96.75	1,45.16	(+)35.54
<b><i>Total - 42</i></b>	<b><i>1,96.75</i></b>	<b><i>..</i></b>	<b><i>..</i></b>	<b><i>1,96.75</i></b>	<b><i>1,45.16</i></b>	<b><i>(+)35.54</i></b>
<b><i>43- Bagh Barrage Irrigation Project</i></b>						
101- Maintenance and Repairs	1,51.99	..	..	1,51.99	1,40.60	(+)8.10
<b><i>Total - 43</i></b>	<b><i>1,51.99</i></b>	<b><i>..</i></b>	<b><i>..</i></b>	<b><i>1,51.99</i></b>	<b><i>1,40.60</i></b>	<b><i>(+)8.10</i></b>
<b><i>44- Baghua-Dhanei-Doab Project-Commercial</i></b>						
101- Maintenance and Repairs	18.43	..	..	18.43	12.38	(+)48.87
<b><i>Total - 44</i></b>	<b><i>18.43</i></b>	<b><i>..</i></b>	<b><i>..</i></b>	<b><i>18.43</i></b>	<b><i>12.38</i></b>	<b><i>(+)48.87</i></b>
<b><i>48- Harabhangi Irrigation Project-Commercial</i></b>						
101- Maintenance and Repairs	2,70.49	..	..	2,70.49	2,26.84	(+)19.24
<b><i>Total - 48</i></b>	<b><i>2,70.49</i></b>	<b><i>..</i></b>	<b><i>..</i></b>	<b><i>2,70.49</i></b>	<b><i>2,26.84</i></b>	<b><i>(+)19.24</i></b>

## STATEMENT No. 15

## DETAILED STATEMENT OF REVENUE EXPENDITURE BY MINOR HEADS

Heads	Expenditure during the year 2015-16				Expenditure during the year 2014-15	Per cent Increase (+)/ Decrease (-)
	Non-Plan	State Plan	CP & GOI Share of CSS	Total		
1	2	3	4	5	6	7
<i>Figures in italics represent charged expenditure</i>					(₹ in lakh)	
<b>Expenditure Heads (Revenue Account)- Contd.</b>						
<b>C. Economic Services - Contd.</b>						
<b>(d) Irrigation and Flood Control - Contd.</b>						
<b>2701- Medium Irrigation - Contd.</b>						
<b>49- Hariharjore Irrigation Project-Commercial</b>						
101- Maintenance and Repairs	1,79.88	..	..	1,79.88	1,64.99	(+)9.02
<b>Total - 49</b>	<b>1,79.88</b>	<b>..</b>	<b>..</b>	<b>1,79.88</b>	<b>1,64.99</b>	<b>(+)9.02</b>
<b>57- Sapua-Badajore Irrigation Project-Commercial</b>						
101- Maintenance and Repairs	39.41	..	..	39.41	30.49	(+)29.26
<b>Total - 57</b>	<b>39.41</b>	<b>..</b>	<b>..</b>	<b>39.41</b>	<b>30.49</b>	<b>(+)29.26</b>
<b>59- Titilagarh Irrigation Project-Commercial</b>						
101- Maintenance and Repairs	3.95	..	..	3.95	7.65	(-)48.37
<b>Total - 59</b>	<b>3.95</b>	<b>..</b>	<b>..</b>	<b>3.95</b>	<b>7.65</b>	<b>(-)48.37</b>
<b>60- Upper Jonk Irrigation Project</b>						
101- Maintenance and Repairs	1,69.05	..	..	1,69.05	1,53.26	(+)10.30
<b>Total - 60</b>	<b>1,69.05</b>	<b>..</b>	<b>..</b>	<b>1,69.05</b>	<b>1,53.26</b>	<b>(+)10.30</b>
<b>80- General</b>						
800- Other Expenditure	51,80.64	..	..	51,80.64	45,41.38	(+)14.08
911- Deduct-Recoveries of Overpayments	..	..	..	..	(-)0.62	..



## STATEMENT No. 15

## DETAILED STATEMENT OF REVENUE EXPENDITURE BY MINOR HEADS

Heads	Expenditure during the year 2015-16				Expenditure during the year 2014-15	Per cent Increase (+)/ Decrease (-)
	Non-Plan	State Plan	CP & GOI Share of CSS	Total		
1	2	3	4	5	6	7
<i>Figures in italics represent charged expenditure</i>					(₹ in lakh)	
<b>Expenditure Heads (Revenue Account)- Contd.</b>						
<b>C. Economic Services - Contd.</b>						
<b>(d) Irrigation and Flood Control - Contd.</b>						
<b>2701- Medium Irrigation - Concltd.</b>						
<b>80- General - Concltd.</b>						
<i>Total - 80</i>	<b>51,80.64</b>	..	..	<b>51,80.64</b>	<b>45,40.76</b>	<b>(+)14.09</b>
<b>Total -2701</b>	<b>97,54.68</b>	..	..	<b>97,54.68</b>	<b>84,48.89</b>	<b>(+)15.46</b>
<b>Grants-in-Aid</b>	<b>65.53</b>	..	..	<b>65.53</b>	<b>37.26</b>	<b>(+)75.87</b>
<b>2702- Minor Irrigation</b>						
<b>01- Surface Water</b>						
789- Special Component Plan for Scheduled Castes	..	30,00.00	..	30,00.00	21,40.00	(+)40.19
796- Tribal Area Sub-Plan	..	40,00.00	..	40,00.00	34,00.00	(+)17.65
800- Other Expenditure	1,61,97.20	50,00.00	..	2,11,97.20	1,92,96.54	(+)9.85
<b>Total - 01</b>	<b>1,61,97.20</b>	<b>1,20,00.00</b>	..	<b>2,81,97.20</b>	<b>2,48,36.54</b>	<b>(+)13.53</b>
<b>02- Ground Water</b>						
005- Investigation	8,34.09	76.85	..	9,10.94	8,06.91	(+)12.89
800- Other Expenditure	2,96.95	4,93.54	..	7,90.49	3,00.15	(+)163.36
911- Deduct-Recoveries of Overpayments	..	..	..	..	(-)0.69	..

## STATEMENT No. 15

## DETAILED STATEMENT OF REVENUE EXPENDITURE BY MINOR HEADS

Heads	Expenditure during the year 2015-16				Expenditure during the year 2014-15	Per cent Increase (+)/ Decrease (-)
	Non-Plan	State Plan	CP & GOI Share of CSS	Total		
1	2	3	4	5	6	7

*Figures in italics represent charged expenditure* (₹ in lakh)

## Expenditure Heads (Revenue Account)- Contd.

## C. Economic Services - Contd.

## (d) Irrigation and Flood Control - Contd.

## 2702- Minor Irrigation - Contd.

## 02- Ground Water - Concl'd.

*Total - 02*

<b>11,31.04</b>	<b>5,70.39</b>	..	<b>17,01.43</b>	<b>11,06.37</b>	<b>(+)53.78</b>
-----------------	----------------	----	-----------------	-----------------	-----------------

## 03- Maintenance

102- Lift Irrigation Schemes	49,31.18	1,67,45.62	..	2,16,76.80	1,39,04.37	(+)55.90
789- Special Component Plan for Scheduled Castes	..	46,22.89	..	46,22.89	35,13.10	(+)31.59
796- Tribal Area Sub-Plan	..	88,05.92	..	88,05.92	31,58.70	(+)178.78
800- Other Expenditure	..	2,00.00	..	2,00.00	2,86.00	(-)30.07
911- Deduct-Recoveries of Overpayments	(-)0.03	(-)91.60	..	(-)91.63	(-)30.49	(+)200.52
<b><i>Total - 03</i></b>	<b>49,31.15</b>	<b>3,02,82.83</b>	..	<b>3,52,13.98</b>	<b>2,08,31.68</b>	<b>(+)69.04</b>

## 80- General

001- Direction and Administration	47,02.46	..	..	47,02.46	43,80.36	(+)7.35
052- Machinery and Equipment	3,79.65	..	..	3,79.65	3,50.19	(+)8.41
911- Deduct-Recoveries of Overpayments	(-)0.37	..	..	(-)0.37	(-)0.03	(+)1133.33

## STATEMENT No. 15

## DETAILED STATEMENT OF REVENUE EXPENDITURE BY MINOR HEADS

Heads	Expenditure during the year 2015-16				Expenditure during the year 2014-15	Per cent Increase (+)/ Decrease (-)
	Non-Plan	State Plan	CP & GOI Share of CSS	Total		
1	2	3	4	5	6	7

*Figures in italics represent charged expenditure*

(₹ in lakh)

## Expenditure Heads (Revenue Account)- Contd.

## C. Economic Services - Contd.

## (d) Irrigation and Flood Control - Contd.

## 2702- Minor Irrigation - Concltd.

## 80- General - Concltd.

<i>Total - 80</i>	<i>50,81.74</i>	<i>..</i>	<i>..</i>	<i>50,81.74</i>	<i>47,30.52</i>	<i>(+)7.42</i>
<b>Total -2702</b>	<b>2,73,41.13</b>	<b>4,28,53.22</b>	<b>..</b>	<b>7,01,94.35</b>	<b>5,15,05.11</b>	<b>(+)36.29</b>
Salary	53,14.14	..	..	53,14.14	49,22.64	(+)7.95
Subsidy	30,00.00	2,44.78	..	32,44.78	30,00.00	(+)8.16
Grants-in-Aid	49,31.18	1,15,00.00	..	1,64,31.18	3,04,12.17	(-)45.97

## 2705- Command Area Development

001- Ayacut Development	..	52,07.90	..	52,07.90	40,55.94	(+)28.40
102- Command Area Development Programme, Puri Delta	45.17	..	..	45.17	24.12	(+)87.27
103- Command Area Development Programme, Hirakud	71.15	..	..	71.15	89.66	(-)20.64
104- Command Area Development Programme, Pre-Irrigation Ayacut	52.90	..	..	52.90	26.53	(+)99.40
105- Command Area Development Programme, Upper Kolab,Potteru-Satiguda	12.28	..	..	12.28	20.28	(-)39.45
106- Command Area Development Programme, Secretariat Administration	95.72	..	..	95.72	91.40	(+)4.73

## STATEMENT No. 15

## DETAILED STATEMENT OF REVENUE EXPENDITURE BY MINOR HEADS

Heads	Expenditure during the year 2015-16				Expenditure during the year 2014-15	Per cent Increase (+)/ Decrease (-)
	Non-Plan	State Plan	CP & GOI Share of CSS	Total		
1	2	3	4	5	6	7
<i>Figures in italics represent charged expenditure</i>					(₹ in lakh)	
<b>Expenditure Heads (Revenue Account)- Contd.</b>						
<b>C. Economic Services - Contd.</b>						
<b>(d) Irrigation and Flood Control - Contd.</b>						
<b>2705- Command Area Development - Concl.</b>						
789- Special Component Plan for Scheduled Castes	..	1,05,34.29	..	1,05,34.29	36,12.55	(+)191.60
796- Tribal Area Sub-Plan	..	1,11,58.91	..	1,11,58.91	45,89.31	(+)143.15
800- Other Expenditure	15,03.78	..	..	15,03.78	9,05.83	(+)66.01
911- Deduct-Recoveries of Overpayments	..	(-)0.03	..	(-)0.03	(-)0.28	(-)89.29
<b>Total -2705</b>	<b>17,81.00</b>	<b>2,69,01.07</b>	<b>..</b>	<b>2,86,82.07</b>	<b>1,34,15.34</b>	<b>(+)113.80</b>
<b>Salary</b>	<b>2,67.28</b>	<b>12,58.40</b>	<b>..</b>	<b>15,25.68</b>	<b>14,40.54</b>	<b>(+)5.91</b>
<b>Grants-in-Aid</b>	<b>..</b>	<b>2,55,94.98</b>	<b>..</b>	<b>2,55,94.98</b>	<b>1,10,15.76</b>	<b>(+)132.35</b>
<b>2711- Flood Control and Drainage</b>						
<b>01- Flood Control</b>						
800- Other Expenditure	1,25,43.66	..	..	1,25,43.66	1,26,32.06	(-)0.70
911- Deduct-Recoveries of Overpayments	..	..	..	..	(-)0.12	..
<b>Total - 01</b>	<b>1,25,43.66</b>	<b>..</b>	<b>..</b>	<b>1,25,43.66</b>	<b>1,26,31.94</b>	<b>(-)0.70</b>
<b>02- Anti-sea Erosion Projects</b>						
800- Other Expenditure	28,87.01	..	..	28,87.01	24,36.71	(+)18.48
<b>Total - 02</b>	<b>28,87.01</b>	<b>..</b>	<b>..</b>	<b>28,87.01</b>	<b>24,36.71</b>	<b>(+)18.48</b>

## STATEMENT No. 15

## DETAILED STATEMENT OF REVENUE EXPENDITURE BY MINOR HEADS

Heads	Expenditure during the year 2015-16				Expenditure during the year 2014-15	Per cent Increase (+)/ Decrease (-)
	Non-Plan	State Plan	CP & GOI Share of CSS	Total		
1	2	3	4	5	6	7
<i>Figures in italics represent charged expenditure</i>					(₹ in lakh)	
<b>Expenditure Heads (Revenue Account)- Contd.</b>						
<b>C. Economic Services - Contd.</b>						
<b>(d) Irrigation and Flood Control -Concl.</b>						
<b>2711- Flood Control and Drainage - Concl.</b>						
<i>03- Drainage</i>						
001- Direction and Administration	7,96.97	..	..	7,96.97	6,99.37	(+)13.96
800- Other Expenditure	14,08.46	..	..	14,08.46	12,58.53	(+)11.88
911- Deduct-Recoveries of Overpayments	(-)0.04	..	..	(-)0.04	(-)0.19	(-)78.95
<b>Total - 03</b>	<b>22,05.39</b>	..	..	<b>22,05.39</b>	<b>19,58.11</b>	<b>(+)12.63</b>
<b>Total -2711</b>	<b>1,76,36.06</b>	..	..	<b>1,76,36.06</b>	<b>1,70,26.76</b>	<b>(+)3.58</b>
<b>Salary</b>	<b>7,85.12</b>	..	..	<b>7,85.12</b>	<b>6,83.79</b>	<b>(+)14.82</b>
<b>Total - (d) Irrigation and Flood Control</b>	<b>2,15.80</b>	..	..	<b>11,12,14.88</b>	<b>6,98,54.29</b>	<b>(+)31.71</b>
<b>Salary</b>	<b>2,17,79.07</b>	<b>12,58.40</b>	..	<b>2,30,37.47</b>	<b>2,13,64.67</b>	<b>(+)7.83</b>
<b>Subsidy</b>	<b>30,00.00</b>	<b>2,44.78</b>	..	<b>32,44.78</b>	<b>30,00.00</b>	<b>(+)8.16</b>
<b>Grants-in-Aid</b>	<b>57,72.80</b>	<b>3,71,94.98</b>	..	<b>4,29,67.78</b>	<b>4,21,98.99</b>	<b>(+)1.82</b>

## STATEMENT No. 15

## DETAILED STATEMENT OF REVENUE EXPENDITURE BY MINOR HEADS

Heads	Expenditure during the year 2015-16				Expenditure during the year 2014-15	Per cent Increase (+)/ Decrease (-)
	Non-Plan	State Plan	CP & GOI Share of CSS	Total		
1	2	3	4	5	6	7
<i>Figures in italics represent charged expenditure</i>					(₹ in lakh)	
<b>Expenditure Heads (Revenue Account)- Contd.</b>						
<b>C. Economic Services - Contd.</b>						
<b>(e) Energy</b>						
<b>2801- Power</b>						
<b>01- Hydel Generation</b>						
001- Direction and Administration	..	..	..	..	59.47	..
102- Balimela Dam (Joint) Project	4,60.06	..	..	4,60.06	4,18.48	(+)9.94
800- Other Expenditure	..	..	..	..	1,90.75	..
911- Deduct-Recoveries of Overpayments	..	..	..	..	(-)97.97	..
<b>Total - 01</b>	<b>4,60.06</b>	<b>..</b>	<b>..</b>	<b>4,60.06</b>	<b>5,70.73</b>	<b>(-)19.39</b>
<b>05- Transmission and Distribution</b>						
911- Deduct-Recoveries of Overpayments	..	..	..	..	(-)1,23.84	..
<b>Total - 05</b>	<b>..</b>	<b>..</b>	<b>..</b>	<b>..</b>	<b>(-)1,23.84</b>	<b>..</b>
<b>80- General</b>						
004- Research and Development	96.79	..	..	96.79	62.55	(+)54.74
800- Other Expenditure	..	2,18.47	..	2,18.47	5,00.00	(-)56.31
<b>Total - 80</b>	<b>96.79</b>	<b>2,18.47</b>	<b>..</b>	<b>3,15.26</b>	<b>5,62.55</b>	<b>(-)43.96</b>
<b>Total -2801</b>	<b>5,56.85</b>	<b>2,18.47</b>	<b>..</b>	<b>7,75.32</b>	<b>10,09.44</b>	<b>(-)23.19</b>

## STATEMENT No. 15

## DETAILED STATEMENT OF REVENUE EXPENDITURE BY MINOR HEADS

Heads	Expenditure during the year 2015-16				Expenditure during the year 2014-15	Per cent Increase (+)/ Decrease (-)
	Non-Plan	State Plan	CP & GOI Share of CSS	Total		
1	2	3	4	5	6	7
<i>Figures in italics represent charged expenditure</i>					(₹ in lakh)	
<b>Expenditure Heads (Revenue Account)- Contd.</b>						
<b>C. Economic Services - Contd.</b>						
<b>(e) Energy -Concltd.</b>						
<b>2801- Power - Contd.</b>						
Salary	3,55.11	..	..	3,55.11	4,79.98	(-)26.02
Grants-in-Aid	..	..	..	..	5,00.00	(-)100.00
<b>2810- New and Renewable Energy</b>						
102- Renewable Energy for Rural Applications	..	2,50.00	..	2,50.00	10,00.00	(-)75.00
104- Research, Design & Development in Renewable Energy	..	24,46.37	..	24,46.37	9,83.09	(+)148.84
105- Supporting Programmes	3,97.00	10,25.00	..	14,22.00	18,80.00	(-)24.36
789- Special Component Plan for Scheduled Castes	..	1,68.28	..	1,68.28	5.64	(+)2883.69
796- Tribal Area Sub-Plan	..	2,35.35	..	2,35.35	11.27	(+)1988.29
911- Deduct-Recoveries of Overpayments	(-)21.13	..	..	(-)21.13	(-)3,93.18	(-)94.63
<b>Total -2810</b>	<b>3,75.87</b>	<b>41,25.00</b>	<b>..</b>	<b>45,00.87</b>	<b>34,86.82</b>	<b>(+)29.08</b>
<b>Grants-in-Aid</b>	<b>3,97.00</b>	<b>31,25.00</b>	<b>..</b>	<b>35,22.00</b>	<b>28,80.00</b>	<b>(+)22.29</b>
<b>Total - (e) Energy</b>	<b>9,32.72</b>	<b>43,43.47</b>	<b>..</b>	<b>52,76.19</b>	<b>44,96.26</b>	<b>(+)17.35</b>
<b>Salary</b>	<b>3,55.11</b>	<b>..</b>	<b>..</b>	<b>3,55.11</b>	<b>4,79.98</b>	<b>(-)26.02</b>
<b>Grants-in-Aid</b>	<b>3,97.00</b>	<b>31,25.00</b>	<b>..</b>	<b>35,22.00</b>	<b>33,80.00</b>	<b>(+)4.20</b>

## STATEMENT No. 15

## DETAILED STATEMENT OF REVENUE EXPENDITURE BY MINOR HEADS

Heads	Expenditure during the year 2015-16				Expenditure during the year 2014-15	Per cent Increase (+)/ Decrease (-)
	Non-Plan	State Plan	CP & GOI Share of CSS	Total		
1	2	3	4	5	6	7
<i>Figures in italics represent charged expenditure</i>					(₹ in lakh)	
<b>Expenditure Heads (Revenue Account)- Contd.</b>						
<b>C. Economic Services - Contd.</b>						
<b>(f) Industry and Minerals</b>						
<b>2851- Village and Small Scale Industries</b>						
001- Direction and Administration	41,13.45	..	..	41,13.45	37,37.11	(+)10.07
102- Small Scale Industries	5.00	43,70.06	..	43,75.06	23,20.38	(+)88.55
103- Handloom Industries	4,74.47	30,53.67	..	35,28.14	29,66.65	(+)18.93
104- Handicraft Industries	2,59.74	20,15.77	..	22,75.51	18,06.22	(+)25.98
105- Khadi and Village Industries	6,68.49	1,00.00	..	7,68.49	9,73.41	(-)21.05
106- Coir Industries	90.45	1,16.12	2.91	2,09.48	2,02.73	(+)3.32
107- Sericulture Industries	11,15.82	5,04.25	..	16,20.07	13,03.44	(+)24.29
108- Powerloom Industries	80.00	..	..	80.00	78.00	(+)2.56
200- Other Village Industries	15,91.80	..	..	15,91.80	15,57.93	(+)2.17
789- Special Component Plan for Scheduled Castes	..	11,47.50	..	11,47.50	14,65.49	(-)21.70
796- Tribal Area Sub-Plan	..	17,60.36	..	17,60.36	17,54.43	(+)0.34
800- Other Expenditure	13.00	5.00	..	18.00	17.00	(+)5.88
911- Deduct-Recoveries of Overpayments	(-)27.97	(-)7.34	..	(-)35.31	(-)2,30.71	(-)84.70
<b>Total -2851</b>	<b>83,84.25</b>	<b>1,30,65.39</b>	<b>2.91</b>	<b>2,14,52.55</b>	<b>1,79,52.08</b>	<b>(+)19.50</b>
<b>Salary</b>	<b>72,94.44</b>	<b>..</b>	<b>..</b>	<b>72,94.44</b>	<b>67,70.69</b>	<b>(+)7.74</b>



## STATEMENT No. 15

## DETAILED STATEMENT OF REVENUE EXPENDITURE BY MINOR HEADS

Heads	Expenditure during the year 2015-16				Expenditure during the year 2014-15	Per cent Increase (+)/ Decrease (-)
	Non-Plan	State Plan	CP & GOI Share of CSS	Total		
1	2	3	4	5	6	7
<i>Figures in italics represent charged expenditure</i>					(₹ in lakh)	
<b>Expenditure Heads (Revenue Account)- Contd.</b>						
<b>C. Economic Services - Contd.</b>						
<b>(f) Industry and Minerals - Contd.</b>						
<b>2851- Village and Small Scale Industries - Contd.</b>						
Subsidy	..	73,81.29	..	73,81.29	43,65.75	(+)69.97
Grants-in-Aid	7,91.49	20,88.44	4.03	28,83.96	39,30.78	(-)26.63
<b>2852- Industries</b>						
<b><i>01- Iron and Steel Industries</i></b>						
800- Other Expenditure	..	17.27	..	17.27	15.12	(+)14.30
<b><i>Total - 01</i></b>	..	<b>17.27</b>	..	<b>17.27</b>	<b>15.12</b>	<b>(+)14.30</b>
<b><i>07- Telecommunication and Electronic Industries</i></b>						
202- Electronics	..	1,02,61.52	..	1,02,61.52	81,39.68	(+)26.07
789- Special Component Plan for Scheduled Castes	..	2,44.00	..	2,44.00	..	..
796- Tribal Area Sub-Plan	..	2,08.86	..	2,08.86	10,00.00	(-)79.11
<b><i>Total - 07</i></b>	..	<b>1,07,14.38</b>	..	<b>1,07,14.38</b>	<b>91,39.68</b>	<b>(+)17.23</b>
<b><i>08- Consumer Industries</i></b>						
101- Edible Oils	..	..	..	..	50.54	..
600- Others	11.00	..	..	11.00	12.06	(-)8.79
<b><i>Total - 08</i></b>	<b>11.00</b>	..	..	<b>11.00</b>	<b>62.60</b>	<b>(-)82.43</b>

## STATEMENT No. 15

## DETAILED STATEMENT OF REVENUE EXPENDITURE BY MINOR HEADS

Heads	Expenditure during the year 2015-16				Expenditure during the year 2014-15	Per cent Increase (+)/ Decrease (-)
	Non-Plan	State Plan	CP & GOI Share of CSS	Total		
1	2	3	4	5	6	7

*Figures in italics represent charged expenditure*

(₹ in lakh)

## Expenditure Heads (Revenue Account)- Contd.

## C. Economic Services - Contd.

## (f) Industry and Minerals - Contd.

## 2852- Industries - Concltd.

Total -2852	11.00	1,07,31.65	..	1,07,42.65	92,17.40	(+)16.55
Salary	10.51	14.92	..	25.43	25.73	(-)1.17
Grants-in-Aid	..	1,07,14.38	..	1,07,14.38	91,90.22	(+)16.58

## 2853- Non-ferrous Mining and Metallurgical Industries

*02- Regulation and Development of Mines*

001- Direction and Administration	22,15.77	14,24.90	..	36,40.67	46,93.95	(-)22.44
004- Research and Development	1,28.70	9.96	..	1,38.66	1,49.58	(-)7.30
102- Mineral Exploration	15,12.16	71.89	..	15,84.05	18,67.72	(-)15.19
789- Special Component Plan for Scheduled Castes	..	5,73.00	..	5,73.00	20.45	(+)2701.96
796- Tribal Area Sub-Plan	..	11,59.56	..	11,59.56	3,28.00	(+)253.52
911- Deduct-Recoveries of Overpayments	(-)1.18	..	..	(-)1.18	(-)0.04	(+)2850.00
<b>Total - 02</b>	<b>38,55.45</b>	<b>32,39.31</b>	<b>..</b>	<b>70,94.76</b>	<b>70,59.66</b>	<b>(+)0.50</b>

## STATEMENT No. 15

## DETAILED STATEMENT OF REVENUE EXPENDITURE BY MINOR HEADS

Heads	Expenditure during the year 2015-16				Expenditure during the year 2014-15	Per cent Increase (+)/ Decrease (-)
	Non-Plan	State Plan	CP & GOI Share of CSS	Total		
1	2	3	4	5	6	7
<i>Figures in italics represent charged expenditure</i>					(₹ in lakh)	
<b>Expenditure Heads (Revenue Account)- Contd.</b>						
<b>C. Economic Services - Contd.</b>						
<b>(f) Industry and Minerals - Contd.</b>						
<b>2853- Non-ferrous Mining and Metallurgical Industries - Concl'd.</b>						
Total -2853	38,55.45	32,39.31	..	70,94.76	70,59.66	(+)0.50
Salary	37,30.40	..	..	37,30.40	34,51.34	(+)8.09
<b>2875- Other Industries</b>						
<i>60- Other Industries</i>						
190- Assistance to Public Sector and Other Undertakings	..	27,46.94	..	27,46.94	16,10.00	(+)70.62
911- Deduct-Recoveries of Overpayments	..	(-)13.90	..	(-)13.90	..	..
<i>Total - 60</i>	..	27,33.04	..	27,33.04	16,10.00	(+)69.75
<b>Total -2875</b>	..	27,33.04	..	27,33.04	16,10.00	(+)69.75
<b>Grants-in-Aid</b>						
..	..	26,96.94	..	26,96.94	15,10.00	(+)78.61
<b>2885- Other Outlays on Industries and Minerals</b>						
<i>01- Industrial Financial Institutions</i>						
101- Assistance to Industrial Finance Institutions	..	63,91.84	..	63,91.84	15,13.69	(+)322.27
796- Tribal Area Sub-Plan	..	60.00	..	60.00	20.03	(+)199.55
<i>Total - 01</i>	..	64,51.84	..	64,51.84	15,33.72	(+)320.67
<i>60- Others</i>						
796- Tribal Area Sub-Plan	..	23.27	..	23.27	21.70	(+)7.24

## STATEMENT No. 15

## DETAILED STATEMENT OF REVENUE EXPENDITURE BY MINOR HEADS

Heads	Expenditure during the year 2015-16				Expenditure during the year 2014-15	Per cent Increase (+)/ Decrease (-)
	Non-Plan	State Plan	CP & GOI Share of CSS	Total		
1	2	3	4	5	6	7
<i>Figures in italics represent charged expenditure</i>					(₹ in lakh)	
<b>Expenditure Heads (Revenue Account)- Contd.</b>						
<b>C. Economic Services - Contd.</b>						
<b>(f) Industry and Minerals -Concltd.</b>						
<b>2885- Other Outlays on Industries and Minerals - Concltd.</b>						
<b>60- Others - Concltd.</b>						
800- Other Expenditure	..	81.84	..	81.84	78.39	(+)4.40
<i>Total - 60</i>	..	<b>1,05.11</b>	..	<b>1,05.11</b>	<b>1,00.09</b>	<b>(+)5.02</b>
<b>Total -2885</b>	..	<b>65,56.95</b>	..	<b>65,56.95</b>	<b>16,33.81</b>	<b>(+)301.33</b>
<b>Salary</b>	..	<b>1,01.41</b>	..	<b>1,01.41</b>	<b>97.24</b>	<b>(+)4.29</b>
<b>Subsidy</b>	..	<b>64,51.84</b>	..	<b>64,51.84</b>	<b>15,33.72</b>	<b>(+)320.67</b>
<b>Total - (f) Industry and Minerals</b>	<b>1,22,50.70</b>	<b>3,63,26.34</b>	<b>2.91</b>	<b>4,85,79.95</b>	<b>3,74,72.95</b>	<b>(+)29.64</b>
<b>Salary</b>	<b>1,10,35.35</b>	<b>1,16.33</b>	..	<b>1,11,51.68</b>	<b>1,03,45.00</b>	<b>(+)7.80</b>
<b>Subsidy</b>	..	<b>1,38,33.13</b>	..	<b>1,38,33.13</b>	<b>58,76.31</b>	<b>(+)135.41</b>
<b>Grants-in-Aid</b>	<b>7,91.49</b>	<b>1,54,99.76</b>	<b>4.03</b>	<b>1,62,95.28</b>	<b>1,46,31.00</b>	<b>(+)11.38</b>
<b>(g) Transport</b>						
<b>3051- Ports and Light Houses</b>						
<b>02- Minor Ports</b>						
102- Port Management	3,00.91	1,62.73	..	4,63.64	3,22.10	(+)43.94

## STATEMENT No. 15

## DETAILED STATEMENT OF REVENUE EXPENDITURE BY MINOR HEADS

Heads	Expenditure during the year 2015-16				Expenditure during the year 2014-15	Per cent Increase (+)/ Decrease (-)
	Non-Plan	State Plan	CP & GOI Share of CSS	Total		
1	2	3	4	5	6	7
<i>Figures in italics represent charged expenditure</i>					(₹ in lakh)	
<b>Expenditure Heads (Revenue Account)- Contd.</b>						
<b>C. Economic Services - Contd.</b>						
<b>(g) Transport - Contd.</b>						
<b>3051- Ports and Light Houses - Concltd.</b>						
<b>02- Minor Ports - Concltd.</b>						
<i>Total - 02</i>	<b>3,00.91</b>	<b>1,62.73</b>	..	<b>4,63.64</b>	<b>3,22.10</b>	<b>(+)43.94</b>
<b>Total -3051</b>	<b>3,00.91</b>	<b>1,62.73</b>	..	<b>4,63.64</b>	<b>3,22.10</b>	<b>(+)43.94</b>
Salary	<b>2,79.03</b>	<b>17.05</b>	..	<b>2,96.08</b>	<b>2,85.79</b>	<b>(+)3.60</b>
<b>3053- Civil Aviation</b>						
<b>02- Air Ports</b>						
102- Aerodromes	29.26	..	..	29.26	23.47	(+)24.67
<i>Total - 02</i>	<b>29.26</b>	..	..	<b>29.26</b>	<b>23.47</b>	<b>(+)24.67</b>
<b>60- Other Aeronautical Services</b>						
101- Communications	1,19.03	..	..	1,19.03	1,16.73	(+)1.97
<i>Total - 60</i>	<b>1,19.03</b>	..	..	<b>1,19.03</b>	<b>1,16.73</b>	<b>(+)1.97</b>
<b>80- General</b>						
003- Training and Education	38.22	..	..	38.22	37.76	(+)1.22
<i>Total - 80</i>	<b>38.22</b>	..	..	<b>38.22</b>	<b>37.76</b>	<b>(+)1.22</b>
<b>Total -3053</b>	<b>1,86.51</b>	..	..	<b>1,86.51</b>	<b>1,77.96</b>	<b>(+)4.80</b>

## STATEMENT No. 15

## DETAILED STATEMENT OF REVENUE EXPENDITURE BY MINOR HEADS

Heads	Expenditure during the year 2015-16				Expenditure during the year 2014-15	Per cent Increase (+)/ Decrease (-)
	Non-Plan	State Plan	CP & GOI Share of CSS	Total		
1	2	3	4	5	6	7
<i>Figures in italics represent charged expenditure</i>					(₹ in lakh)	
<b>Expenditure Heads (Revenue Account)- Contd.</b>						
<b>C. Economic Services - Contd.</b>						
<b>(g) Transport - Contd.</b>						
<b>3053- Civil Aviation - Concltd.</b>						
Salary	1,47.16	..	..	1,47.16	1,43.50	(+)2.55
<b>3054- Roads and Bridges</b>						
<i>01- National Highways</i>						
104- National Highways Urban Links	7,24.82	..	..	7,24.82	7,99.46	(-)9.34
<b>Total - 01</b>	<b>7,24.82</b>	<b>..</b>	<b>..</b>	<b>7,24.82</b>	<b>7,99.46</b>	<b>(-)9.34</b>
<i>03- State Highways</i>						
337- Road Works	1,38,11.51	..	..	1,38,11.51	1,26,69.48	(+)9.01
911- Deduct-Recoveries of Overpayments	(-)0.17	..	..	(-)0.17	..	..
<b>Total - 03</b>	<b>1,38,11.34</b>	<b>..</b>	<b>..</b>	<b>1,38,11.34</b>	<b>1,26,69.48</b>	<b>(+)9.01</b>
<i>04- District and Other Roads</i>						
337- Road Works	13,70,28.32	..	..	13,70,28.32	14,12,67.27	(-)3.00
338- Pradhan Mantri Gram Sadak Yojana	32,01.32	..	..	32,01.32	41,08.56	(-)22.08
911- Deduct-Recoveries of Overpayments	(-)0.04	..	..	(-)0.04	(-)0.16	(-)75.00
<b>Total - 04</b>	<b>14,02,29.60</b>	<b>..</b>	<b>..</b>	<b>14,02,29.60</b>	<b>14,53,75.67</b>	<b>(-)3.54</b>

## STATEMENT No. 15

## DETAILED STATEMENT OF REVENUE EXPENDITURE BY MINOR HEADS

Heads	Expenditure during the year 2015-16				Expenditure during the year 2014-15	Per cent Increase (+)/ Decrease (-)
	Non-Plan	State Plan	CP & GOI Share of CSS	Total		
1	2	3	4	5	6	7
<i>Figures in italics represent charged expenditure</i>					(₹ in lakh)	
<b>Expenditure Heads (Revenue Account)- Contd.</b>						
<b>C. Economic Services - Contd.</b>						
<b>(g) Transport - Contd.</b>						
<b>3054- Roads and Bridges - Contd.</b>						
<b>80- General</b>						
190- Assistance to Public Sector and Other Undertakings	53,00.00	..	..	53,00.00	48,00.00	(+)10.42
191- Assistance to Municipal Corporations	7,84.71	5,45.46	..	13,30.17	24,81.24	(-)46.39
192- Assistance to Municipalities/Municipal Councils	13,72.44	8,60.22	..	22,32.66	33,37.41	(-)33.10
193- Assistance to Nagar Panchayats/NACs or equivalent thereof	10,96.46	4,34.52	..	15,30.98	18,67.53	(-)18.02
789- Special Component Plan for Scheduled Castes	..	4,94.84	..	4,94.84	4,95.90	(-)0.21
796- Tribal Area Sub-Plan	..	6,62.42	..	6,62.42	6,63.90	(-)0.22
797- Transfers to/from Reserve Funds/Deposit Account	..	1,25,98.00	..	1,25,98.00	1,23,42.00	(+)2.07
800- Other Expenditure	<i>0.71</i>	..	..			
	40,10.70	..	..	40,11.41	36,03.25	(+)11.33
<b>Total - 80</b>	<i>0.71</i>	..	..			
	<b>1,25,64.31</b>	<b>1,55,95.46</b>	..	<b>2,81,60.48</b>	<b>2,95,91.23</b>	<b>(-)4.84</b>
<b>Total -3054</b>	<i>0.71</i>	..	..			
	<b>16,73,30.07</b>	<b>1,55,95.46</b>	..	<b>18,29,26.24</b>	<b>18,84,35.84</b>	<b>(-)2.92</b>

## STATEMENT No. 15

## DETAILED STATEMENT OF REVENUE EXPENDITURE BY MINOR HEADS

Heads	Expenditure during the year 2015-16				Expenditure during the year 2014-15	Per cent Increase (+)/ Decrease (-)
	Non-Plan	State Plan	CP & GOI Share of CSS	Total		
1	2	3	4	5	6	7
<i>Figures in italics represent charged expenditure</i>					(₹ in lakh)	
<b>Expenditure Heads (Revenue Account)- Contd.</b>						
<b>C. Economic Services - Contd.</b>						
<b>(g) Transport -Concl.</b>						
<b>3054- Roads and Bridges - Concl.</b>						
Grants-in-Aid	2,29,88.00	29,92.72	..	2,59,80.72	2,74,13.61	(-)5.23
<b>3055- Road Transport</b>						
800- Other Expenditure	5,40.00	..	..	5,40.00	1,60.00	(+)237.50
<b>Total -3055</b>	<b>5,40.00</b>	<b>..</b>	<b>..</b>	<b>5,40.00</b>	<b>1,60.00</b>	<b>(+)237.50</b>
Subsidy	..	..	..	..	1,60.00	(-)100.00
<b>3056- Inland Water Transport</b>						
001- Direction and Administration	75.91	20.93	..	96.84	1,66.29	(-)41.76
003- Training and Research	59.28	..	..	59.28	53.55	(+)10.70
104- Navigation	2,77.37	..	..	2,77.37	2,37.89	(+)16.60
<b>Total -3056</b>	<b>4,12.56</b>	<b>20.93</b>	<b>..</b>	<b>4,33.49</b>	<b>4,57.73</b>	<b>(-)5.30</b>
Salary	3,03.41	..	..	3,03.41	2,85.20	(+)6.38
<b>Total - (g) Transport</b>	<b>0.71</b>	<b>..</b>	<b>..</b>	<b>16,87,70.05</b>	<b>18,95,53.63</b>	<b>(-)2.64</b>
Salary	7,29.60	17.05	..	7,46.65	7,14.49	(+)4.50
Subsidy	..	..	..	..	1,60.00	(-)100.00



## STATEMENT No. 15

## DETAILED STATEMENT OF REVENUE EXPENDITURE BY MINOR HEADS

Heads	Expenditure during the year 2015-16				Expenditure during the year 2014-15	Per cent Increase (+)/ Decrease (-)
	Non-Plan	State Plan	CP & GOI	Total		
	Share of CSS					
1	2	3	4	5	6	7
<i>Figures in italics represent charged expenditure</i>					(₹ in lakh)	
<b>Expenditure Heads (Revenue Account)- Contd.</b>						
<b>C. Economic Services - Contd.</b>						
<b>(g) Transport - Contd.</b>						
Grants-in-Aid	<b>2,29,88.00</b>	<b>29,92.72</b>	..	<b>2,59,80.72</b>	<b>2,74,13.61</b>	<b>(-5.23)</b>
<b>(i) Science Technology and Environment</b>						
<b>3425- Other Scientific Research</b>						
<b>60- Others</b>						
200- Assistance to other Scientific bodies	6,39.04	22,58.21	..	28,97.25	32,10.52	(-9.76)
789- Special Component Plan for Scheduled Castes	..	40.10	..	40.10	50.00	(-19.80)
796- Tribal Area Sub-Plan	..	57.72	..	57.72	80.70	(-28.48)
911- Deduct-Recoveries of Overpayments	(-23.80)	..	..	(-23.80)	(-14,92.90)	(-98.41)
<b>Total - 60</b>	<b>6,15.24</b>	<b>23,56.03</b>	..	<b>29,71.27</b>	<b>18,48.32</b>	<b>(+60.76)</b>
<b>Total -3425</b>	<b>6,15.24</b>	<b>23,56.03</b>	..	<b>29,71.27</b>	<b>18,48.32</b>	<b>(+60.76)</b>
<b>Salary</b>	..	<b>74.36</b>	..	<b>74.36</b>	<b>51.60</b>	<b>(+44.11)</b>
<b>Grants-in-Aid</b>	<b>6,39.04</b>	<b>22,71.96</b>	..	<b>29,11.00</b>	<b>32,53.96</b>	<b>(-10.54)</b>
<b>3435- Ecology and Environment</b>						
<b>03- Environmental Research and Ecological Regeneration</b>						
102- Environmental Planning and Coordination	4,04.95	4,92.93	66.00	9,63.88	28,45.20	(-66.12)

## STATEMENT No. 15

## DETAILED STATEMENT OF REVENUE EXPENDITURE BY MINOR HEADS

Heads	Expenditure during the year 2015-16				Expenditure during the year 2014-15	Per cent Increase (+)/ Decrease (-)
	Non-Plan	State Plan	CP & GOI Share of CSS	Total		
1	2	3	4	5	6	7
<i>Figures in italics represent charged expenditure</i>					(₹ in lakh)	
<b>Expenditure Heads (Revenue Account)- Contd.</b>						
<b>C. Economic Services - Contd.</b>						
<b>(i) Science Technology and Environment -Concl'd.</b>						
<b>3435- Ecology and Environment - Concl'd.</b>						
<b>03- Environmental Research and Ecological Regeneration - Concl'd.</b>						
103- Research and Ecological Regeneration	5,50.00	1,19.00	..	6,69.00	6,29.88	(+)6.21
789- Special Component Plan for Scheduled Castes	..	35.00	..	35.00	36.00	(-)2.78
796- Tribal Area Sub-Plan	..	46.00	..	46.00	48.00	(-)4.17
911- Deduct-Recoveries of Overpayments	(-)75.33	..	..	(-)75.33	..	..
<b>Total - 03</b>	<b>8,79.62</b>	<b>6,92.93</b>	<b>66.00</b>	<b>16,38.55</b>	<b>35,59.08</b>	<b>(-)53.96</b>
<b>04- Prevention and Control of Pollution</b>						
103- Prevention of air and water pollution	..	..	..	..	..	..
<b>Total - 04</b>	<b>2.00</b>	<b>..</b>	<b>..</b>	<b>2.00</b>	<b>2.00</b>	<b>..</b>
<b>Total -3435</b>	<b>2.00</b>	<b>..</b>	<b>..</b>	<b>2.00</b>	<b>2.00</b>	<b>..</b>
	<b>8,81.62</b>	<b>6,92.93</b>	<b>66.00</b>	<b>16,40.55</b>	<b>35,61.08</b>	<b>(-)53.93</b>
<b>Salary</b>	<b>58.21</b>	<b>..</b>	<b>..</b>	<b>58.21</b>	<b>46.69</b>	<b>(+)24.67</b>
<b>Grants-in-Aid</b>	<b>8,84.00</b>	<b>6,71.00</b>	<b>..</b>	<b>15,55.00</b>	<b>31,84.92</b>	<b>(-)51.18</b>
<b>Total - (i) Science Technology and Environment</b>	<b>14,96.86</b>	<b>30,48.96</b>	<b>66.00</b>	<b>46,11.82</b>	<b>54,09.40</b>	<b>(-)14.74</b>

## STATEMENT No. 15

## DETAILED STATEMENT OF REVENUE EXPENDITURE BY MINOR HEADS

Heads	Expenditure during the year 2015-16				Expenditure during the year 2014-15	Per cent Increase (+)/ Decrease (-)
	Non-Plan	State Plan	CP & GOI Share of CSS	Total		
1	2	3	4	5	6	7
<i>Figures in italics represent charged expenditure</i>					(₹ in lakh)	
<b>Expenditure Heads (Revenue Account)- Contd.</b>						
<b>C. Economic Services - Contd.</b>						
<b>(i) Science Technology and Environment - Contd.</b>						
Salary	58.21	74.36	..	1,32.57	98.29	(+)34.88
Grants-in-Aid	15,23.04	29,42.96	..	44,66.00	64,38.88	(-)30.64
<b>(j) General Economic Services</b>						
<b>3451- Secretariat-Economic Services</b>						
090- Secretariat	0.47	..	..	..	..	..
	77,15.01	86.03	..	78,01.51	74,93.86	(+)4.11
091- Attached Offices	..	32.09	..	32.09	40.77	(-)21.29
092- Other Offices	4,08.31	49,48.90	..	53,57.21	51,38.04	(+)4.27
101- Planning Commission-Planning Board	68.51	..	..	68.51	44.09	(+)55.39
102- District Planning Machinery	6,98.57	3,65,20.54	..	3,72,19.11	5,12,30.67	(-)27.35
789- Special Component Plan for Scheduled Castes	..	45,10.59	..	45,10.59	89,06.80	(-)49.36
796- Tribal Area Sub-Plan	..	87,00.08	..	87,00.08	1,84,03.20	(-)52.73
911- Deduct-Recoveries of Overpayments	(-)0.87	(-)1.09	..	(-)1.96	(-)0.40	(+)390.00
<b>Total -3451</b>	<i>0.47</i>	..	..	..	..	..
	<b>88,89.53</b>	<b>5,47,97.14</b>	..	<b>6,36,87.14</b>	<b>9,12,57.03</b>	<b>(-)30.21</b>
Salary	82,13.77	1,27.80	..	83,41.57	79,97.56	(+)4.30

## STATEMENT No. 15

## DETAILED STATEMENT OF REVENUE EXPENDITURE BY MINOR HEADS

Heads	Expenditure during the year 2015-16				Expenditure during the year 2014-15	Per cent Increase (+)/ Decrease (-)
	Non-Plan	State Plan	CP & GOI Share of CSS	Total		
1	2	3	4	5	6	7
<i>Figures in italics represent charged expenditure</i>					(₹ in lakh)	
<b>Expenditure Heads (Revenue Account)- Contd.</b>						
<b>C. Economic Services - Contd.</b>						
<b>(j) General Economic Services - Contd.</b>						
<b>3451- Secretariat-Economic Services - Contd.</b>						
Grants-in-Aid	3.00	5,39,37.00	..	5,39,40.00	7,93,42.50	(-)32.02
<b>3452- Tourism</b>						
<i>01- Tourist Infrastructure</i>						
101- Tourist Centre	53.68	..	..	53.68	54.27	(-)1.09
102- Tourist Accommodation	2,36.26	..	..	2,36.26	2,30.40	(+)2.54
<b>Total - 01</b>	<b>2,89.94</b>	<b>..</b>	<b>..</b>	<b>2,89.94</b>	<b>2,84.67</b>	<b>(+)1.85</b>
<i>80- General</i>						
001- Direction and Administration	1,49.30	..	..	1,49.30	1,48.08	(+)0.82
104- Promotion and Publicity	4,47.88	31,09.73	..	35,57.61	31,05.05	(+)14.57
911- Deduct-Recoveries of Overpayments	(-)1.82	(-)0.14	..	(-)1.96	(-)4.75	(-)58.74
<b>Total - 80</b>	<b>5,95.36</b>	<b>31,09.59</b>	<b>..</b>	<b>37,04.95</b>	<b>32,48.38</b>	<b>(+)14.06</b>
<b>Total -3452</b>	<b>8,85.30</b>	<b>31,09.59</b>	<b>..</b>	<b>39,94.89</b>	<b>35,33.05</b>	<b>(+)13.07</b>
<b>Salary</b>	<b>8,23.45</b>	<b>..</b>	<b>..</b>	<b>8,23.45</b>	<b>7,54.85</b>	<b>(+)9.09</b>
<b>Grants-in-Aid</b>	<b>..</b>	<b>1,10.00</b>	<b>..</b>	<b>1,10.00</b>	<b>1,00.00</b>	<b>(+)10.00</b>

## STATEMENT No. 15

## DETAILED STATEMENT OF REVENUE EXPENDITURE BY MINOR HEADS

Heads	Expenditure during the year 2015-16				Expenditure during the year 2014-15	Per cent Increase (+)/ Decrease (-)
	Non-Plan	State Plan	CP & GOI Share of CSS	Total		
1	2	3	4	5	6	7
<i>Figures in italics represent charged expenditure</i>					(₹ in lakh)	
<b>Expenditure Heads (Revenue Account)- Contd.</b>						
<b>C. Economic Services - Contd.</b>						
<b>(j) General Economic Services - Contd.</b>						
<b>3453- Foreign Trade and Export Promotion</b>						
106- Administration of Export Promotion Schemes	6,72.49	1,93.31	..	8,65.80	23,73.06	(-)63.52
789- Special Component Plan for Scheduled Castes	..	14.32	..	14.32	2.77	(+)416.97
796- Tribal Area Sub-Plan	..	19.45	..	19.45	3.23	(+)502.17
911- Deduct-Recoveries of Overpayments	(-)1.60	..	..	(-)1.60	(-)0.06	(+)2566.67
<b>Total -3453</b>	<b>6,70.89</b>	<b>2,27.08</b>	<b>..</b>	<b>8,97.97</b>	<b>23,79.00</b>	<b>(-)62.25</b>
<b>Salary</b>	<b>6,02.63</b>	<b>..</b>	<b>..</b>	<b>6,02.63</b>	<b>5,38.16</b>	<b>(+)11.98</b>
<b>3454- Census Surveys and Statistics</b>						
<b>01- Census</b>						
911- Deduct-Recoveries of Overpayments	(-)3.53	..	..	(-)3.53	(-)0.49	(+)620.41
<b>Total - 01</b>	<b>(-)3.53</b>	<b>..</b>	<b>..</b>	<b>(-)3.53</b>	<b>(-)0.49</b>	<b>(+)620.41</b>
<b>02- Surveys and Statistics</b>						
001- Direction and Administration	9,84.45	..	99.94	10,84.39	27,40.95	(-)60.44
201- National Sample Survey Organisation	80.68	..	..	80.68	78.12	(+)3.28
205- State Statistical Agency	..	..	..	..	2,09.73	..

## STATEMENT No. 15

## DETAILED STATEMENT OF REVENUE EXPENDITURE BY MINOR HEADS

Heads	Expenditure during the year 2015-16				Expenditure during the year 2014-15	Per cent Increase (+)/ Decrease (-)
	Non-Plan	State Plan	CP & GOI Share of CSS	Total		
1	2	3	4	5	6	7
<i>Figures in italics represent charged expenditure</i>					(₹ in lakh)	
<b>Expenditure Heads (Revenue Account)- Contd.</b>						
<b>C. Economic Services - Contd.</b>						
<b>(j) General Economic Services - Contd.</b>						
<b>3454- Census Surveys and Statistics - Concltd.</b>						
<b>02- Surveys and Statistics - Concltd.</b>						
800- Other Expenditure	4,12.04	2,11.86	17,67.19	23,91.09	9,93.31	(+)140.72
902- Deduct Amount met from Civil Deposit for Census Operation of 2011	..	..	(-)17,63.66	(-)17,63.66	(-)5,02.84	(+)250.74
911- Deduct-Recoveries of Overpayments	(-)5.10	..	..	(-)5.10	(-)0.06	(+)8400.00
<b>Total - 02</b>	<b>14,72.07</b>	<b>2,11.86</b>	<b>1,03.47</b>	<b>17,87.40</b>	<b>35,19.21</b>	<b>(-)49.21</b>
<b>Total -3454</b>	<b>14,68.54</b>	<b>2,11.86</b>	<b>1,03.47</b>	<b>17,83.87</b>	<b>35,18.72</b>	<b>(-)49.30</b>
<b>Salary</b>	<b>14,29.86</b>	<b>..</b>	<b>56.12</b>	<b>14,85.98</b>	<b>31,66.69</b>	<b>(-)53.07</b>
<b>3456- Civil Supplies</b>						
001- Direction and Administration	6,16.85	..	..	6,16.85	6,03.47	(+)2.22
104- Consumer Welfare Fund	..	14,00.00	..	14,00.00	..	..
800- Other Expenditure	..	5,53.86	5,62.02	11,15.88	..	..
911- Deduct-Recoveries of Overpayments	(-)0.01	..	..	(-)0.01	(-)0.03	(-)66.67
<b>Total -3456</b>	<b>6,16.84</b>	<b>19,53.86</b>	<b>5,62.02</b>	<b>31,32.72</b>	<b>6,03.44</b>	<b>(+)419.14</b>
<b>Salary</b>	<b>6,15.16</b>	<b>..</b>	<b>..</b>	<b>6,15.16</b>	<b>6,01.19</b>	<b>(+)2.32</b>

## STATEMENT No. 15

## DETAILED STATEMENT OF REVENUE EXPENDITURE BY MINOR HEADS

Heads	Expenditure during the year 2015-16				Expenditure during the year 2014-15	Per cent Increase (+)/ Decrease (-)
	Non-Plan	State Plan	CP & GOI Share of CSS	Total		
1	2	3	4	5	6	7
<i>Figures in italics represent charged expenditure</i>					(₹ in lakh)	
<b>Expenditure Heads (Revenue Account)- Contd.</b>						
<b>C. Economic Services - Concl'd.</b>						
<b>(j) General Economic Services -Concl'd.</b>						
<b>3456- Civil Supplies - Concl'd.</b>						
Grants-in-Aid	..	..	11,15.88	11,15.88	..	..
<b>3475- Other General Economic Services</b>						
106- Regulation of Weights and Measures	7,22.46	20.00	..	7,42.46	7,02.46	(+)5.69
911- Deduct-Recoveries of Overpayments	(-)0.10	..	..	(-)0.10	..	..
<b>Total -3475</b>	<b>7,22.36</b>	<b>20.00</b>	<b>..</b>	<b>7,42.36</b>	<b>7,02.46</b>	<b>(+)5.68</b>
Salary	6,84.77	..	..	6,84.77	6,46.17	(+)5.97
<b>Total - (j) General Economic Services</b>	<i>0.47</i>	..	..			
	1,32,53.46	6,03,19.53	6,65.49	7,42,38.95	10,19,93.70	(-)27.21
Salary	1,23,69.64	1,27.80	56.12	1,25,53.56	1,37,04.62	(-)8.40
Grants-in-Aid	3.00	5,40,47.00	11,15.88	5,51,65.88	7,94,42.50	(-)30.56
<b>Total - C.Economic Services</b>	<i>6,40.40</i>	..	..			
	74,79,87.48	1,06,58,67.07	43,17.35	1,81,88,12.30	1,48,25,37.64	(+)22.68
Salary	18,32,53.05	19,02.58	27,34.32	18,78,89.95	17,40,55.66	(+)7.95
Subsidy	11,47,78.75	6,86,98.60	..	18,34,77.35	17,68,47.50	(+)3.75
Grants-in-Aid	21,64,57.61	64,79,18.28	21,57.57	86,65,33.46	64,07,22.21	(+)35.24

## STATEMENT No. 15

## DETAILED STATEMENT OF REVENUE EXPENDITURE BY MINOR HEADS

Heads	Expenditure during the year 2015-16				Expenditure during the year 2014-15	Per cent Increase (+)/ Decrease (-)
	Non-Plan	State Plan	CP & GOI Share of CSS	Total		
1	2	3	4	5	6	7
<i>Figures in italics represent charged expenditure</i>					(₹ in lakh)	
<b>Expenditure Heads (Revenue Account)- Contd.</b>						
<b>D. Grants-in-Aid and contributions</b>						
<b>3604- Compensation and Assignments to Local Bodies and Panchayati Raj Institutions</b>						
191- Assistance to Municipal Corporations	3,47,57.68	..	..	3,47,57.68	2,36,06.96	(+)47.23
192- Assistance to Municipalities/Municipal Councils	3,40,99.72	..	..	3,40,99.72	2,36,53.61	(+)44.16
193- Assistance to Nagar Panchayats/NACs or equivalent thereof	1,75,61.65	..	..	1,75,61.65	1,41,09.20	(+)24.47
196- Assistance to Zilla Parishads	5,89.43	..	..	5,89.43	10,14.43	(-)41.90
197- Assistance to Block Panchayats	12,05.19	..	..	12,05.19	1,28,71.23	(-)90.64
198- Assistance to Gram Panchayats	33,69.57	..	..	33,69.57	63,15.07	(-)46.64



## STATEMENT No. 15

## DETAILED STATEMENT OF REVENUE EXPENDITURE BY MINOR HEADS

Heads	Expenditure during the year 2015-16				Expenditure during the year 2014-15	Per cent Increase (+)/ Decrease (-)
	Non-Plan	State Plan	CP & GOI Share of CSS	Total		
1	2	3	4	5	6	7
<i>Figures in italics represent charged expenditure</i>					(₹ in lakh)	
<b>Expenditure Heads (Revenue Account)- Concl.</b>						
<b>D. Grants-in-Aid and contributions - Concl.</b>						
<b>3604- Compensation and Assignments to Local Bodies and Panchayati Raj Institutions - Concl.</b>						
200- Other Miscellaneous Compensations and Assignments	..	..	..	..	3,00.00	..
911- Deduct-Recoveries of Overpayments	(-)7.43	..	..	(-)7.43	(-)1,33.29	(-)94.43
<b>Total -3604</b>	<b>9,15,75.81</b>	..	..	<b>9,15,75.81</b>	<b>8,17,37.21</b>	<b>(+)12.04</b>
<b>Grants-in-Aid</b>	<b>9,15,22.92</b>	<b>2.57</b>	..	<b>9,15,25.49</b>	<b>8,16,81.65</b>	<b>(+)12.05</b>
<b>Total - D.Grants-in-Aid and contributions</b>	<b>9,15,75.81</b>	..	..	<b>9,15,75.81</b>	<b>8,17,37.21</b>	<b>(+)12.04</b>
<b>Grants-in-Aid</b>	<b>9,15,22.92</b>	<b>2.57</b>	..	<b>9,15,25.49</b>	<b>8,16,81.65</b>	<b>(+)12.05</b>
<b>Total-Expenditure Heads (Revenue Account)</b>	<b>34,29,50.27</b>	<b>14.24</b>	..			
	<b>3,21,05,91.42#</b>	<b>2,31,17,36.12</b>	<b>1,52,78.73</b>	<b>5,88,05,70.78 (A)</b>	<b>5,11,35,74.16 (B)</b>	<b>(+)15.00</b>
<b>Salary</b>	<b>1,33,07,38.32</b>	<b>7,18,09.97</b>	<b>32,11.04</b>	<b>1,40,57,59.33</b>	<b>1,24,33,86.07</b>	<b>(+)13.06</b>
<b>Subsidy</b>	<b>18,90,83.87</b>	<b>6,90,58.24</b>	..	<b>25,81,42.11</b>	<b>20,75,82.90</b>	<b>(+)24.36</b>
<b>Grants-in-Aid</b>	<b>47,63,15.64</b>	<b>1,29,01,27.87</b>	<b>1,05,97.38</b>	<b>1,77,70,40.89</b>	<b>1,36,86,27.57</b>	<b>(+)29.84</b>

(A) Includes ₹1,21.78 lakh kept under suspense during previous year now cleared & doesn't include ₹1,31.98 lakh kept under suspense during the year.

(B) Includes ₹6,51.10 lakh kept under suspense during previous year now cleared & doesn't include ₹86.69 lakh kept under suspense during the year.

# Non Plan figure doesn't include Non-Plan CSS/CPS figure.

**STATEMENT No. 15**

**DETAILED STATEMENT OF REVENUE EXPENDITURE BY MINOR HEADS**

**Expenditure on Revenue Account -**

The increase of ₹ 76,69.97 crore in Revenue expenditure ( from ₹ 5,11,35.74 crore in 2014-2015 to ₹ 5,88,05.71 crore in 2015-16 ) was mainly under -

Major Head of Account		Increase (₹ in crore)	Main Reasons
2049	Interest Payments	5,33.03	Due to more expenditure in Payment of Interest 8.00 per cent Odisha Government Loan, 2019, Payment of Interest 8.00 per cent Odisha Government Loan, 2020, Special Bonds of State Government for small Savings Loan, Interest on Loans from NABARD, Interest on Provident Funds of Employees of Aided Educational Institutions and Interest on General Provident Fund.
2055	Police	1,36.78	Due to more expenditure in Salary Component of District Organisation.
2059	Public Works	1,05.74	Due to more expenditure in Maintenance of Buildings and Special Repair of Non-residential Buildings.
2202	General Education	12,40.30	Due to more expenditure in Salaries under General Primary Schools, Government Upper Primary Schools, Zilla Parishad Cadre Primary Teachers transferred from <i>Sikshya Sahayak</i> Cadre, Creation of Capital Assets, Grants-in-Aid (Non-Salary), Grants to implementing Agencies, Grants-in-Aid towards Salary for Consolidated Pay Posts, etc.
2210	Medical and Public Health	4,75.91	Mainly due to more expenditure in All posts under National Health Mission (excluding Infrastructure Maintenance of F.W. Schemes) and other Charges under Special Programme for reduction of Infant Mortality Rate and Maternal Mortality Rate.
2215	Water Supply and Sanitation	9,37.41	Due to more expenditure in Grants-in-Aid under <i>Nirmal Bharat Abhiyan</i> .
2217	Urban Development	2,32.85	Due to more expenditure in the schemes, Grants for creation of Capital Assets and Grants-in-Aid General (Non-Salary)
2225	Welfare of Schedule Castes, Scheduled Tribes and Other Backward Classes	4,27.23	Due to more expenditure in Scholarship and Stipend under Scheme for Development of Scheduled Castes and Umbrella Scheme for Education of Scheduled Tribe Students and Scholarship and Stipend to Scheduled Caste and Scheduled Tribe students (Pre-matric and Post-matric).
2235	Social Security and Welfare	1,98.49	Due to more expenditure in Provision of Winter Allowances to Pensioners, Supplementary Nutrition Programme, Integrated Child Protection Schemes.
2245	Relief on Account of Natural Calamities	2,33.85	Due to more expenditure in the scheme, Subsidy for Agricultural Inputs, etc under the programme Other Relief Measures, Central Grants from National Disaster Response Fund and Refund of unspent balance to State Disaster Response Fund.

**STATEMENT No. 15**

**DETAILED STATEMENT OF REVENUE EXPENDITURE BY MINOR HEADS**

<b>Major Head of Account</b>		<b>Increase (₹ in crore)</b>	<b>Main Reasons</b>
2401	Crop Husbandry	5,89.75	Due to more expenditure in Other Charges under Subsidy under Agricultural Policy (Capital Investment), Sustainable Harnessing of Ground Water in Water Deficit Areas, National Food Security Mission, Subsidy under Popularisation of Agricultural Implements, Equipments and Diesel Pump Sets.
2505	Rural Employment	19,69.92	Due to more expenditure in Grants for Creation of Capital Assets and Grants-in-Aid.
2515	Other Rural Development Programmes	9,76.57	Due to more expenditure in the scheme, Grants to Gram Panchayats and Devolution of Funds to Panchayati Raj Institutions under the award of 4 <sup>th</sup> State Finance Commission and Grants-in-Aid to District Rural Development Authority.
2702	Minor Irrigation	1,86.89	Due to more expenditure in Revival and Renovation of defunct Lift Irrigation Points through Odisha Lift Irrigation Corporation.
2705	Command Area Development	1,52.67	Due to more expenditure in Construction of Field Channels.

The foregoing increases were partly counter balanced by decrease in expenditure as under -

<b>Major Head of Account</b>		<b>Decrease (₹ in crore)</b>	<b>Main Reasons</b>
2071	Pensions and Other Benefits	70.41	Due to decrease in expenditure in Pension, Payment of Commuted Value Pension to Government Servants, Death-cum-Retirement Benefits, Leave Salary Encashment on Retirement to Government Servants.
2075	Miscellaneous General Services	2,99.96	Due to decrease in expenditure by transfer to Reserve Fund for Protection of Interest of Depositors.
2211	Family Welfare	94.88	Due to decrease in expenditure in the scheme, Family under the programme Rural Family Welfare Sub-Centre.
2402	Soil and Water Conservation	1,17.32	Due to decrease in the scheme, Other Charges under Integrated Watershed Management Programme (IWMP).
2408	Food, Storage and Warehousing	2,72.74	Due to non-receipt of Financial Assistance under Compensation to Farmers affected by Phailin and Flood in 2013-14 and decrease in receipt of Subsidy to Odisha State Civil Supplies Corporation.
3451	Secretariat-Economic Services	2,75.70	Due to decrease in expenditure in Grants to Implementing Agencies for Creation of Capital Assets

## ANNEXURE TO STATEMENT No. 15

## RELEASE OF FUNDS FOR VARIOUS MAJOR SCHEMES

SI No	Scheme Name	Amount released for all the Umbrella Schemes as per PFMS Portal (includes assistance for capital expenditure also)	Amounts booked under MH 1601 GIA (Sub-major heads 02, 03, 04 and 05) as per RBI CMs /Sanction orders (includes assistance for capital expenditure also)	Plan expenditure incurred on these schemes (includes assistance for capital expenditure also)	Deficit (-) / Excess (+)
					(₹ in lakh)
1	Strengthening of Institutions for Medical Education Training and Research	85,00.00	85,00.00	79,50.00	5,50.00
2	EAP Component of Cyclone Risk Mitigation Scheme	2,72,99.60	2,72,99.60	1,21,40.80	1,51,58.80
3	Technical Education Quality Improvement Programme (TEQIP) (Existing and New Phase)	3,75.00	3,75.00	5,00.00	(-)1,25.00
4	Women's Helpline	28.86	28.86	28.86	..
5	National Livestock Mission (CS)	5,19.65	5,19.65	..	5,19.65
6	National Food Security Mission (Restructured)	67,68.35	67,68.35	1,35,21.71	(-)67,53.36
7	National Horticulture Mission	59,43.00	59,43.00	1,03,12.58	(-)43,69.58
8	National Mission on Sustainable Agriculture	15,27.00	15,27.00	71,11.85	(-)55,84.85
9	National Oil-Seed and Oil Palm Mission	5,57.64	5,57.64	9,20.05	(-)3,62.41
10	National Mission on Agriculture Extension and Technology	24,26.05	24,26.05	96,41.23	(-)72,15.18
11	<i>Rashtriya Krishi Vikas Yojana</i>	2,92,36.00	2,92,36.00	4,92,07.47	(-)1,99,71.47
12	National Livestock Health and Disease Control Programme	9,13.54	9,13.54	7,90.15	1,23.39
13	National Rural Drinking Water Programme	1,03,18.94	1,03,18.94	3,45,88.67	(-)2,42,69.73
14	<i>Nirmal Bharat Abhiyan</i>	5,71,99.77	5,71,99.77	9,52,49.62	(-)3,80,49.85
15	National Afforestation Programme (National Mission for a Green India)	12,68.33	12,68.33	36,34.06	(-)23,65.73
16	Conservation of Natural Resources and Ecosystem	98.26	98.26	4,08.00	(-)3,09.74
17	Project Tiger	5,44.80	5,44.80	9,82.79	(-)4,37.99
18	National Health Mission including NRHM	6,17,75.87	6,19,94.87	11,74,80.52	(-)5,54,85.65
19	Human Resource in Health and Medical Education	8,59.88	8,59.88	49,04.67	(-)40,44.79
20	National Mission on AYUSH including Mission on Medicinal Plants	18,65.28	18,65.28	32,07.25	(-)13,41.97
21	National AIDS & STD Control Programme	21,60.04	21,60.04	21,60.04	..
22	National Urban Livelihoods Mission	13,21.59	13,21.59	9,00.91	4,20.68
23	<i>Sarva Siksha Abhiyan (SSA)</i>	8,20,81.65	8,20,81.65	13,68,02.74	(-)5,47,21.09
24	National Programme Nutritional Support to Primary Education	3,97,31.89	3,97,31.89	6,33,89.38	(-)2,36,57.49
25	<i>Rashtriya Madhyamik Shiksha Abhiyan (RMSA)</i>	1,98,70.99	1,98,70.99	2,91,78.73	(-)93,07.74

## ANNEXURE TO STATEMENT No. 15

## RELEASE OF FUNDS FOR VARIOUS MAJOR SCHEMES

SI No	Scheme Name	Amount released for all the Umbrella Schemes as per PFMS Portal (includes assistance for capital expenditure also)	Amounts booked under MH 1601 GIA (Sub-major heads 02, 03, 04 and 05) as per RBI CMs /Sanction orders (includes assistance for capital expenditure also)	Plan expenditure incurred on these schemes (includes assistance for capital expenditure also)	Deficit (-) / Excess (+)
					(₹ in lakh)
26	Support for Educational Development including Teachers Training and Adult Education	25,91.05	25,91.05	39,15.21	(-)13,24.16
27	Rashtriya Uchhtar Shiksha Abhiyan (RUSA)-Strategic Assistance for State Higher Education	1,30,62.62	1,30,62.62	2,21,65.81	(-)91,03.19
28	Skill Development Mission	1,76.03	1,78.52	4,37.11	(-)2,58.59
29	Development of Infrastructure Facilities for Judiciary including Gram Nyavalayas	2,11.00	2,11.00	3,83.87	(-)1,72.87
30	Multi Sectoral Development Programme for Minorities	14,05.00	14,05.00	27.00	13,78.00
31	National Rural Employment Guarantee Scheme (MGNREGA)	14,79,41.05	14,79,41.05	20,49,55.97	(-)5,70,14.92
32	Pradhan Mantri Gram Sadak Yojana ( PMGSY)	13,72,70.00	13,82,70.00	22,38,33.00	(-)8,55,63.00
33	Indira Awaas Yojana (IAY)	9,82,81.94	9,82,81.94	14,75,66.59	(-)4,92,84.65
34	National Rural Livelihood Mission/AJEEVIKA (NRLM)	80,00.91	1,03,46.91	1,98,58.96	(-)95,12.05
35	National Social Assistance Programme ( NSAP)	7,46,34.84	7,46,34.84	8,14,63.20	(-) 68,28.36
36	Integrated Water Shed Management Programme (IWMP)	70,36.21	70,36.21	1,10,41.41	(-)40,05.20
37	National Land Records Management Programme (NLRMP)	..	..	..	..
38	Integrated Development of Wild Life Habitats (Restructured)	3,52.47	3,52.47	4,76.37	(-)1,23.90
39	Pradhanmantri Adarsh Gram Yojana	21,00.00	21,00.00	4,00.00	17,00.00
40	Support for Statistical Strengthening	..	8,84.56	92.08	7,92.48
41	Umbrella Scheme for Education of ST Students	89,50.00	89,50.00	2,33,30.66	(-)1,43,80.66
42	Integrated Child Development Services ( ICDS) Scheme	6,56,43.70	6,56,43.70	14,21,52.82	(-)7,65,06.12
43	National Mission for Empowerment of Women including IGMSY	16,51.03	16,51.03	24,33.67	(-)7,82.64
44	Integrated Child Protection Scheme ( ICPS)	33,09.07	33,09.07	63,80.03	(-)30,70.96
45	Accelerated Irrigation Benefit & Flood Management Programme	1,87,92.00	1,87,92.00	..	1,87,92.00
46	Rajiv Gandhi Khel Abhiyan (RGKA)	..	3,90.13	5,82.63	(-)192.50
47	Rajiv Gandhi Scheme for Empowerment of Adolescent Girls	35,43.34	35,43.34	70,89.59	(-)35,46.25
48	Disaster Knowledge Network and NIDM	65.80	65.80	..	65.80
49	Beti Bachao Beti Padhao Campaign	26.66	26.66	44.80	(-)18.14
50	Pradhan Mantri Krishi Sinchayi Yojana (PMKSY)	28,70.78	28,70.78	50,41.92	(-)21,71.14
51	Paramparagat Krishi Vikash Yojana	10,30.86	10,30.86	..	10,30.86

## ANNEXURE TO STATEMENT No. 15

## RELEASE OF FUNDS FOR VARIOUS MAJOR SCHEMES

SI No	Scheme Name	Amount released for all the Umbrella Schemes as per PFMS Portal (includes assistance for capital expenditure also)	Amounts booked under MH 1601 GIA (Sub-major heads 02, 03, 04 and 05) as per RBI CMs /Sanction orders (includes assistance for capital expenditure also)	Plan expenditure incurred on these schemes (includes assistance for capital expenditure also)	Deficit (-) / Excess (+)
					(₹ in lakh)
52	Sub Mission on Information Technology	1,36.00	1,36.00	..	1,36.00
53	One Step Centre	10.28	10.28	16.10	(-)5.82
54	Pradhan Mantri Krishi Sinchaayi Yojana (PMKSY) (WR)	98,57.66	98,57.66	..	98,57.66
55	Sardar Patel Urban Housing Scheme	36,88.69	36,88.69	..	36,88.69
56	Mission for 100 Smart Cities	1,92,00.00	1,92,00.00	3,64,75.31	(-)1,72,75.31
57	Post-Matric Scholarship Scheme	89,95.00	89,95.00	2,41,18.49	(-)1,51,23.49
58	Machinery for Implementation of Civil Rights Act 1955 and Prevention of Atrocities Act 1955	5,24.00	5,24.00	12,45.00	(-)721
59	Pre-Matric Scholarship for Children of those engaged in Unclean Occupation	7.20	7.20	4.96	2.24
60	Pre-Matric Scholarship for SC Students	37.64	37.64	40.93	(-)3.29
61	Post-Matric Scholarship for OBC Students	23,83.39	23,83.39	26,22.98	(-)2,39.59
62	National Project on Management of Soil Health and Fertility	4,66.77	4,66.77	..	4,66.77
63	Sub Mission of Agricultural Mechanisation	5,66.57	5,66.57	..	5,66.57
64	Urban Rejuvenation Mission-500 Habitations	47,88.00	47,88.00	93,51.00	(-)45,63.00
65	Rashtriya Swasthya Bima Yojana	22,60.39	59,55.05	1,27,02.53	(-)67,47.48
66	Swachh Bharat Mission (Urban)	24,61.32	24,61.32	1,29,00.00	(-)1,04,38.68
67	Special Central Assistance for Tribal Areas Sub-Plan	1,47,28.52	1,47,28.52	1,50,62.76	(-)3,34.24
68	Grants-in-Aid Under 1 <sup>st</sup> Proviso to Article 275(1) of the Constitution	1,52,00.00	1,52,00.00	1,46,84.50	5,15.50
69	Integrated Sample Survey	75.00	75.00	1,92.53	(-)1,17.53
70	Strengthening of Database and Information Networking for Fisheries	20.00	20.00	20.00	..
71	Computerisation of Public Distribution System Operations	..	5,53.86	11,07.72	(-)553.86
72	Crime and Criminal Tracking Network and Systems	..	2,19.57	..	2,19.57
73	Special Central Assistance to Scheduled Castes Sub-Plan	23,98.01	23,98.01	23,98.01	..
74	Economic Census Sediment Profile Imaging	..	4,37.37	18,67.13	(-)14,29.76
75	Development of Particularly Vulnerable Tribal Groups	33,73.92	33,73.92	33,89.23	(-)15.31
76	Development of Water Resources Information System	29.99	29.99	26.74	3.25
77	State Consumer Helpline	2.46	2.46	6.60	(-)4.14
78	Integrated Scheme on Agricultural Census and Statistics	29,77.86	29,77.86	68.35	29,09.51

**ANNEXURE TO STATEMENT No. 15**

**RELEASE OF FUNDS FOR VARIOUS MAJOR SCHEMES**

SI No	Scheme Name	Amount released for all the Umbrella Schemes as per PFMS Portal (includes assistance for capital expenditure also)	Amounts booked under MH 1601 GIA (Sub-major heads 02, 03, 04 and 05) as per RBI CMs /Sanction orders (includes assistance for capital expenditure also)	Plan expenditure incurred on these schemes (includes assistance for capital expenditure also)	Deficit (-) / Excess (+)
					<b>(₹ in lakh)</b>
79	Research Information and Mass Education Tribal Festival and Others	2,50.30	2,50.30	2,50.30	..
80	National Scheme for Welfare of Fishermen	2,00.35	2,00.35	2,76.70	(-)76.35
81	Development of Inland Fisheries and Aquaculture	6,75.17	6,75.17	6,79.20	(-)4.03
82	Development of Marine Fisheries, Infrastructure and Post Harvest Operations	25.88	25.88	..	25.88
83	<i>Vana Bandhu Kalyan Yojana</i>	16,50.00	16,50.00	16,75.00	(-)25.00
84	Institutional Support for Development and Marketing of Tribal Products/Produce	1,48.13	1,48.13	..	1,48.13
85	Special Assistance	1,47,48.90	1,47,48.90	..	1,47,48.90
	<b>TOTAL</b>	<b>1,07,40,25.74</b>	<b>1,08,37,73.38*</b>	<b>1,64,98,66.85</b>	<b>(-) 56,60,93.47</b>

\* Doesn't include 1601-02-101-Block Grant = ₹87,56.76 lakh, 1601-02-105-Central Road Fund = ₹1,25,98.00 lakh, 1601-03-104-Other Services and Supplies= ₹14,90.07 lakh and Challan Receipt (03 and 04)=₹63.80 lakh.

N.B. Government of India releases under schemes other than 66 Restructured schemes have also been included in the Annexure.

## STATEMENT No. 16

## DETAILED STATEMENT OF CAPITAL EXPENDITURE BY MINOR HEADS AND SUB HEADS

Nature of expenditure	Expenditure during the year 2015-16				Expenditure to end of 2015-16	Expenditure during the year 2014-15	Per cent Increase (+)/ Decrease (-)
	Non-Plan	State Plan	CP / GOI				
			Share of CSS	TOTAL			
1	2	3	4	5	6	7	8
<i>Figures in italics represent charged expenditure</i>							(₹ in lakh)
<b>Expenditure Heads(Capital Account)</b>							
<b>A. Capital Account of General Services</b>							
<b>4047- Capital Outlay on Other Fiscal Services</b>							
039- State Excise							
(i) Share Capital Investment in Odisha State Beverages Corporation.	..	..	..	..	1,00.00	..	..
<b>Total - 039</b>	..	..	..	..	1,00.00	..	..
<b>Total -4047</b>	..	..	..	..	<b>1,00.00</b>	..	..
<b>4055- Capital Outlay on Police</b>							
051- Construction							
<b>Total - 051</b>	..	..	..	..	15.99	..	..
207- State Police							
(i) Modernisation of Police Force	..	..	..	..	1,45,08.66	..	..
(ii) Koraput, Balangir & Kalahandi (KBK) Districts from Special Central Assistance (SCA) under Revised Long Term Action Plan (RLTAP)	..	..	..	..	29.17	..	..
<b>Total - 207</b>	..	..	..	..	1,45,37.84	..	..
208- Special Police							
(i) Acquisition of private land for construction of office building of Odisha State Armed Police (OSAP) 5 <sup>th</sup> Battalion at Rangamatia in Mayurbhanj District	..	..	..	..	34,82.58	..	..
<b>Total - 208</b>	..	..	..	..	34,82.59	..	..



## STATEMENT No. 16

## DETAILED STATEMENT OF CAPITAL EXPENDITURE BY MINOR HEADS AND SUB HEADS

Nature of expenditure	Expenditure during the year 2015-16				Expenditure to end of 2015-16	Expenditure during the year 2014-15	Per cent Increase (+)/ Decrease (-)
	Non-Plan	State Plan	CP / GOI				
			Share of CSS	TOTAL			
1	2	3	4	5	6	7	8
<i>Figures in italics represent charged expenditure</i>							(₹ in lakh)
<b>Expenditure Heads(Capital Account) - Contd.</b>							
<b>A. Capital Account of General Services - Contd.</b>							
<b>4055- Capital Outlay on Police - Concl.</b>							
211- Police Housing							
(i) Modernisation of Police Force	..	..	..	..	37,10.81	..	..
<b>Total - 211</b>	..	..	..	..	37,10.81	..	..
<b>Total -4055</b>	..	..	..	..	<b>2,17,47.22</b>	..	..
<b>4058- Capital Outlay on Stationery and Printing</b>							
103- Government Presses							
(i) Main Press	..	4,93.08	..	4,93.08	17,20.29	6,28.84	(-)21.59
<b>Total - 103</b>	..	4,93.08	..	4,93.08	17,20.29	6,28.84	(-)21.59
<b>Total -4058</b>	..	<b>4,93.08</b>	..	<b>4,93.08</b>	<b>17,20.29</b>	<b>6,28.84</b>	<b>(-)21.59</b>
<b>4059- Capital Outlay on Public Works</b>							
<b>01 Office Buildings</b>							
051- Construction							
(i) Construction of Buildings	9,58.58	..	..	9,58.58	2,09,72.20	7,28.81	(+)31.53
(ii) Construction	..	..	..	..	18,34.28	..	..
(iii) Construction and Completion of incomplete Buildings of Treasuries and Sub-Treasuries	..	..	..	..	3,88.84	..	..
(iv) General Pool Accommodation	..	..	..	..	3,59.09	..	..
(v) Road Works under KBK District from SCA under RLTA	..	..	..	..	34.37	..	..

## STATEMENT No. 16

## DETAILED STATEMENT OF CAPITAL EXPENDITURE BY MINOR HEADS AND SUB HEADS

Nature of expenditure	Expenditure during the year 2015-16				Expenditure to end of 2015-16	Expenditure during the year 2014-15	Per cent Increase (+)/ Decrease (-)
	Non-Plan	State Plan	CP / GOI Share of CSS	TOTAL			
1	2	3	4	5	6	7	8
<i>Figures in italics represent charged expenditure</i>							(₹ in lakh)
<b>Expenditure Heads(Capital Account) - Contd.</b>							
<b>A. Capital Account of General Services - Contd.</b>							
<b>4059- Capital Outlay on Public Works - Contd.</b>							
<b>01 Office Buildings - Contd.</b>							
(vi) Water Supply and Sanitary Installations	..	..	..	..	6,70.84	..	..
(vii) Fishery Hub at Kausalyaganga	..	..	..	..	2,00.00	2,00.00	..
(viii) Construction/Repair of Office Buildings	..	3,72.27	..	3,72.27	17,81.67	5,00.88	(-)25.68
(ix) Infrastructure Development	..	9,23.52	..	9,23.52	17,23.52	8,00.00	(+)15.44
(x) Water Supply and Sanitary Installation to the Office Building of Revenue and Disaster Management (DM) Department	..	..	..	..	3.52	..	..
(xi) Water Supply and Sanitary Installation for General Administration (G.A) Department under State Capital Project	..	3,94.88	..	3,94.88	18,18.58	2,20.00	(+)79.49
(xii) Construction of Buildings-Rural Development	..	8,45.12	..	8,45.12	49,03.73	8,46.42	(-)0.15
(xiii) Construction of Buildings-Revenue and DM Department	..	..	..	..	64,47.38	..	..
(xiv) Construction of Buildings of Transport Department	..	2,19.59	..	2,19.59	11,28.72	65.64	(+)234.54
(xv) Construction of Buildings of Labour and Employee's State Insurance Department	..	..	..	..	2,70.46	..	..
(xvi) Construction of Buildings of Finance Department	..	..	..	..	98.12	..	..
(xvii) Construction of Buildings of Information & Public Relation (I & P R) Department	..	3,99.05	..	3,99.05	12,26.50	2,76.31	(+)44.42
(xviii) Construction of Buildings of Planning & Co-ordination (P & C) Department	..	1,67.82	..	1,67.82	10,87.24	2,69.75	(-)37.79
(xix) Construction of Buildings of Revenue & D.M Department	..	37,78.91	..	37,78.91	1,49,52.80	30,49.97	(+)23.90

## STATEMENT No. 16

## DETAILED STATEMENT OF CAPITAL EXPENDITURE BY MINOR HEADS AND SUB HEADS

Nature of expenditure	Expenditure during the year 2015-16				Expenditure to end of 2015-16	Expenditure during the year 2014-15	Per cent Increase (+)/ Decrease (-)
	Non-Plan	State Plan	CP / GOI				
			Share of CSS	TOTAL			
1	2	3	4	5	6	7	8
<i>Figures in italics represent charged expenditure</i>							(₹ in lakh)
<b>Expenditure Heads(Capital Account) - Contd.</b>							
<b>A. Capital Account of General Services - Contd.</b>							
<b>4059- Capital Outlay on Public Works - Contd.</b>							
<b>01 Office Buildings - Contd.</b>							
(xx) Construction of Buildings of Works Department	..	9,99.75	..	9,99.75	68,35.12	11,83.54	(-)15.53
(xxi) Construction of Buildings of G.A Department under State Capital Project	..	20,63.75	..	20,63.75	86,92.86	24,61.72	(-)16.17
(xxii) Construction of Buildings of G.A Department	..	9,21.70	..	9,21.70	50,70.22	8,72.64	(+)5.62
(xxiii) Construction of Buildings of Law Department	..	11,93.39	..	11,93.39	15,50.01	2,54.28	(+)369.32
(xxiv) Construction of Buildings of G.A Department under One Time Additional Central Assistance	..	..	..	..	13,41.00	..	..
(xxv) Construction of Buildings of Commerce Department	..	..	..	..	29.72	..	..
(xxvi) Construction of Buildings of Industries Department	..	..	..	..	14,65.98	..	..
(xxvii) Infrastructure Development for Live Stock Services	..	31,47.44	..	31,47.44	31,47.44	..	..
(xxviii) India Statistical Strengthening Project (ISSP)	..	..	..	..	29,81.40	2,83.63	..
(xxix) Construction of Buildings of Energy Department	..	..	..	..	29.59	..	..
(xxx) Construction of Buildings of Co-operation Department	..	..	..	..	50.39	..	..
(xxxi) Construction of Driving Training School	..	9,98.87	..	9,98.87	10,63.61	64.73	(+)1443.13
(xxxii) Construction of Buildings of R.D. & D.M. Department	..	..	..	..	5,24.07	..	..
(xxxiii) Construction of Buildings	..	..	..	..	30.00	30.00	..
(xxxiv) Construction of Buildings of Higher Education Department	..	2,17.07	..	2,17.07	5,23.88	2,01.20	(+)7.89
(xxxv) Construction of Buildings	..	15.00	..	15.00	15.00	..	..
<b>Total - 051</b>	9,58.58	1,66,58.13	..	1,76,16.71	9,32,52.15	1,23,09.52	(+)43.11

## STATEMENT No. 16

## DETAILED STATEMENT OF CAPITAL EXPENDITURE BY MINOR HEADS AND SUB HEADS

Nature of expenditure	Expenditure during the year 2015-16				Expenditure to end of 2015-16	Expenditure during the year 2014-15	Per cent Increase (+)/ Decrease (-)
	Non-Plan	State Plan	CP / GOI				
			Share of CSS	TOTAL			
1	2	3	4	5	6	7	8
<i>Figures in italics represent charged expenditure</i>							(₹ in lakh)
<b>Expenditure Heads(Capital Account) - Contd.</b>							
<b>A. Capital Account of General Services - Contd.</b>							
<b>4059- Capital Outlay on Public Works - Contd.</b>							
<b>01 Office Buildings - Contd.</b>							
201- Acquisition of Land							
(i) Land Acquisition	..	..	..	..	1,81.28	..	..
<b>Total - 201</b>	..	..	..	..	1,81.28	..	..
789- Special Component Plan for Scheduled Castes							
(i) Construction of Buildings	..	..	..	..	16.24	..	..
(ii) Water Supply and Sanitary Installation to the Office Building of Revenue and D.M. Department	..	..	..	..	1.03	..	..
(iii) Construction of Buildings-Rural Development Department	..	2,48.22	..	2,48.22	13,82.22	2,56.54	(-)3.24
(iv) Construction of Buildings of Transport Department	..	..	..	..	82.38	21.30	..
(v) Construction of Buildings of Labour and Employee's State Insurance Department	..	..	..	..	36.22	..	..
(vi) Construction of Buildings of Revenue & D.M Department	..	10,21.94	..	10,21.94	59,07.24	15,95.22	(-)35.94
(vii) Construction of Buildings of Works Department	..	..	..	..	2,63.49	..	..
(viii) Construction of Buildings of G.A Department	..	..	..	..	58.62	..	..
(ix) Construction of Driving Training School	..	..	..	..	19.90	19.90	..
(x) Construction of Buildings	..	..	..	..	59.38	..	..
<b>Total - 789</b>	..	12,70.16	..	12,70.16	78,26.72	18,92.96	(-)32.90

## STATEMENT No. 16

## DETAILED STATEMENT OF CAPITAL EXPENDITURE BY MINOR HEADS AND SUB HEADS

Nature of expenditure	Expenditure during the year 2015-16				Expenditure to end of 2015-16	Expenditure during the year 2014-15	Per cent Increase (+)/ Decrease (-)
			CP / GOI				
	Non-Plan	State Plan	Share of CSS	TOTAL			
1	2	3	4	5	6	7	8
<i>Figures in italics represent charged expenditure</i>							(₹ in lakh)
<b>Expenditure Heads(Capital Account) - Contd.</b>							
<b>A. Capital Account of General Services - Contd.</b>							
<b>4059- Capital Outlay on Public Works - Contd.</b>							
<b>01 Office Buildings - Contd.</b>							
796- Tribal Area Sub-Plan							
(i) Construction of Buildings	..	50.33	..	50.33	1,99.79	20.00	(+)151.65
(ii) Construction	..	..	..	..	6.44	..	..
(iii) RLTA for KBK Districts	..	..	..	..	57.96	..	..
(iv) Road Works under KBK District from SCA under RLTA	..	..	..	..	6,83.68	..	..
(v) Construction of Buildings-Rural Development Department	..	2,96.23	..	2,96.23	19,25.15	3,22.67	(-)8.19
(vi) Construction of Buildings of Transport Department	..	..	..	..	1,23.90	28.29	..
(vii) Construction of Buildings of Labour and Employee's State Insurance Department	..	..	..	..	1,37.48	..	..
(viii) Construction of Buildings of Revenue & D.M Department	..	14,57.82	..	14,57.82	67,25.03	8,71.54	(+)67.27
(ix) Construction of Buildings of Works Department	..	..	..	..	3,22.73	..	..
(x) Construction of Buildings of G.A Department	..	..	..	..	1,74.37	..	..
(xi) Construction of Driving Training School	..	..	..	..	45.00	45.00	..
(xii) Construction of Buildings	..	..	..	..	1,79.92	..	..
(xiii) Construction of Buildings	..	..	..	..	16.94	..	..
<b>Total - 796</b>	..	18,04.38	..	18,04.38	1,05,98.39	12,87.50	(+)40.15

## STATEMENT No. 16

## DETAILED STATEMENT OF CAPITAL EXPENDITURE BY MINOR HEADS AND SUB HEADS

Nature of expenditure	Expenditure during the year 2015-16				Expenditure to end of 2015-16	Expenditure during the year 2014-15	Per cent Increase (+)/ Decrease (-)
	Non-Plan	State Plan	CP / GOI				
			Share of CSS	TOTAL			
1	2	3	4	5	6	7	8
<i>Figures in italics represent charged expenditure</i>							(₹ in lakh)
<b>Expenditure Heads(Capital Account) - Contd.</b>							
<b>A. Capital Account of General Services - Contd.</b>							
<b>4059- Capital Outlay on Public Works - Contd.</b>							
<i>01 Office Buildings - Concl.</i>							
800- Other Expenditure							
(i) Acquisition of Ready Built Accommodation	..	..	..	..	58,06.55	..	..
(ii) Purchase of land for Odisha Administrative Tribunal (OAT) Building at Cuttack	..	..	..	..	9,83.59	..	..
<b>Total - 800</b>	..	..	..	..	67,90.14	..	..
901- Deduct- Receipts and Recoveries on Capital Account							
(i) Deduct-Recoveries	..	..	..	..	(-)51.83	..	..
<b>Total - 901</b>	..	..	..	..	(-)51.83	..	..
<b>Total - 01</b>	<b>9,58.58</b>	<b>1,97,32.67</b>	..	<b>2,06,91.25</b>	<b>11,85,96.85</b>	<b>1,54,89.98</b>	<b>(+)33.58</b>
<i>60 Other Buildings</i>							
001- Direction and Administration							
(i) Upgradation of Standard of Administration Recommended by the 11 <sup>th</sup> Finance Commission (FC)	..	..	..	..	3,44.74	..	..
<b>Total - 001</b>	..	..	..	..	3,44.74	..	..
051- Construction							
(i) Construction of Buildings	..	37,34.29	..	37,34.29	2,63,92.74	26,30.82	(+)41.94

## STATEMENT No. 16

## DETAILED STATEMENT OF CAPITAL EXPENDITURE BY MINOR HEADS AND SUB HEADS

Nature of expenditure	Expenditure during the year 2015-16				Expenditure to end of 2015-16	Expenditure during the year 2014-15	Per cent Increase (+)/ Decrease (-)
	Non-Plan	State Plan	CP / GOI Share of CSS	TOTAL			
1	2	3	4	5	6	7	8
<i>Figures in italics represent charged expenditure</i>							(₹ in lakh)
<b>Expenditure Heads(Capital Account) - Contd.</b>							
<b>A. Capital Account of General Services - Contd.</b>							
<b>4059- Capital Outlay on Public Works - Contd.</b>							
<b>60 Other Buildings - Contd.</b>							
(ii) Construction and Completion of Building of Madhusudan Das Regional Academy of Finance and Management	..	..	..	..	9.35	..	..
(iii) Construction of Extension of Odisha High Court Building for the Office of the Advocate General	..	..	..	..	24.00	..	..
(iv) Maintenance and Repair	..	..	..	..	91.71	..	..
(v) Modernisation of Police Force	..	..	..	..	22,91.00	..	..
(vi) Modernisation of Prison Administration	..	..	..	..	15,71.55	..	..
(vii) Other Schemes	..	..	..	..	81,78.70	..	..
(viii) State Guest House	..	..	..	..	2.75	..	..
(ix) Water Supply and Sanitary Installations	..	..	..	..	9,69.84	..	..
(x) One time ACA	..	..	..	..	5,89.00	..	..
(xi) Construction / Restoration of Jail Buildings	..	..	..	..	16,63.00	..	..
(xii) Modernisation of Home Guards	..	..	..	..	1,66.82	1,66.82	..
(xiii) Water Supply and Sanitary Installation for G.A.Department under State Capital Project	..	9.98	..	9.98	1,90.70	10.00	(-)0.20
(xiv) Construction of Buildings of Transport Department	..	..	..	..	1.33	..	..
(xv) Odisha Modernisation of Police Force	..	2,99.99	..	2,99.99	2,99.99	..	..
(xvi) Construction of Buildings for Jails	..	13,90.84	..	13,90.84	85,92.07	15,62.04	(-)10.96
(xvii) Construction of Buildings for Courts	..	40,22.99	..	40,22.99	1,98,00.41	33,31.28	(+)20.76
(xviii) Construction of Buildings for Fire Services	..	2,50.00	..	2,50.00	27,27.76	1,00.00	(+)150.00

## STATEMENT No. 16

## DETAILED STATEMENT OF CAPITAL EXPENDITURE BY MINOR HEADS AND SUB HEADS

Nature of expenditure	Expenditure during the year 2015-16				Expenditure to end of 2015-16	Expenditure during the year 2014-15	Per cent Increase (+)/ Decrease (-)
	Non-Plan	State Plan	CP / GOI				
			Share of CSS	TOTAL			
1	2	3	4	5	6	7	8
<i>Figures in italics represent charged expenditure</i>							(₹ in lakh)
<b>Expenditure Heads(Capital Account) - Contd.</b>							
<b>A. Capital Account of General Services - Contd.</b>							
<b>4059- Capital Outlay on Public Works - Contd.</b>							
<b>60 Other Buildings - Contd.</b>							
(xix) Construction of Buildings for Police Welfare	..	42,21.94	..	42,21.94	2,94,87.56	34,24.46	(+)23.29
(xx) Counter Insurgency Anti Terrorist (CIAT) Schools	..	..	..	..	1,70.00	30.00	..
(xxi) Construction of Secure Camping Grounds and Helipads Approach Roads	..	..	..	..	43,61.78	..	..
(xxii) Construction of Buildings of Odisha Legislative Assembly (OLA)	4,41.42	..	..	4,41.42	5,87.48	54.62	(+)708.31
(xxiii) 13 <sup>th</sup> FC Grant for Improving Justice Delivery	..	..	..	..	20,97.99	..	..
(xxiv) 13 <sup>th</sup> FC Award for Police Training	..	..	..	..	16,73.53	3,97.13	..
(xxv) 13 <sup>th</sup> FC Award for Upgradation of Jails	..	..	..	..	53,04.75	10,82.79	..
(xxvi) 13 <sup>th</sup> FC Award for Fire Services	..	..	..	..	25,83.38	3,89.08	..
(xxvii) National Scheme for Modernisation of Police and Other Forces.	..	38.66	..	38.66	11,20.05	10,81.39	(-)96.42
(xxviii) Modernisation of Bhubaneswar Railways Station	..	10,00.00	..	10,00.00	10,00.00	..	..
(xxix) Construction of Buildings	..	..	..	..	1,38.18	..	..
(xxx) Upgradation of Standard of Administration recommended by the 11 <sup>th</sup> Finance Commission	..	..	..	..	3,96.70	..	..
(xxxii) Purchase of 2 nos. of Janata Flat from Delhi Development Authority (DDA), New Delhi	..	..	..	..	2,25.00	..	..
(xxxii) Purchase of 4 MIG Flats from DDA for Residential Accommodation of the Officers of Integrated Office	..	..	..	..	68.00	..	..



## STATEMENT No. 16

## DETAILED STATEMENT OF CAPITAL EXPENDITURE BY MINOR HEADS AND SUB HEADS

Nature of expenditure	Expenditure during the year 2015-16				Expenditure to end of 2015-16	Expenditure during the year 2014-15	Per cent Increase (+)/ Decrease (-)
	Non-Plan	State Plan	CP / GOI				
			Share of CSS	TOTAL			
1	2	3	4	5	6	7	8
<i>Figures in italics represent charged expenditure</i>							(₹ in lakh)
<b>Expenditure Heads(Capital Account) - Contd.</b>							
<b>A. Capital Account of General Services - Contd.</b>							
<b>4059- Capital Outlay on Public Works - Contd.</b>							
<b>60 Other Buildings - Contd.</b>							
<b>Total - 051</b>	4,41.42	1,49,68.69	..	1,54,10.11	12,27,77.12	1,42,60.43	(+)8.06
052- Machinery and Equipment	..	..	..	..	3,12.05	..	..
<b>Total - 052</b>	..	..	..	..	3,12.05	..	..
789- Special Component Plan for Scheduled Castes							
(i) Construction of Buildings	..	1,50.14	..	1,50.14	10,94.78	..	..
(ii) Modernisation of Police Force	..	..	..	..	5,16.40	..	..
(iii) Odisha Modernisation of Police Force	..	1,00.00	..	1,00.00	1,00.00	..	..
(iv) Construction of Buildings for Jails	..	4,63.62	..	4,63.62	15,29.61	1,11.22	(+)316.85
(v) Construction of Buildings for Courts	..	7,25.80	..	7,25.80	24,48.88	5,05.37	(+)43.62
(vi) Construction of Buildings for Fire Services	..	..	..	..	4,39.32	..	..
(vii) Construction of Buildings for Police Welfare	..	13,63.75	..	13,63.75	62,31.00	14,44.86	(-)5.61
(viii) Counter Insurgency Anti Terrorist (CIAT) Schools	..	..	..	..	68.50	68.50	..
(ix) 13 <sup>th</sup> FC Award for Police Training	..	..	..	..	4,94.54	1,69.65	..
(x) 13 <sup>th</sup> FC Award for Upgradation of Jails	..	..	..	..	14,20.00	5,70.00	..
(xi) 13 <sup>th</sup> FC Award for Fire Services	..	..	..	..	15,16.93	2,33.25	..

## STATEMENT No. 16

## DETAILED STATEMENT OF CAPITAL EXPENDITURE BY MINOR HEADS AND SUB HEADS

Nature of expenditure	Expenditure during the year 2015-16				Expenditure to end of 2015-16	Expenditure during the year 2014-15	Per cent Increase (+)/ Decrease (-)
	Non-Plan	State Plan	CP / GOI Share of CSS	TOTAL			
1	2	3	4	5	6	7	8
<i>Figures in italics represent charged expenditure</i>							(₹ in lakh)
<b>Expenditure Heads(Capital Account) - Contd.</b>							
<b>A. Capital Account of General Services - Contd.</b>							
<b>4059- Capital Outlay on Public Works - Contd.</b>							
<b>60 Other Buildings - Contd.</b>							
(xii) National Scheme for Modernisation of Police and Other Forces.	..	..	..	..	5,28.18	5,28.18	..
(xiii) Construction of Buildings	..	..	..	..	3,12.50	2,31.20	..
<b>Total - 789</b>	..	28,03.31	..	28,03.31	1,67,00.64	38,62.23	(-)27.42
796- Tribal Area Sub-Plan							
(i) Construction of Buildings	..	46.68	..	46.68	11,59.96	..	..
(ii) Grants for Reconstruction/Restoration Works through Odisha State Disaster Management Authority (OSDMA)	..	..	..	..	3,76.60	..	..
(iii) Modernisation of Police Force	..	..	..	..	7,74.60	..	..
(iv) RLTAAP for KBK Districts	..	..	..	..	1.25	..	..
(v) Water Supply and Sanitary Installations	..	..	..	..	8.03	..	..
(vi) One time ACA	..	..	..	..	50.00	..	..
(vii) Odisha Modernisation of Police Force	..	2,00.00	..	2,00.00	2,00.00	..	..
(vii) Construction of Building for Jails	..	4,44.52	..	4,44.52	20,91.94	2,09.20	(+)112.49
(viii) Construction of Buildings for Courts	..	11,97.51	..	11,97.51	71,26.52	7,30.00	(+)64.04
(ix) Construction of Buildings for Fire Services	..	..	..	..	6,58.98	..	..
(x) Construction of Buildings for Police Welfare	..	12,14.31	..	12,14.31	67,61.49	12,41.10	(-)2.16
(xi) Counter Insurgency Anti-Terrorist (CIAT) Schools	..	..	..	..	3,69.50	29.50	..

## STATEMENT No. 16

## DETAILED STATEMENT OF CAPITAL EXPENDITURE BY MINOR HEADS AND SUB HEADS

Nature of expenditure	Expenditure during the year 2015-16				Expenditure to end of 2015-16	Expenditure during the year 2014-15	Per cent Increase (+)/ Decrease (-)
	Non-Plan	State Plan	CP / GOI				
			Share of CSS	TOTAL			
1	2	3	4	5	6	7	8
<i>Figures in italics represent charged expenditure</i>							(₹ in lakh)
<b>Expenditure Heads(Capital Account) - Contd.</b>							
<b>A. Capital Account of General Services - Contd.</b>							
<b>4059- Capital Outlay on Public Works - Contd.</b>							
<b>60 Other Buildings - Contd.</b>							
(xii) 13 <sup>th</sup> FC Award for Police Training	..	..	..	..	10,56.39	2,23.41	..
(xiii) 13 <sup>th</sup> FC Award for Upgradation of Jails	..	..	..	..	19,71.15	5,28.71	..
(xiv) 13 <sup>th</sup> FC Award for Fire Services	..	..	..	..	35,28.73	3,12.38	..
(xv) National Scheme for Modernisation of Police and Other Forces	..	..	..	..	13,70.00	13,70.00	..
(xvi) Construction of Buildings	..	..	..	..	2,01.89	87.75	..
(xvii) Upgradation of Standard of Administration Recommended by the 11 <sup>th</sup> Finance Commission	..	..	..	..	80.42	..	..
<b>Total - 796</b>	..	31,03.02	..	31,03.02	2,77,87.45	47,32.05	(-)34.43
799- Suspense	..	..	..	..	10.75	..	..
<b>Total - 799</b>	..	..	..	..	10.75	..	..
<b>800- Other Expenditure</b>							
(i) Construction of Buildings	..	..	..	..	12,00.34	6.62	..
(ii) Water Supply and Sanitary Installations	..	..	..	..	7.58	..	..
(iii) Odisha Complex at Vashi, New Mumbai	..	..	..	..	2,40.00	..	..
(iv) Construction of Buildings	..	..	..	..	18.70	..	..

## STATEMENT No. 16

## DETAILED STATEMENT OF CAPITAL EXPENDITURE BY MINOR HEADS AND SUB HEADS

Nature of expenditure	Expenditure during the year 2015-16				Expenditure to end of 2015-16	Expenditure during the year 2014-15	Per cent Increase (+)/ Decrease (-)
	Non-Plan	State Plan	CP / GOI Share of CSS	TOTAL			
1	2	3	4	5	6	7	8
<i>Figures in italics represent charged expenditure</i>							(₹ in lakh)
<b>Expenditure Heads(Capital Account) - Contd.</b>							
<b>A. Capital Account of General Services - Concl'd.</b>							
<b>4059- Capital Outlay on Public Works - Concl'd.</b>							
<b>60 Other Buildings - Concl'd.</b>							
(v) Upgradation of Standard of Administration Recommended by the 11 <sup>th</sup> Finance Commission	..	..	..	..	34,36.48	..	..
<b>Total - 800</b>	..	..	..	..	49,03.09	6.62	..
<b>Total - 60</b>	<b>4,41.42</b>	<b>2,08,75.02</b>	..	<b>2,13,16.44</b>	<b>17,28,35.84</b>	<b>2,28,61.33</b>	<b>(-)6.76</b>
<b>Total -4059</b>	<b>14,00.00</b>	<b>4,06,07.69</b>	..	<b>4,20,07.69</b>	<b>29,14,32.69</b>	<b>3,83,51.31</b>	<b>(+)9.53</b>
<b>Total - A.Capital Account of General Services</b>	<b>14,00.00</b>	<b>4,11,00.77</b>	..	<b>4,25,00.77</b>	<b>31,50,00.21</b>	<b>3,89,80.15</b>	<b>(+)9.03</b>
<b>B. Capital Account of Social Services</b>							
<b>(a) Capital Account of Education, Sports, Art and Culture</b>							
<b>4202- Capital Outlay on Education, Sports, Art and Culture</b>							
<b>01 General Education</b>							
201- Elementary Education							
(i) Construction of Buildings	..	3,63.30	..	3,63.30	1,07,79.65	5,65.11	(-)35.71
(ii) Pradhan Mantri Gramodaya Yojana (Primary Education)	..	..	..	..	9,01.83	..	..
(iii) Repair, Renovation and Restoration	..	..	..	..	10,00.00	10,00.00	..

## STATEMENT No. 16

## DETAILED STATEMENT OF CAPITAL EXPENDITURE BY MINOR HEADS AND SUB HEADS

Nature of expenditure	Expenditure during the year 2015-16				Expenditure to end of 2015-16	Expenditure during the year 2014-15	Per cent Increase (+)/ Decrease (-)
	Non-Plan	State Plan	CP / GOI				
			Share of CSS	TOTAL			
1	2	3	4	5	6	7	8
<i>Figures in italics represent charged expenditure</i>							(₹ in lakh)
<b>Expenditure Heads(Capital Account) - Contd.</b>							
<b>B. Capital Account of Social Services - Contd.</b>							
<b>(a) Capital Account of Education, Sports, Art and Culture - Contd.</b>							
<b>4202- Capital Outlay on Education, Sports, Art and Culture - Contd.</b>							
<b>01 General Education - Contd.</b>							
(iv) Upgradation of Standard of Administration	..	..	..	..	1,01.94	..	..
Recommended by the 11 <sup>th</sup> Finance Commission							
<b>Total - 201</b>	..	3,63.30	..	3,63.30	1,27,83.42	15,65.11	(-)76.79
202- Secondary Education							
(i) Construction of Buildings	..	..	..	..	6,75.13	75.00	..
(ii) Construction of Secondary School Buildings of School and Mass Education Department	..	..	..	..	13.87	..	..
(iii) Renovation of Government Training Colleges, Secondary Training Schools and High Schools	..	..	..	..	1,00.00	..	..
(iv) Repair, Renovation and Restoration	..	24,42.26	..	24,42.26	28,86.12	4,43.86	(+)450.23
(v) Establishment of Model Schools in Backward Blocks of the State	..	..	..	..	27,23.03	..	..
(vi) Construction of Building for Colleges	..	..	..	..	45,10.71	..	..
<b>Total - 202</b>	..	24,42.26	..	24,42.26	1,09,08.86	5,18.86	(+)370.70
203- University and Higher Education							
(i) Construction of Buildings	..	..	..	..	1,35.63	..	..
(ii) Construction	..	46,89.67	..	46,89.67	1,63,34.25	70,86.98	(-)33.83

## STATEMENT No. 16

## DETAILED STATEMENT OF CAPITAL EXPENDITURE BY MINOR HEADS AND SUB HEADS

Nature of expenditure	Expenditure during the year 2015-16				Expenditure to end of 2015-16	Expenditure during the year 2014-15	Per cent Increase (+)/ Decrease (-)
	Non-Plan	State Plan	CP / GOI				
			Share of CSS	TOTAL			
1	2	3	4	5	6	7	8
<i>Figures in italics represent charged expenditure</i>							(₹ in lakh)
<b>Expenditure Heads(Capital Account) - Contd.</b>							
<b>B. Capital Account of Social Services - Contd.</b>							
<b>(a) Capital Account of Education, Sports, Art and Culture - Contd.</b>							
<b>4202- Capital Outlay on Education, Sports, Art and Culture - Contd.</b>							
<b>01 General Education - Contd.</b>							
(iii) National Cadet Corps (NCC)	..	..	..	..	20.29	..	..
(iv) Water Supply and Sanitary Installations	..	..	..	..	1.58	..	..
(v) Construction of Buildings of Higher Education	..	..	..	..	36,62.37	..	..
<b>Department</b>							
<b>Total - 203</b>	..	46,89.67	..	46,89.67	2,01,54.12	70,86.98	(-)33.83
600- General							
(i) Construction of Buildings	..	9,18.10	..	9,18.10	17,74.24	8,56.14	(+)7.24
<b>Total - 600</b>	..	9,18.10	..	9,18.10	17,74.24	8,56.14	(+)7.24
789- Special Component Plan for Scheduled Castes							
(i) Establishment of Model Schools in Backward Blocks of the State	..	..	..	..	2,32.00	..	..
<b>Total - 789</b>	..	..	..	..	2,32.00	..	..
796- Tribal Area Sub-Plan							
(i) Construction of Buildings	..	..	..	..	41,07.55	..	..
(ii) Construction	..	..	..	..	2,15.72	..	..
(iii) Pradhan Mantri Gramodaya Yojana (Primary Education)	..	..	..	..	5,52.72	..	..

## STATEMENT No. 16

## DETAILED STATEMENT OF CAPITAL EXPENDITURE BY MINOR HEADS AND SUB HEADS

Nature of expenditure	Expenditure during the year 2015-16				Expenditure to end of 2015-16	Expenditure during the year 2014-15	Per cent Increase (+)/ Decrease (-)
	Non-Plan	State Plan	CP / GOI				
			Share of CSS	TOTAL			
1	2	3	4	5	6	7	8
<i>Figures in italics represent charged expenditure</i>							(₹ in lakh)
<b>Expenditure Heads(Capital Account) - Contd.</b>							
<b>B. Capital Account of Social Services - Contd.</b>							
<b>(a) Capital Account of Education, Sports, Art and Culture - Contd.</b>							
<b>4202- Capital Outlay on Education, Sports, Art and Culture - Contd.</b>							
<b>01 General Education - Concl'd.</b>							
(iv) Water Supply in Urban Areas	..	..	..	..	1.28	..	..
(v) Establishment of Model Schools in Backward Blocks of the State	..	..	..	..	11,22.00	..	..
(vi) Construction of Building for Colleges	..	..	..	..	12,21.17	..	..
(vii) Construction of Buildings of Higher Education Department	..	..	..	..	2,47.93	..	..
<b>Total - 796</b>	..	..	..	..	74,68.37	..	..
<b>800- Other Expenditure</b>							
(i) Construction of Buildings	..	..	..	..	3,40.80	..	..
<b>Total - 800</b>	..	..	..	..	3,40.80	..	..
<b>Total - 01</b>	..	<b>84,13.33</b>	..	<b>84,13.33</b>	<b>5,36,61.81</b>	<b>1,00,27.09</b>	<b>(-)16.09</b>
<b>02 Technical Education</b>							
<b>103- Technical Schools</b>							
(i) Construction of Buildings	..	..	..	..	2,08.84	..	..
<b>Total - 103</b>	..	..	..	..	2,08.84	..	..

## STATEMENT No. 16

## DETAILED STATEMENT OF CAPITAL EXPENDITURE BY MINOR HEADS AND SUB HEADS

Nature of expenditure	Expenditure during the year 2015-16				Expenditure to end of 2015-16	Expenditure during the year 2014-15	Per cent Increase (+)/ Decrease (-)
	Non-Plan	State Plan	CP / GOI Share of CSS	TOTAL			
1	2	3	4	5	6	7	8
<i>Figures in italics represent charged expenditure</i>							(₹ in lakh)
<b>Expenditure Heads(Capital Account) - Contd.</b>							
<b>B. Capital Account of Social Services - Contd.</b>							
<b>(a) Capital Account of Education, Sports, Art and Culture - Contd.</b>							
<b>4202- Capital Outlay on Education, Sports, Art and Culture - Contd.</b>							
<b>02 Technical Education - Contd.</b>							
104- Polytechnics							
(i) Improving Employable Skill and Creation of Self-employment Opportunities for Unemployed Youths	..	..	..	..	15,90.70	..	..
(ii) Establishment of new Polytechnics	..	..	..	..	1,81,47.00	..	..
(iii) Introduction of Hospitality Sector courses at Women Polytechnic, Berhampur	..	..	..	..	9.42	..	..
(iv) Construction of Hostels	..	..	..	..	8,39.80	..	..
(v) Upgradation of existing Polytechnics	..	..	..	..	2,50.00	..	..
(vi) Community Development through Polytechnics (CDTP)	..	..	..	..	96.00	..	..
(vii) Infrastructure Development of Technological Universities/Engineering Colleges	..	..	..	..	4,09.90	..	..
(viii) Infrastructure Development of Engineering Schools / Polytechnic	..	78,17.57	..	78,17.57	1,31,61.39	42,43.52	(+)84.22
(ix) <i>Rashtriya Uchchta Shiksha Abhiyan (RUSA)</i>	..	23,87.62	..	23,87.62	50,01.22	26,13.61	(-)8.65
<b>Total - 104</b>	..	1,02,05.19	..	1,02,05.19	3,95,05.44	68,57.13	(+)48.83
105- Engineering/Technical Colleges and Institutes							
(i) Establishment of Government Engineering College at Berhampur	..	..	..	..	18,58.85	..	..
(ii) Establishment of Government Engineering College at Bhawanipatna	..	..	..	..	3,19.93	..	..



## STATEMENT No. 16

## DETAILED STATEMENT OF CAPITAL EXPENDITURE BY MINOR HEADS AND SUB HEADS

Nature of expenditure	Expenditure during the year 2015-16				Expenditure to end of 2015-16	Expenditure during the year 2014-15	Per cent Increase (+)/ Decrease (-)
	Non-Plan	State Plan	CP / GOI				
			Share of CSS	TOTAL			
1	2	3	4	5	6	7	8
<i>Figures in italics represent charged expenditure</i>							(₹ in lakh)
<b>Expenditure Heads(Capital Account) - Contd.</b>							
<b>B. Capital Account of Social Services - Contd.</b>							
<b>(a) Capital Account of Education, Sports, Art and Culture - Contd.</b>							
<b>4202- Capital Outlay on Education, Sports, Art and Culture - Contd.</b>							
<b>02 Technical Education - Contd.</b>							
(iii) Infrastructure Development of Technological Universities/Engineering Colleges	..	1,02,31.50	..	1,02,31.50	2,05,87.68	59,95.00	(+)70.67
(iv) <i>Rashtriya Uchchatar Shiksha Abhiyan (RUSA)</i>	..	18,86.50	..	18,86.50	25,21.50	6,35.00	(+)197.09
<b>Total - 105</b>	..	1,21,18.00	..	1,21,18.00	2,52,87.96	66,30.00	(+)82.78
789- Special Component Plan for Scheduled Castes (SC)							
(i) Improving Employable Skills and Creation of Self-employment Opportunities for SC Youths	..	..	..	..	11,20.46	..	..
(ii) Infrastructure Development of Technological Universities/Engineering Colleges	..	29,30.00	..	29,30.00	53,75.56	17,70.00	(+)65.54
(iii) Infrastructure Development of Engineering Schools / Polytechnic	..	22,24.28	..	22,24.28	47,00.70	15,70.21	(+)41.65
(iv) <i>Rashtriya Uchchatar Shiksha Abhiyan (RUSA)</i>	..	11,51.43	..	11,51.43	18,62.82	7,11.39	(+)61.86
<b>Total - 789</b>	..	63,05.71	..	63,05.71	1,30,59.54	40,51.60	(+)55.64
796- Tribal Area Sub-Plan							
(i) Improving Employable Skills and Creation of Self-employment opportunities for Scheduled Tribes (ST) Youths	..	..	..	..	10,98.77	..	..
(ii) Establishment of Government Engineering College at Bhawanipatna	..	..	..	..	11,05.60	..	..

## STATEMENT No. 16

## DETAILED STATEMENT OF CAPITAL EXPENDITURE BY MINOR HEADS AND SUB HEADS

Nature of expenditure	Expenditure during the year 2015-16				Expenditure to end of 2015-16	Expenditure during the year 2014-15	Per cent Increase (+)/ Decrease (-)
	Non-Plan	State Plan	CP / GOI Share of CSS	TOTAL			
1	2	3	4	5	6	7	8
<i>Figures in italics represent charged expenditure</i>							(₹ in lakh)
<b>Expenditure Heads(Capital Account) - Contd.</b>							
<b>B. Capital Account of Social Services - Contd.</b>							
<b>(a) Capital Account of Education, Sports, Art and Culture - Contd.</b>							
<b>4202- Capital Outlay on Education, Sports, Art and Culture - Contd.</b>							
<b>02 Technical Education - Concl.</b>							
(iii) Infrastructure Development of Technological Universities/Engineering Colleges	..	38,38.29	..	38,38.29	75,13.88	23,10.00	(+)66.16
(iv) Infrastructure Development of Engineering Schools / Polytechnic	..	29,26.87	..	29,26.87	62,16.16	21,98.84	(+)33.11
(v) <i>Rashtriya Uchchatar Shiksha Abhiyan (RUSA)</i>	..	14,71.27	..	14,71.27	22,82.88	8,11.61	(+)81.28
<b>Total - 796</b>	..	82,36.43	..	82,36.43	1,82,17.30	53,20.45	(+)54.81
<b>Total - 02</b>	..	<b>3,68,65.33</b>	..	<b>3,68,65.33</b>	<b>9,62,79.08</b>	<b>2,28,59.18</b>	<b>(+)61.27</b>
<b>03 Sports and Youth Services Sports Stadia</b>							
101- Youth Hostels							
(i) Construction of Buildings	..	..	..	..	9.27	..	..
<b>Total - 101</b>	..	..	..	..	9.27	..	..
102- Sports Stadia							
(i) Construction of Buildings	..	..	..	..	2,50.07	..	..
(ii) Infrastructure Development	..	18,90.56	..	18,90.56	39,23.82	20,33.26	(-)7.02
(iii) Construction of Sports Stadium / Complex	..	19,73.34	..	19,73.34	32,85.24	5,68.37	(+)247.19
<b>Total - 102</b>	..	38,63.90	..	38,63.90	74,59.14	26,01.63	(+)48.52

## STATEMENT No. 16

## DETAILED STATEMENT OF CAPITAL EXPENDITURE BY MINOR HEADS AND SUB HEADS

Nature of expenditure	Expenditure during the year 2015-16				Expenditure to end of 2015-16	Expenditure during the year 2014-15	Per cent Increase (+)/ Decrease (-)
	Non-Plan	State Plan	CP / GOI				
			Share of CSS	TOTAL			
1	2	3	4	5	6	7	8
<i>Figures in italics represent charged expenditure</i>							(₹ in lakh)
<b>Expenditure Heads(Capital Account) - Contd.</b>							
<b>B. Capital Account of Social Services - Contd.</b>							
<b>(a) Capital Account of Education, Sports, Art and Culture - Contd.</b>							
<b>4202- Capital Outlay on Education, Sports, Art and Culture - Contd.</b>							
<b>03 Sports and Youth Services Sports Stadia - Contd.</b>							
789- Special Component Plan for Scheduled Castes							
(i) Construction of Buildings	..	..	..	..	54.38	..	..
(ii) Infrastructure Development	..	3,28.57	..	3,28.57	5,30.83	2,02.26	(+)62.45
(iii) Construction of Sports Stadium / Complex	..	1,83.33	..	1,83.33	4,49.30	1,00.00	(+)83.33
(iv) Construction of Sports Stadium/Complex under One Time ACA	..	..	..	..	6,83.32	..	..
<b>Total - 789</b>	..	5,11.90	..	5,11.90	17,17.83	3,02.26	(+)69.36
796- Tribal Area Sub-Plan							
(i) Construction of Buildings	..	..	..	..	1,06.50	..	..
(ii) Infrastructure Development	..	3,28.57	..	3,28.57	5,28.57	2,00.00	(+)64.29
(iii) Construction of Sports Stadium / Complex	..	1,83.33	..	1,83.33	4,28.15	1,00.00	(+)83.33
<b>Total - 796</b>	..	5,11.90	..	5,11.90	10,63.22	3,00.00	(+)70.63
800- Other Expenditure							
(i) Construction of Buildings	..	..	..	..	4,61.45	..	..
<b>Total - 800</b>	..	..	..	..	4,61.45	..	..

## STATEMENT No. 16

## DETAILED STATEMENT OF CAPITAL EXPENDITURE BY MINOR HEADS AND SUB HEADS

Nature of expenditure	Expenditure during the year 2015-16				Expenditure to end of 2015-16	Expenditure during the year 2014-15	Per cent Increase (+)/ Decrease (-)
	Non-Plan	State Plan	CP / GOI				
			Share of CSS	TOTAL			
1	2	3	4	5	6	7	8
<i>Figures in italics represent charged expenditure</i>							(₹ in lakh)
<b>Expenditure Heads(Capital Account) - Contd.</b>							
<b>B. Capital Account of Social Services - Contd.</b>							
<b>(a) Capital Account of Education, Sports, Art and Culture - Contd.</b>							
<b>4202- Capital Outlay on Education, Sports, Art and Culture - Contd.</b>							
<b>03 Sports and Youth Services Sports Stadia - Concl.</b>							
<b>Total - 03</b>	..	<b>48,87.70</b>	..	<b>48,87.70</b>	<b>1,07,10.91</b>	<b>32,03.89</b>	<b>(+)52.56</b>
<b>04 Art and Culture</b>							
101- Fine Arts Education							
(i) Construction of Buildings	..	..	..	..	1,90.10	..	..
<b>Total - 101</b>	..	..	..	..	1,90.10	..	..
104- Archives							
(i) Construction of Buildings	..	..	..	..	40.59	..	..
<b>Total - 104</b>	..	..	..	..	40.59	..	..
105- Public Libraries							
(i) Construction of Buildings	..	..	..	..	2.10	..	..
<b>Total - 105</b>	..	..	..	..	2.10	..	..
106- Museums							
(i) Construction of Buildings	..	..	..	..	5.99	..	..
<b>Total - 106</b>	..	..	..	..	5.99	..	..

## STATEMENT No. 16

## DETAILED STATEMENT OF CAPITAL EXPENDITURE BY MINOR HEADS AND SUB HEADS

Nature of expenditure	Expenditure during the year 2015-16				Expenditure to end of 2015-16	Expenditure during the year 2014-15	Per cent Increase (+)/ Decrease (-)
	Non-Plan	State Plan	CP / GOI				
			Share of CSS	TOTAL			
1	2	3	4	5	6	7	8
<i>Figures in italics represent charged expenditure</i>							(₹ in lakh)
<b>Expenditure Heads(Capital Account) - Contd.</b>							
<b>B. Capital Account of Social Services - Contd.</b>							
<b>(a) Capital Account of Education, Sports, Art and Culture - Concl'd.</b>							
<b>4202- Capital Outlay on Education, Sports, Art and Culture - Concl'd.</b>							
<i>04 Art and Culture - Concl'd.</i>							
796- Tribal Area Sub-Plan							
(i) Construction of Buildings	..	..	..	..	10.00	..	..
<b>Total - 796</b>	..	..	..	..	10.00	..	..
800- Other Expenditure							
(i) Construction of Buildings	..	..	..	..	2,65.62	..	..
(ii) Construction / Renovation of Buildings for Art and Culture	..	..	..	..	79.12	..	..
<b>Total - 800</b>	..	..	..	..	3,44.74	..	..
<b>Total - 04</b>	..	..	..	..	<b>5,93.52</b>	..	..
<b>Total -4202</b>	..	<b>5,01,66.36</b>	..	<b>5,01,66.36</b>	<b>16,12,45.32</b>	<b>3,60,90.16</b>	<b>(+)39.00</b>
<b>Total - (a) Capital Account of Education, Sports, Art and Culture</b>	..	<b>5,01,66.36</b>	..	<b>5,01,66.36</b>	<b>16,12,45.32</b>	<b>3,60,90.16</b>	<b>(+)39.00</b>

## STATEMENT No. 16

## DETAILED STATEMENT OF CAPITAL EXPENDITURE BY MINOR HEADS AND SUB HEADS

Nature of expenditure	Expenditure during the year 2015-16				Expenditure to end of 2015-16	Expenditure during the year 2014-15	Per cent Increase (+)/ Decrease (-)
	CP / GOI		TOTAL				
	Non-Plan	State Plan					
1	2	3	4	5	6	7	8
<i>Figures in italics represent charged expenditure</i>							(₹ in lakh)
<b>Expenditure Heads(Capital Account) - Contd.</b>							
<b>B. Capital Account of Social Services - Contd.</b>							
<b>(b) Capital Account of Health and Family Welfare</b>							
<b>4210- Capital Outlay on Medical and Public Health</b>							
<i>01 Urban Health Services</i>							
110- Hospital and Dispensaries							
(i) Construction of Buildings	..	..	..	..	77,47.10	..	..
(ii) Institute of Paediatrics, Cuttack	..	..	..	..	36,34.85	..	..
(iii) <i>Pradhan Mantri Gramodaya Yojana - Construction</i>	..	..	..	..	7.83	..	..
(iv) Water Supply and Sanitary Installations	..	..	..	..	1.90	..	..
(v) Construction of Buildings of Health & Family Welfare (H & F W) Department	..	28.06	..	28.06	64,24.18	86.02	(-)67.38
(vi) 13 <sup>th</sup> FC Award for Upgradation of Health Infrastructure	..	..	..	..	2,75.00	..	..
<b>Total - 110</b>	..	28.06	..	28.06	1,80,90.86	86.02	(-)67.38
200- Other Health Schemes	..	..	..	..	3.01	..	..
<b>Total - 200</b>	..	..	..	..	3.01	..	..
789- Special Component Plan for Scheduled Castes							
(i) Institute of Paediatrics, Cuttack	..	..	..	..	30.08	..	..

## STATEMENT No. 16

## DETAILED STATEMENT OF CAPITAL EXPENDITURE BY MINOR HEADS AND SUB HEADS

Nature of expenditure	Expenditure during the year 2015-16				Expenditure to end of 2015-16	Expenditure during the year 2014-15	Per cent Increase (+)/ Decrease (-)
	CP / GOI						
	Non-Plan	State Plan	Share of CSS	TOTAL			
1	2	3	4	5	6	7	8
<i>Figures in italics represent charged expenditure</i>							(₹ in lakh)
<b>Expenditure Heads(Capital Account) - Contd.</b>							
<b>B. Capital Account of Social Services - Contd.</b>							
<b>(b) Capital Account of Health and Family Welfare - Contd.</b>							
<b>4210- Capital Outlay on Medical and Public Health - Contd.</b>							
<b>01 Urban Health Services - Concl'd.</b>							
(ii) Construction of Buildings of H & F W Department	..	..	..	..	17,09.85	14,21.44	..
<b>Total - 789</b>	..	..	..	..	17,39.93	14,21.44	..
796- Tribal Area Sub-Plan							
(i) Hospitals and Dispensaries	..	..	..	..	11,11.85	..	..
(ii) Construction of Buildings of H & F W Department	..	..	..	..	30,12.98	14,30.80	..
<b>Total - 796</b>	..	..	..	..	41,24.83	14,30.80	..
800- Other Expenditure							
(i) World Bank Assisted Projects	..	..	..	..	4,87.99	..	..
(ii) Construction of Buildings of H & F W Department	..	23,14.36	..	23,14.36	40,64.56	16,22.38	(+)42.65
<b>Total - 800</b>	..	23,14.36	..	23,14.36	45,52.55	16,22.38	(+)42.65
<b>Total - 01</b>	..	<b>23,42.42</b>	..	<b>23,42.42</b>	<b>2,85,11.18</b>	<b>45,60.64</b>	<b>(-)48.64</b>
<b>02 Rural Health Services</b>							
101- Health Sub-Centres							
(i) Construction	..	..	..	..	37,43.57	..	..

## STATEMENT No. 16

## DETAILED STATEMENT OF CAPITAL EXPENDITURE BY MINOR HEADS AND SUB HEADS

Nature of expenditure	Expenditure during the year 2015-16				Expenditure to end of 2015-16	Expenditure during the year 2014-15	Per cent Increase (+)/ Decrease (-)
	Non-Plan	State Plan	CP / GOI				
			Share of CSS	TOTAL			
1	2	3	4	5	6	7	8
<i>Figures in italics represent charged expenditure</i>							(₹ in lakh)
<b>Expenditure Heads(Capital Account) - Contd.</b>							
<b>B. Capital Account of Social Services - Contd.</b>							
<b>(b) Capital Account of Health and Family Welfare - Contd.</b>							
<b>4210- Capital Outlay on Medical and Public Health - Contd.</b>							
<b>02 Rural Health Services - Contd.</b>							
<b>Total - 101</b>	..	..	..	..	37,43.57	..	..
102- Subsidiary Health Centres	..	..	..	..	7,17.26	..	..
<b>Total - 102</b>	..	..	..	..	7,17.26	..	..
103- Primary Health Centres							
(i) Construction of Buildings	..	..	..	..	30,42.65	..	..
(ii) Construction	..	..	..	..	83.03	..	..
(iii) KBK Districts under RLTA	..	..	..	..	19.14	..	..
(iv) Pradhan Mantri Gramodaya Yojana - Construction	..	..	..	..	98.04	..	..
(v) Primary Health Centre	..	..	..	..	5,56.12	..	..
(vi) 13 <sup>th</sup> FC Award for Upgradation of Health Infrastructure	..	..	..	..	4,78.31	..	..
<b>Total - 103</b>	..	..	..	..	42,77.29	..	..
104- Community Health Centres							
(i) Construction of Buildings	..	..	..	..	5,80.67	..	..



## STATEMENT No. 16

## DETAILED STATEMENT OF CAPITAL EXPENDITURE BY MINOR HEADS AND SUB HEADS

Nature of expenditure	Expenditure during the year 2015-16				Expenditure to end of 2015-16	Expenditure during the year 2014-15	Per cent Increase (+)/ Decrease (-)
	Non-Plan	State Plan	CP / GOI				
			Share of CSS	TOTAL			
1	2	3	4	5	6	7	8
<i>Figures in italics represent charged expenditure</i>							(₹ in lakh)
<b>Expenditure Heads(Capital Account) - Contd.</b>							
<b>B. Capital Account of Social Services - Contd.</b>							
<b>(b) Capital Account of Health and Family Welfare - Contd.</b>							
<b>4210- Capital Outlay on Medical and Public Health - Contd.</b>							
<b>02 Rural Health Services - Contd.</b>							
<b>Total - 104</b>	..	..	..	..	5,80.67	..	..
110- Hospitals and Dispensaries							
(i) Community Health Centres	..	..	..	..	65.50	..	..
(ii) Construction of Buildings	..	..	..	..	32,53.75	..	..
(iii) Pradhan Mantri Gramodaya Yojana - Construction	..	..	..	..	1,17.38	..	..
(iv) RLTAAP for KBK Districts	..	..	..	..	10.89	..	..
(v) World Bank Assisted Project	..	..	..	..	9,33.72	..	..
(vi) Construction of Buildings of H & F W Department	..	1,72,55.84	..	1,72,55.84	2,52,30.50	72,44.52	(+)138.19
<b>Total - 110</b>	..	1,72,55.84	..	1,72,55.84	2,96,11.74	72,44.52	(+)138.19
789- Special Component Plan for Scheduled Castes							
(i) Hospital and Dispensaries	..	..	..	..	9.46	..	..
(ii) Primary Health Centre	..	..	..	..	5,14.63	..	..
(iii) 13 <sup>th</sup> FC Award for Upgradation of Health Infrastructure	..	..	..	..	3,77.20	..	..
<b>Total - 789</b>	..	..	..	..	9,01.29	..	..

## STATEMENT No. 16

## DETAILED STATEMENT OF CAPITAL EXPENDITURE BY MINOR HEADS AND SUB HEADS

Nature of expenditure	Expenditure during the year 2015-16				Expenditure to end of 2015-16	Expenditure during the year 2014-15	Per cent Increase (+)/ Decrease (-)
	Non-Plan	State Plan	CP / GOI				
			Share of CSS	TOTAL			
1	2	3	4	5	6	7	8
<i>Figures in italics represent charged expenditure</i>							(₹ in lakh)
<b>Expenditure Heads(Capital Account) - Contd.</b>							
<b>B. Capital Account of Social Services - Contd.</b>							
<b>(b) Capital Account of Health and Family Welfare - Contd.</b>							
<b>4210- Capital Outlay on Medical and Public Health - Contd.</b>							
<i>02 Rural Health Services - Concl.</i>							
796- Tribal Area Sub-Plan							
(i) Hospital and Dispensaries	..	..	..	..	23,22.03	..	..
(ii) Pradhan Mantri Gramodaya Yojana - Construction	..	..	..	..	52.76	..	..
(iii) Primary Health Centre-I	..	..	..	..	50.63	..	..
(iv) Primary Health Centre-II	..	..	..	..	2,06.59	..	..
(v) World Bank Assisted Project	..	..	..	..	6,58.72	..	..
(vi) 13 <sup>th</sup> FC Award for Upgradation of Health Infrastructure	..	3.19	..	3.19	1,23,63.67	38,00.01	(-)99.92
<b>Total - 796</b>	..	3.19	..	3.19	1,56,54.39	38,00.01	(-)99.92
800- Other Expenditure							
(i) Construction of Buildings	..	..	..	..	97.41	..	..
<b>Total - 800</b>	..	..	..	..	97.41	..	..
<b>Total - 02</b>	..	<b>1,72,59.03</b>	..	<b>1,72,59.03</b>	<b>5,55,83.62</b>	<b>1,10,44.53</b>	<b>(+)56.27</b>

## STATEMENT No. 16

## DETAILED STATEMENT OF CAPITAL EXPENDITURE BY MINOR HEADS AND SUB HEADS

Nature of expenditure	Expenditure during the year 2015-16				Expenditure to end of 2015-16	Expenditure during the year 2014-15	Per cent Increase (+)/ Decrease (-)
	Non-Plan	State Plan	CP / GOI Share of CSS	TOTAL			
1	2	3	4	5	6	7	8
<i>Figures in italics represent charged expenditure</i>							(₹ in lakh)
<b>Expenditure Heads(Capital Account) - Contd.</b>							
<b>B. Capital Account of Social Services - Contd.</b>							
<b>(b) Capital Account of Health and Family Welfare - Contd.</b>							
<b>4210- Capital Outlay on Medical and Public Health - Contd.</b>							
<b>03 Medical Education, Training and Research</b>							
101- Ayurveda							
(i) Construction of Buildings	..	..	..	..	5,08.26	..	..
(ii) Construction	..	..	..	..	40.07	..	..
(iii) <i>Pradhan Mantri Gramodaya Yojana - Construction</i>	..	..	..	..	15.77	..	..
(iv) Construction of Buildings of H & F W Department	..	..	..	..	27.03	..	..
<b>Total - 101</b>	..	..	..	..	5,91.13	..	..
102- Homeopathy							
(i) Construction of Buildings	..	..	..	..	2,85.76	..	..
(ii) <i>Pradhan Mantri Gramodaya Yojana - Construction</i>	..	..	..	..	36.53	..	..
(iii) Construction of Buildings of H & F W Department	..	..	..	..	1,95.10	..	..
<b>Total - 102</b>	..	..	..	..	5,17.39	..	..
105- Allopathy							
(i) Identified Schemes under ACA	..	..	..	..	3.10	..	..
(ii) RLTAAP for KBK Districts	..	..	..	..	19,49.24	..	..
(iii) Construction of Buildings of H & F W Department	..	3,29,97.24	..	3,29,97.24	6,64,78.74	2,33,86.85	(+)41.09

## STATEMENT No. 16

## DETAILED STATEMENT OF CAPITAL EXPENDITURE BY MINOR HEADS AND SUB HEADS

Nature of expenditure	Expenditure during the year 2015-16				Expenditure to end of 2015-16	Expenditure during the year 2014-15	Per cent Increase (+)/ Decrease (-)
	CP / GOI		TOTAL				
	Non-Plan	State Plan					
1	2	3	4	5	6	7	8
<i>Figures in italics represent charged expenditure</i>							(₹ in lakh)
<b>Expenditure Heads(Capital Account) - Contd.</b>							
<b>B. Capital Account of Social Services - Contd.</b>							
<b>(b) Capital Account of Health and Family Welfare - Contd.</b>							
<b>4210- Capital Outlay on Medical and Public Health - Contd.</b>							
<b>03 Medical Education, Training and Research - Contd.</b>							
(iv) 13 <sup>th</sup> FC Award for Upgradation of Health Infrastructure	..	..	..	..	49,59.96	18,85.86	..
<b>Total - 105</b>	..	3,29,97.24	..	3,29,97.24	7,33,91.05	2,52,72.71	(+)30.56
200- Other Systems	..	..	..	..	3.71	..	..
<b>Total - 200</b>	..	..	..	..	3.71	..	..
789- Special Component Plan for Scheduled Castes							
(i) Construction of Buildings of H & F W Department	..	..	..	..	59.38	..	..
<b>Total - 789</b>	..	..	..	..	59.38	..	..
796- Tribal Area Sub-Plan							
(i) 13 <sup>th</sup> FC Award for Upgradation of Health Infrastructure	..	..	..	..	1,85.57	..	..
<b>Total - 796</b>	..	..	..	..	1,85.57	..	..
800- Other Expenditure							
(i) World Bank Assisted Projects	..	..	..	..	4,06.00	..	..
<b>Total - 800</b>	..	..	..	..	4,06.00	..	..

## STATEMENT No. 16

## DETAILED STATEMENT OF CAPITAL EXPENDITURE BY MINOR HEADS AND SUB HEADS

Nature of expenditure	Expenditure during the year 2015-16				Expenditure to end of 2015-16	Expenditure during the year 2014-15	Per cent Increase (+)/ Decrease (-)
	Non-Plan	State Plan	CP / GOI Share of CSS	TOTAL			
1	2	3	4	5	6	7	8
<i>Figures in italics represent charged expenditure</i>							(₹ in lakh)
<b>Expenditure Heads(Capital Account) - Contd.</b>							
<b>B. Capital Account of Social Services - Contd.</b>							
<b>(b) Capital Account of Health and Family Welfare - Contd.</b>							
<b>4210- Capital Outlay on Medical and Public Health - Concl.</b>							
<b>03 Medical Education, Training and Research - Concl.</b>							
<b>Total - 03</b>	..	<b>3,29,97.24</b>	..	<b>3,29,97.24</b>	<b>7,51,54.23</b>	<b>2,52,72.71</b>	<b>(+)30.56</b>
<b>80 General</b>							
190- Investments in Public Sector and Other Undertakings							
(i) Odisha State Medical Services Corporation	..	..	..	..	5,00.00	5,00.00	..
<b>Total - 190</b>	..	..	..	..	5,00.00	5,00.00	..
<b>Total - 80</b>	..	..	..	..	<b>5,00.00</b>	<b>5,00.00</b>	..
<b>Total -4210</b>	..	<b>5,25,98.69</b>	..	<b>5,25,98.69</b>	<b>15,97,49.03</b>	<b>4,13,77.88</b>	<b>(+)27.12</b>
<b>4211- Capital Outlay on Family Welfare</b>							
101- Rural Family Welfare Services	..	..	..	..	7.92	..	..
<b>Total - 101</b>	..	..	..	..	7.92	..	..
102- Urban Family Welfare Services	..	..	..	..	0.04	..	..
<b>Total - 102</b>	..	..	..	..	0.04	..	..

## STATEMENT No. 16

## DETAILED STATEMENT OF CAPITAL EXPENDITURE BY MINOR HEADS AND SUB HEADS

Nature of expenditure	Expenditure during the year 2015-16				Expenditure to end of 2015-16	Expenditure during the year 2014-15	Per cent Increase (+)/ Decrease (-)
	CP / GOI		TOTAL				
	Non-Plan	State Plan					
1	2	3	4	5	6	7	8
<i>Figures in italics represent charged expenditure</i>							(₹ in lakh)
<b>Expenditure Heads(Capital Account) - Contd.</b>							
<b>B. Capital Account of Social Services - Contd.</b>							
<b>(b) Capital Account of Health and Family Welfare - Concl'd.</b>							
<b>4211- Capital Outlay on Family Welfare - Concl'd.</b>							
103- Maternity and Child Health	..	..	..	..	17.99	..	..
<b>Total - 103</b>	..	..	..	..	17.99	..	..
796- Tribal Area Sub-Plan	..	..	..	..	0.59	..	..
<b>Total - 796</b>	..	..	..	..	0.59	..	..
800- Other Expenditure	..	..	..	..	2,27.19	..	..
<b>Total - 800</b>	..	..	..	..	2,27.19	..	..
901- Deduct- Receipts and Recoveries on Capital Account	..	..	..	..	(-)20.71	..	..
<b>Total - 901</b>	..	..	..	..	(-)20.71	..	..
<b>Total -4211</b>	..	..	..	..	<b>2,33.02</b>	..	..
<b>Total - (b) Capital Account of Health and Family Welfare</b>	..	<b>5,25,98.69</b>	..	<b>5,25,98.69</b>	<b>15,99,82.05</b>	<b>4,13,77.88</b>	<b>(+)27.12</b>

## STATEMENT No. 16

## DETAILED STATEMENT OF CAPITAL EXPENDITURE BY MINOR HEADS AND SUB HEADS

Nature of expenditure	Expenditure during the year 2015-16				Expenditure to end of 2015-16	Expenditure during the year 2014-15	Per cent Increase (+)/ Decrease (-)
	Non-Plan	State Plan	CP / GOI Share of CSS	TOTAL			
1	2	3	4	5	6	7	8
<i>Figures in italics represent charged expenditure</i>							(₹ in lakh)
<b>Expenditure Heads(Capital Account) - Contd.</b>							
<b>B. Capital Account of Social Services - Contd.</b>							
<b>(c) Capital Account of Water Supply and Sanitation, Housing and Urban Development</b>							
<b>4215- Capital Outlay on Water Supply and Sanitation</b>							
<b><i>01 Water Supply</i></b>							
101- Urban Water Supply							
(i) Implementation of Water Supply Scheme for Urban poor in KBK Districts	..	..	..	..	36,87.94	1,65.16	..
(ii) Other Schemes	..	..	..	..	91,36.34	..	..
(iii) Onetime ACA for Water Supply in Urban Areas	..	..	..	..	1,22.63	..	..
(iv) PMGY- Drinking Water	..	..	..	..	15,78.17	..	..
(v) Provision of Tube well in Urban Areas	..	..	..	..	10,03.80	..	..
(vi) Share Capital Investment in Public Sector Undertakings (PSUs)/Corporations/Co-operatives	..	..	..	..	2,13.22	..	..
(vii) Water Supply in Urban Areas	..	1,31,28.12	..	1,31,28.12	5,42,42.92	62,80.21	(+)109.04
(viii) Water Supply Scheme for G.A.Department under State Capital Project	..	2,46.93	..	2,46.93	15,22.31	1,80.34	(+)36.92
(ix) Water Supply Scheme for Science and Technology Department	..	..	..	..	2,81.48	..	..
<b>Total - 101</b>	..	1,33,75.05	..	1,33,75.05	7,17,88.81	66,25.71	(+)101.87
102- Rural Water Supply							
(i) Accelerated Rural Water Supply Programme (ARWSP)	..	2,03,15.46	..	2,03,15.46	4,16,00.73	33,59.49	(+)504.72

## STATEMENT No. 16

## DETAILED STATEMENT OF CAPITAL EXPENDITURE BY MINOR HEADS AND SUB HEADS

Nature of expenditure	Expenditure during the year 2015-16				Expenditure to end of 2015-16	Expenditure during the year 2014-15	Per cent Increase (+)/ Decrease (-)
	Non-Plan	State Plan	CP / GOI				
			Share of CSS	TOTAL			
1	2	3	4	5	6	7	8
<i>Figures in italics represent charged expenditure</i>							(₹ in lakh)
<b>Expenditure Heads(Capital Account) - Contd.</b>							
<b>B. Capital Account of Social Services - Contd.</b>							
<b>(c) Capital Account of Water Supply and Sanitation, Housing and Urban Development - Contd.</b>							
<b>4215- Capital Outlay on Water Supply and Sanitation - Contd.</b>							
<i>01 Water Supply - Contd.</i>							
(ii) Minimum Needs Programme -Piped Water Supply - Continuing Projects	..	..	..	..	91,97.89	..	..
(iii) Minimum Needs Programme -Piped Water Supply	..	..	..	..	27,99.26	..	..
(iv) Minimum Needs Programme -Sub-mission Activities	..	..	..	..	63,44.70	..	..
(v) Minimum Needs Programme -Renovation of Piped Water Supply	..	..	..	..	24,27.01	..	..
(vi) PMGY- Drinking Water	..	..	..	..	2,21,46.01	..	..
(vii) Piped Water Supply - Continuing Projects	..	..	..	..	29,36.74	..	..
(viii) Piped Water Supply - New Projects	..	..	..	..	12,40.44	..	..
(ix) ARWSP-Submission Activities	..	..	..	..	1,83,26.49	..	..
(x) Rural Infrastructure Development Fund (RIDF)	..	59.20	..	59.20	1,88.51	1,29.31	(-)54.22
(xi) ARWSP-Spot Sources	..	..	..	..	16,65.37	..	..
(xii) ARWSP-PWS Scheme	..	..	..	..	71,64.70	..	..
(xiii) ARWSP-Over Head Tank and Piped Water Supply (OHT & PWS)	..	..	..	..	3,69.19	..	..
(xiv) ARWSP-Sustainability Measured	..	..	..	..	2,52.49	..	..
(xv) PWS Scheme to Mitigation Water Quality Problem	..	..	..	..	2,02.05	..	..



## STATEMENT No. 16

## DETAILED STATEMENT OF CAPITAL EXPENDITURE BY MINOR HEADS AND SUB HEADS

Nature of expenditure	Expenditure during the year 2015-16				Expenditure to end of 2015-16	Expenditure during the year 2014-15	Per cent Increase (+)/ Decrease (-)
	Non-Plan	State Plan	CP / GOI				
			Share of CSS	TOTAL			
1	2	3	4	5	6	7	8
<i>Figures in italics represent charged expenditure</i>							(₹ in lakh)
<b>Expenditure Heads(Capital Account) - Contd.</b>							
<b>B. Capital Account of Social Services - Contd.</b>							
<b>(c) Capital Account of Water Supply and Sanitation, Housing and Urban Development - Contd.</b>							
<b>4215- Capital Outlay on Water Supply and Sanitation - Contd.</b>							
<b>01 Water Supply - Contd.</b>							
<b>Total - 102</b>	..	2,03,74.66	..	2,03,74.66	11,68,61.58	34,88.80	(+)484.00
789- Special Component Plan for Scheduled Castes							
(i) Accelerated Rural Water Supply Programme	..	54,87.67	..	54,87.67	1,34,59.91	10,96.17	(+)400.62
(ii) Implementation of Water Supply Scheme for Urban Poor in KBK Districts	..	..	..	..	13,86.96	..	..
(iii) Minimum Needs Programme -Piped Water Supply (Continuing Projects)	..	..	..	..	35,54.83	..	..
(iv) Minimum Needs Programme -Piped Water Supply	..	..	..	..	13,34.68	..	..
(v) Minimum Needs Programme -Sub-mission Activities	..	..	..	..	27,59.92	..	..
(vi) Minimum Needs Programme -Renovation of Piped Water Supply	..	..	..	..	7,31.56	..	..
(vii) Provision of Tube well in Urban Areas	..	..	..	..	27.12	..	..
(viii) Water Supply in Urban Areas	..	18,92.86	..	18,92.86	1,01,52.75	18,03.36	(+)4.96
(ix) Piped Water Supply - Continuing Projects	..	..	..	..	15,66.01	..	..
(x) Piped Water Supply - New Projects	..	..	..	..	7,19.84	..	..
(xi) ARWSP-Submission Activities	..	..	..	..	65,65.10	..	..
(xii) Rural Infrastructure Development Fund (RIDF)	..	35.00	..	35.00	35.00	..	..

## STATEMENT No. 16

## DETAILED STATEMENT OF CAPITAL EXPENDITURE BY MINOR HEADS AND SUB HEADS

Nature of expenditure	Expenditure during the year 2015-16				Expenditure to end of 2015-16	Expenditure during the year 2014-15	Per cent Increase (+)/ Decrease (-)
	Non-Plan	State Plan	CP / GOI Share of CSS	TOTAL			
1	2	3	4	5	6	7	8
<i>Figures in italics represent charged expenditure</i>							(₹ in lakh)
<b>Expenditure Heads(Capital Account) - Contd.</b>							
<b>B. Capital Account of Social Services - Contd.</b>							
<b>(c) Capital Account of Water Supply and Sanitation, Housing and Urban Development - Contd.</b>							
<b>4215- Capital Outlay on Water Supply and Sanitation - Contd.</b>							
<b>01 Water Supply - Contd.</b>							
(xiii) ARWSP-Spot Sources	..	..	..	..	7,46.45	..	..
(xiv) ARWSP-PWS Scheme	..	..	..	..	28,31.39	..	..
(xv) ARWSP-OHT & PWS	..	..	..	..	2,34.95	..	..
(xvi) ARWSP-Sustainability Measured	..	..	..	..	1,12.90	..	..
<b>Total - 789</b>	..	74,15.53	..	74,15.53	4,62,19.36	28,99.53	(+)155.75
796- Tribal Area Sub-Plan							
(i) Accelerated Rural Water Supply Programme	..	76,79.08	..	76,79.08	1,90,71.82	6,66.94	(+)1051.39
(ii) Implementation of Water Supply Scheme for Urban poor in KBK Districts	..	..	..	..	54,10.39	..	..
(iii) Minimum Needs Programme -Piped Water Supply - Continuing Projects	..	..	..	..	1,11,86.96	..	..
(iv) Minimum Needs Programme -Piped Water Supply	..	..	..	..	17,11.92	..	..
(v) Minimum Needs Programme -Sub-mission Activities	..	..	..	..	13,63.55	..	..
(vi) Minimum Needs Programme -Renovation of Piped Water Supply	..	..	..	..	11,49.47	..	..
(vii) PMGY- Drinking Water	..	..	..	..	1,64.71	..	..
(viii) Provision of Tube well in Urban Areas	..	..	..	..	59.18	..	..
(ix) Water Supply in Urban Areas	..	25,24.91	..	25,24.91	1,48,49.30	21,30.15	(+)18.53

## STATEMENT No. 16

## DETAILED STATEMENT OF CAPITAL EXPENDITURE BY MINOR HEADS AND SUB HEADS

Nature of expenditure	Expenditure during the year 2015-16				Expenditure to end of 2015-16	Expenditure during the year 2014-15	Per cent Increase (+)/ Decrease (-)
	Non-Plan	State Plan	CP / GOI				
			Share of CSS	TOTAL			
1	2	3	4	5	6	7	8
<i>Figures in italics represent charged expenditure</i>							(₹ in lakh)
<b>Expenditure Heads(Capital Account) - Contd.</b>							
<b>B. Capital Account of Social Services - Contd.</b>							
<b>(c) Capital Account of Water Supply and Sanitation, Housing and Urban Development - Contd.</b>							
<b>4215- Capital Outlay on Water Supply and Sanitation - Contd.</b>							
<b>01 Water Supply - Contd.</b>							
(x) Piped Water Supply - Continuing Projects	..	..	..	..	12,38.22	..	..
(xi) Piped Water Supply - New Projects	..	..	..	..	7,10.59	..	..
(xii) ARWSP-Submission Activities	..	..	..	..	56,38.95	..	..
(xiii) ARWSP-Spot Sources	..	..	..	..	10,04.25	..	..
(xiv) ARWSP-PWS Scheme	..	..	..	..	40,63.27	..	..
(xv) ARWSP-OHT & PWS	..	..	..	..	3,85.42	..	..
(xvi) ARWSP-Sustainability Measured	..	..	..	..	3,01.79	..	..
<b>Total - 796</b>	..	1,02,03.99	..	1,02,03.99	6,83,09.79	27,97.09	(+)264.81
<b>800- Other Expenditure</b>							
(i) Water Supply in Urban Areas	..	11.04	..	11.04	1,33.75	23.33	(-)52.68
(ii) Service Level Benchmarking Water Audit and Zonal Bulk Metering in Household of different Towns of the State	..	1,34.92	..	1,34.92	5,59.61	33.59	(+)301.67
(iii) Automation of Water Treatment Plant and System	..	14.47	..	14.47	4,96.19	2,47.55	(-)94.15
(iv) Computerisation and e-Governance of Water Supply System	..	1,28.01	..	1,28.01	3,33.97	83.16	(+)53.93
(v) Development of Water Testing Laboratory	..	1,31.93	..	1,31.93	3,61.88	1,06.37	(+)24.03

## STATEMENT No. 16

## DETAILED STATEMENT OF CAPITAL EXPENDITURE BY MINOR HEADS AND SUB HEADS

Nature of expenditure	Expenditure during the year 2015-16				Expenditure to end of 2015-16	Expenditure during the year 2014-15	Per cent Increase (+)/ Decrease (-)
	Non-Plan	State Plan	CP / GOI Share of CSS	TOTAL			
1	2	3	4	5	6	7	8
<i>Figures in italics represent charged expenditure</i>							(₹ in lakh)
<b>Expenditure Heads(Capital Account) - Contd.</b>							
<b>B. Capital Account of Social Services - Contd.</b>							
<b>(c) Capital Account of Water Supply and Sanitation, Housing and Urban Development - Contd.</b>							
<b>4215- Capital Outlay on Water Supply and Sanitation - Contd.</b>							
<b>01 Water Supply - Concl.</b>							
(vi) Efficiency measures for Urban Water Supply System	..	1,17.63	..	1,17.63	5,23.37	2,58.46	(-)54.49
<b>Total - 800</b>	..	5,38.00	..	5,38.00	24,08.77	7,52.46	(-)28.50
<b>Total - 01</b>	..	<b>5,19,07.23</b>	..	<b>5,19,07.23</b>	<b>30,55,88.31</b>	<b>1,65,63.59</b>	<b>(+)213.38</b>
<b>02 Sewerage and Sanitation</b>							
<b>106- Sewerage Services</b>							
(i) Urban Sewerage Schemes	..	13,01.13	..	13,01.13	65,59.80	2,11.86	(+)514.15
(ii) Capacity Development of PH Organisation	..	..	..	..	1,00.00	..	..
(iii) State's Specific Needs Grant Recommended by 12 <sup>th</sup> Finance Commission	..	..	..	..	1,00,10.00	..	..
(iv) Urban Sewerage Scheme for GA Department under State Capital Project	..	2,27.34	..	2,27.34	14,37.55	1,94.76	(+)16.73
(v) EAP assisted by JBIC Japan for Integrated Sewerage and Sanitation Project for BBSR and CTC	..	86,67.67	..	86,67.67	5,95,53.87	1,54,50.87	(-)43.90
(vi) Capacity Development and Preparation of Detail Project Report (DPR)	..	1,97.08	..	1,97.08	9,12.05	64.32	(+)206.41
(vii) Construction of Work, Design, Drawing and Execution of Gated Structure in Khan Nagar Link Channel at Cuttack	..	..	..	..	2,18.00	..	..
<b>Total - 106</b>	..	1,03,93.22	..	1,03,93.22	7,87,91.27	1,59,21.81	(-)34.72

## STATEMENT No. 16

## DETAILED STATEMENT OF CAPITAL EXPENDITURE BY MINOR HEADS AND SUB HEADS

Nature of expenditure	Expenditure during the year 2015-16				Expenditure to end of 2015-16	Expenditure during the year 2014-15	Per cent Increase (+)/ Decrease (-)
	Non-Plan	State Plan	CP / GOI				
			Share of CSS	TOTAL			
1	2	3	4	5	6	7	8
<i>Figures in italics represent charged expenditure</i>							(₹ in lakh)
<b>Expenditure Heads(Capital Account) - Contd.</b>							
<b>B. Capital Account of Social Services - Contd.</b>							
<b>(c) Capital Account of Water Supply and Sanitation, Housing and Urban Development - Contd.</b>							
<b>4215- Capital Outlay on Water Supply and Sanitation - Contd.</b>							
<b>02 Sewerage and Sanitation - Contd.</b>							
789- Special Component Plan for Scheduled Castes							
(i) Urban Sewerage Schemes	..	..	..	..	72.79	..	..
(ii) State's Specific Needs Grant Recommended by 12 <sup>th</sup> Finance Commission	..	..	..	..	16,80.00	..	..
(iii) EAP assisted by JBIC Japan for Integrated Sewerage and Sanitation Project for BBSR and CTC	..	23,00.93	..	23,00.93	2,11,49.07	98,68.60	(-)76.68
<b>Total - 789</b>	..	23,00.93	..	23,00.93	2,29,01.86	98,68.60	(-)76.68
796- Tribal Area Sub-Plan							
(i) Urban Sewerage Schemes	..	..	..	..	1,02.54	..	..
(ii) State's Specific Needs Grant Recommended by 12 <sup>th</sup> Finance Commission	..	..	..	..	23,10.00	..	..
(iii) EAP assisted by JBIC Japan for Integrated Sewerage and Sanitation Project for BBSR and CTC	..	31,18.28	..	31,18.28	2,61,29.65	1,11,39.50	(-)72.01
<b>Total - 796</b>	..	31,18.28	..	31,18.28	2,85,42.19	1,11,39.50	(-)72.01
800- Other Expenditure							
<b>Total - 800</b>	..	..	..	..	74.89	..	..

## STATEMENT No. 16

## DETAILED STATEMENT OF CAPITAL EXPENDITURE BY MINOR HEADS AND SUB HEADS

Nature of expenditure	Expenditure during the year 2015-16				Expenditure to end of 2015-16	Expenditure during the year 2014-15	Per cent Increase (+)/ Decrease (-)
	Non-Plan	State Plan	CP / GOI				
			Share of CSS	TOTAL			
1	2	3	4	5	6	7	8
<i>Figures in italics represent charged expenditure</i>							(₹ in lakh)
<b>Expenditure Heads(Capital Account) - Contd.</b>							
<b>B. Capital Account of Social Services - Contd.</b>							
<b>(c) Capital Account of Water Supply and Sanitation, Housing and Urban Development - Contd.</b>							
<b>4215- Capital Outlay on Water Supply and Sanitation - Concltd.</b>							
<i>02 Sewerage and Sanitation - Concltd.</i>							
<i>Total - 02</i>	..	1,58,12.43	..	1,58,12.43	13,03,10.21	3,69,29.91	(-)57.18
<b>Total -4215</b>	..	<b>6,77,19.66</b>	..	<b>6,77,19.66</b>	<b>43,58,98.52</b>	<b>5,34,93.50</b>	<b>(+)26.59</b>
<b>4216- Capital Outlay on Housing</b>							
<i>01 Government Residential Buildings</i>							
106- General Pool Accommodation							
(i) Construction of Buildings	4,86.57	..	..	4,86.57	84,18.47	13,70.04	(-)64.48
(ii) Construction	..	..	..	..	4,52.31	..	..
(iii) Creation of Capital Assets	..	1,89.47	..	1,89.47	19,89.47	..	..
(iv) Modernisation of Prison Administration	..	..	..	..	1,81.20	..	..
(v) Water Supply and Sanitary Installations	..	9.78	..	9.78	8,52.33	2.91	(+)236.08
(vi) Infrastructure Development	..	..	..	..	54.98	..	..
(vii) Water Supply and Sanitary Installation to Residential Building of GA Department under State Capital Project	..	8,47.56	..	8,47.56	42,58.65	8,28.09	(+)2.35
(viii) Construction of Buildings-Rural Development	..	15,49.61	..	15,49.61	44,62.95	10,45.26	(+)48.25

## STATEMENT No. 16

## DETAILED STATEMENT OF CAPITAL EXPENDITURE BY MINOR HEADS AND SUB HEADS

Nature of expenditure	Expenditure during the year 2015-16				Expenditure to end of 2015-16	Expenditure during the year 2014-15	Per cent Increase (+)/ Decrease (-)
	Non-Plan	State Plan	CP / GOI				
			Share of CSS	TOTAL			
1	2	3	4	5	6	7	8
<i>Figures in italics represent charged expenditure</i>							(₹ in lakh)
<b>Expenditure Heads(Capital Account) - Contd.</b>							
<b>B. Capital Account of Social Services - Contd.</b>							
<b>(c) Capital Account of Water Supply and Sanitation, Housing and Urban Development - Contd.</b>							
<b>4216- Capital Outlay on Housing - Contd.</b>							
<b>01 Government Residential Buildings - Contd.</b>							
(ix) Construction of Buildings of Transport Department	..	..	..	..	39.35	..	..
(x) Construction of Buildings of Finance Department	..	..	..	..	62.48	..	..
(xi) Construction of Buildings of P & C Department	..	2,97.96	..	2,97.96	7,33.37	2,55.82	(+)16.47
(xii) Construction of Buildings of Revenue & D.M	..	8,87.42	..	8,87.42	61,98.44	7,89.44	(+)12.41
(xiii) Construction of Buildings of Works Department	..	7,50.53	..	7,50.53	25,07.51	3,39.65	(+)120.97
(xiv) Construction of Buildings of GA Department under State Capital Project	..	15,95.58	..	15,95.58	98,93.47	12,74.85	(+)25.16
(xv) Construction of Buildings of GA Department	..	1,77.93	..	1,77.93	8,35.26	2,03.60	(-)12.61
(xvi) Construction of Buildings of Law Department	..	8.25	..	8.25	1,21.86	8.76	(-)5.82
(xvii) Construction of Buildings of H & F W Department	..	24,42.47	..	24,42.47	45,87.59	10,79.66	(+)126.23
(xviii) Residential Clusters-SCA for KBK	..	..	..	..	5,18.35	..	..
(xix) 13 <sup>th</sup> FC Award for Upgradation of Health Infrastructure	..	..	..	..	9,70.14	..	..
(xx) Construction of Buildings of Sports and Youth Services Department	..	54.46	..	54.46	1,43.01	73.75	(-)26.16
(xxi) Construction of Buildings	..	..	..	..	73.14	..	..
(xxii) World Bank Assisted Project	..	..	..	..	1,27,29.38	..	..

## STATEMENT No. 16

## DETAILED STATEMENT OF CAPITAL EXPENDITURE BY MINOR HEADS AND SUB HEADS

Nature of expenditure	Expenditure during the year 2015-16				Expenditure to end of 2015-16	Expenditure during the year 2014-15	Per cent Increase (+)/ Decrease (-)
	Non-Plan	State Plan	CP / GOI				
			Share of CSS	TOTAL			
1	2	3	4	5	6	7	8
<i>Figures in italics represent charged expenditure</i>							(₹ in lakh)
<b>Expenditure Heads(Capital Account) - Contd.</b>							
<b>B. Capital Account of Social Services - Contd.</b>							
<b>(c) Capital Account of Water Supply and Sanitation, Housing and Urban Development - Contd.</b>							
<b>4216- Capital Outlay on Housing - Contd.</b>							
<b>01 Government Residential Buildings - Contd.</b>							
(xxiii) Pradhan Mantri Gramodaya Yojana	..	..	..	..	19.03	..	..
(xxiv) Construction of Staff Quarters for the Treasuries and Sub-Treasuries-(370000-Major Works)	..	..	..	..	41.17	..	..
(xxv) Completion and Construction of Incomplete Buildings of Treasury and Sub-Treasury	..	..	..	..	1.10	..	..
(xxvi) Public Works	..	..	..	..	1,08.22	..	..
(xxvii) Water Supply and Sanitation	..	..	..	..	1.00	..	..
(xxviii) Construction of the Staff Quarters for Staff of Commercial Staff Organisation-(Major Works)	..	..	..	..	1,04.92	..	..
(xxix) Construction of Staff Quarters for Local Fund Audit Organisation	..	..	..	..	1.83	..	..
(xxx) Construction of Staff Quarters for Jail Staff	..	..	..	..	8,47.00	..	..
(xxxi) Construction of Staff Quarters for Staff of Odisha Bhawan, New Delhi	..	..	..	..	26.98	..	..
<b>Total - 106</b>	4,86.57	88,11.02	..	92,97.59	6,12,34.97	72,71.83	(+)27.86
<b>107- Police Housing</b>							
(i) Construction of Fire Service Building	..	..	..	..	23,83.82	..	..
<b>Total - 107</b>	..	..	..	..	23,83.82	..	..



## STATEMENT No. 16

## DETAILED STATEMENT OF CAPITAL EXPENDITURE BY MINOR HEADS AND SUB HEADS

Nature of expenditure	Expenditure during the year 2015-16				Expenditure to end of 2015-16	Expenditure during the year 2014-15	Per cent Increase (+)/ Decrease (-)
	Non-Plan	State Plan	CP / GOI				
			Share of CSS	TOTAL			
1	2	3	4	5	6	7	8
<i>Figures in italics represent charged expenditure</i>							(₹ in lakh)
<b>Expenditure Heads(Capital Account) - Contd.</b>							
<b>B. Capital Account of Social Services - Contd.</b>							
<b>(c) Capital Account of Water Supply and Sanitation, Housing and Urban Development - Contd.</b>							
<b>4216- Capital Outlay on Housing - Contd.</b>							
<b>01 Government Residential Buildings - Contd.</b>							
700- Other Housing							
(i) Construction of Buildings	..	9,67.79	..	9,67.79	10,91.75	..	..
(ii) Maintenance and Repair	..	..	..	..	36.00	..	..
(iii) Modernisation of Police Force	..	..	..	..	12,48.00	..	..
(iv) Other Schemes	..	..	..	..	52,59.27	..	..
(v) Cluster Housing Scheme for Residential Accommodation of Health Personnel at Block level	..	..	..	..	25,47.24	..	..
(vi) Odisha Modernisation of Police Force	..	6,80.00	..	6,80.00	6,80.00	..	..
(vii) Construction of Building for Jails	..	7,06.78	..	7,06.78	17,88.73	5,57.01	(+)26.89
(viii) Construction of Buildings for Courts	..	12,27.67	..	12,27.67	32,20.99	5,98.22	(+)105.22
(ix) Construction of Buildings for Fire Services	..	16,77.50	..	16,77.50	45,77.59	1,80.96	(+)827.00
(x) Construction of Buildings for Police Welfare	..	24,65.13	..	24,65.13	1,39,45.50 (A)	13,73.19	(+)79.52
(xi) 13 <sup>th</sup> FC Award for Police Training	..	..	..	..	9,76.53	3,65.03	..
(xii) 13 <sup>th</sup> FC Award for Fire Services	..	..	..	..	11,48.97	3,91.78	..
(xiii) National Scheme for Modernisation of Police and Other Forces.	..	1,06.24	..	1,06.24	18,11.39	17,05.15	(-)93.77
(xiv) Rental Housing Scheme	..	..	..	..	9,39.02	..	..

(A) As per the Home Department Letter NO. FS-II-VER1-0001-2016-18334, dt. 23.05.2016 Proforma Correction for an amount of ₹2,68.13 lakh has been effected from 190-Share Capital Contribution to OSPH & WC to 700-Construction of Building for Police Welfare.

## STATEMENT No. 16

## DETAILED STATEMENT OF CAPITAL EXPENDITURE BY MINOR HEADS AND SUB HEADS

Nature of expenditure	Expenditure during the year 2015-16				Expenditure to end of 2015-16	Expenditure during the year 2014-15	Per cent Increase (+)/ Decrease (-)
	Non-Plan	State Plan	CP / GOI				
			Share of CSS	TOTAL			
1	2	3	4	5	6	7	8
<i>Figures in italics represent charged expenditure</i>							(₹ in lakh)
<b>Expenditure Heads(Capital Account) - Contd.</b>							
<b>B. Capital Account of Social Services - Contd.</b>							
<b>(c) Capital Account of Water Supply and Sanitation, Housing and Urban Development - Contd.</b>							
<b>4216- Capital Outlay on Housing - Contd.</b>							
<b>01 Government Residential Buildings - Contd.</b>							
(xv) Payment of Delhi Development Authority	..	..	..	..	0.25	..	..
(xvi) Rehabilitation of Slum Dwellers at New Capital, Bhubaneswar	..	..	..	..	5.00	..	..
(xvii) Upgradation of Standard of Administration Recommended by the 11 <sup>th</sup> Finance Commission	..	..	..	..	1,62.80	..	..
(xviii) Payment to OSHB for Outright Purchase of the Buildings Constructed at Chandrasekharpur, Bhubaneswar	..	..	..	..	1,00.00	..	..
(xix) Payment to BDA towards outright purchase of their Buildings in Chandrasekharpur, Bhubaneswar	..	..	..	..	90.20	..	..
(xx) State Share of Accelerated Water Supply Scheme	..	..	..	..	2.02	..	..
(xxi) Development of site in Nuapalli Area	..	..	..	..	40.09	..	..
(xxii) Construction of Residential Buildings, through Odisha Police Housing and Welfare Corporation	..	..	..	..	2,67.19	..	..
(xxiii) Construction of Staff Quarters	..	..	..	..	1,18.10	..	..
(xxiv) Development of Land for Director of Public Instruction Quarters at Bhubaneswar	..	..	..	..	8.09	..	..
(xxv) Subsidised Industrial Housing Scheme	..	..	..	..	1.18	..	..
(xxvi) Power Supply to OMP 7 <sup>th</sup> Battalion	..	..	..	..	0.42	..	..

## STATEMENT No. 16

## DETAILED STATEMENT OF CAPITAL EXPENDITURE BY MINOR HEADS AND SUB HEADS

Nature of expenditure	Expenditure during the year 2015-16				Expenditure to end of 2015-16	Expenditure during the year 2014-15	Per cent Increase (+)/ Decrease (-)
	Non-Plan	State Plan	CP / GOI Share of CSS	TOTAL			
1	2	3	4	5	6	7	8
<i>Figures in italics represent charged expenditure</i>							(₹ in lakh)
<b>Expenditure Heads(Capital Account) - Contd.</b>							
<b>B. Capital Account of Social Services - Contd.</b>							
<b>(c) Capital Account of Water Supply and Sanitation, Housing and Urban Development - Contd.</b>							
<b>4216- Capital Outlay on Housing - Contd.</b>							
<b>01 Government Residential Buildings - Contd.</b>							
<b>Total - 700</b>	..	78,31.11	..	78,31.11	4,00,66.33	51,71.34	(+)51.43
789- Special Component Plan for Scheduled Castes							
(i) Construction of Buildings	..	..	..	..	4,14.50	..	..
(ii) Cluster Housing Scheme for Residential Accommodation of Health Personnel at Block level	..	..	..	..	7,32.24	..	..
(iii) Infrastructure Development	..	..	..	..	10.00	..	..
(iv) Construction of Buildings-Rural Development Department	..	4,47.51	..	4,47.51	13,64.19	2,87.64	(+)55.58
(v) Construction of Buildings of Labour and Employee's State Insurance Department	..	..	..	..	51.29	..	..
(vi) Construction of Buildings of Revenue & DM Department	..	1,92.32	..	1,92.32	15,74.83	2,70.89	(-)29.00
(vii) Construction of Buildings of Works Department	..	..	..	..	62.56	..	..
(viii) Odisha Modernisation of Police Force	..	3,00.00	..	3,00.00	3,00.00	..	..
(ix) Construction of Building for Jails	..	1,43.31	..	1,43.31	3,61.74	1,55.23	(-)7.68
(x) Construction of Buildings for Courts	..	1,56.46	..	1,56.46	4,12.08	2,20.56	(-)29.06
(xi) Construction of Buildings for Fire Services	..	6,25.00	..	6,25.00	29,95.22	5,93.87	(+)5.24
(xii) Construction of Buildings for Police Welfare	..	20,49.15	..	20,49.15	49,33.25	7,16.10	(+)186.15
(xiii) Residential Clusters-SCA for KBK	..	..	..	..	1,44.37	..	..

## STATEMENT No. 16

## DETAILED STATEMENT OF CAPITAL EXPENDITURE BY MINOR HEADS AND SUB HEADS

Nature of expenditure	Expenditure during the year 2015-16				Expenditure to end of 2015-16	Expenditure during the year 2014-15	Per cent Increase (+)/ Decrease (-)
	CP / GOI		TOTAL				
	Non-Plan	State Plan					
1	2	3	4	5	6	7	8
<i>Figures in italics represent charged expenditure</i>							(₹ in lakh)
<b>Expenditure Heads(Capital Account) - Contd.</b>							
<b>B. Capital Account of Social Services - Contd.</b>							
<b>(c) Capital Account of Water Supply and Sanitation, Housing and Urban Development - Contd.</b>							
<b>4216- Capital Outlay on Housing - Contd.</b>							
<b>01 Government Residential Buildings - Contd.</b>							
(xiv) 13 <sup>th</sup> FC Award for Upgradation of Health Infrastructure	..	..	..	..	71,52.18	15,21.48	..
(xv) 13 <sup>th</sup> FC Award for Police Training	..	..	..	..	16,79.08	1,48.96	..
(xvi) 13 <sup>th</sup> FC Award for Fire Services	..	..	..	..	13,00.23	7,89.96	..
(xvii) National Scheme for Modernisation of Police and Other Forces.	..	..	..	..	6,12.07	6,12.07	..
(xviii) Construction of Buildings	..	..	..	..	8.00	..	..
(xix) Construction of Buildings	..	..	..	..	21.23	..	..
<b>Total - 789</b>	..	39,13.75	..	39,13.75	2,41,29.05	53,16.76	(-)26.39
<b>796- Tribal Area Sub-Plan</b>							
(i) Construction of Buildings	..	17.68	..	17.68	8,47.76	..	..
(ii) General Pool Accommodation	..	..	..	..	24,90.37	..	..
(iii) World Bank Assisted Project	..	..	..	..	5,21.21	..	..
(iv) Special Development of KBK Districts - RLTAP	..	..	..	..	1,36.45	..	..
(v) Cluster Housing Scheme for Residential Accommodation of Health Personnel at Block level	..	..	..	..	10,70.01	..	..
(vi) Infrastructure Development	..	..	..	..	15.00	..	..

## STATEMENT No. 16

## DETAILED STATEMENT OF CAPITAL EXPENDITURE BY MINOR HEADS AND SUB HEADS

Nature of expenditure	Expenditure during the year 2015-16				Expenditure to end of 2015-16	Expenditure during the year 2014-15	Per cent Increase (+)/ Decrease (-)
	Non-Plan	State Plan	CP / GOI				
			Share of CSS	TOTAL			
1	2	3	4	5	6	7	8
<i>Figures in italics represent charged expenditure</i>							(₹ in lakh)
<b>Expenditure Heads(Capital Account) - Contd.</b>							
<b>B. Capital Account of Social Services - Contd.</b>							
<b>(c) Capital Account of Water Supply and Sanitation, Housing and Urban Development - Contd.</b>							
<b>4216- Capital Outlay on Housing - Contd.</b>							
<b>01 Government Residential Buildings - Contd.</b>							
(vii) Construction of Buildings-Rural Development	..	6,15.41	..	6,15.41	19,48.02	3,98.36	(+)54.49
(viii) Construction of Buildings of Labour and Employee's State Insurance Department	..	..	..	..	19.75	..	..
(ix) Construction of Buildings of Finance Department	..	..	..	..	45.00	..	..
(x) Construction of Buildings of Revenue & D.M	..	2,33.04	..	2,33.04	23,13.27	2,93.82	(-)20.69
(xi) Construction of Buildings of Works Department	..	..	..	..	1,29.18	..	..
(xii) Odisha Modernisation of Police Force	..	4,20.00	..	4,20.00	4,20.00	..	..
(xiii) Construction of Buildings of Law Department	..	..	..	..	82.00	..	..
(xiv) Construction of Buildings of Higher Education	..	..	..	..	69.24	..	..
(xv) Construction of Building for Jails	..	3,49.91	..	3,49.91	5,50.79	2,00.88	(+)74.19
(xvi) Construction of Buildings for Courts	..	1,84.00	..	1,84.00	4,46.22	2,31.41	(-)20.49
(xvii) Construction of Buildings for Fire Services	..	12,47.50	..	12,47.50	24,40.90	31.49	(+)3861.58
(xviii) Construction of Buildings for Police Welfare	..	25,85.72	..	25,85.72	63,10.49	7,47.71	(+)245.82
(xix) Residential Clusters-SCA for KBK	..	..	..	..	3,36.54	..	..
(xx) 13 <sup>th</sup> FC Award for Upgradation of Health Infrastructure	..	..	..	..	16,76.80	2,59.15	..
(xxi) 13 <sup>th</sup> FC Award for Police Training	..	..	..	..	6,44.08	1,94.08	..

## STATEMENT No. 16

## DETAILED STATEMENT OF CAPITAL EXPENDITURE BY MINOR HEADS AND SUB HEADS

Nature of expenditure	Expenditure during the year 2015-16				Expenditure to end of 2015-16	Expenditure during the year 2014-15	Per cent Increase (+)/ Decrease (-)
	Non-Plan	State Plan	CP / GOI Share of CSS	TOTAL			
1	2	3	4	5	6	7	8
<i>Figures in italics represent charged expenditure</i>							(₹ in lakh)
<b>Expenditure Heads(Capital Account) - Contd.</b>							
<b>B. Capital Account of Social Services - Contd.</b>							
<b>(c) Capital Account of Water Supply and Sanitation, Housing and Urban Development - Contd.</b>							
<b>4216- Capital Outlay on Housing - Contd.</b>							
<b>01 Government Residential Buildings - Concl'd.</b>							
(xxii) 13 <sup>th</sup> FC Award for Fire Services	..	..	..	..	10,04.14	5,53.54	..
(xxiii) National Scheme for Modernisation of Police and Other Forces.	..	..	..	..	11,14.50	11,14.50	..
(xxiv) Construction of Buildings	..	..	..	..	7.67	..	..
(xxv) Construction of Buildings	..	..	..	..	18.99	8.99	..
(xxvi) Construction	..	..	..	..	29.78	..	..
(xxvii) Construction of Residential Buildings, through Odisha Police Housing and Welfare Corporation (OPH & WC)	..	..	..	..	59.80	..	..
<b>Total - 796</b>	..	56,53.26	..	56,53.26	2,47,47.96	40,33.93	(+)40.14
800- Other Expenditure							
(i) Construction of building of H & F W Department	..	39,34.56	..	39,34.56	39,34.56	..	..
(ii) Construction of Barracks through OPH & W C	..	..	..	..	17,85.20	..	..
<b>Total - 800</b>	..	39,34.56	..	39,34.56	57,19.76	..	..
901- Deduct- Receipts and Recoveries on Capital Account							
(i) Deduct-Recoveries	..	..	..	..	(-)1,95.63	..	..
<b>Total - 901</b>	..	..	..	..	(-)1,95.63	..	..
<b>Total - 01</b>	<b>4,86.57</b>	<b>3,01,43.70</b>	..	<b>3,06,30.27</b>	<b>15,80,86.26</b>	<b>2,17,93.86</b>	<b>(+)40.55</b>

## STATEMENT No. 16

## DETAILED STATEMENT OF CAPITAL EXPENDITURE BY MINOR HEADS AND SUB HEADS

Nature of expenditure	Expenditure during the year 2015-16				Expenditure to end of 2015-16	Expenditure during the year 2014-15	Per cent Increase (+)/ Decrease (-)
	Non-Plan	State Plan	CP / GOI				
			Share of CSS	TOTAL			
1	2	3	4	5	6	7	8
<i>Figures in italics represent charged expenditure</i>							(₹ in lakh)
<b>Expenditure Heads(Capital Account) - Contd.</b>							
<b>B. Capital Account of Social Services - Contd.</b>							
<b>(c) Capital Account of Water Supply and Sanitation, Housing and Urban Development - Contd.</b>							
<b>4216- Capital Outlay on Housing - Contd.</b>							
<b>02 Urban Housing</b>							
190- Investments in Public Sector and Other Undertakings							
(i) Share Capital Contribution to Odisha Police Housing and Welfare Corporation	..	..	..	..	4,24.98 (A)	..	..
<b>Total - 190</b>	..	..	..	..	4,24.98	..	..
800- Other Expenditure							
(i) Construction of Buildings of Health & Family Welfare (H & F W) Department	..	..	..	..	11,36.05	1,62.11	..
<b>Total - 800</b>	..	..	..	..	11,36.05	1,62.11	..
<b>Total - 02</b>	..	..	..	..	<b>15,61.03</b>	<b>1,62.11</b>	..
<b>03 Rural Housing</b>							
190- Investments in Public Sector and Other Undertakings							
(i) Share Capital to Odisha Rural Housing Development Corporation Ltd.	..	..	..	..	48,16.01	..	..
<b>Total - 190</b>	..	..	..	..	48,16.01	..	..

(A) As per the Home Department Letter NO. FS-II-VER1-0001-2016-18334, dt. 23.05.2016 Proforma Correction for an amount of ₹2,68.13 lakh has been effected from 190-Share Capital Contribution to OSPH & WC to 700-Construction of Building for Police Welfare.

## STATEMENT No. 16

## DETAILED STATEMENT OF CAPITAL EXPENDITURE BY MINOR HEADS AND SUB HEADS

Nature of expenditure	Expenditure during the year 2015-16				Expenditure to end of 2015-16	Expenditure during the year 2014-15	Per cent Increase (+)/ Decrease (-)
	Non-Plan	State Plan	CP / GOI				
			Share of CSS	TOTAL			
1	2	3	4	5	6	7	8
<i>Figures in italics represent charged expenditure</i>							(₹ in lakh)
<b>Expenditure Heads(Capital Account) - Contd.</b>							
<b>B. Capital Account of Social Services - Contd.</b>							
<b>(c) Capital Account of Water Supply and Sanitation, Housing and Urban Development - Contd.</b>							
<b>4216- Capital Outlay on Housing - Contd.</b>							
<b>03 Rural Housing - Concl'd.</b>							
800- Other Expenditure each class of Scheme	..	..	..	..	22.40	..	..
<b>Total - 800</b>	..	..	..	..	22.40	..	..
<b>Total - 03</b>	..	..	..	..	<b>48,38.40</b>	..	..
<b>80 General</b>							
190- Investments in Public Sector and Other Undertakings	..	..	..	..	88.26	..	..
<b>Total - 190</b>	..	..	..	..	88.26	..	..
796- Tribal Area Sub-Plan							
(i) Share Capital Contribution to Primary House Building	..	..	..	..	12.51	..	..
<b>Total - 796</b>	..	..	..	..	12.51	..	..
800- Other Expenditure							
(i) Share Capital Contribution to Primary House Building	..	..	..	..	2,25.57	..	..
<b>Total - 800</b>	..	..	..	..	2,25.57	..	..



## STATEMENT No. 16

## DETAILED STATEMENT OF CAPITAL EXPENDITURE BY MINOR HEADS AND SUB HEADS

Nature of expenditure	Expenditure during the year 2015-16				Expenditure to end of 2015-16	Expenditure during the year 2014-15	Per cent Increase (+)/ Decrease (-)
	Non-Plan	State Plan	CP / GOI Share of CSS	TOTAL			
1	2	3	4	5	6	7	8
<i>Figures in italics represent charged expenditure</i>							(₹ in lakh)
<b>Expenditure Heads(Capital Account) - Contd.</b>							
<b>B. Capital Account of Social Services - Contd.</b>							
<b>(c) Capital Account of Water Supply and Sanitation, Housing and Urban Development - Contd.</b>							
<b>4216- Capital Outlay on Housing - Concltd.</b>							
<i>80 General - Concltd.</i>							
901- Deduct- Receipts and Recoveries on Capital Account							
(i) Deduct-Recoveries	..	..	..	..	(-)69.97	..	..
<b>Total - 901</b>	..	..	..	..	(-)69.97	..	..
<b>Total - 80</b>	..	..	..	..	<b>2,56.37</b>	..	..
<b>Total -4216</b>	<b>4,86.57</b>	<b>3,01,43.70</b>	..	<b>3,06,30.27</b>	<b>16,47,42.06</b>	<b>2,19,55.97</b>	<b>(+)39.51</b>
<b>4217- Capital Outlay on Urban Development</b>							
<i>01 State Capital Development</i>							
050- Land							
(i) Construction	..	..	..	..	13,72.80	..	..
(ii) Construction of Buildings of GA Department under State Capital Project	..	..	..	..	2,07.35	..	..
(iii) One time ACA for State Capital Projects	..	..	..	..	62.00	..	..
<b>Total - 050</b>	..	..	..	..	<b>16,42.15</b>	..	..
051- Construction							
(i) Construction	..	..	..	..	6,30.54	..	..
(ii) Construction of Roads of GA.Department under State Capital Project	..	2,31.55	..	2,31.55	36,92.91	2,26.79	(+)2.10

## STATEMENT No. 16

## DETAILED STATEMENT OF CAPITAL EXPENDITURE BY MINOR HEADS AND SUB HEADS

Nature of expenditure	Expenditure during the year 2015-16				Expenditure to end of 2015-16	Expenditure during the year 2014-15	Per cent Increase (+)/ Decrease (-)
			CP / GOI				
	Non-Plan	State Plan	Share of CSS	TOTAL			
1	2	3	4	5	6	7	8
<i>Figures in italics represent charged expenditure</i>							(₹ in lakh)
<b>Expenditure Heads(Capital Account) - Contd.</b>							
<b>B. Capital Account of Social Services - Contd.</b>							
<b>(c) Capital Account of Water Supply and Sanitation, Housing and Urban Development - Contd.</b>							
<b>4217- Capital Outlay on Urban Development - Contd.</b>							
<b>01 State Capital Development - Concl'd.</b>							
<b>Total - 051</b>	..	2,31.55	..	2,31.55	43,23.44	2,26.79	(+)2.10
796- Tribal Area Sub-Plan	..	..	..	..	30.50	..	..
<b>Total - 796</b>	..	..	..	..	30.50	..	..
800- Other Expenditure	..	..	..	..	2,07.40	..	..
<b>Total - 800</b>	..	..	..	..	2,07.40	..	..
<b>Total - 01</b>	..	2,31.55	..	2,31.55	62,03.49	2,26.79	(+)2.10
<b>60 Other Urban Development Schemes</b>							
051- Construction	..	..	..	..	45.70	..	..
<b>Total - 051</b>	..	..	..	..	45.70	..	..
191- Assistance to Local Bodies, Corporations etc	..	..	..	..	84.00	..	..

## STATEMENT No. 16

## DETAILED STATEMENT OF CAPITAL EXPENDITURE BY MINOR HEADS AND SUB HEADS

Nature of expenditure	Expenditure during the year 2015-16				Expenditure to end of 2015-16	Expenditure during the year 2014-15	Per cent Increase (+)/ Decrease (-)
	Non-Plan	State Plan	CP / GOI				
			Share of CSS	TOTAL			
1	2	3	4	5	6	7	8
<i>Figures in italics represent charged expenditure</i>							(₹ in lakh)
<b>Expenditure Heads(Capital Account) - Contd.</b>							
<b>B. Capital Account of Social Services - Contd.</b>							
<b>(c) Capital Account of Water Supply and Sanitation, Housing and Urban Development - Contd.</b>							
<b>4217- Capital Outlay on Urban Development - Contd.</b>							
<b>60 Other Urban Development Schemes - Contd.</b>							
<b>Total - 191</b>	..	..	..	..	84.00	..	..
789- Special Component Plan for Scheduled Castes							
(i) Preparation of Detailed Project Report (DPR) for Comprehensive and Perspective Development Plan	..	..	..	..	20.72	..	..
(ii) Preparation of Comprehensive Development Plan	..	..	..	..	8.00	..	..
(iii) Other Urban Development Schemes under State Plan	..	49.59	..	49.59	5,30.85	49.59	..
(iv) EAP assisted by KFW German for Odisha Urban Infrastructure Development Fund (OUIDF)	..	1,65.00	..	1,65.00	25,16.46	13,95.00	(-)88.17
<b>Total - 789</b>	..	2,14.59	..	2,14.59	30,76.03	14,44.59	(-)85.15
796- Tribal Area Sub-Plan							
(i) Preparation of DPR for Comprehensive and Perspective Development Plan	..	..	..	..	50.49	..	..
(ii) Preparation of Comprehensive Development Plan	..	..	..	..	11.00	..	..
(iii) Other Urban Development Schemes under State Plan	..	66.39	..	66.39	10,18.28	66.39	..
(iv) EAP assisted by KFW German for Odisha Urban Infrastructure Development Fund (OUIDF)	..	2,25.00	..	2,25.00	31,63.11	16,59.75	(-)86.44
<b>Total - 796</b>	..	2,91.39	..	2,91.39	42,42.88	17,26.14	(-)83.12

## STATEMENT No. 16

## DETAILED STATEMENT OF CAPITAL EXPENDITURE BY MINOR HEADS AND SUB HEADS

Nature of expenditure	Expenditure during the year 2015-16				Expenditure to end of 2015-16	Expenditure during the year 2014-15	Per cent Increase (+)/ Decrease (-)
	Non-Plan	State Plan	CP / GOI Share of CSS	TOTAL			
1	2	3	4	5	6	7	8
<i>Figures in italics represent charged expenditure</i>							(₹ in lakh)
<b>Expenditure Heads(Capital Account) - Contd.</b>							
<b>B. Capital Account of Social Services - Contd.</b>							
<b>(c) Capital Account of Water Supply and Sanitation, Housing and Urban Development - Contd.</b>							
<b>4217- Capital Outlay on Urban Development - Concltd.</b>							
<b>60 Other Urban Development Schemes - Concltd.</b>							
800- Other Expenditure							
(i) Preparation of DPR for Comprehensive and Perspective Development Plan	..	..	..	..	1,40.28	..	..
(ii) One time ACA for Satellite City	..	..	..	..	10,00.00	..	..
(iii) Preparation of Comprehensive Development Plan	..	..	..	..	1,36.00	..	..
(iv) Other Urban Development Schemes under State Plan	..	1,84.02	..	1,84.02	26,09.96	1,84.02	..
(v) Capacity Development and preparation of Detail Project Report (DPR)	..	3,50.00	..	3,50.00	11,65.82	2,15.83	(+)62.16
(vi) EAP assisted by KFW German for Odisha Urban Infrastructure Development Fund (OUIDF)	..	6,10.00	..	6,10.00	91,20.43	44,45.25	(-)86.28
(vii) Reimbursement of VAT	..	..	..	..	1,86.93	1,86.93	..
<b>Total - 800</b>	..	11,44.02	..	11,44.02	1,43,59.43	50,32.03	(-)77.27
<b>Total - 60</b>	..	16,50.00	..	16,50.00	2,18,08.04	82,02.76	(-)79.88
<b>Total -4217</b>	..	18,81.55	..	18,81.55	2,80,11.53	84,29.55	(-)77.68
<b>Total - (c) Capital Account of Water Supply and Sanitation, Housing and Urban Development</b>	4,86.57	9,97,44.91	..	10,02,31.48	62,86,52.11	8,38,79.02	(+)19.50

## STATEMENT No. 16

## DETAILED STATEMENT OF CAPITAL EXPENDITURE BY MINOR HEADS AND SUB HEADS

Nature of expenditure	Expenditure during the year 2015-16				Expenditure to end of 2015-16	Expenditure during the year 2014-15	Per cent Increase (+)/ Decrease (-)
	Non-Plan	State Plan	CP / GOI Share of CSS	TOTAL			
1	2	3	4	5	6	7	8
<i>Figures in italics represent charged expenditure</i>							(₹ in lakh)
Expenditure Heads(Capital Account) - Contd.							
B. Capital Account of Social Services - Contd.							
(c) Capital Account of Water Supply and Sanitation, Housing and Urban Development - Concl'd.							
(d) Capital Account of Information and Broadcasting							
4220- Capital Outlay on Information and Publicity							
<i>60 Others</i>							
101- Buildings	..	..	..	..	5.00	..	..
<b>Total - 101</b>	..	..	..	..	5.00	..	..
800- Other Expenditure	..	..	..	..	24.34	..	..
<b>Total - 800</b>	..	..	..	..	24.34	..	..
<b>Total - 60</b>	..	..	..	..	<b>29.34</b>	..	..
<b>Total -4220</b>	..	..	..	..	<b>29.34</b>	..	..
4221- Capital Outlay on Broadcasting							
<i>01 Sound Broadcasting</i>							
052- Machinery and Equipment	..	..	..	..	0.04	..	..
<b>Total - 052</b>	..	..	..	..	0.04	..	..
<b>Total - 01</b>	..	..	..	..	<b>0.04</b>	..	..
<b>Total -4221</b>	..	..	..	..	<b>0.04</b>	..	..
<b>Total - (d) Capital Account of Information and Broadcasting</b>	..	..	..	..	<b>29.38</b>	..	..

## STATEMENT No. 16

## DETAILED STATEMENT OF CAPITAL EXPENDITURE BY MINOR HEADS AND SUB HEADS

Nature of expenditure	Expenditure during the year 2015-16				Expenditure to end of 2015-16	Expenditure during the year 2014-15	Per cent Increase (+)/ Decrease (-)
	Non-Plan	State Plan	CP / GOI Share of CSS	TOTAL			
1	2	3	4	5	6	7	8
<i>Figures in italics represent charged expenditure</i>							(₹ in lakh)
<b>Expenditure Heads(Capital Account) - Contd.</b>							
<b>B. Capital Account of Social Services - Contd.</b>							
<b>(e) Capital Account of Welfare of Scheduled Castes, Scheduled Tribes and Other Backward Classes</b>							
<b>4225- Capital Outlay on Welfare of Scheduled Castes, Scheduled Tribes and Other Backward Classes</b>							
<b>01 Welfare of Scheduled Castes</b>							
190- Investments in Public Sector and Other Undertakings	..	..	..	..	2,32.73	..	..
<b>Total - 190</b>	..	..	..	..	2,32.73	..	..
277- Education							
(i) Hostels	..	4,66.02	..	4,66.02	76,36.13	..	..
(ii) Upgradation of Tribal Secondary Schools to Higher Secondary Schools (Science and Commerce)	..	..	..	..	64.54	..	..
<b>Total - 277</b>	..	4,66.02	..	4,66.02	77,00.67	..	..
796- Tribal Area Sub-Plan							
(i) Special Plan for KBK Districts	..	3,55.00	..	3,55.00	35,82.72	6,25.00	(-)43.20
<b>Total - 796</b>	..	3,55.00	..	3,55.00	35,82.72	6,25.00	(-)43.20
800- Other Expenditure							
(i) Pradhan Mantri Adarsha Gram Yojana (PMAGY)	..	4,00.00	..	4,00.00	8,06.65	..	..
<b>Total - 800</b>	..	4,00.00	..	4,00.00	8,06.65	..	..
901- Deduct- Receipts and Recoveries on Capital Account							
(i) Deduct-Recoveries	..	..	..	..	(-)24.46	..	..
<b>Total - 901</b>	..	..	..	..	(-)24.46	..	..
<b>Total - 01</b>	..	<b>12,21.02</b>	..	<b>12,21.02</b>	<b>1,22,98.30</b>	<b>6,25.00</b>	<b>(+)95.36</b>

## STATEMENT No. 16

## DETAILED STATEMENT OF CAPITAL EXPENDITURE BY MINOR HEADS AND SUB HEADS

Nature of expenditure	Expenditure during the year 2015-16				Expenditure to end of 2015-16	Expenditure during the year 2014-15	Per cent Increase (+)/ Decrease (-)
	Non-Plan	State Plan	CP / GOI Share of CSS	TOTAL			
1	2	3	4	5	6	7	8
<i>Figures in italics represent charged expenditure</i>							(₹ in lakh)
<b>Expenditure Heads(Capital Account) - Contd.</b>							
<b>B. Capital Account of Social Services - Contd.</b>							
<b>(e) Capital Account of Welfare of Scheduled Castes, Scheduled Tribes and Other Backward Classes - Contd.</b>							
<b>4225- Capital Outlay on Welfare of Scheduled Castes, Scheduled Tribes and Other Backward Classes - Contd.</b>							
<b>02 Welfare of Scheduled Tribes</b>							
190- Investments in Public Sector and Other Undertakings							
(i) Share Capital Investment	..	..	..	..	1.10	..	..
<b>Total - 190</b>	..	..	..	..	1.10	..	..
277- Education							
(i) Ashram School	..	..	..	..	1,26,40.30	..	..
(ii) Construction, Completion and Repair of Educational Institutions including Staff quarters with Electrification	..	1,05,33.98	..	1,05,33.98	4,86,74.83	90,00.00	(+)17.04
(iii) Hostels	..	4,19,47.83	..	4,19,47.83	17,01,20.05	2,98,00.00	(+)40.76
(iv) Promotion of Elementary Education in Tribal Areas out of 11 <sup>th</sup> FC	..	..	..	..	15,09.67	..	..
(v) Research-cum-Training	..	..	..	..	1,25.60	..	..
(vi) Upgradation of Tribal Secondary Schools to Higher Secondary Schools(Science and Commerce)	..	..	..	..	5.00	..	..
<b>Total - 277</b>	..	5,24,81.81	..	5,24,81.81	23,30,75.45	3,88,00.00	(+)35.26
794- SCA for Tribal Area Sub-Plan							
(i) Hostels	..	..	..	..	1,98,37.00	..	..
<b>Total - 794</b>	..	..	..	..	1,98,37.00	..	..

## STATEMENT No. 16

## DETAILED STATEMENT OF CAPITAL EXPENDITURE BY MINOR HEADS AND SUB HEADS

Nature of expenditure	Expenditure during the year 2015-16				Expenditure to end of 2015-16	Expenditure during the year 2014-15	Per cent Increase (+)/ Decrease (-)
	Non-Plan	State Plan	CP / GOI Share of CSS	TOTAL			
1	2	3	4	5	6	7	8
<i>Figures in italics represent charged expenditure</i>							(₹ in lakh)
<b>Expenditure Heads(Capital Account) - Contd.</b>							
<b>B. Capital Account of Social Services - Contd.</b>							
<b>(e) Capital Account of Welfare of Scheduled Castes, Scheduled Tribes and Other Backward Classes - Contd.</b>							
<b>4225- Capital Outlay on Welfare of Scheduled Castes, Scheduled Tribes and Other Backward Classes - Contd.</b>							
<b>02 Welfare of Scheduled Tribes - Concl'd.</b>							
796- Tribal Area Sub-Plan							
(i) Investment in Co-operatives	..	..	..	..	16,48.00	..	..
(ii) Share Capital Investment	..	..	..	..	80.00	..	..
(iii) <i>Biju KBK Yojana</i>	..	10,20.00	..	10,20.00	10,20.00	..	..
(iv) Special Programme for KBK Districts	..	..	..	..	48,19.24	..	..
(v) Special Plan for KBK Districts	..	12,00.00	..	12,00.00	1,92,44.70	34,14.00	(-)64.85
<b>Total - 796</b>	..	22,20.00	..	22,20.00	2,68,11.94	34,14.00	(-)34.97
<b>Total - 02</b>	..	<b>5,47,01.81</b>	..	<b>5,47,01.81</b>	<b>27,97,25.49</b>	<b>4,22,14.00</b>	<b>(+)29.58</b>
<b>03 Welfare of Backward Classes</b>							
190- Investments in Public Sector and Other Undertakings							
(i) Share Capital Investment	..	..	..	..	38.23	..	..
<b>Total - 190</b>	..	..	..	..	38.23	..	..
277- Education							
(i) Hostels	..	..	..	..	9,93.30	1,68.00	..
<b>Total - 277</b>	..	..	..	..	9,93.30	1,68.00	..



## STATEMENT No. 16

## DETAILED STATEMENT OF CAPITAL EXPENDITURE BY MINOR HEADS AND SUB HEADS

Nature of expenditure	Expenditure during the year 2015-16				Expenditure to end of 2015-16	Expenditure during the year 2014-15	Per cent Increase (+)/ Decrease (-)
	Non-Plan	State Plan	CP / GOI Share of CSS	TOTAL			
1	2	3	4	5	6	7	8
<i>Figures in italics represent charged expenditure</i>							(₹ in lakh)
<b>Expenditure Heads(Capital Account) - Contd.</b>							
<b>B. Capital Account of Social Services - Contd.</b>							
<b>(e) Capital Account of Welfare of Scheduled Castes, Scheduled Tribes and Other Backward Classes - Contd.</b>							
<b>4225- Capital Outlay on Welfare of Scheduled Castes, Scheduled Tribes and Other Backward Classes - Contd.</b>							
<b>03 Welfare of Backward Classes - Concl.</b>							
800- Other Expenditure							
(i) Multi-sector Development Programme	..	..	..	..	30,53.76	..	..
<b>Total - 800</b>	..	..	..	..	30,53.76	..	..
<b>Total - 03</b>	..	..	..	..	<b>40,85.29</b>	<b>1,68.00</b>	..
<b>04 Welfare of Minorities</b>							
800- Other Expenditure							
(i) Construction of Buildings	..	50.00	..	50.00	50.00	..	..
(ii) Multi-sector Development Programme	..	..	..	..	19,44.04	2,95.00	..
<b>Total - 800</b>	..	50.00	..	50.00	19,94.04	2,95.00	(-)83.05
<b>Total - 04</b>	..	<b>50.00</b>	..	<b>50.00</b>	<b>19,94.04</b>	<b>2,95.00</b>	<b>(-)83.05</b>
<b>80 General</b>							
800- Other Expenditure							
(i) Enforcement of Protection of Civil Rights (PCR) Act	..	..	..	..	6,00.00	3,00.00	..
(ii) RLTA for KBK Districts	..	..	..	..	19,59.11	..	..
<b>Total - 800</b>	..	..	..	..	25,59.11	3,00.00	..
<b>Total - 80</b>	..	..	..	..	<b>25,59.11</b>	<b>3,00.00</b>	..

## STATEMENT No. 16

## DETAILED STATEMENT OF CAPITAL EXPENDITURE BY MINOR HEADS AND SUB HEADS

Nature of expenditure	Expenditure during the year 2015-16				Expenditure to end of 2015-16	Expenditure during the year 2014-15	Per cent Increase (+)/ Decrease (-)
	Non-Plan	State Plan	CP / GOI Share of CSS	TOTAL			
1	2	3	4	5	6	7	8
<i>Figures in italics represent charged expenditure</i>							(₹ in lakh)
<b>Expenditure Heads(Capital Account) - Contd.</b>							
<b>B. Capital Account of Social Services - Contd.</b>							
<b>(e) Capital Account of Welfare of Scheduled Castes, Scheduled Tribes and Other Backward Classes - Concl'd.</b>							
<b>4225- Capital Outlay on Welfare of Scheduled Castes, Scheduled Tribes and Other Backward Classes - Concl'd.</b>							
<b>Total -4225</b>	..	5,59,72.83	..	5,59,72.83	30,06,62.23	4,36,02.00	(+)28.37
<b>Total - (e) Capital Account of Welfare of Scheduled Castes, Scheduled Tribes and Other Backward Classes</b>	..	5,59,72.83	..	5,59,72.83	30,06,62.23	4,36,02.00	(+)28.37
<b>(g) Capital Account of Social Welfare and Nutrition</b>							
<b>4235- Capital Outlay on Social Security and Welfare</b>							
<b>01 Rehabilitation</b>							
800- Other Expenditure							
Deduct - Receipts and Recoveries on Capital Account	..	..	..	..	(-)1.85	..	..
<b>Total - 800</b>	..	..	..	..	(-)1.85	..	..
<b>Total - 01</b>	..	..	..	..	(-)1.85	..	..
<b>02 Social Welfare</b>							
102- Child Welfare							
(i) Construction of Buildings for Anganwadi Centres	..	1,31,96.80	..	1,31,96.80	2,58,50.56	23,14.50	(+)470.18
(ii) 13 <sup>th</sup> FC Award for construction of Anganwadi Centres	..	..	..	..	1,22,20.00	37,40.00	..

## STATEMENT No. 16

## DETAILED STATEMENT OF CAPITAL EXPENDITURE BY MINOR HEADS AND SUB HEADS

Nature of expenditure	Expenditure during the year 2015-16				Expenditure to end of 2015-16	Expenditure during the year 2014-15	Per cent Increase (+)/ Decrease (-)
	Non-Plan	State Plan	CP / GOI				
			Share of CSS	TOTAL			
1	2	3	4	5	6	7	8
<i>Figures in italics represent charged expenditure</i>							(₹ in lakh)
<b>Expenditure Heads(Capital Account) - Contd.</b>							
<b>B. Capital Account of Social Services - Contd.</b>							
<b>(g) Capital Account of Social Welfare and Nutrition - Contd.</b>							
<b>4235- Capital Outlay on Social Security and Welfare - Contd.</b>							
<i>02 Social Welfare - Contd.</i>							
<b>Total - 102</b>	..	1,31,96.80	..	1,31,96.80	3,80,70.56	60,54.50	(+)117.97
190- Investments in Public Sector and Other Undertakings	..	..	..	..	19.85	..	..
<b>Total - 190</b>	..	..	..	..	19.85	..	..
195- Investments in Co-operatives	..	..	..	..	1,52.76	..	..
<b>Total - 195</b>	..	..	..	..	1,52.76	..	..
789- Special Component Plan for Scheduled Castes							
(i) Construction of Buildings for Anganwadi Centres	..	37,40.00	..	37,40.00	77,24.80	7,18.75	(+)420.35
(ii) 13 <sup>th</sup> FC Award for construction of Anganwadi Centres	..	..	..	..	56,00.00	22,00.00	..
<b>Total - 789</b>	..	37,40.00	..	37,40.00	1,33,24.80	29,18.75	(+)28.14
796- Tribal Area Sub-Plan							
(i) Construction of Buildings for Anganwadi Centres	..	50,60.00	..	50,60.00	1,23,58.79	13,66.00	(+)270.42
(ii) 13 <sup>th</sup> FC Award for Construction of Anganwadi Centres	..	..	..	..	1,21,80.00	40,60.00	..

## STATEMENT No. 16

## DETAILED STATEMENT OF CAPITAL EXPENDITURE BY MINOR HEADS AND SUB HEADS

Nature of expenditure	Expenditure during the year 2015-16				Expenditure to end of 2015-16	Expenditure during the year 2014-15	Per cent Increase (+)/ Decrease (-)
	Non-Plan	State Plan	CP / GOI				
			Share of CSS	TOTAL			
1	2	3	4	5	6	7	8
<i>Figures in italics represent charged expenditure</i>							(₹ in lakh)
<b>Expenditure Heads(Capital Account) - Contd.</b>							
<b>B. Capital Account of Social Services - Contd.</b>							
<b>(g) Capital Account of Social Welfare and Nutrition - Contd.</b>							
<b>4235- Capital Outlay on Social Security and Welfare - Contd.</b>							
<b>02 Social Welfare - Concl.</b>							
<b>Total - 796</b>	..	50,60.00	..	50,60.00	2,45,38.79	54,26.00	(-)6.75
800- Other Expenditure (each Scheme will be a Minor Head)	..	..	..	..	1.64	..	..
<b>Total - 800</b>	..	..	..	..	1.64	..	..
<b>Total - 02</b>	..	<b>2,19,96.80</b>	..	<b>2,19,96.80</b>	<b>7,61,08.40</b>	<b>1,43,99.25</b>	<b>(+)52.76</b>
<b>60 Other Social Security and Welfare Programmes</b>							
800- Other Expenditure							
(i) Construction of Bus Stand	..	..	..	..	9,51.70	..	..
<b>Total - 800</b>	..	..	..	..	9,51.70	..	..
901- Deduct- Receipts and Recoveries on Capital Account							
(i) Deduct-Recoveries	..	..	..	..	(-)2,41.06	..	..
<b>Total - 901</b>	..	..	..	..	(-)2,41.06	..	..
<b>Total - 60</b>	..	..	..	..	<b>7,10.64</b>	..	..
<b>Total -4235</b>	..	<b>2,19,96.80</b>	..	<b>2,19,96.80</b>	<b>7,68,17.19</b>	<b>1,43,99.25</b>	<b>(+)52.76</b>

## STATEMENT No. 16

## DETAILED STATEMENT OF CAPITAL EXPENDITURE BY MINOR HEADS AND SUB HEADS

Nature of expenditure	Expenditure during the year 2015-16				Expenditure to end of 2015-16	Expenditure during the year 2014-15	Per cent Increase (+)/ Decrease (-)
	Non-Plan	State Plan	CP / GOI Share of CSS	TOTAL			
1	2	3	4	5	6	7	8
<i>Figures in italics represent charged expenditure</i>							(₹ in lakh)
<b>Expenditure Heads(Capital Account) - Contd.</b>							
<b>B. Capital Account of Social Services - Contd.</b>							
<b>(g) Capital Account of Social Welfare and Nutrition - Concl.</b>							
<b>Total - (g) Capital Account of Social Welfare and Nutrition</b>	..	<b>2,19,96.80</b>	..	<b>2,19,96.80</b>	<b>7,68,17.19</b>	<b>1,43,99.25</b>	<b>(+)52.76</b>
<b>(h) Capital Account of Other Social Services</b>							
<b>4250- Capital Outlay on Other Social Services</b>							
201- Labour							
(i) Labour Co-operatives	..	..	..	..	5.40	..	..
<b>Total - 201</b>	..	..	..	..	5.40	..	..
789- Special Component Plan for Scheduled Castes							
(i) Skill Development for Emerging Trades/New Job Opportunities	..	..	..	..	2,50.00	..	..
(ii) Infrastructure Development of Industrial Training Institutes (ITIs)	..	19,77.80	..	19,77.80	48,77.87	12,50.50	(+)58.16
(iii) Capacity expansion of Vocational Training in the State	..	..	..	..	8,14.61	..	..
(iv) Establishment of Institute for Training of Trainers (IToT) by Central Tools Training Centre (CTTC) at Bhubaneswar	..	4,00.00	..	4,00.00	9,00.00	4,00.00	..
(v) Establishment of Skill Development Centre by Central Institute of Plastic Engineering and Technology (CIPET) at Balasore	..	2,00.00	..	2,00.00	5,00.00	2,00.00	..
(vi) Skill Development Mission	..	..	..	..	2,78.62	2,78.62	..

## STATEMENT No. 16

## DETAILED STATEMENT OF CAPITAL EXPENDITURE BY MINOR HEADS AND SUB HEADS

Nature of expenditure	Expenditure during the year 2015-16				Expenditure to end of 2015-16	Expenditure during the year 2014-15	Per cent Increase (+)/ Decrease (-)
	Non-Plan	State Plan	CP / GOI Share of CSS	TOTAL			
1	2	3	4	5	6	7	8
<i>Figures in italics represent charged expenditure</i>							(₹ in lakh)
<b>Expenditure Heads(Capital Account) - Contd.</b>							
<b>B. Capital Account of Social Services - Contd.</b>							
<b>(h) Capital Account of Other Social Services - Contd.</b>							
<b>4250- Capital Outlay on Other Social Services - Concl'd.</b>							
<b>Total - 789</b>	..	25,77.80	..	25,77.80	76,21.10	21,29.12	(+)21.07
796- Tribal Area Sub-Plan							
(i) Skill Development for Emerging Trades/New Job Opportunities	..	..	..	..	4,28.00	..	..
(ii) Infrastructure Development of ITIs	..	25,27.64	..	25,27.64	69,39.11	17,91.88	(+)41.06
(iii) Capacity expansion of Vocational Training in the State	..	..	..	..	6,89.21	..	..
(iv) Skill Development Mission	..	1,38.00	..	1,38.00	5,10.40	3,72.40	(-)62.94
<b>Total - 796</b>	..	26,65.64	..	26,65.64	85,66.72	21,64.28	(+)23.17
800- Other Expenditure							
(i) Infrastructure Development of ITIs	..	64,89.94	..	64,89.94	1,26,79.01	41,96.58	(+)54.65
(ii) Capacity expansion of Vocational Training in the State	..	..	..	..	9,38.76	..	..
(iii) Skill Development Mission	..	1,55.09	..	1,55.09	11,55.79	10,00.70	(-)84.50
<b>Total - 800</b>	..	66,45.03	..	66,45.03	1,47,73.56	51,97.28	(+)27.86
<b>Total -4250</b>	..	<b>1,18,88.47</b>	..	<b>1,18,88.47</b>	<b>3,09,66.78</b>	<b>94,90.68</b>	<b>(+)25.26</b>
<b>Total - (h) Capital Account of Other Social Services</b>	..	<b>1,18,88.47</b>	..	<b>1,18,88.47</b>	<b>3,09,66.78</b>	<b>94,90.68</b>	<b>(+)25.26</b>

## STATEMENT No. 16

## DETAILED STATEMENT OF CAPITAL EXPENDITURE BY MINOR HEADS AND SUB HEADS

Nature of expenditure	Expenditure during the year 2015-16				Expenditure to end of 2015-16	Expenditure during the year 2014-15	Per cent Increase (+)/ Decrease (-)
	Non-Plan	State Plan	CP / GOI				
			Share of CSS	TOTAL			
1	2	3	4	5	6	7	8
<i>Figures in italics represent charged expenditure</i>							(₹ in lakh)
<b>Expenditure Heads(Capital Account) - Contd.</b>							
<b>B. Capital Account of Social Services - Concl'd.</b>							
<b>(h) Capital Account of Other Social Services - Concl'd.</b>							
<b>Total - B.Capital Account of Social Services</b>	<b>4,86.57</b>	<b>29,23,68.06</b>	<b>..</b>	<b>29,28,54.63</b>	<b>1,35,83,55.06</b>	<b>22,88,38.99</b>	<b>(+)27.97</b>
<b>C. Capital Account of Economic Services</b>							
<b>(a) Capital Account of Agriculture and Allied Activities</b>							
<b>4401- Capital Outlay on Crop Husbandry</b>							
101- Farming Co-operatives	..	..	..	..	2.20	..	..
<b>Total - 101</b>	..	..	..	..	2.20	..	..
103- Seeds							
(i) Odisha State Seeds Corporation Ltd.	..	..	..	..	84.69	..	..
(ii) Others	..	..	..	..	56.02	..	..
<b>Total - 103</b>	..	..	..	..	1,41.71	..	..
105- Manures and Fertilisers	..	..	..	..	38.83	..	..
<b>Total - 105</b>	..	..	..	..	38.83	..	..
113- Agricultural Engineering	..	..	..	..	0.26	..	..
<b>Total - 113</b>	..	..	..	..	0.26	..	..
190- Investments in Public Sector and Other Undertakings	..	..	..	..	4,18.42	..	..
<b>Total - 190</b>	..	..	..	..	4,18.42	..	..

## STATEMENT No. 16

## DETAILED STATEMENT OF CAPITAL EXPENDITURE BY MINOR HEADS AND SUB HEADS

Nature of expenditure	Expenditure during the year 2015-16				Expenditure to end of 2015-16	Expenditure during the year 2014-15	Per cent Increase (+)/ Decrease (-)
	Non-Plan	State Plan	CP / GOI Share of CSS	TOTAL			
1	2	3	4	5	6	7	8
<i>Figures in italics represent charged expenditure</i>							(₹ in lakh)
<b>Expenditure Heads(Capital Account) - Contd.</b>							
<b>C. Capital Account of Economic Services - Contd.</b>							
<b>(a) Capital Account of Agriculture and Allied Activities - Contd.</b>							
<b>4401- Capital Outlay on Crop Husbandry - Concltd.</b>							
195- Investments in Co-operatives							
(i) Share Capital Investment in Odisha FED	..	..	..	..	12.30	..	..
<b>Total - 195</b>	..	..	..	..	12.30	..	..
789- Special Component Plan for Scheduled Castes							
(i) Construction of Buildings	..	3,62.00	..	3,62.00	6,86.53	1,80.03	(+)101.08
(ii) Infrastructure Development of Sales Centre	..	17.00	..	17.00	59.67	17.00	..
<b>Total - 789</b>	..	3,79.00	..	3,79.00	7,46.20	1,97.03	(+)92.36
796- Tribal Area Sub-Plan							
(i) Construction of Buildings	..	4,89.90	..	4,89.90	9,24.40	2,39.00	(+)104.98
(ii) Infrastructure Development of Sales Centre	..	23.00	..	23.00	80.73	23.00	..
<b>Total - 796</b>	..	5,12.90	..	5,12.90	10,05.13	2,62.00	(+)95.76
800- Other Expenditure							
(i) Construction of Buildings	..	12,78.10	..	12,78.10	24,08.07	6,19.97	(+)106.16
(ii) Share Capital Investment in Fruits & Vegetables Marketing Company Limited	..	1,50.01	..	1,50.01	1,50.01	..	..
(iii) Share Capital Investment in Odisha Agro Industries Corporation	..	32,70.29	..	32,70.29	32,70.29	..	..
(iv) Infrastructure Development of Sales Centre	..	60.00	..	60.00	2,30.88	60.00	..
<b>Total - 800</b>	..	47,58.40	..	47,58.40	60,59.25	6,79.97	(+)599.80
<b>Total -4401</b>	..	<b>56,50.30</b>	..	<b>56,50.30</b>	<b>84,24.30</b>	<b>11,39.00</b>	<b>(+)396.08</b>



## STATEMENT No. 16

## DETAILED STATEMENT OF CAPITAL EXPENDITURE BY MINOR HEADS AND SUB HEADS

Nature of expenditure	Expenditure during the year 2015-16				Expenditure to end of 2015-16	Expenditure during the year 2014-15	Per cent Increase (+)/ Decrease (-)
	Non-Plan	State Plan	CP / GOI				
			Share of CSS	TOTAL			
1	2	3	4	5	6	7	8
<i>Figures in italics represent charged expenditure</i>							(₹ in lakh)
<b>Expenditure Heads(Capital Account) - Contd.</b>							
<b>C. Capital Account of Economic Services - Contd.</b>							
<b>(a) Capital Account of Agriculture and Allied Activities - Contd.</b>							
<b>4402- Capital Outlay on Social and Water Conservation - Concl'd.</b>							
190- Investments in PSU's and Other undertakings							
(i) Share Capital Investment in PSUs/ Corporations/ Co-operatives	..	..	..	..	3,62.68	..	..
<b>Total - 190</b>	..	..	..	..	3,62.68	..	..
796- Tribal Area Sub-Plan	..	..	..	..	42.41	..	..
<b>Total - 796</b>	..	..	..	..	42.41	..	..
800- Soil Survey and Testing							
(i) Deduct - Receipts & Recoveries under Capital Account	..	..	..	..	(-)0.41	..	..
<b>Total - 800</b>	..	..	..	..	(-)0.41	..	..
<b>Total -4402</b>	..	..	..	..	<b>4,04.69</b>	..	..
<b>4403- Capital Outlay on Animal Husbandry</b>							
101- Veterinary Services and Animal Health							
(i) Rural Infrastructure Development Fund (RIDF)	..	18,89.98	..	18,89.98	48,26.76	10,80.00	(+)75.00
(ii) Infrastructure Development for Livestock Services	..	14,43.67	..	14,43.67	32,61.94	18,18.27	(-)20.60
(iii) Assistance to "Kalyani" Project through Bharat Agro Industries Federation (BAIF) Research and Foundation	..	48.34	..	48.34	20,44.17	5,83.31	(-)91.71
<b>Total - 101</b>	..	33,81.99	..	33,81.99	1,01,32.87	34,81.58	(-)2.86
102- Cattle and Buffalo Development	..	..	..	..	29.15	..	..
<b>Total - 102</b>	..	..	..	..	29.15	..	..

## STATEMENT No. 16

## DETAILED STATEMENT OF CAPITAL EXPENDITURE BY MINOR HEADS AND SUB HEADS

Nature of expenditure	Expenditure during the year 2015-16				Expenditure to end of 2015-16	Expenditure during the year 2014-15	Per cent Increase (+)/ Decrease (-)
	Non-Plan	State Plan	CP / GOI				
			Share of CSS	TOTAL			
1	2	3	4	5	6	7	8
<i>Figures in italics represent charged expenditure</i>							(₹ in lakh)
<b>Expenditure Heads(Capital Account) - Contd.</b>							
<b>C. Capital Account of Economic Services - Contd.</b>							
<b>(a) Capital Account of Agriculture and Allied Activities - Contd.</b>							
<b>4403- Capital Outlay on Animal Husbandry - Contd.</b>							
103- Poultry Development	..	..	..	..	7.08	..	..
<b>Total - 103</b>	..	..	..	..	7.08	..	..
104- Sheep and Wool Development	..	..	..	..	0.86	..	..
<b>Total - 104</b>	..	..	..	..	0.86	..	..
109- Extension and Training	..	..	..	..	8.80	..	..
<b>Total - 109</b>	..	..	..	..	8.80	..	..
789- Special Component Plan for Scheduled Castes							
(i) Rural Infrastructure Development Fund (RIDF)	..	5,35.49	..	5,35.49	14,50.04	3,06.00	(+)75.00
(ii) Infrastructure Development for Livestock Services	..	3,72.56	..	3,72.56	8,85.50	5,12.94	(-)27.37
(iii) Assistance to "Kalyani" Project through BAIF Research and Foundation	..	13.69	..	13.69	6,68.92	1,65.27	(-)91.72
<b>Total - 789</b>	..	9,21.74	..	9,21.74	30,04.46	9,84.21	(-)6.35
796- Tribal Area Sub-Plan							
(i) Rural Infrastructure Development Fund (RIDF)	..	7,24.49	..	7,24.49	19,49.58	4,14.00	(+)75.00

## STATEMENT No. 16

## DETAILED STATEMENT OF CAPITAL EXPENDITURE BY MINOR HEADS AND SUB HEADS

Nature of expenditure	Expenditure during the year 2015-16				Expenditure to end of 2015-16	Expenditure during the year 2014-15	Per cent Increase (+)/ Decrease (-)
	Non-Plan	State Plan	CP / GOI				
			Share of CSS	TOTAL			
1	2	3	4	5	6	7	8
<i>Figures in italics represent charged expenditure</i>							(₹ in lakh)
<b>Expenditure Heads(Capital Account) - Contd.</b>							
<b>C. Capital Account of Economic Services - Contd.</b>							
<b>(a) Capital Account of Agriculture and Allied</b>							
<b>4403- Capital Outlay on Animal Husbandry - Concl'd.</b>							
(ii) Infrastructure Development for Livestock Services	..	5,12.27	..	5,12.27	12,04.98	6,92.71	(-)26.05
(iii) Assistance to "Kalyani" Project through BAIF Research and Foundation	..	18.53	..	18.53	8,38.45	2,23.60	(-)91.71
<b>Total - 796</b>	..	12,55.29	..	12,55.29	39,93.01	13,30.31	(-)5.64
800- Other Expenditure	..	..	..	..	70.53	..	..
(ii) <i>Nabakalebar</i>	..	17.10	..	17.10	17.10	..	..
<b>Total - 800</b>	..	17.10	..	17.10	87.63	..	..
<b>Total -4403</b>	..	<b>55,76.12</b>	..	<b>55,76.12</b>	<b>1,72,63.86</b>	<b>57,96.10</b>	<b>(-)3.80</b>
<b>4404- Capital Outlay on Dairy Development</b>							
109- Extension and Training	..	..	..	..	0.65	..	..
<b>Total - 109</b>	..	..	..	..	0.65	..	..
191- Investment in Co-operatives	..	..	..	..	80.00	..	..
<b>Total - 191</b>	..	..	..	..	80.00	..	..

## STATEMENT No. 16

## DETAILED STATEMENT OF CAPITAL EXPENDITURE BY MINOR HEADS AND SUB HEADS

Nature of expenditure	Expenditure during the year 2015-16				Expenditure to end of 2015-16	Expenditure during the year 2014-15	Per cent Increase (+)/ Decrease (-)
	Non-Plan	State Plan	CP / GOI Share of CSS	TOTAL			
1	2	3	4	5	6	7	8
<i>Figures in italics represent charged expenditure</i>							(₹ in lakh)
<b>Expenditure Heads(Capital Account) - Contd.</b>							
<b>C. Capital Account of Economic Services - Contd.</b>							
<b>(a) Capital Account of Agriculture and Allied</b>							
<b>4404- Capital Outlay on Dairy Development - Concltd.</b>							
796- Tribal Area Sub-Plan	..	..	..	..	12.59	..	..
<b>Total - 796</b>	..	..	..	..	12.59	..	..
800- Other Expenditure	..	..	..	..	13.32	..	..
<b>Total - 800</b>	..	..	..	..	13.32	..	..
<b>Total -4404</b>	..	..	..	..	<b>1,06.56</b>	..	..
<b>4405- Capital Outlay on Fisheries</b>							
101- Inland Fisheries							
(i) Site Development under World Bank Assisted Reservoir Fisheries Project	..	..	..	..	11,65.52	..	..
<b>Total - 101</b>	..	..	..	..	11,65.52	..	..
102- Estuarine/Brackish Water Fisheries							
(i) Site Development under World Bank Assisted Shrimp Culture Project	..	..	..	..	30,78.58	..	..
<b>Total - 102</b>	..	..	..	..	30,78.58	..	..
103- Marine Fisheries							
(i) Development of Road Infrastructure for Fisheries	..	..	..	..	32,24.67	..	..

## STATEMENT No. 16

## DETAILED STATEMENT OF CAPITAL EXPENDITURE BY MINOR HEADS AND SUB HEADS

Nature of expenditure	Expenditure during the year 2015-16				Expenditure to end of 2015-16	Expenditure during the year 2014-15	Per cent Increase (+)/ Decrease (-)
	Non-Plan	State Plan	CP / GOI				
			Share of CSS	TOTAL			
1	2	3	4	5	6	7	8
<i>Figures in italics represent charged expenditure</i>							(₹ in lakh)
<b>Expenditure Heads(Capital Account) - Contd.</b>							
<b>C. Capital Account of Economic Services - Contd.</b>							
<b>(a) Capital Account of Agriculture and Allied</b>							
<b>4405- Capital Outlay on Fisheries - Contd.</b>							
(ii) Establishment of Fishing Harbour and Fish Landing	..	..	..	..	4,62.13	..	..
(iii) Rural Infrastructure Development Fund (RIDF)	..	6,00.00	..	6,00.00	21,81.19	5,49.82	(+)9.13
(iv) Upgradation and Modernisation of Fishing Harbour (FH)/Fish Landing Centres (FLCs)	..	..	..	..	8,91.96	2,66.67	..
(v) Construction of Fishing Harbour	..	..	..	..	1,10.00	..	..
(vi) Small Landing and Berthing Facilities	..	..	..	..	49.77	..	..
<b>Total - 103</b>	..	6,00.00	..	6,00.00	69,19.72	8,16.49	(-)26.51
104- Fishing Harbour and Landing Facilities	..	..	..	..	3,61.11	..	..
<b>Total - 104</b>	..	..	..	..	3,61.11	..	..
105- Processing, Preservation and Marketing	..	..	..	..	26.16	..	..
<b>Total - 105</b>	..	..	..	..	26.16	..	..
109- Extension and Training	..	..	..	..	2.20	..	..
<b>Total - 109</b>	..	..	..	..	2.20	..	..
190- Investments in Public Sector and Other Undertakings							
(i) Other Schemes	..	..	..	..	36.00	..	..
(ii) Share Capital Investment in PSUs/Corporations/Co-operatives	..	..	..	..	1,61.00	..	..
(iii) Share Capital Investment in Odisha Fish Seed Development Corporation	..	..	..	..	1,69.52	..	..
<b>Total - 190</b>	..	..	..	..	3,66.52	..	..

## STATEMENT No. 16

## DETAILED STATEMENT OF CAPITAL EXPENDITURE BY MINOR HEADS AND SUB HEADS

Nature of expenditure	Expenditure during the year 2015-16				Expenditure to end of 2015-16	Expenditure during the year 2014-15	Per cent Increase (+)/ Decrease (-)
	Non-Plan	State Plan	CP / GOI				
			Share of CSS	TOTAL			
1	2	3	4	5	6	7	8
<i>Figures in italics represent charged expenditure</i>							(₹ in lakh)
<b>Expenditure Heads(Capital Account) - Contd.</b>							
<b>C. Capital Account of Economic Services - Contd.</b>							
<b>(a) Capital Account of Agriculture and Allied</b>							
<b>4405- Capital Outlay on Fisheries - Contd.</b>							
191- Fishermen's Co-operatives							
(i) Investment of Share Capital in Fishery Co-operatives	..	..	..	..	50.63	..	..
<b>Total - 191</b>	..	..	..	..	50.63	..	..
195- Investments in Co-operatives							
<b>Total - 195</b>	..	..	..	..	25.91	..	..
789- Special Component Plan for Scheduled Castes							
(i) Establishment of Fishing Harbour and Fish Landing Centre	..	..	..	..	26.83	..	..
(ii) Rural Infrastructure Development Fund (RIDF)	..	2,30.00	..	2,30.00	5,30.00	3,00.00	(-)23.33
(iii) Upgradation and Modernisation of FH/FLCs	..	..	..	..	2,56.68	..	..
<b>Total - 789</b>	..	2,30.00	..	2,30.00	8,13.51	3,00.00	(-)23.33
796- Tribal Area Sub-Plan							
(i) Rural Infrastructure Development Fund (RIDF)	..	1,70.00	..	1,70.00	5,50.62	94.42	(+)80.05
<b>Total - 796</b>	..	1,70.00	..	1,70.00	5,50.62	94.42	(+)80.05
800- Other Expenditure							
<b>Total - 800</b>	..	..	..	..	1,37.06	..	..
<b>Total - 4405</b>	..	<b>10,00.00</b>	..	<b>10,00.00</b>	<b>1,34,97.54</b>	<b>12,10.91</b>	<b>(-)17.42</b>

## STATEMENT No. 16

## DETAILED STATEMENT OF CAPITAL EXPENDITURE BY MINOR HEADS AND SUB HEADS

Nature of expenditure	Expenditure during the year 2015-16				Expenditure to end of 2015-16	Expenditure during the year 2014-15	Per cent Increase (+)/ Decrease (-)
	Non-Plan	State Plan	CP / GOI Share of CSS	TOTAL			
1	2	3	4	5	6	7	8
<i>Figures in italics represent charged expenditure</i>							(₹ in lakh)
<b>Expenditure Heads(Capital Account) - Contd.</b>							
<b>C. Capital Account of Economic Services - Contd.</b>							
<b>(a) Capital Account of Agriculture and Allied Activities - Contd.</b>							
<b>4406- Capital Outlay on Forestry and Wild Life</b>							
<i>01 Forestry</i>							
070- Communication and Buildings							
(i) Construction of Buildings	..	..	..	..	1,52.97	..	..
(ii) Construction and Renovation of Forest Buildings	..	1,84.64	..	1,84.64	64,96.06	1,49.00	(+)23.92
<b>Total - 070</b>	..	1,84.64	..	1,84.64	66,49.02	1,49.00	(+)23.92
102- Social and Farm Forestry							
(i) Economic Plantation/Rehabilitation of Degraded Forest	..	..	..	..	74,53.69	..	..
(ii) KBK Districts Plantation	..	..	..	..	11.62	..	..
(iii) Odisha Forest Sector Development Project (EAP, JBIC(Japan) Assisted)	..	..	..	..	24,68.40	..	..
(iv) Special Development of KBK	..	..	..	..	12,68.17	..	..
(v) Activities on Medicinal Plant	..	..	..	..	3,10.00	..	..
(vi) Special Plan for KBK Districts	..	..	..	..	15,48.50	..	..
(vii) Development of Eco-Tourism	..	10.00	..	10.00	3,29.04	60.17	(-)83.38
(viii) Avenue Plantation	..	..	..	..	81.24	..	..
(ix) Maintenance of Permanent Nursery	..	..	..	..	1,10.73	..	..
(x) Fuel Wood and Fodder Projects	..	..	..	..	7.06	..	..
(xi) River Valley Projects	..	..	..	..	14.74	..	..
(xii) KBK District Plantation	..	..	..	..	39.54	..	..
(xiii) Special Development of KBK	..	..	..	..	36,70.20	..	..

## STATEMENT No. 16

## DETAILED STATEMENT OF CAPITAL EXPENDITURE BY MINOR HEADS AND SUB HEADS

Nature of expenditure	Expenditure during the year 2015-16				Expenditure to end of 2015-16	Expenditure during the year 2014-15	Per cent Increase (+)/ Decrease (-)
	Non-Plan	State Plan	CP / GOI				
			Share of CSS	TOTAL			
1	2	3	4	5	6	7	8
<i>Figures in italics represent charged expenditure</i>							(₹ in lakh)
<b>Expenditure Heads(Capital Account) - Contd.</b>							
<b>C. Capital Account of Economic Services - Contd.</b>							
<b>(a) Capital Account of Agriculture and Allied</b>							
<b>4406- Capital Outlay on Forestry and Wild Life - Contd.</b>							
<b>01 Forestry - Contd.</b>							
<b>Total - 102</b>	..	10.00	..	10.00	1,73,12.92	60.17	(-)83.38
190- Investments in Public Sector and Other Undertakings							
(i) Share Capital Investment in Odisha Forest Development Corporation (OFDC)	..	..	..	..	3,72.00	..	..
(iv) Investment in OFDC	..	..	..	..	1,28.00	..	..
<b>Total - 190</b>	..	..	..	..	5,00.00 (A)	..	..
201- Govt Trading in Kendu Leaves							
(i) Management	..	..	..	..	5,19,69.13	..	..
(ii) Suspense	..	..	..	..	9,17.17	..	..
<b>Total - 201</b>	..	..	..	..	5,28,86.30	..	..
(A) As per Forest & Environment Department letter No. 5F-28/2015/17527/F&E dt. 03.10.2015, an amount of ₹3,57.50 lakh (out of ₹4,12.50 lakh) has been corrected by way of "Dropping down" in respect of Similipal Forest Development Corporation (SFDC) and Odisha Plantation Development Corporation (OPDC) from Odisha Forest Development Corporation (OFDC).							



## STATEMENT No. 16

## DETAILED STATEMENT OF CAPITAL EXPENDITURE BY MINOR HEADS AND SUB HEADS

Nature of expenditure	Expenditure during the year 2015-16				Expenditure to end of 2015-16	Expenditure during the year 2014-15	Per cent Increase (+)/ Decrease (-)
	Non-Plan	State Plan	CP / GOI				
			Share of CSS	TOTAL			
1	2	3	4	5	6	7	8
<i>Figures in italics represent charged expenditure</i>							(₹ in lakh)
<b>Expenditure Heads(Capital Account) - Contd.</b>							
<b>C. Capital Account of Economic Services - Contd.</b>							
<b>(a) Capital Account of Agriculture and Allied Activities - Contd.</b>							
<b>4406- Capital Outlay on Forestry and Wild Life - Contd.</b>							
<b>01 Forestry - Contd.</b>							
789- Special Component Plan for Scheduled Castes							
(i) Construction of Buildings	..	..	..	..	61.56	..	..
(ii) Economic Plantation/Rehabilitation of Degraded Forest	..	..	..	..	14,59.61	..	..
(iii) KBK Districts Plantation	..	..	..	..	12.00	..	..
(iv) Odisha Forest Sector Development Project (EAP, JBIC(Japan) Assisted)	..	..	..	..	16,53.84	..	..
(v) Special Development of KBK	..	..	..	..	7,44.38	..	..
(vi) Special Plan for KBK Districts	..	..	..	..	5,85.87	..	..
(vii) Development of Eco-Tourism	..	60.06	..	60.06	1,57.99	17.25	(+)248.17
(viii) Construction and Renovation of Forest Buildings	..	45.96	..	45.96	2,47.11	43.00	(+)6.88
(ix) Avenue Plantation	..	..	..	..	41.13	..	..
(x) Maintenance of Permanent Nursery	..	..	..	..	56.56	..	..
<b>Total - 789</b>	..	1,06.02	..	1,06.02	50,20.06	60.25	(+)75.97
796- Tribal Area Sub-Plan							
(i) Construction of Buildings	..	..	..	..	1,04.61	..	..

## STATEMENT No. 16

## DETAILED STATEMENT OF CAPITAL EXPENDITURE BY MINOR HEADS AND SUB HEADS

Nature of expenditure	Expenditure during the year 2015-16				Expenditure to end of 2015-16	Expenditure during the year 2014-15	Per cent Increase (+)/ Decrease (-)
	Non-Plan	State Plan	CP / GOI Share of CSS	TOTAL			
1	2	3	4	5	6	7	8
<i>Figures in italics represent charged expenditure</i>							(₹ in lakh)
<b>Expenditure Heads(Capital Account) - Contd.</b>							
<b>C. Capital Account of Economic Services - Contd.</b>							
<b>(a) Capital Account of Agriculture and Allied Activities - Contd.</b>							
<b>4406- Capital Outlay on Forestry and Wild Life - Contd.</b>							
<b>01 Forestry - Contd.</b>							
(ii) Economic Plantation/Rehabilitation of Degraded Forest	..	..	..	..	37,93.21	..	..
(iii) Joint Forest Management and Micro-Planning	..	..	..	..	6.34	..	..
(iv) KBK Districts Plantation	..	..	..	..	36.00	..	..
(v) Odisha Forest Sector Development Project (EAP, JBIC(Japan) Assisted)	..	..	..	..	20,13.36	..	..
(vi) Special Development of KBK	..	..	..	..	26,53.76	..	..
(vii) Special Plan for KBK Districts	..	..	..	..	12,10.12	..	..
(viii) Development of Eco-Tourism	..	30.00	..	30.00	1,85.86	22.58	(+)32.86
(ix) Construction and Renovation of Forest Buildings	..	61.99	..	61.99	3,74.94	58.00	(+)6.88
(x) Avenue Plantation	..	..	..	..	81.15	..	..
(xi) Maintenance of Permanent Nursery	..	..	..	..	1,09.91	..	..
<b>Total - 796</b>	..	91.99	..	91.99	1,05,69.26	80.58	(+)14.16
<b>800- Other Expenditure</b>							
(i) Compensatory Afforestation in the Project Area	..	..	..	..	31,68.86 (A)	..	..
<b>Total - 800</b>	..	..	..	..	31,68.86	..	..

(A) As per Forest & Environment Department letter No. 5F-28/2015/17527/F&E dt. 03.10.2015, an amount of ₹55.00 lakh (out of ₹4,12.50 lakh) has been corrected by way of "Dropping down" in respect of Similipal Forest Development Corporation (SFDC) and Odisha Plantation Development Corporation (OPDC) from Odisha Forest Development Corporation (OFDC).

## STATEMENT No. 16

## DETAILED STATEMENT OF CAPITAL EXPENDITURE BY MINOR HEADS AND SUB HEADS

Nature of expenditure	Expenditure during the year 2015-16				Expenditure to end of 2015-16	Expenditure during the year 2014-15	Per cent Increase (+)/ Decrease (-)
	Non-Plan	State Plan	CP / GOI				
			Share of CSS	TOTAL			
1	2	3	4	5	6	7	8
<i>Figures in italics represent charged expenditure</i>							(₹ in lakh)
<b>Expenditure Heads(Capital Account) - Contd.</b>							
<b>C. Capital Account of Economic Services - Contd.</b>							
<b>(a) Capital Account of Agriculture and Allied</b>							
<b>4406- Capital Outlay on Forestry and Wild Life - Concl.</b>							
<b>01 Forestry - Concl.</b>							
901- Deduct- Receipts and Recoveries on Capital Account							
(i) Deduct-Recoveries	..	..	..	..	(-),43,48.41	(-)0.62	..
<b>Total - 901</b>	..	..	..	..	(-),43,48.41	(-)0.62	..
<b>Total - 01</b>	..	<b>3,92.65</b>	..	<b>3,92.65</b>	<b>8,17,58.01</b>	<b>3,49.38</b>	<b>(+)12.38</b>
<b>02 Environmental Forestry and Wild Life</b>							
112- Public Gardens	..	..	..	..	14.26	..	..
<b>Total - 112</b>	..	..	..	..	14.26	..	..
800- Other Expenditure							
(i) Construction of Buildings	..	..	..	..	3,11.96	..	..
<b>Total - 800</b>	..	..	..	..	3,11.96	..	..
<b>Total - 02</b>	..	..	..	..	<b>3,26.22</b>	..	..
<b>Total -4406</b>	..	<b>3,92.65</b>	..	<b>3,92.65</b>	<b>8,20,84.23 (A)</b>	<b>3,49.38</b>	<b>(+)12.38</b>

(A) As per Forest & Environment Department letter No. 5F-28/2015/17527/F&E dt. 03.10.2015, an amount of ₹4,12.50 lakh has been corrected by way of "Dropping down" in respect of Similipal Forest Development Corporation (SFDC) and Odisha Plantation Development Corporation (OPDC) from Odisha Forest Development Corporation (OFDC).

## STATEMENT No. 16

## DETAILED STATEMENT OF CAPITAL EXPENDITURE BY MINOR HEADS AND SUB HEADS

Nature of expenditure	Expenditure during the year 2015-16				Expenditure to end of 2015-16	Expenditure during the year 2014-15	Per cent Increase (+)/ Decrease (-)
	Non-Plan	State Plan	CP / GOI				
			Share of CSS	TOTAL			
1	2	3	4	5	6	7	8
<i>Figures in italics represent charged expenditure</i>							(₹ in lakh)
<b>Expenditure Heads(Capital Account) - Contd.</b>							
<b>C. Capital Account of Economic Services - Contd.</b>							
<b>(a) Capital Account of Agriculture and Allied</b>							
<b>4408- Capital Outlay on Food Storage and Warehousing.</b>							
<i>01 Food</i>							
101- Procurement and Supply							
(i) Grain Purchase Scheme	..	..	..	..	1,84,65.35	..	..
(ii) Deduct-Receipt and Recoveries on Capital Account	..	..	..	..	(-)0.08	..	..
(iii) Suspense (PD)Credit	..	..	..	..	(-)0.19	..	..
<b>Total - 101</b>	..	..	..	..	1,84,65.08	..	..
190- Investments in Public Sector and Other Undertakings							
(i) Corpus Fund for Open Market	..	..	..	..	7,45.00	..	..
(ii) Odisha State Civil Supplies Corporation	..	..	..	..	9,54.32	..	..
<b>Total - 190</b>	..	..	..	..	16,99.32	..	..
800- Other Expenditure							
(i) Maintenance and Repairs (Shared between Central and State Government)	..	..	..	..	4.27	..	..
<b>Total - 800</b>	..	..	..	..	4.27	..	..

## STATEMENT No. 16

## DETAILED STATEMENT OF CAPITAL EXPENDITURE BY MINOR HEADS AND SUB HEADS

Nature of expenditure	Expenditure during the year 2015-16				Expenditure to end of 2015-16	Expenditure during the year 2014-15	Per cent Increase (+)/ Decrease (-)
	Non-Plan	State Plan	CP / GOI Share of CSS	TOTAL			
1	2	3	4	5	6	7	8
<i>Figures in italics represent charged expenditure</i>							(₹ in lakh)
<b>Expenditure Heads(Capital Account) - Contd.</b>							
<b>C. Capital Account of Economic Services - Contd.</b>							
<b>(a) Capital Account of Agriculture and Allied Activities - Contd.</b>							
<b>4408- Capital Outlay on Food Storage and Warehousing - Contd.</b>							
<b>01 Food - Concl.</b>							
901- Deduct- Receipts and Recoveries on Capital Account							
(i) Deduct-Recoveries	(-1,70.00	..	..	(-1,70.00	(-1,98,04.21	(-1,22.62	(+)38.64
<b>Total - 901</b>	<b>(-1,70.00</b>	<b>..</b>	<b>..</b>	<b>(-1,70.00</b>	<b>(-1,98,04.21</b>	<b>(-1,22.62</b>	<b>(+)38.64</b>
<b>Total - 01</b>	<b>(-1,70.00</b>	<b>..</b>	<b>..</b>	<b>(-1,70.00</b>	<b>3,64.46</b>	<b>(-1,22.62</b>	<b>(+)38.64</b>
<b>02 Storage and Warehousing</b>							
101- Rural Godowns Programme							
(i) Central Share to National Co-operative Development Corporation (NCDC)-IV and Other Projects	..	..	..	..	1,50.00	..	..
(ii) State Government Share to NCDC and Other Projects	..	..	..	..	5,55.39	..	..
<b>Total - 101</b>	<b>..</b>	<b>..</b>	<b>..</b>	<b>..</b>	<b>7,05.39</b>	<b>..</b>	<b>..</b>
190- Investments in Public Sector and Other Undertakings							
(i) Other Schemes	..	..	..	..	74.56	..	..
(ii) Share Capital Contribution to Tribal Development Co-operative Societies	..	..	..	..	43.70	..	..
(iii) Share Capital Contribution to Co-operatives for Construction and Rehabilitation of Godowns	..	..	..	..	6,87.49	..	..
(iv) Share Capital Contribution to Cold Storage Plants	..	..	..	..	1,81.75	..	..

## STATEMENT No. 16

## DETAILED STATEMENT OF CAPITAL EXPENDITURE BY MINOR HEADS AND SUB HEADS

Nature of expenditure	Expenditure during the year 2015-16				Expenditure to end of 2015-16	Expenditure during the year 2014-15	Per cent Increase (+)/ Decrease (-)
	Non-Plan	State Plan	CP / GOI				
			Share of CSS	TOTAL			
1	2	3	4	5	6	7	8
<i>Figures in italics represent charged expenditure</i>							(₹ in lakh)
<b>Expenditure Heads(Capital Account) - Contd.</b>							
<b>C. Capital Account of Economic Services - Contd.</b>							
<b>(a) Capital Account of Agriculture and Allied Activities - Contd.</b>							
<b>4408- Capital Outlay on Food Storage and Warehousing - Contd.</b>							
<b>02 Storage and Warehousing - Contd.</b>							
(v) Share Capital Contribution to Commodity Marketing Societies	..	..	..	..	2.30	..	..
(vi) Share Capital Contribution for Jute Bailing Plants at Danpur	..	..	..	..	59.26	..	..
(vii) Share Capital Contribution to Odisha State Co-operative Marketing Federation Ltd.	..	..	..	..	3,26.84	..	..
(viii) Share Capital Contribution to Bargarh Co-operative Sugar Mill	..	..	..	..	30.00	..	..
(ix) Share Capital Contribution to State Warehousing Corporation	..	..	..	..	48.52	..	..
(x) Share Capital Contribution for Purchase of Transport Vehicles	..	..	..	..	28.62	..	..
(xi) Share Capital Contribution to LAMPS to raise Working Capital	..	..	..	..	3.00	..	..
(xii) Share Capital Contribution to State Co-operative Oil Seeds Growers' Federation	..	..	..	..	24.00	..	..
(xiii) Share Capital Contribution to Regional Marketing Co-operative Societies	..	..	..	..	1,60.75	..	..
(xiv) Share Capital Contribution to 70 TPD Groundnut Crushing-cum-20 TPD Oil Refining Unit at Bargarh	..	..	..	..	66.20	..	..
<b>Total - 190</b>	..	..	..	..	17,36.99	..	..

## STATEMENT No. 16

## DETAILED STATEMENT OF CAPITAL EXPENDITURE BY MINOR HEADS AND SUB HEADS

Nature of expenditure	Expenditure during the year 2015-16				Expenditure to end of 2015-16	Expenditure during the year 2014-15	Per cent Increase (+)/ Decrease (-)
	Non-Plan	State Plan	CP / GOI				
			Share of CSS	TOTAL			
1	2	3	4	5	6	7	8
<i>Figures in italics represent charged expenditure</i>							(₹ in lakh)
<b>Expenditure Heads(Capital Account) - Contd.</b>							
<b>C. Capital Account of Economic Services - Contd.</b>							
<b>(a) Capital Account of Agriculture and Allied Activities - Contd.</b>							
<b>4408- Capital Outlay on Food Storage and Warehousing - Concltd.</b>							
<b><i>02 Storage and Warehousing - Concltd.</i></b>							
195- Investments in Co-operatives	..	..	..	..	36.37	..	..
<b>Total - 195</b>	..	..	..	..	36.37	..	..
796- Tribal Area Sub-Plan							
(i) State Government Share to NCDC and Other Project	..	..	..	..	6,18.08	..	..
<b>Total - 796</b>	..	..	..	..	6,18.08	..	..
800- Other Expenditure	..	..	..	..	69.98	..	..
<b>Total - 800</b>	..	..	..	..	69.98	..	..
901- Deduct- Receipts and Recoveries on Capital Account							
(i) Deduct-Recoveries	..	..	..	..	(-),10.63	..	..
<b>Total - 901</b>	..	..	..	..	(-),10.63	..	..
<b>Total - 02</b>	..	..	..	..	<b>30,56.18</b>	..	..
<b>Total -4408</b>	<b>(-),1,70.00</b>	..	..	<b>(-),1,70.00</b>	<b>34,20.64</b>	<b>(-),1,22.62</b>	<b>(+),38.64</b>

## STATEMENT No. 16

## DETAILED STATEMENT OF CAPITAL EXPENDITURE BY MINOR HEADS AND SUB HEADS

Nature of expenditure	Expenditure during the year 2015-16				Expenditure to end of 2015-16	Expenditure during the year 2014-15	Per cent Increase (+)/ Decrease (-)
	Non-Plan	State Plan	CP / GOI				
			Share of CSS	TOTAL			
1	2	3	4	5	6	7	8
<i>Figures in italics represent charged expenditure</i>							(₹ in lakh)
<b>Expenditure Heads(Capital Account) - Contd.</b>							
<b>C. Capital Account of Economic Services - Contd.</b>							
<b>(a) Capital Account of Agriculture and Allied Activities - Contd.</b>							
<b>4415- Capital Outlay on Agricultural Research and Education</b>							
<i>01 Crop Husbandry</i>							
004- Research	..	..	..	..	1,96.52	..	..
<b>Total - 004</b>	..	..	..	..	1,96.52	..	..
277- Education	..	..	..	..	..	..	..
<b>Total - 277</b>	..	..	..	..	..	..	..
796- Tribal Area Sub-Plan	..	..	..	..	14.49	..	..
<b>Total - 796</b>	..	..	..	..	14.49	..	..
800- Other Expenditure	..	..	..	..	..	..	..
<b>Total - 800</b>	..	..	..	..	..	..	..
<b>Total - 01</b>	..	..	..	..	<b>9,59.72</b>	..	..
<b>Total -4415</b>	..	..	..	..	<b>9,59.72</b>	..	..
<b>4416- Investment in Agricultural Financial Institutions</b>							
190- Investments in Public Sector and Other Undertakings							
(i) Other Schemes	..	..	..	..	1.00	..	..
(ii) Share Capital to Agriculture Promotion and Investment Corporation Ltd	..	..	..	..	1,20.00	..	..
(iii) Investment in Odisha Agro Industries Corporation	..	..	..	..	2,25.33	..	..



## STATEMENT No. 16

## DETAILED STATEMENT OF CAPITAL EXPENDITURE BY MINOR HEADS AND SUB HEADS

Nature of expenditure	Expenditure during the year 2015-16				Expenditure to end of 2015-16	Expenditure during the year 2014-15	Per cent Increase (+)/ Decrease (-)
	Non-Plan	State Plan	CP / GOI				
			Share of CSS	TOTAL			
1	2	3	4	5	6	7	8
<i>Figures in italics represent charged expenditure</i>							(₹ in lakh)
<b>Expenditure Heads(Capital Account) - Contd.</b>							
<b>C. Capital Account of Economic Services - Contd.</b>							
<b>(a) Capital Account of Agriculture and Allied Activities - Contd.</b>							
<b>4416- Investment in Agricultural Financial Institutions - Concl'd.</b>							
(iv) Investment in Odisha State Seeds Corporation	..	..	..	..	1,64.00	..	..
(v) Share Capital Contribution to Odisha State Cashew Development Corporation	..	..	..	..	33.80	..	..
(vi) Shares of Odisha State Co-operative Oil Seeds Growers' Federation	..	..	..	..	10.00	..	..
<b>Total - 190</b>	..	..	..	..	5,54.13	..	..
<b>Total -4416</b>	..	..	..	..	<b>5,54.13</b>	..	..
<b>4425- Capital Outlay on Co-operation</b>							
001- Direction and Administration							
(i) Construction of Buildings	..	3,63.15	..	3,63.15	6,04.95	35.87	(+)912.41
(ii) Construction/Repair of Office Buildings	..	..	..	..	82.14	..	..
<b>Total - 001</b>	..	3,63.15	..	3,63.15	6,87.09	35.87	(+)912.41
107- Investments in Credit Co-operatives							
(i) Other Schemes	..	..	..	..	3,62.65	..	..
(ii) Share Capital Investment in Credit Co-operatives Institutions	..	4,50.00	..	4,50.00	60,70.11	23,05.00	(-)80.48
(iii) Construction of Godowns	..	54,00.00	..	54,00.00	1,05,74.00	..	..
(iv) Share Capital Contribution to Co-operative Institutions	..	..	..	..	90,65.52	..	..

## STATEMENT No. 16

## DETAILED STATEMENT OF CAPITAL EXPENDITURE BY MINOR HEADS AND SUB HEADS

Nature of expenditure	Expenditure during the year 2015-16				Expenditure to end of 2015-16	Expenditure during the year 2014-15	Per cent Increase (+)/ Decrease (-)
	Non-Plan	State Plan	CP / GOI				
			Share of CSS	TOTAL			
1	2	3	4	5	6	7	8
<i>Figures in italics represent charged expenditure</i>							(₹ in lakh)
<b>Expenditure Heads(Capital Account) - Contd.</b>							
<b>C. Capital Account of Economic Services - Contd.</b>							
<b>(a) Capital Account of Agriculture and Allied Activities - Contd.</b>							
<b>4425- Capital Outlay on Co-operation - Contd.</b>							
(v) Share Capital Contribution to Odisha State Co-operative Land Development Bank for Strengthening its Share Capital Base	..	..	..	..	52.00	..	..
(vi) Share Capital Contribution to Weak Urban Banks for Rehabilitation	..	..	..	..	23.50	..	..
(vii) Share Capital Contribution to CARD Banks	..	..	..	..	57.84	..	..
(viii) Share Capital Contribution to Odisha Urban Co-operative Banks/Federation	..	..	..	..	2.00	..	..
(ix) Odisha State Co-operative Land Development Bank	..	..	..	..	2,03.60	..	..
(x) Share Capital Contribution for Reorganisation of Central Co-operative Bank	..	..	..	..	2,72.99	..	..
(xi) Share Capital Contribution to Agricultural Credit Co-operative Societies	..	..	..	..	2,18.09	..	..
(xii) Share Capital Contribution to Primary Land Development Banks	..	..	..	..	81.43	..	..
(xiii) Share Capital Contribution to Co-operative Credit Institutions	..	..	..	..	18,67.60	..	..
(xiv) Share Capital Contribution for Organisation of Farmers Services Co-operative Societies	..	..	..	..	0.07	..	..
<b>Total - 107</b>	..	58,50.00	..	58,50.00	2,88,51.40	23,05.00	(+)153.80

## STATEMENT No. 16

## DETAILED STATEMENT OF CAPITAL EXPENDITURE BY MINOR HEADS AND SUB HEADS

Nature of expenditure	Expenditure during the year 2015-16				Expenditure to end of 2015-16	Expenditure during the year 2014-15	Per cent Increase (+)/ Decrease (-)
	Non-Plan	State Plan	CP / GOI				
			Share of CSS	TOTAL			
1	2	3	4	5	6	7	8
<i>Figures in italics represent charged expenditure</i>							(₹ in lakh)
<b>Expenditure Heads(Capital Account) - Contd.</b>							
<b>C. Capital Account of Economic Services - Contd.</b>							
<b>(a) Capital Account of Agriculture and Allied Activities - Contd.</b>							
<b>4425- Capital Outlay on Co-operation - Contd.</b>							
108- Investments in Other Co-operatives							
(i) Other Schemes	..	..	..	..	6,07.68	..	..
(ii) Share Capital Investment in MARKFED	..	1,25,04.50	..	1,25,04.50	1,32,38.35	1,43.00	(+)8644.41
(iii) Share Capital Contribution to Cold Storage Plants	..	..	..	..	62.02	..	..
(iv) Share Capital Contribution to Commodity Marketing Societies	..	..	..	..	24.70	..	..
(v) Share Capital Contribution to Jute Marketing Co-operative Society (JMCS) Danpur	..	..	..	..	46.50	..	..
(vi) Share Capital Contribution to Labour Co-operatives	..	..	..	..	4.96	..	..
(vii) Share Capital Contribution to Odisha State Co-operative Marketing Federation	..	..	..	..	1,29.00	..	..
(viii) Share Capital Contribution to Odisha State Consumer Co-operative Federation Ltd	..	..	..	..	1,26.15	..	..
(ix) Share Capital Contribution to University, College & School Stores	..	..	..	..	11.55	..	..
(x) Share Capital Contribution to Writer's Co-operatives	..	..	..	..	5.30	..	..
(xi) Share Capital Contribution for Organisation of Cotton/Oil Seed Grower's Co-operatives	..	..	..	..	4.65	..	..
(xii) Share Capital Contribution to Bhubaneswar Co-operative Super Bazar Ltd.	..	..	..	..	47.47	..	..

## STATEMENT No. 16

## DETAILED STATEMENT OF CAPITAL EXPENDITURE BY MINOR HEADS AND SUB HEADS

Nature of expenditure	Expenditure during the year 2015-16				Expenditure to end of 2015-16	Expenditure during the year 2014-15	Per cent Increase (+)/ Decrease (-)
	Non-Plan	State Plan	CP / GOI				
			Share of CSS	TOTAL			
1	2	3	4	5	6	7	8
<i>Figures in italics represent charged expenditure</i>							(₹ in lakh)
<b>Expenditure Heads(Capital Account) - Contd.</b>							
<b>C. Capital Account of Economic Services - Contd.</b>							
<b>(a) Capital Account of Agriculture and Allied Activities - Contd.</b>							
<b>4425- Capital Outlay on Co-operation - Contd.</b>							
(xiii) Share Capital Contribution to Engineering Co-operatives	..	..	..	..	3.60	..	..
(xiv) Share Capital Contribution to Press Co-operatives	..	..	..	..	7.73	..	..
(xv) Share Capital Contribution to Urban Primary Consumer's Co-operative Stores	..	..	..	..	24.38	..	..
(xvi) Share Capital Contribution to Weak Regional Co-operative Marketing Society (RCMS) for Rehabilitation	..	..	..	..	30.35	..	..
(xvii) Share Capital Contribution to Wholesale Co-operative Stores	..	..	..	..	56.10	..	..
(xviii) Share Capital to Mahila Multi Purpose Co-operative Society (MPCS)	..	..	..	..	5.00	..	..
(xix) Share Capital Contribution to Odisha State Co-operative Cotton Grower's Marketing Federation Ltd.	..	..	..	..	24.20	..	..
(xxii) Share capital to Odisha Consumer's Co-operative Federation to construct Super Market at Puri and Bhubaneswar	..	..	..	..	34.20	..	..
(xxiii) Processing Co-operatives	..	..	..	..	7.35	..	..
(xxiv) Consumer Co-operatives	..	..	..	..	5,35.63	..	..
(xxv) Share Capital Contribution to Odisha State Marketing Co-operative Federation for Establishment of a Fertiliser Plant	..	..	..	..	1,36.00	..	..

## STATEMENT No. 16

## DETAILED STATEMENT OF CAPITAL EXPENDITURE BY MINOR HEADS AND SUB HEADS

Nature of expenditure	Expenditure during the year 2015-16				Expenditure to end of 2015-16	Expenditure during the year 2014-15	Per cent Increase (+)/ Decrease (-)
	Non-Plan	State Plan	CP / GOI				
			Share of CSS	TOTAL			
1	2	3	4	5	6	7	8
<i>Figures in italics represent charged expenditure</i>							(₹ in lakh)
<b>Expenditure Heads(Capital Account) - Contd.</b>							
<b>C. Capital Account of Economic Services - Contd.</b>							
<b>(a) Capital Account of Agriculture and Allied Activities - Contd.</b>							
<b>4425- Capital Outlay on Co-operation - Contd.</b>							
(xxvi) Share Capital Contribution to Primary Power loom Weavers Co-operative Society for Strengthening of Capital Base	..	..	..	..	1,24.87	..	..
(xxvii) Share Capital Contribution to Large Sized Co-operative Societies	..	..	..	..	35.00	..	..
(xxviii) Share Capital Contribution to State Co-operative Housing Corporation	..	..	..	..	45.50	..	..
(xxix) Share Capital Investment in the Kalinga Weavers Co-operative Spinning Mills Limited	..	..	..	..	1,35.90	..	..
(xxx) Share Capital Investment in Odisha State Handloom Weavers Co-operative Society Limited	..	..	..	..	2,64.06	..	..
(xxxix) Share Capital Investment in Weavers Co-operative Spinning Mills	..	..	..	..	11,45.00	..	..
(xxxii) Share Capital Investment in Utkal Weavers Co-operative Spinning Mills	..	..	..	..	1,10.00	..	..
(xxxiii) Share Capital Investment in Odisha State Power Loom Servicing Co-operative Society Limited	..	..	..	..	56.64	..	..
(xxxiv) Share Capital Contribution to State Tassar and Silk Co-operative Society	..	..	..	..	20.00	..	..
<b>Total - 108</b>	..	1,25,04.50	..	1,25,04.50	1,71,09.84	1,43.00	(+)8644.41
195- Investments in Co-operatives							
(i) Share Capital contribution to Cold Storage Plants	..	..	..	..	31.00	..	..

## STATEMENT No. 16

## DETAILED STATEMENT OF CAPITAL EXPENDITURE BY MINOR HEADS AND SUB HEADS

Nature of expenditure	Expenditure during the year 2015-16				Expenditure to end of 2015-16	Expenditure during the year 2014-15	Per cent Increase (+)/ Decrease (-)
	Non-Plan	State Plan	CP / GOI Share of CSS	TOTAL			
1	2	3	4	5	6	7	8
<i>Figures in italics represent charged expenditure</i>							(₹ in lakh)
<b>Expenditure Heads(Capital Account) - Contd.</b>							
<b>C. Capital Account of Economic Services - Contd.</b>							
<b>(a) Capital Account of Agriculture and Allied Activities - Contd.</b>							
<b>4425- Capital Outlay on Co-operation - Contd.</b>							
(ii) Share Capital to Multi Commodity Cold Storage at Bhubaneswar	..	..	..	..	1,00.00	..	..
(iii) Share Capital Contribution to Marketing Co-operative Societies (10 RCMS)	..	..	..	..	13.50	..	..
(iv) Share Capital Assistance to Nimapara Multi Commodity Cold Storage	..	..	..	..	87.50	..	..
<b>Total - 195</b>	..	..	..	..	2,32.00	..	..
789- Special Component Plan for Scheduled Castes							
(i) Share Capital Investment in Co-operative Credit Institutions	..	1,50.00	..	1,50.00	15,65.46	7,68.00	(-)80.47
(ii) Construction of Godowns	..	15,00.00	..	15,00.00	28,72.00	..	..
<b>Total - 789</b>	..	16,50.00	..	16,50.00	44,37.46	7,68.00	(+)114.84
796- Tribal Area Sub-Plan							
(i) Other Schemes	..	..	..	..	1,55.32	..	..
(ii) Share Capital Investment in Co-operative Credit Institutions	..	2,00.00	..	2,00.00	29,68.72	10,30.00	(-)80.58
(iii) Construction of Godowns	..	21,00.00	..	21,00.00	38,54.00	..	..

## STATEMENT No. 16

## DETAILED STATEMENT OF CAPITAL EXPENDITURE BY MINOR HEADS AND SUB HEADS

Nature of expenditure	Expenditure during the year 2015-16				Expenditure to end of 2015-16	Expenditure during the year 2014-15	Per cent Increase (+)/ Decrease (-)
	Non-Plan	State Plan	CP / GOI				
			Share of CSS	TOTAL			
1	2	3	4	5	6	7	8
<i>Figures in italics represent charged expenditure</i>							(₹ in lakh)
<b>Expenditure Heads(Capital Account) - Contd.</b>							
<b>C. Capital Account of Economic Services - Contd.</b>							
<b>(a) Capital Account of Agriculture and Allied Activities - Contd.</b>							
<b>4425- Capital Outlay on Co-operation - Contd.</b>							
(iv) Share Capital Contribution to Cold Storage Plants	..	..	..	..	97.10	..	..
(v) Share Capital Contribution to Commodity Marketing Societies	..	..	..	..	17.30	..	..
(vi) Share Capital Contribution to Labour Co-operatives	..	..	..	..	1.49	..	..
(vii) Share Capital Contribution to University, College & School Stores	..	..	..	..	6.75	..	..
(viii) Share Capital Contribution for Organisation of Cotton/Oil Seed Growers Co-operatives	..	..	..	..	1.16	..	..
(ix) Share Capital Contribution to Co-operative Credit Institutions	..	..	..	..	28,35.78	..	..
(x) Share Capital Contribution to Engineering Co-operatives	..	..	..	..	1.94	..	..
(xi) Share Capital Contribution to Press Co-operatives	..	..	..	..	1.25	..	..
(xii) Share Capital Contribution to Urban Primary Consumer's Co-operative Stores	..	..	..	..	13.28	..	..
(xiii) Share Capital Contribution to Weak RCMS for Rehabilitation	..	..	..	..	21.88	..	..
(xiv) Share Capital Contribution to Weak Urban Banks for Rehabilitation	..	..	..	..	12.00	..	..
(xv) Share Capital Contribution to Wholesale Co-operative Stores	..	..	..	..	17.27	..	..
(xvi) Share Capital Contribution to Landless Agriculture Multipurpose Societies (LAMPS)	..	..	..	..	1,80.45	..	..

## STATEMENT No. 16

## DETAILED STATEMENT OF CAPITAL EXPENDITURE BY MINOR HEADS AND SUB HEADS

Nature of expenditure	Expenditure during the year 2015-16				Expenditure to end of 2015-16	Expenditure during the year 2014-15	Per cent Increase (+)/ Decrease (-)
	Non-Plan	State Plan	CP / GOI				
			Share of CSS	TOTAL			
1	2	3	4	5	6	7	8
<i>Figures in italics represent charged expenditure</i>							(₹ in lakh)
<b>Expenditure Heads(Capital Account) - Contd.</b>							
<b>C. Capital Account of Economic Services - Contd.</b>							
<b>(a) Capital Account of Agriculture and Allied Activities - Contd.</b>							
<b>4425- Capital Outlay on Co-operation - Contd.</b>							
(xvii) Share Capital Contribution to Co-operative Agricultural & Rural Development (CARD) Banks	..	..	..	..	7.26	..	..
(xviii) Share Capital to Mahila MPCS	..	..	..	..	2.00	..	..
(xix) Share Capital to Rayagada WCS for Consumer Business and Purchase of Transport Vehicle	..	..	..	..	2.00	..	..
(xx) Share Capital Contribution to Marketing Co-operative Societies (10 RCMS)	..	..	..	..	14.00	..	..
(xxi) Share Capital Investment in Integrated Co-operative	..	..	..	..	36.05	..	..
(xxii) Share Capital Contribution for Establishment of Co-operative Jute Twine Factory at Koraput	..	..	..	..	3.25	..	..
(xxiii) Share Capital Contribution to Scheduled Castes Finance Co-operative Corporation	..	..	..	..	4,71.99	..	..
(xxiv) Share Capital Contribution to Scheduled Castes Finance Co-operative Corporation for Scheduled Tribes	..	..	..	..	37.50	..	..
(xxv) Investments in Integrated Tribal Development Programme	..	..	..	..	3,43.33	..	..
(xxvi) Share Capital Contribution to Tribal Development Co-operative Corporation	..	..	..	..	1,12.00	..	..
(xxvii) Share Capital Investment in State Tassar and Silk Co-operative Society (SERIFED)	..	..	..	..	21.00	..	..



## STATEMENT No. 16

## DETAILED STATEMENT OF CAPITAL EXPENDITURE BY MINOR HEADS AND SUB HEADS

Nature of expenditure	Expenditure during the year 2015-16				Expenditure to end of 2015-16	Expenditure during the year 2014-15	Per cent Increase (+)/ Decrease (-)
	Non-Plan	State Plan	CP / GOI				
			Share of CSS	TOTAL			
1	2	3	4	5	6	7	8
<i>Figures in italics represent charged expenditure</i>							(₹ in lakh)
<b>Expenditure Heads(Capital Account) - Contd.</b>							
<b>C. Capital Account of Economic Services - Contd.</b>							
<b>(a) Capital Account of Agriculture and Allied Activities - Contd.</b>							
<b>4425- Capital Outlay on Co-operation - Concl'd.</b>							
(xxviii) Share Capital Contribution to Primary Land Development Banks	..	..	..	..	18.33	..	..
(xxix) Share Capital Contribution to Weak Credit Co-operative Institutions for Rehabilitation	..	..	..	..	11.50	..	..
<b>Total - 796</b>	..	23,00.00	..	23,00.00	1,12,65.90	10,30.00	(+)123.30
800- Other Expenditure	..	..	..	..	(-)0.12	..	..
<b>Total - 800</b>	..	..	..	..	(-)0.12	..	..
<b>Total -4425</b>	..	<b>2,26,67.65</b>	..	<b>2,26,67.65</b>	<b>6,25,83.57</b>	<b>42,81.87</b>	<b>(+)429.39</b>
<b>4435- Capital Outlay on Other Agricultural Programmes</b>							
<b>01 Marketing and Quality Control</b>							
101- Marketing Facilities							
(i) Agriculture Marketing Infrastructure Development	..	6,00.00	..	6,00.00	8,21.00	..	..
(ii) Construction of Buildings for SCs/ PACs/LAMPs	..	..	..	..	7,37.47	..	..
(iii) 13 <sup>th</sup> FC Award for establishment of Market yards at Block level	..	..	..	..	31,40.00	11,46.00	..
<b>Total - 101</b>	..	6,00.00	..	6,00.00	46,98.47	11,46.00	(-)47.64
796- Tribal Area Sub-Plan							
(i) Agriculture Marketing Infrastructure Development	..	2,50.00	..	2,50.00	4,71.00	..	..

## STATEMENT No. 16

## DETAILED STATEMENT OF CAPITAL EXPENDITURE BY MINOR HEADS AND SUB HEADS

Nature of expenditure	Expenditure during the year 2015-16				Expenditure to end of 2015-16	Expenditure during the year 2014-15	Per cent Increase (+)/ Decrease (-)
	Non-Plan	State Plan	CP / GOI Share of CSS	TOTAL			
1	2	3	4	5	6	7	8
<i>Figures in italics represent charged expenditure</i>							(₹ in lakh)
<b>Expenditure Heads(Capital Account) - Contd.</b>							
<b>C. Capital Account of Economic Services - Contd.</b>							
<b>(a) Capital Account of Agriculture and Allied Activities - Concl'd.</b>							
<b>4435- Capital Outlay on Other Agricultural Programmes - Concl'd.</b>							
<b>01 Marketing and Quality Control - Concl'd.</b>							
(ii) Construction of Buildings for SCs/ PACs/LAMPs	..	..	..	..	2,61.53	..	..
(iii) 13 <sup>th</sup> FC Award for establishment of Market yards at Block level	..	..	..	..	13,60.00	3,54.00	..
<b>Total - 796</b>	..	2,50.00	..	2,50.00	20,92.53	3,54.00	(-)29.38
800- Other Expenditure	..	..	..	..	0.02	..	..
<b>Total - 800</b>	..	..	..	..	0.02	..	..
901- Deduct- Receipts and Recoveries on Capital Account							
(i) Deduct-Recoveries	..	(-1.00)	..	(-1.00)	(-1.00)	..	..
<b>Total - 901</b>	..	(-1.00)	..	(-1.00)	(-1.00)	..	..
<b>Total - 01</b>	..	<b>8,49.00</b>	..	<b>8,49.00</b>	<b>67,90.02</b>	<b>15,00.00</b>	<b>(-)43.40</b>
<b>Total -4435</b>	..	<b>8,49.00</b>	..	<b>8,49.00</b>	<b>67,90.02</b>	<b>15,00.00</b>	<b>(-)43.40</b>
<b>Grants-in-Aid</b>	..	<b>8,50.00</b>	..	<b>8,50.00</b>	..	..	..
<b>Total - (a) Capital Account of Agriculture and Allied Activities</b>	<b>(-)1,70.00</b>	<b>3,61,35.72</b>	..	<b>3,59,65.72</b>	<b>19,60,89.26 (A)</b>	<b>1,41,54.64</b>	<b>(+)154.09</b>
<b>Grants-in-Aid</b>	..	<b>8,50.00</b>	..	<b>8,50.00</b>	..	..	..

(A) As per Forest & Environment Department letter No. 5F-28/2015/17527/F&E dt. 03.10.2015, an amount of ₹4,12.50 lakh has been corrected by way of "Dropping down" in respect of Similipal Forest Development Corporation (SFDC) and Odisha Plantation Development Corporation (OPDC) from Odisha Forest Development Corporation (OFDC).

## STATEMENT No. 16

## DETAILED STATEMENT OF CAPITAL EXPENDITURE BY MINOR HEADS AND SUB HEADS

Nature of expenditure	Expenditure during the year 2015-16				Expenditure to end of 2015-16	Expenditure during the year 2014-15	Per cent Increase (+)/ Decrease (-)
	Non-Plan	State Plan	CP / GOI Share of CSS	TOTAL			
1	2	3	4	5	6	7	8
<i>Figures in italics represent charged expenditure</i>							(₹ in lakh)
<b>Expenditure Heads(Capital Account) - Contd.</b>							
<b>C. Capital Account of Economic Services - Contd.</b>							
<b>(b) Capital Account of Rural Development - Concl'd.</b>							
<b>4515- Capital Outlay on Other Rural Development Programmes</b>							
101- Panchayati Raj							
(i) Video Conferencing Facilities	..	..	..	..	2,00.00	..	..
<b>Total - 101</b>	..	..	..	..	2,00.00	..	..
102- Community Development							
<b>Total - 102</b>	..	..	..	..	14.13	..	..
103- Rural Development							
<b>Total - 103</b>	..	..	..	..	50.46	..	..
800- Other Expenditure							
<b>Total - 800</b>	..	..	..	..	1,32.55	..	..
<b>Total -4515</b>	..	..	..	..	<b>3,97.14</b>	..	..
<b>Total - (b) Capital Account of Rural Development</b>	..	..	..	..	<b>3,97.14</b>	..	..
<b>(c) Capital Account of Special Area Programme</b>							
<b>4575- Capital Outlay on Other Special Areas Programmes</b>							
<i>02 Backward Areas</i>							
789- Special Component Plan for Scheduled Castes							
(i) Biju KBK Yojana	..	20,52.00	..	20,52.00	1,43,40.00	20,52.00	..
(ii) Biju Kandhamal O Gajapati Yojana	..	3,36.30	..	3,36.30	21,54.60	3,36.30	..
(iii) SCA for Special Programme for KBK	..	..	..	..	8,86.77	..	..
<b>Total - 789</b>	..	23,88.30	..	23,88.30	1,73,81.37	23,88.30	..

## STATEMENT No. 16

## DETAILED STATEMENT OF CAPITAL EXPENDITURE BY MINOR HEADS AND SUB HEADS

Nature of expenditure	Expenditure during the year 2015-16				Expenditure to end of 2015-16	Expenditure during the year 2014-15	Per cent Increase (+)/ Decrease (-)
	CP / GOI						
	Non-Plan	State Plan	Share of CSS	TOTAL			
1	2	3	4	5	6	7	8
<i>Figures in italics represent charged expenditure</i>							(₹ in lakh)
<b>Expenditure Heads(Capital Account) - Contd.</b>							
<b>C. Capital Account of Economic Services - Contd.</b>							
<b>(c) Capital Account of Special Area Programme - Concl'd.</b>							
<b>4575- Capital Outlay on Other Special Areas Programmes - Concl'd.</b>							
<i>02 Backward Areas - Concl'd.</i>							
796- Tribal Area Sub-Plan							
(i) <i>Biju KBK Yojana</i>	..	46,44.00	..	46,44.00	2,40,76.00	46,44.00	..
(ii) <i>Biju Kandhamal O Gajapati Yojana</i>	..	15,36.15	..	15,36.15	88,86.30	15,36.15	..
(iii) SCA for Special Programme for KBK	..	..	..	..	20,95.54	..	..
<b>Total - 796</b>	..	61,80.15	..	61,80.15	3,50,57.84	61,80.15	..
800- Other Expenditure							
(i) <i>Biju KBK Yojana</i>	..	53,04.00	..	53,04.00	3,35,84.00	53,04.00	..
(ii) <i>Biju Kandhamal O Gajapati Yojana</i>	..	9,77.55	..	9,77.55	60,59.10	9,77.55	..
(iii) SCA for Special Programme for KBK	..	..	..	..	17,76.21	..	..
<b>Total - 800</b>	..	62,81.55	..	62,81.55	4,14,19.31	62,81.55	..
<b>Total - 02</b>	..	<b>1,48,50.00</b>	..	<b>1,48,50.00</b>	<b>9,38,58.52</b>	<b>1,48,50.00</b>	..
<b>Total -4575</b>	..	<b>1,48,50.00</b>	..	<b>1,48,50.00</b>	<b>9,38,58.52</b>	<b>1,48,50.00</b>	..
<b>Total - (c) Capital Account of Special Area Programme</b>	..	<b>1,48,50.00</b>	..	<b>1,48,50.00</b>	<b>9,38,58.52</b>	<b>1,48,50.00</b>	..

## STATEMENT No. 16

## DETAILED STATEMENT OF CAPITAL EXPENDITURE BY MINOR HEADS AND SUB HEADS

Nature of expenditure	Expenditure during the year 2015-16				Expenditure to end of 2015-16	Expenditure during the year 2014-15	Per cent Increase (+)/ Decrease (-)
	Non-Plan	State Plan	CP / GOI Share of CSS	TOTAL			
1	2	3	4	5	6	7	8
<i>Figures in italics represent charged expenditure</i>							(₹ in lakh)
<b>Expenditure Heads(Capital Account) - Contd.</b>							
<b>C. Capital Account of Economic Services - Contd.</b>							
<b>(d) Capital Account of Irrigation and Flood Control</b>							
<b>4700- Capital Outlay on Major Irrigation</b>							
<i>Anandapur Barrage-Commercial</i>							
001- Direction and Administration							
(i) Executive Establishment	..	..	..	..	14.00	..	..
(ii) Financial Advisor and Chief Accounts Officer- Establishment Charges	..	..	..	..	3.16	..	..
(iii) Chief Construction Engineer	..	..	..	..	37.95	..	..
(iv) Accelerated Irrigation Benefit Programme (AIBP)	..	4,79.72	..	4,79.72	19,30.48	3,13.14	(+)53.20
<b>Total - 001</b>	..	4,79.72	..	4,79.72	19,85.59	3,13.14	(+)53.20
<i>Anandapur Barrage-Commercial - Concl.</i>							
789- Special Component Plan for Scheduled Castes							
(i) Project Expenses	..	..	..	..	10,56.25	..	..
(ii) Accelerated Irrigation Benefit Programme (AIBP)	..	39,99.94	..	39,99.94	2,90,62.29	28,60.29	(+)39.84
<b>Total - 789</b>	..	39,99.94	..	39,99.94	3,01,18.54	28,60.29	(+)39.84
796- Tribal Area Sub-Plan							
(i) Accelerated Irrigation Benefit Programme (AIBP)	..	29,73.42	..	29,73.42	76,24.72	30,00.00	(-)0.89
<b>Total - 796</b>	..	29,73.42	..	29,73.42	76,24.72	30,00.00	(-)0.89
800- Other Expenditure							
(i) Project Expenses	..	..	..	..	77,14.21	..	..
(ii) Accelerated Irrigation Benefit Programme (AIBP)	..	63,11.48	..	63,11.48	3,79,82.86	68,86.05	(-)8.34
<b>Total - 800</b>	..	63,11.48	..	63,11.48	4,56,97.07	68,86.05	(-)8.34
<b>Total - Anandapur Barrage-Commercial</b>	..	<b>1,37,64.56</b>	..	<b>1,37,64.56</b>	<b>8,54,25.92</b>	<b>1,30,59.48</b>	<b>(+)5.40</b>

## STATEMENT No. 16

## DETAILED STATEMENT OF CAPITAL EXPENDITURE BY MINOR HEADS AND SUB HEADS

Nature of expenditure	Expenditure during the year 2015-16				Expenditure to end of 2015-16	Expenditure during the year 2014-15	Per cent Increase (+)/ Decrease (-)
	Non-Plan	State Plan	CP / GOI				
			Share of CSS	TOTAL			
1	2	3	4	5	6	7	8
<i>Figures in italics represent charged expenditure</i>							(₹ in lakh)
<b>Expenditure Heads(Capital Account) - Contd.</b>							
<b>C. Capital Account of Economic Services - Contd.</b>							
<b>(d) Capital Account of Irrigation and Flood Control - Contd.</b>							
<b>4700- Capital Outlay on Major Irrigation - Contd.</b>							
<i>Potteru Irrigation Project-Commercial.</i>							
796- Tribal Area Sub-Plan							
(i) Project Expenses- Funded under AIBP	..	..	..	..	1,94,22.77	..	..
<b>Total - 796</b>	..	..	..	..	1,94,22.77	..	..
<b>Total - Potteru Irrigation Project-Commercial</b>	..	..	..	..	<b>1,94,22.77</b>	..	..
<i>Upper Indravati Irrigation Project-Commercial</i>							
001- Direction and Administration							
(i) Executive Engineer (under AIBP)- Establishment	..	..	..	..	1,74.15	..	..
(ii) Financial Advisor and Chief Accounts Officer (under AIBP)- Establishment Charges	..	..	..	..	39.34	..	..
(iii) Headquarters Establishment (under AIBP)	..	..	..	..	18.92	..	..
(iv) Land Acquisition Establishment (under AIBP)	..	..	..	..	36.47	..	..
(v) Other Expenses	..	..	..	..	1.42	..	..
(vi) Superintending Engineer (under AIBP)- Establishment Charges	..	..	..	..	25.31	..	..
(vii) Chief Engineer (under AIBP) Establishment Charges	..	..	..	..	1,27.84	..	..
(viii) Accelerated Irrigation Benefit Programme (AIBP)	..	6,91.94	..	6,91.94	63,24.20	6,80.23	(+)1.72
(ix) CAD&WM work in AIBP Projects	..	5,00.07	..	5,00.07	9,30.08	4,30.02	(+)16.29

## STATEMENT No. 16

## DETAILED STATEMENT OF CAPITAL EXPENDITURE BY MINOR HEADS AND SUB HEADS

Nature of expenditure	Expenditure during the year 2015-16				Expenditure to end of 2015-16	Expenditure during the year 2014-15	Per cent Increase (+)/ Decrease (-)
	Non-Plan	State Plan	CP / GOI Share of CSS	TOTAL			
1	2	3	4	5	6	7	8
<i>Figures in italics represent charged expenditure</i>							(₹ in lakh)
<b>Expenditure Heads(Capital Account) - Contd.</b>							
<b>C. Capital Account of Economic Services - Contd.</b>							
<b>(d) Capital Account of Irrigation and Flood Control - Contd.</b>							
<b>4700- Capital Outlay on Major Irrigation - Contd.</b>							
<b><i>Upper Indravati Irrigation Project-Commercial -</i></b>							
<b>Total - 001</b>	..	11,92.01	..	11,92.01	76,77.74	11,10.25	(+)7.36
789- Special Component Plan for Scheduled Castes							
(i) Project Expenses- Funded under AIBP	..	..	..	..	31,22.71	..	..
(ii) Accelerated Irrigation Benefit Programme (AIBP)	..	7,27.63	..	7,27.63	1,53,45.87	12,76.65	(-)43.00
(iii) Rural Infrastructure Development Fund (RIDF)	..	21,03.20	..	21,03.20	21,03.20	..	..
(iv) Mega Lift Project under State Plan	..	3,28.79	..	3,28.79	3,28.79	..	..
(v) CAD&WM work in AIBP Projects	..	1,08.05	..	1,08.05	1,81.25	73.19	(+)47.63
<b>Total - 789</b>	..	32,67.67	..	32,67.67	2,10,81.82	13,49.84	(+)142.08
796- Tribal Area Sub-Plan							
(i) Financial Advisor and Chief Accounts Officer(under AIBP)- Establishment Charges	..	..	..	..	0.03	..	..
(ii) Project Expenses- Funded under AIBP	..	..	..	..	9,22,38.61	..	..
(iii) Chief Engineer(under AIBP) Establishment Charges	..	..	..	..	0.06	..	..
(iv) Accelerated Irrigation Benefit Programme (AIBP)	..	11,29.78	..	11,29.78	56,03.44	15,73.38	(-)28.19

## STATEMENT No. 16

## DETAILED STATEMENT OF CAPITAL EXPENDITURE BY MINOR HEADS AND SUB HEADS

Nature of expenditure	Expenditure during the year 2015-16				Expenditure to end of 2015-16	Expenditure during the year 2014-15	Per cent Increase (+)/ Decrease (-)
	Non-Plan	State Plan	CP / GOI				
			Share of CSS	TOTAL			
1	2	3	4	5	6	7	8
<i>Figures in italics represent charged expenditure</i>							(₹ in lakh)
<b>Expenditure Heads(Capital Account) - Contd.</b>							
<b>C. Capital Account of Economic Services - Contd.</b>							
<b>(d) Capital Account of Irrigation and Flood Control - Contd.</b>							
<b>4700- Capital Outlay on Major Irrigation - Contd.</b>							
<i>Upper Indravati Irrigation Project-Commercial -</i>							
(v) Rural Infrastructure Development Fund (RIDF)	..	29,44.00	..	29,44.00	29,44.00	..	..
(vi) CAD&WM work in AIBP Projects	..	6,07.93	..	6,07.93	6,07.93	..	..
<b>Total - 796</b>	..	46,81.71	..	46,81.71	10,13,94.07	15,73.38	(+)197.56
799- Suspense							
(i) Accelerated Irrigation Benefit Programme (AIBP)	..	..	..	..	2,24.19	..	..
<b>Total - 799</b>	..	..	..	..	2,24.19	..	..
800- Other Expenditure							
(i) Project Expenses	..	..	..	..	25,57.09	..	..
(ii) Accelerated Irrigation Benefit Programme (AIBP)	..	15,94.85	..	15,94.85	2,16,67.58	20,08.65	(-)20.60
(iii) Rural Infrastructure Development Fund (RIDF)	..	73,60.51	..	73,60.51	73,60.51	..	..
(iv) Mega Lift Project under State Plan	..	63.49	..	63.49	63.49	..	..
(v) CAD&WM work in AIBP Projects	..	6,79.00	..	6,79.00	6,79.00	..	..
<b>Total - 800</b>	..	96,97.85	..	96,97.85	3,23,27.67	20,08.65	(+)382.80
<b>Total - Upper Indravati Irrigation Project-Commercial</b>	..	<b>1,88,39.24</b>	..	<b>1,88,39.24</b>	<b>16,27,05.48</b>	<b>60,42.12</b>	<b>(+)211.80</b>



## STATEMENT No. 16

## DETAILED STATEMENT OF CAPITAL EXPENDITURE BY MINOR HEADS AND SUB HEADS

Nature of expenditure	Expenditure during the year 2015-16				Expenditure to end of 2015-16	Expenditure during the year 2014-15	Per cent Increase (+)/ Decrease (-)
	Non-Plan	State Plan	CP / GOI Share of CSS	TOTAL			
1	2	3	4	5	6	7	8
<i>Figures in italics represent charged expenditure</i>							(₹ in lakh)
<b>Expenditure Heads(Capital Account) - Contd.</b>							
<b>C. Capital Account of Economic Services - Contd.</b>							
<b>(d) Capital Account of Irrigation and Flood Control - Contd.</b>							
<b>4700- Capital Outlay on Major Irrigation - Contd.</b>							
<b><i>Upper Kolab Irrigation Project-Commercial - Concltd.</i></b>							
796- Tribal Area Sub-Plan							
(i) Project Expenses	..	(-)2,03.25	..	(-)2,03.25(A)	5,39,44.61	(-)32.35	(+)528.28
(ii) Upper Kolab Irrigation Project-EAP	..	0.01	..	0.01	0.01	..	..
<b>Total - 796</b>	..	(-)2,03.24	..	(-)2,03.24	5,39,44.62	(-)32.35	(+)528.25
<b><i>Total - Upper Kolab Irrigation Project-Commercial</i></b>	..	<b>(-)2,03.24</b>	..	<b>(-)2,03.24</b>	<b>5,39,44.62</b>	<b>(-)32.35</b>	<b>(+)528.25</b>
<b><i>Kanpur Irrigation Project-Commercial</i></b>							
001- Direction and Administration							
(i) Executive Establishment	..	..	..	..	1,32.87	..	..
(ii) Financial Advisor and Chief Accounts Officer- Establishment Charges	..	..	..	..	3,98.11	..	..
(iii) Land Acquisition Establishment	..	..	..	..	58.25	..	..
(iv) Other Expenses	..	..	..	..	0.92	..	..
(v) Chief Construction Engineer	..	..	..	..	41.69	..	..
(vi) Accelerated Irrigation Benefit Programme (AIBP)	..	8,36.91	..	8,36.91	44,94.11	6,48.03	(+)29.15
<b>Total - 001</b>	..	8,36.91	..	8,36.91	51,25.95	6,48.03	(+)29.15

(A) Receipts and Recoveries on Capital Account shown as minus expenditure by FA &amp; CAO.

## STATEMENT No. 16

## DETAILED STATEMENT OF CAPITAL EXPENDITURE BY MINOR HEADS AND SUB HEADS

Nature of expenditure	Expenditure during the year 2015-16				Expenditure to end of 2015-16	Expenditure during the year 2014-15	Per cent Increase (+)/ Decrease (-)
	Non-Plan	State Plan	CP / GOI				
			Share of CSS	TOTAL			
1	2	3	4	5	6	7	8
<i>Figures in italics represent charged expenditure</i>							(₹ in lakh)
<b>Expenditure Heads(Capital Account) - Contd.</b>							
<b>C. Capital Account of Economic Services - Contd.</b>							
<b>(d) Capital Account of Irrigation and Flood Control - Contd.</b>							
<b>4700- Capital Outlay on Major Irrigation - Contd.</b>							
<b><i>Kanpur Irrigation Project-Commercial - Concl.</i></b>							
789- Special Component Plan for Scheduled Castes							
(i) Accelerated Irrigation Benefit Programme (AIBP)	..	28,79.59	..	28,79.59	68,19.41	27,61.26	(+)4.29
<b>Total - 789</b>	..	28,79.59	..	28,79.59	68,19.41	27,61.26	(+)4.29
796- Tribal Area Sub-Plan							
(i) Project Expenses	..	..	..	..	1,92,09.07	..	..
(ii) Accelerated Irrigation Benefit Programme (AIBP)	..	93,53.22	..	93,53.22	8,63,12.25	78,26.50	(+)19.51
<b>Total - 796</b>	..	93,53.22	..	93,53.22	10,55,21.32	78,26.50	(+)19.51
800- Other Expenditure							
(i) Project Expenses	..	..	..	..	68,54.02	..	..
(ii) Accelerated Irrigation Benefit Programme (AIBP)	..	17,09.99	..	17,09.99	41,39.04	15,74.10	(+)8.63
<b>Total - 800</b>	..	17,09.99	..	17,09.99	1,09,93.06	15,74.10	(+)8.63
<b>Total - Kanpur Irrigation Project-Commercial</b>	..	<b>1,47,79.71</b>	..	<b>1,47,79.71</b>	<b>12,84,59.74</b>	<b>1,28,09.89</b>	<b>(+)15.38</b>
<b><i>Lower Indra Irrigation Project-Commercial</i></b>							
001- Direction and Administration							
(i) Chief Engineer, Office Establishment	..	..	..	..	12,70.80	..	..
(ii) Engineer-in-Chief- Office Establishment	..	..	..	..	1,96.53	..	..

## STATEMENT No. 16

## DETAILED STATEMENT OF CAPITAL EXPENDITURE BY MINOR HEADS AND SUB HEADS

Nature of expenditure	Expenditure during the year 2015-16				Expenditure to end of 2015-16	Expenditure during the year 2014-15	Per cent Increase (+)/ Decrease (-)
	Non-Plan	State Plan	CP / GOI Share of CSS	TOTAL			
1	2	3	4	5	6	7	8
<i>Figures in italics represent charged expenditure</i>							(₹ in lakh)
<b>Expenditure Heads(Capital Account) - Contd.</b>							
<b>C. Capital Account of Economic Services - Contd.</b>							
<b>(d) Capital Account of Irrigation and Flood Control - Contd.</b>							
<b>4700- Capital Outlay on Major Irrigation - Contd.</b>							
<i>Lower Indra Irrigation Project-Commercial - Contd.</i>							
(iii) Executive Establishment	..	..	..	..	3,27.81	..	..
(iv) Financial Advisor and Chief Accounts Officer- Establishment Charges	..	..	..	..	28.90	..	..
(v) Land Acquisition Establishment	..	..	..	..	46.53	..	..
(vi) Superintending Engineers- Establishment	..	..	..	..	28.34	..	..
(vii) Accelerated Irrigation Benefit Programme (AIBP)	..	13,20.87	..	13,20.87	89,26.97	12,62.57	(+)4.62
<b>Total - 001</b>	..	13,20.87	..	13,20.87	1,08,25.89	12,62.57	(+)4.62
789- Special Component Plan for Scheduled Castes							
(i) Accelerated Irrigation Benefit Programme (AIBP)	..	21,27.91	..	21,27.91	3,52,33.08	15,78.09	(+)34.84
<b>Total - 789</b>	..	21,27.91	..	21,27.91	3,52,33.08	15,78.09	(+)34.84
796- Tribal Area Sub-Plan							
(i) Accelerated Irrigation Benefit Programme (AIBP)	..	28,90.00	..	28,90.00	79,54.58	29,54.83	(-)2.19
<b>Total - 796</b>	..	28,90.00	..	28,90.00	79,54.58	29,54.83	(-)2.19
800- Other Expenditure							
(i) Project Expenses	..	..	..	..	1,39,62.01	..	..

## STATEMENT No. 16

## DETAILED STATEMENT OF CAPITAL EXPENDITURE BY MINOR HEADS AND SUB HEADS

Nature of expenditure	Expenditure during the year 2015-16				Expenditure to end of 2015-16	Expenditure during the year 2014-15	Per cent Increase (+)/ Decrease (-)
	Non-Plan	State Plan	CP / GOI Share of CSS	TOTAL			
1	2	3	4	5	6	7	8
<i>Figures in italics represent charged expenditure</i>							(₹ in lakh)
<b>Expenditure Heads(Capital Account) - Contd.</b>							
<b>C. Capital Account of Economic Services - Contd.</b>							
<b>(d) Capital Account of Irrigation and Flood Control - Contd.</b>							
<b>4700- Capital Outlay on Major Irrigation - Contd.</b>							
<i>Lower Indra Irrigation Project-Commercial - Concl'd.</i>							
(ii) Accelerated Irrigation Benefit Programme (AIBP)	..	17,61.51	..	17,61.51	6,82,15.21	25,01.85	(-)29.59
(iii) CAD&WM work in AIBP Projects	..	2,00.00	..	2,00.00	2,00.00	..	..
<b>Total - 800</b>	..	19,61.51	..	19,61.51	8,23,77.21	25,01.85	(-)21.60
<b>Total - Lower Indra Irrigation Project-Commercial</b>	..	<b>83,00.29</b>	..	<b>83,00.29</b>	<b>13,63,90.76</b>	<b>82,97.34</b>	<b>(+)0.04</b>
<i>Lower Suktal Irrigation Project-Commercial</i>							
001- Direction and Administration							
(i) Executive Establishment	..	..	..	..	2,39.73	..	..
(ii) Financial Advisor and Chief Accounts Officer- Establishment Charges	..	..	..	..	31.90	..	..
(iii) Land Acquisition Establishment	..	..	..	..	46.56	..	..
(iv) Chief Construction Engineer	..	..	..	..	29.53	..	..
(v) Accelerated Irrigation Benefit Programme (AIBP)	..	7,61.62	..	7,61.62	58,56.57	7,51.83	(+)1.30
<b>Total - 001</b>	..	7,61.62	..	7,61.62	62,04.29	7,51.83	(+)1.30
789- Special Component Plan for Scheduled Castes							
(i) Project Expenses	..	..	..	..	24,73.79	..	..
(ii) Accelerated Irrigation Benefit Programme (AIBP)	..	23,49.12	..	23,49.12	74,27.24	6,16.42	(+)281.09
<b>Total - 789</b>	..	23,49.12	..	23,49.12	99,01.03	6,16.42	(+)281.09

## STATEMENT No. 16

## DETAILED STATEMENT OF CAPITAL EXPENDITURE BY MINOR HEADS AND SUB HEADS

Nature of expenditure	Expenditure during the year 2015-16				Expenditure to end of 2015-16	Expenditure during the year 2014-15	Per cent Increase (+)/ Decrease (-)
	Non-Plan	State Plan	CP / GOI				
			Share of CSS	TOTAL			
1	2	3	4	5	6	7	8
<i>Figures in italics represent charged expenditure</i>							(₹ in lakh)
<b>Expenditure Heads(Capital Account) - Contd.</b>							
<b>C. Capital Account of Economic Services - Contd.</b>							
<b>(d) Capital Account of Irrigation and Flood Control - Contd.</b>							
<b>4700- Capital Outlay on Major Irrigation - Contd.</b>							
<b><i>Lower Suktal Irrigation Project-Commercial - Concl'd.</i></b>							
796- Tribal Area Sub-Plan							
(i) Accelerated Irrigation Benefit Programme (AIBP)	..	64,41.74	..	64,41.74	1,02,78.60	12,53.68	(+)413.83
<b>Total - 796</b>	..	64,41.74	..	64,41.74	1,02,78.60	12,53.68	(+)413.83
800- Other Expenditure							
(i) Project Expenses	..	..	..	..	1,91,32.46	..	..
(ii) Accelerated Irrigation Benefit Programme (AIBP)	..	69,44.51	..	69,44.51	1,71,28.79	6,03.84	(+)1050.06
<b>Total - 800</b>	..	69,44.51	..	69,44.51	3,62,61.25	6,03.84	(+)1050.06
<b><i>Total - Lower Suktal Irrigation Project-Commercial</i></b>	..	<b>1,64,96.99</b>	..	<b>1,64,96.99</b>	<b>6,26,45.17</b>	<b>32,25.77</b>	<b>(+)411.41</b>
<b><i>Rengali Irrigation Project-Commercial</i></b>							
001- Direction and Administration							
(i) Chief Engineer{under Overseas Economic Co-operation Fund (OECF)}- Office Establishment	..	..	..	..	75.78	..	..
(ii) Executive Engineer (under OECF)- Establishment	..	..	..	..	5,03.86	..	..
(iii) Financial Advisor and Chief Accounts Officer (under OECF)- Establishment Charges	..	..	..	..	74.69	..	..
(iv) Financial Advisor and Chief Accounts Officer Establishment (under Right Bank Canal Funded by AIBP)	..	..	..	..	35.98	..	..

## STATEMENT No. 16

## DETAILED STATEMENT OF CAPITAL EXPENDITURE BY MINOR HEADS AND SUB HEADS

Nature of expenditure	Expenditure during the year 2015-16				Expenditure to end of 2015-16	Expenditure during the year 2014-15	Per cent Increase (+)/ Decrease (-)
	Non-Plan	State Plan	CP / GOI				
			Share of CSS	TOTAL			
1	2	3	4	5	6	7	8
<i>Figures in italics represent charged expenditure</i>							(₹ in lakh)
<b>Expenditure Heads(Capital Account) - Contd.</b>							
<b>C. Capital Account of Economic Services - Contd.</b>							
<b>(d) Capital Account of Irrigation and Flood Control - Contd.</b>							
<b>4700- Capital Outlay on Major Irrigation - Contd.</b>							
<b><i>Rengali Irrigation Project-Commercial - Contd.</i></b>							
(v) Headquarters Establishment(under OECF)	..	..	..	..	8.60	..	..
(vi) Land Acquisition Establishment(under OECF)	..	..	..	..	98.56	..	..
(vii) Land Acquisition Establishment(under Right Bank Canal Funded by AIBP)	..	..	..	..	86.73	..	..
(viii) Medical Establishment (under OECF)	..	..	..	..	28,47.24	..	..
(ix) Resettlement and Rehabilitation Organisation (under OEFC)	..	..	..	..	44.74	..	..
(x) Right Bank Canal(funded by AIBP)- Chief Engineer's	..	..	..	..	33.30	..	..
(xi) Superintending Engineer-Right Bank Canal Funded by AIBP	..	..	..	..	77.56	..	..
(xii) Superintending Engineer(under OECF)- Establishment Charges	..	..	..	..	83.40	..	..
(xiii) Education Establishment(under OECF)	..	..	..	..	5.54	..	..
(xiv) Executive Engineer(under Right Bank Canal funded by AIBP)	..	..	..	..	5,29.50	..	..
(xv) Accelerated Irrigation Benefit Programme (AIBP)	..	17,35.98	..	17,35.98	1,16,02.63	17,07.26	(+)1.68
(xvi) Japan Bank for International Co-operation (JBIC) Assisted Rengali Irrigation Project(EAP)-Phase-I	..	..	..	..	90,96.40	..	..
(xvii) JBIC Assisted Rengali Irrigation Project(EAP)-Phase-II	..	18,93.00	..	18,93.00	37,33.61	18,40.60	(+)2.85
<b>Total - 001</b>	..	36,28.98	..	36,28.98	2,89,38.13	35,47.86	(+)2.29

## STATEMENT No. 16

## DETAILED STATEMENT OF CAPITAL EXPENDITURE BY MINOR HEADS AND SUB HEADS

Nature of expenditure	Expenditure during the year 2015-16				Expenditure to end of 2015-16	Expenditure during the year 2014-15	Per cent Increase (+)/ Decrease (-)
	Non-Plan	State Plan	CP / GOI Share of CSS	TOTAL			
1	2	3	4	5	6	7	8
<i>Figures in italics represent charged expenditure</i>							(₹ in lakh)
<b>Expenditure Heads(Capital Account) - Contd.</b>							
<b>C. Capital Account of Economic Services - Contd.</b>							
<b>(d) Capital Account of Irrigation and Flood Control - Contd.</b>							
<b>4700- Capital Outlay on Major Irrigation - Contd.</b>							
<b><i>Rengali Irrigation Project-Commercial - Contd.</i></b>							
789- Special Component Plan for Scheduled Castes							
(i) Project Expenses- Funded (under OECF)	..	..	..	..	40,69.30	..	..
(ii) Project Expenses- Funded (under AIBP)	..	..	..	..	8,40.95	..	..
(iii) Accelerated Irrigation Benefit Programme (AIBP)	..	34,60.30	..	34,60.30	2,47,18.34	19,55.01	(+)77.00
(iv) JBIC Assisted Rengali Irrigation Project (EAP)-Phase-I	..	..	..	..	2,04,82.40	..	..
(v) JBIC Assisted Rengali Irrigation Project (EAP)-Phase-II	..	32,30.55	..	32,30.55	99,73.20	35,24.34	(-)8.34
<b>Total - 789</b>	..	66,90.85	..	66,90.85	6,00,84.19	54,79.35	(+)22.11
796- Tribal Area Sub-Plan							
(i) Accelerated Irrigation Benefit Programme (AIBP)	..	13,06.22	..	13,06.22	24,38.16	9,25.23	(+)41.18
(ii) JBIC Assisted Rengali Irrigation Project(EAP)-Phase-I	..	..	..	..	14,57.11	..	..
(iii) JBIC Assisted Rengali Irrigation Project(EAP)-Phase-II	..	45,12.58	..	45,12.58	1,01,37.84	46,74.34	(-)3.46
<b>Total - 796</b>	..	58,18.80	..	58,18.80	1,40,33.10	55,99.57	(+)3.92
799- Suspense							
(i) Project Expenses- Funded (under OECF)	..	..	..	..	1,31.52	..	..

## STATEMENT No. 16

## DETAILED STATEMENT OF CAPITAL EXPENDITURE BY MINOR HEADS AND SUB HEADS

Nature of expenditure	Expenditure during the year 2015-16				Expenditure to end of 2015-16	Expenditure during the year 2014-15	Per cent Increase (+)/ Decrease (-)
	Non-Plan	State Plan	CP / GOI Share of CSS	TOTAL			
1	2	3	4	5	6	7	8
<i>Figures in italics represent charged expenditure</i>							(₹ in lakh)
<b>Expenditure Heads(Capital Account) - Contd.</b>							
<b>C. Capital Account of Economic Services - Contd.</b>							
<b>(d) Capital Account of Irrigation and Flood Control - Contd.</b>							
<b>4700- Capital Outlay on Major Irrigation - Contd.</b>							
<b><i>Rengali Irrigation Project-Commercial - Contd.</i></b>							
(ii) Project Expenses- Funded under AIBP							..
(iii) Accelerated Irrigation Benefit Programme (AIBP)							..
(iv) JBIC Assisted Rengali Irrigation Project(EAP)-Phase-I	..	..	..	..	(-)2,37.00 (A)	(-)10.49	
<b>Total - 799</b>						(-)10.49	
<b>800- Other Expenditure</b>							
(i) Project Expenses- Funded (under OECF)	..	..	..	..	1,23,59.66	..	..
(ii) Project Expenses- Funded under AIBP	..	..	..	..	14,04,74.25	..	..
(iii) Accelerated Irrigation Benefit Programme (AIBP)	..	96,05.34	..	96,05.34	3,93,24.72	60,94.21	(+)57.61
(iv) JBIC Assisted Rengali Irrigation Project(EAP)-Phase-I	..	1,89.73	..	1,89.73	2,01,32.71	4,97.60	(-)61.87
(v) JBIC Assisted Rengali Irrigation Project(EAP)-Phase-II	..	79,90.89	..	79,90.89	1,77,03.36	42,50.16	(+)88.01
<b>Total - 800</b>	..	1,77,85.96	..	1,77,85.96	22,99,94.70	1,08,41.97	(+)64.05

(A) Due to account of more suspense credit than debit.



## STATEMENT No. 16

## DETAILED STATEMENT OF CAPITAL EXPENDITURE BY MINOR HEADS AND SUB HEADS

Nature of expenditure	Expenditure during the year 2015-16				Expenditure to end of 2015-16	Expenditure during the year 2014-15	Per cent Increase (+)/ Decrease (-)
	Non-Plan	State Plan	CP / GOI Share of CSS	TOTAL			
1	2	3	4	5	6	7	8
<i>Figures in italics represent charged expenditure</i>							(₹ in lakh)
<b>Expenditure Heads(Capital Account) - Contd.</b>							
<b>C. Capital Account of Economic Services - Contd.</b>							
<b>(d) Capital Account of Irrigation and Flood Control - Contd.</b>							
<b>4700- Capital Outlay on Major Irrigation - Contd.</b>							
<b><i>Rengali Irrigation Project-Commercial - Concl.</i></b>							
901- Deduct- Receipts and Recoveries on Capital Account							
(i) Deduct-Recoveries	..	..	..	..	(-)5,27.50	..	..
<b>Total - 901</b>	..	..	..	..	(-)5,27.50	..	..
<b><i>Total - Rengali Irrigation Project-Commercial</i></b>	..	<b>3,39,24.59</b>	..	<b>3,39,24.59</b>	<b>33,21,68.54</b>	<b>2,54,58.26</b>	<b>(+)33.26</b>
<b><i>Subarnarekha Irrigation Project-Commercial</i></b>							
001- Direction and Administration							
(i) Chief Engineer, Office Establishment	..	..	..	..	86.61	..	..
(ii) Education Establishment	..	..	..	..	..	..	..
(iii) Executive Establishment	..	..	..	..	5,63.55	..	..
(iv) Financial Advisor and Chief Accounts Officer- Establishment Charges	..	..	..	..	51.92	..	..
(v) Headquarters Establishment Secretariat	..	..	..	..	1.46	..	..
(vi) Land Acquisition Establishment	..	..	..	..	65.39	..	..
(vii) Superintending Engineers- Establishment	..	..	..	..	55.09	..	..
(viii) Accelerated Irrigation Benefit Programme (AIBP)	..	14,30.55	..	14,30.55	1,27,06.84	18,25.21	(-)21.62

## STATEMENT No. 16

## DETAILED STATEMENT OF CAPITAL EXPENDITURE BY MINOR HEADS AND SUB HEADS

Nature of expenditure	Expenditure during the year 2015-16				Expenditure to end of 2015-16	Expenditure during the year 2014-15	Per cent Increase (+)/ Decrease (-)
	Non-Plan	State Plan	CP / GOI Share of CSS	TOTAL			
1	2	3	4	5	6	7	8
<i>Figures in italics represent charged expenditure</i>							(₹ in lakh)
<b>Expenditure Heads(Capital Account) - Contd.</b>							
<b>C. Capital Account of Economic Services - Contd.</b>							
<b>(d) Capital Account of Irrigation and Flood Control - Contd.</b>							
<b>4700- Capital Outlay on Major Irrigation - Contd.</b>							
<i>Subarnarekha Irrigation Project-Commercial - Contd.</i>							
(ix) Command Area Development & Water Management (CAD&WM) work in AIBP Projects	..	2,10.39	..	2,10.39	3,31.11	1,20.72	(+)74.28
<b>Total - 001</b>	..	16,40.94	..	16,40.94	1,52,81.33	19,45.93	(-)15.67
789- Special Component Plan for Scheduled Castes							
(i) Accelerated Irrigation Benefit Programme (AIBP)	..	50,12.83	..	50,12.83	12,50,57.40	56,75.23	(-)11.67
(ii) CAD&WM work in AIBP Projects	..	53.44	..	53.44	63.11	9.67	(+)452.64
<b>Total - 789</b>	..	50,66.27	..	50,66.27	12,51,20.51	56,84.90	(-)10.88
796- Tribal Area Sub-Plan							
(i) Accelerated Irrigation Benefit Programme (AIBP)	..	1,53,44.56	..	1,53,44.56	9,89,33.89	1,81,31.64	(-)15.37
(ii) CAD&WM work in AIBP Projects	..	41.46	..	41.46	41.46	..	..
<b>Total - 796</b>	..	1,53,86.02	..	1,53,86.02	9,89,75.35	1,81,31.64	(-)15.14
799- Suspense							
(i) Suspense	..	..	..	..	(-)72.98	..	..

## STATEMENT No. 16

## DETAILED STATEMENT OF CAPITAL EXPENDITURE BY MINOR HEADS AND SUB HEADS

Nature of expenditure	Expenditure during the year 2015-16				Expenditure to end of 2015-16	Expenditure during the year 2014-15	Per cent Increase (+)/ Decrease (-)
	Non-Plan	State Plan	CP / GOI				
			Share of CSS	TOTAL			
1	2	3	4	5	6	7	8
<i>Figures in italics represent charged expenditure</i>							(₹ in lakh)
<b>Expenditure Heads(Capital Account) - Contd.</b>							
<b>C. Capital Account of Economic Services - Contd.</b>							
<b>(d) Capital Account of Irrigation and Flood Control - Contd.</b>							
<b>4700- Capital Outlay on Major Irrigation - Contd.</b>							
<i>Subarnarekha Irrigation Project-Commercial - Concl'd.</i>							
<b>Total - 799</b>	..	..	..	..	(-)72.98	..	..
800- Other Expenditure							
(i) Project Expenses	..	..	..	..	7,38,42.11	..	..
(ii) Accelerated Irrigation Benefit Programme (AIBP)	..	43,66.60	..	43,66.60	1,32,25.59	19,96.37	(+)118.73
(iii) CAD&WM work in AIBP Projects	..	1,15.09	..	1,15.09	1,15.09	..	..
<b>Total - 800</b>	..	44,81.69	..	44,81.69	8,71,82.79	19,96.37	(+)124.49
<b>Total - Subarnarekha Irrigation Project-Commercial</b>	..	<b>2,65,74.92</b>	..	<b>2,65,74.92</b>	<b>32,64,87.00</b>	<b>2,77,58.84</b>	<b>(-)4.27</b>
<i>General</i>							
004- Research							
(i) Irrigation Research Institute	..	..	..	..	37.18	..	..
<b>Total - 004</b>	..	..	..	..	37.18	..	..
190- Assistance to Public Sector and Other Undertakings							
(i) Share Capital Investment	..	..	..	..	6,00.00	..	..
<b>Total - 190</b>	..	..	..	..	6,00.00	..	..
<b>Total - General</b>	..	..	..	..	<b>6,37.18</b>	..	..

## STATEMENT No. 16

## DETAILED STATEMENT OF CAPITAL EXPENDITURE BY MINOR HEADS AND SUB HEADS

Nature of expenditure	Expenditure during the year 2015-16				Expenditure to end of 2015-16	Expenditure during the year 2014-15	Per cent Increase (+)/ Decrease (-)
	Non-Plan	State Plan	CP / GOI Share of CSS	TOTAL			
1	2	3	4	5	6	7	8
<i>Figures in italics represent charged expenditure</i>							(₹ in lakh)
<b>Expenditure Heads(Capital Account) - Contd.</b>							
<b>C. Capital Account of Economic Services - Contd.</b>							
<b>(d) Capital Account of Irrigation and Flood Control - Contd.</b>							
<b>4700- Capital Outlay on Major Irrigation - Concltd.</b>							
<i>All Other Old Completed Projects</i>	..	..	..	..	<b>7,96,66.37</b>	..	..
<i>Total - All Other Old Completed Projects</i>	..	..	..	..	<b>7,96,66.37</b>	..	..
<b>Total -4700</b>	..	<b>13,24,77.06</b>	..	<b>13,24,77.06</b>	<b>1,38,79,53.55</b>	<b>9,66,19.35</b>	<b>(+)37.11</b>
<b>Salary</b>	..	<b>95,53.04</b>	..	<b>95,53.04</b>	..	<b>92,82.01</b>	<b>(+)2.92</b>
<b>4701- Capital Outlay on Medium Irrigation</b>							
<b><i>Baghalati Irrigation Project-Commercial</i></b>							
001- Direction and Administration							
(i) Executive Establishment	..	..	..	..	1,89.35	..	..
(ii) Land Acquisition Establishment	..	..	..	..	24.71	..	..
(iii) Rural Infrastructure Development Fund (RIDF)	..	..	..	..	4,67.09	..	..
(iv) Medium Irrigation Project under State Plan	..	..	..	..	3,83.93	1,36.56	..
(v) Water Sector Infrastructure Development Programme (WSIDP)	..	1,70.67	..	1,70.67	1,70.67	..	..
<b>Total - 001</b>	..	<b>1,70.67</b>	..	<b>1,70.67</b>	<b>12,35.75</b>	<b>1,36.56</b>	<b>(+)24.98</b>
789- Special Component Plan for Scheduled Castes							
(i) Project Expenses	..	..	..	..	8,15.58	..	..
(ii) Rural Infrastructure Development Fund (RIDF)	..	..	..	..	16,91.03	..	..

## STATEMENT No. 16

## DETAILED STATEMENT OF CAPITAL EXPENDITURE BY MINOR HEADS AND SUB HEADS

Nature of expenditure	Expenditure during the year 2015-16				Expenditure to end of 2015-16	Expenditure during the year 2014-15	Per cent Increase (+)/ Decrease (-)
	Non-Plan	State Plan	CP / GOI Share of CSS	TOTAL			
1	2	3	4	5	6	7	8
<i>Figures in italics represent charged expenditure</i>							(₹ in lakh)
<b>Expenditure Heads(Capital Account) - Contd.</b>							
<b>C. Capital Account of Economic Services - Contd.</b>							
<b>(d) Capital Account of Irrigation and Flood Control - Contd.</b>							
<b>4701- Capital Outlay on Medium Irrigation - Contd.</b>							
<b><i>Baghalati Irrigation Project-Commercial - Concltd.</i></b>							
(iii) Medium Irrigation Project under State Plan	..	..	..	..	2,71.75	..	..
(iv) Water Sector Infrastructure Development Programme (WSIDP)	..	99.91	..	99.91	1,61.29	61.38	(+)62.77
<b>Total - 789</b>	..	99.91	..	99.91	29,39.65	61.38	(+)62.77
<b>796- Tribal Area Sub-Plan</b>							
(i) Medium Irrigation Project under State Plan	..	..	..	..	2,54.36	..	..
(ii) Water Sector Infrastructure Development Programme (WSIDP)	..	1,09.95	..	1,09.95	1,26.91	16.96	(+)548.29
<b>Total - 796</b>	..	1,09.95	..	1,09.95	3,81.28	16.96	(+)548.29
<b>800- Other Expenditure</b>							
(i) Project Expenses	..	..	..	..	1,13,03.41	..	..
(ii) Rural Infrastructure Development Fund (RIDF)	..	..	..	..	6,57.40	..	..
(iii) Medium Irrigation Project under State Plan	..	..	..	..	2,96.61	37.19	..
(iv) Water Sector Infrastructure Development Programme (WSIDP)	..	3,30.04	..	3,30.04	3,68.90	38.86	(+)749.31
<b>Total - 800</b>	..	3,30.04	..	3,30.04	1,26,26.32	76.05	(+)333.98
<b>Total - Baghalati Irrigation Project-Commercial</b>	..	<b>7,10.57</b>	..	<b>7,10.57</b>	<b>1,71,83.00</b>	<b>2,90.95</b>	<b>(+)144.22</b>

## STATEMENT No. 16

## DETAILED STATEMENT OF CAPITAL EXPENDITURE BY MINOR HEADS AND SUB HEADS

Nature of expenditure	Expenditure during the year 2015-16				Expenditure to end of 2015-16	Expenditure during the year 2014-15	Per cent Increase (+)/ Decrease (-)
	Non-Plan	State Plan	CP / GOI Share of CSS	TOTAL			
1	2	3	4	5	6	7	8
<i>Figures in italics represent charged expenditure</i>							<b>(₹ in lakh)</b>
<b>Expenditure Heads(Capital Account) - Contd.</b>							
<b>C. Capital Account of Economic Services - Contd.</b>							
<b>(d) Capital Account of Irrigation and Flood Control - Contd.</b>							
<b>4701- Capital Outlay on Medium Irrigation - Contd.</b>							
<b><i>Chheligada Irrigation Project-Commercial(AIBP)</i></b>							
001- Direction and Administration							
(i) Executive Establishment	..	..	..	..	2,94.35	..	..
(ii) Accelerated Irrigation Benefit Programme (AIBP)	..	3,54.31	..	3,54.31	19,16.55	2,95.99	(+)19.70
<b>Total - 001</b>	..	3,54.31	..	3,54.31	22,10.90	2,95.99	(+)19.70
789- Special Component Plan for Scheduled Castes							
(i) Project Expenses	..	..	..	..	18.36	..	..
(ii) Accelerated Irrigation Benefit Programme (AIBP)	..	1,89.96	..	1,89.96	37,27.53	84.82	(+)123.96
<b>Total - 789</b>	..	1,89.96	..	1,89.96	37,45.89	84.82	(+)123.96
796- Tribal Area Sub-Plan							
(i) Accelerated Irrigation Benefit Programme (AIBP)	..	1,99.95	..	1,99.95	8,55.88	94.84	(+)110.83
<b>Total - 796</b>	..	1,99.95	..	1,99.95	8,55.88	94.84	(+)110.83
800- Other Expenditure							
(i) Project Expenses	..	..	..	..	34,87.78	..	..
(ii) Wages Establishment	..	..	..	..	12.08	..	..
(iii) Accelerated Irrigation Benefit Programme (AIBP)	..	2,45.47	..	2,45.47	34,68.84	2,14.03	(+)14.69
<b>Total - 800</b>	..	2,45.47	..	2,45.47	69,68.71	2,14.03	(+)14.69
<b><i>Total - Chheligada Irrigation Project-Commercial (AIBP)</i></b>	..	<b>9,89.69</b>	..	<b>9,89.69</b>	<b>1,37,81.38</b>	<b>6,89.68</b>	<b>(+)43.50</b>

## STATEMENT No. 16

## DETAILED STATEMENT OF CAPITAL EXPENDITURE BY MINOR HEADS AND SUB HEADS

Nature of expenditure	Expenditure during the year 2015-16				Expenditure to end of 2015-16	Expenditure during the year 2014-15	Per cent Increase (+)/ Decrease (-)
	Non-Plan	State Plan	CP / GOI				
			Share of CSS	TOTAL			
1	2	3	4	5	6	7	8
<i>Figures in italics represent charged expenditure</i>							(₹ in lakh)
<b>Expenditure Heads(Capital Account) - Contd.</b>							
<b>C. Capital Account of Economic Services - Contd.</b>							
<b>(d) Capital Account of Irrigation and Flood Control - Contd.</b>							
<b>4701- Capital Outlay on Medium Irrigation - Contd.</b>							
<i>Deo Irrigation Project-Commercial</i>							
001- Direction and Administration							
(i) Executive Establishment	..	..	..	..	68.20	..	..
(ii) Land Acquisition Establishment	..	..	..	..	29.48	..	..
(iii) Rural Infrastructure Development Fund (RIDF)	..	..	..	..	5,82.20	..	..
(iv) Medium Irrigation Project under State Plan	..	..	..	..	5,46.92	2,04.27	..
(v) Water Sector Infrastructure Development Programme (WSIDP)	..	1,94.81	..	1,94.81	1,94.81	..	..
<b>Total - 001</b>	..	1,94.81	..	1,94.81	14,21.61	2,04.27	(-)4.63
789- Special Component Plan for Scheduled Castes							
(i) Medium Irrigation Project under State Plan	..	..	..	..	47.84	..	..
(ii) Water Sector Infrastructure Development Programme (WSIDP)	..	..	..	..	2,30.44	2,30.44	..
<b>Total - 789</b>	..	..	..	..	2,78.28	2,30.44	..
796- Tribal Area Sub-Plan							
(i) Project Expenses	..	..	..	..	69,32.65	..	..
(ii) Rural Infrastructure Development Fund (RIDF)	..	..	..	..	37,25.73	..	..
(iii) Medium Irrigation Project under State Plan	..	..	..	..	7,30.42	86.01	..
(iv) Water Sector Infrastructure Development Programme (WSIDP)	..	14,92.76	..	14,92.76	20,61.11	5,68.35	(+)162.65
<b>Total - 796</b>	..	14,92.76	..	14,92.76	1,34,49.91	6,54.36	(+)128.13

## STATEMENT No. 16

## DETAILED STATEMENT OF CAPITAL EXPENDITURE BY MINOR HEADS AND SUB HEADS

Nature of expenditure	Expenditure during the year 2015-16				Expenditure to end of 2015-16	Expenditure during the year 2014-15	Per cent Increase (+)/ Decrease (-)
	Non-Plan	State Plan	CP / GOI Share of CSS	TOTAL			
1	2	3	4	5	6	7	8
<i>Figures in italics represent charged expenditure</i>							(₹ in lakh)
<b>Expenditure Heads(Capital Account) - Contd.</b>							
<b>C. Capital Account of Economic Services - Contd.</b>							
<b>(d) Capital Account of Irrigation and Flood Control -</b>							
<b>4701- Capital Outlay on Medium Irrigation - Contd.</b>							
<b><i>Deo Irrigation Project-Commercial - Concl'd.</i></b>							
799- Suspense							
(i) Suspense	..	..	..	..	(-)0.64	..	..
<b>Total - 799</b>	..	..	..	..	(-)0.64	..	..
800- Other Expenditure							
(i) Medium Irrigation Project under State Plan	..	..	..	..	1,37.43	..	..
(ii) Water Sector Infrastructure Development Programme (WSIDP)	..	12,86.77	..	12,86.77	20,68.02	7,81.25	(+)64.71
<b>Total - 800</b>	..	12,86.77	..	12,86.77	22,05.46	7,81.25	(+)64.71
<b>Total - Deo Irrigation Project-Commercial</b>	..	<b>29,74.35</b>	..	<b>29,74.35</b>	<b>1,73,54.62</b>	<b>18,70.33</b>	<b>(+)59.03</b>
<b><i>Manjore Irrigation Project-Commercial</i></b>							
001- Direction and Administration							
(i) Executive Engineer(under AIBP)- Establishment	..	..	..	..	58.99	..	..
(ii) Accelerated Irrigation Benefit Programme (AIBP)	..	..	..	..	5,20.25	..	..
(iii) Medium Irrigation Project under State Plan	..	..	..	..	2,27.38	1,25.84	..



## STATEMENT No. 16

## DETAILED STATEMENT OF CAPITAL EXPENDITURE BY MINOR HEADS AND SUB HEADS

Nature of expenditure	Expenditure during the year 2015-16				Expenditure to end of 2015-16	Expenditure during the year 2014-15	Per cent Increase (+)/ Decrease (-)
	Non-Plan	State Plan	CP / GOI				
			Share of CSS	TOTAL			
1	2	3	4	5	6	7	8
<i>Figures in italics represent charged expenditure</i>							(₹ in lakh)
<b>Expenditure Heads(Capital Account) - Contd.</b>							
<b>C. Capital Account of Economic Services - Contd.</b>							
<b>(d) Capital Account of Irrigation and Flood Control - Contd.</b>							
<b>4701- Capital Outlay on Medium Irrigation - Contd.</b>							
<i>Manjore Irrigation Project-Commercial - Contd.</i>							
(iv) Water Sector Infrastructure Development Programme (WSIDP)	..	1,32.55	..	1,32.55	1,32.55	..	..
<b>Total - 001</b>	..	1,32.55	..	1,32.55	9,39.16	1,25.84	(+)5.33
789- Special Component Plan for Scheduled Castes							
(i) Project Expenses	..	..	..	..	1,14.79	..	..
(ii) Accelerated Irrigation Benefit Programme (AIBP)	..	..	..	..	49,07.80	..	..
(iii) Medium Irrigation Project under State Plan	..	..	..	..	5,31.33	53.40	..
(iv) Water Sector Infrastructure Development Programme (WSIDP)	..	3,66.51	..	3,66.51	6,90.32	3,23.81	(+)13.19
<b>Total - 789</b>	..	3,66.51	..	3,66.51	62,44.24	3,77.21	(-)2.84
796- Tribal Area Sub-Plan							
(i) Medium Irrigation Project under State Plan	..	..	..	..	1,93.86	..	..
(ii) Water Sector Infrastructure Development Programme (WSIDP)	..	2,50.00	..	2,50.00	4,83.87	2,33.87	(+)6.90
<b>Total - 796</b>	..	2,50.00	..	2,50.00	6,77.73	2,33.87	(+)6.90
799- Suspense							
(i) Suspense	..	..	..	..	(-)2.75	..	..

## STATEMENT No. 16

## DETAILED STATEMENT OF CAPITAL EXPENDITURE BY MINOR HEADS AND SUB HEADS

Nature of expenditure	Expenditure during the year 2015-16				Expenditure to end of 2015-16	Expenditure during the year 2014-15	Per cent Increase (+)/ Decrease (-)
	Non-Plan	State Plan	CP / GOI				
			Share of CSS	TOTAL			
1	2	3	4	5	6	7	8
<i>Figures in italics represent charged expenditure</i>							(₹ in lakh)
<b>Expenditure Heads(Capital Account) - Contd.</b>							
<b>C. Capital Account of Economic Services - Contd.</b>							
<b>(d) Capital Account of Irrigation and Flood Control - Contd.</b>							
<b>4701- Capital Outlay on Medium Irrigation - Contd.</b>							
<b><i>Manjore Irrigation Project-Commercial - Concl'd.</i></b>							
<b>Total - 799</b>	..	..	..	..	(-)2.75	..	..
800- Other Expenditure							
(i) Project Expenses- Funded under AIBP	..	..	..	..	1,30,88.70	..	..
(ii) Accelerated Irrigation Benefit Programme (AIBP)	..	..	..	..	40,52.33	..	..
(iii) Medium Irrigation Project under State Plan	..	..	..	..	6,01.51	..	..
(iv) Water Sector Infrastructure Development Programme (WSIDP)	..	<i>10</i>	..	..	20,25.66	7,91.33	(+)55.98
	..	<i>10</i>	..	..	12,34.33	7,91.33	(+)55.98
<b>Total - 800</b>	..	12,24.33	..	12,34.33	1,97,68.20	7,91.33	(+)55.98
	..	<i>10.00</i>	..	..	2,76,26.58	15,28.25	(+)29.78
<b>Total - Manjore Irrigation Project-Commercial</b>	..	<b>19,73.39</b>	..	<b>19,83.39</b>	<b>2,76,26.58</b>	<b>15,28.25</b>	<b>(+)29.78</b>
<b><i>Rajua Irrigation Project-Commercial (NABARD)</i></b>							
789- Special Component Plan for Scheduled Castes							
(i) Project Expenses	..	..	..	..	1,02.33	..	..
(ii) Rural Infrastructure Development Fund (RIDF)	..	..	..	..	87.89	..	..
<b>Total - 789</b>	..	..	..	..	1,90.22	..	..

## STATEMENT No. 16

## DETAILED STATEMENT OF CAPITAL EXPENDITURE BY MINOR HEADS AND SUB HEADS

Nature of expenditure	Expenditure during the year 2015-16				Expenditure to end of 2015-16	Expenditure during the year 2014-15	Per cent Increase (+)/ Decrease (-)
	Non-Plan	State Plan	CP / GOI				
			Share of CSS	TOTAL			
1	2	3	4	5	6	7	8
<i>Figures in italics represent charged expenditure</i>							(₹ in lakh)
<b>Expenditure Heads(Capital Account) - Contd.</b>							
<b>C. Capital Account of Economic Services - Contd.</b>							
<b>(d) Capital Account of Irrigation and Flood Control - Contd.</b>							
<b>4701- Capital Outlay on Medium Irrigation - Contd.</b>							
<b><i>Rajua Irrigation Project-Commercial(NABARD) - Concl.</i></b>							
800- Other Expenditure							
(i) Project Expenses	..	..	..	..	0.76	..	..
(ii) Rural Infrastructure Development Fund (RIDF)	..	..	..	..	3,92.43	..	..
<b>Total - 800</b>	..	..	..	..	3,93.19	..	..
<b><i>Total - Rajua Irrigation Project-</i></b>	..	..	..	..	<b>5,83.41</b>	..	..
<b><i>Ret Irrigation Project-Commercial(AIBP)</i></b>							
001- Direction and Administration							
(i) Executive Establishment	..	..	..	..	1,07.82	..	..
(ii) Accelerated Irrigation Benefit Programme (AIBP)	..	1,71.06	..	1,71.06	9,11.65	1,22.85	(+)39.24
<b>Total - 001</b>	..	1,71.06	..	1,71.06	10,19.47	1,22.85	(+)39.24
789- Special Component Plan for Scheduled Castes							
(i) Accelerated Irrigation Benefit Programme (AIBP)	..	9,42.33	..	9,42.33	25,54.97	3,50.43	(+)168.91
<b>Total - 789</b>	..	9,42.33	..	9,42.33	25,54.97	3,50.43	(+)168.91
796- Tribal Area Sub-Plan							
(i) Project Expenses	..	..	..	..	37,53.85	..	..

## STATEMENT No. 16

## DETAILED STATEMENT OF CAPITAL EXPENDITURE BY MINOR HEADS AND SUB HEADS

Nature of expenditure	Expenditure during the year 2015-16				Expenditure to end of 2015-16	Expenditure during the year 2014-15	Per cent Increase (+)/ Decrease (-)
	Non-Plan	State Plan	CP / GOI				
			Share of CSS	TOTAL			
1	2	3	4	5	6	7	8
<i>Figures in italics represent charged expenditure</i>							(₹ in lakh)
<b>Expenditure Heads(Capital Account) - Contd.</b>							
<b>C. Capital Account of Economic Services - Contd.</b>							
<b>(d) Capital Account of Irrigation and Flood Control - Contd.</b>							
<b>4701- Capital Outlay on Medium Irrigation - Contd.</b>							
<b><i>Ret Irrigation Project-Commercial(AIBP) - Concl'd.</i></b>							
(ii) Wages Establishment	..	..	..	..	4.87	..	..
(iii) Accelerated Irrigation Benefit Programme (AIBP)	..	15,75.05	..	15,75.05	75,22.31	9,73.69	(+)61.76
<b>Total - 796</b>	..	15,75.05	..	15,75.05	1,12,81.04	9,73.69	(+)61.76
<b>800- Other Expenditure</b>							
(i) Accelerated Irrigation Benefit Programme (AIBP)	..	<i>1,49.73</i>	..	..	..	..	..
	..	22,03.67	..	23,53.40	92,75.07	5,34.39	(+)340.39
(ii) CAD&WM work in AIBP Projects	..	32.81	..	32.81	32.81	..	..
<b>Total - 800</b>	..	<i>1,49.73</i>	..	..	..	..	..
	..	22,36.48	..	23,86.21	93,07.88	5,34.39	(+)346.53
<b>Total - Ret Irrigation Project-Commercial(AIBP)</b>	..	<i>1,49.73</i>	..	..	..	..	..
	..	<b>49,24.92</b>	..	<b>50,74.65</b>	<b>2,41,63.36</b>	<b>19,81.36</b>	<b>(+)156.12</b>
<b><i>Rukura Irrigation Project-Commercial</i></b>							
<b>001- Direction and Administration</b>							
(i) Executive Establishment	..	..	..	..	47.04	..	..
(ii) Accelerated Irrigation Benefit Programme (AIBP)	..	..	..	..	2,99.95	..	..

## STATEMENT No. 16

## DETAILED STATEMENT OF CAPITAL EXPENDITURE BY MINOR HEADS AND SUB HEADS

Nature of expenditure	Expenditure during the year 2015-16				Expenditure to end of 2015-16	Expenditure during the year 2014-15	Per cent Increase (+)/ Decrease (-)
	Non-Plan	State Plan	CP / GOI				
			Share of CSS	TOTAL			
1	2	3	4	5	6	7	8
<i>Figures in italics represent charged expenditure</i>							(₹ in lakh)
<b>Expenditure Heads(Capital Account) - Contd.</b>							
<b>C. Capital Account of Economic Services - Contd.</b>							
<b>(d) Capital Account of Irrigation and Flood Control - Contd.</b>							
<b>4701- Capital Outlay on Medium Irrigation - Contd.</b>							
<b><i>Rukura Irrigation Project-Commercial - Concl'd.</i></b>							
<b>Total - 001</b>	..	..	..	..	3,46.99	..	..
789- Special Component Plan for Scheduled Castes							
(i) Project Expenses	..	..	..	..	1,07.98	..	..
(ii) Accelerated Irrigation Benefit Programme (AIBP)	..	8,23.97	..	8,23.97	23,94.89	12,26.55	(-)32.82
<b>Total - 789</b>	..	8,23.97	..	8,23.97	25,02.88	12,26.55	(-)32.82
796- Tribal Area Sub-Plan							
(i) Accelerated Irrigation Benefit Programme (AIBP)	..	37,86.99	..	37,86.99	1,35,53.36	32,80.96	(+)15.42
(ii) CAD&WM work in AIBP Projects	..	26.05	..	26.05	46.05	20.00	(+)30.25
<b>Total - 796</b>	..	38,13.04	..	38,13.04	1,35,99.41	33,00.96	(+)15.51
800- Other Expenditure							
(i) Project Expenses	..	..	..	..	21,33.27	..	..
(ii) Accelerated Irrigation Benefit Programme (AIBP)	..	13,49.92	..	13,49.92	41,75.40	11,39.01	(+)18.52
(iii) CAD&WM work in AIBP Projects	..	9.89	..	9.89	9.89	..	..
<b>Total - 800</b>	..	13,59.81	..	13,59.81	63,18.56	11,39.01	(+)19.39
<b>Total - Rukura Irrigation Project-Commercial</b>	..	<b>59,96.82</b>	..	<b>59,96.82</b>	<b>2,27,67.84</b>	<b>56,66.52</b>	<b>(+)5.83</b>

## STATEMENT No. 16

## DETAILED STATEMENT OF CAPITAL EXPENDITURE BY MINOR HEADS AND SUB HEADS

Nature of expenditure	Expenditure during the year 2015-16				Expenditure to end of 2015-16	Expenditure during the year 2014-15	Per cent Increase (+)/ Decrease (-)
	Non-Plan	State Plan	CP / GOI				
			Share of CSS	TOTAL			
1	2	3	4	5	6	7	8
<i>Figures in italics represent charged expenditure</i>							(₹ in lakh)
<b>Expenditure Heads(Capital Account) - Contd.</b>							
<b>C. Capital Account of Economic Services - Contd.</b>							
<b>(d) Capital Account of Irrigation and Flood Control - Contd.</b>							
<b>4701- Capital Outlay on Medium Irrigation - Contd.</b>							
<i>Telengiri Irrigation Project-Commercial</i>							
001- Direction and Administration							
(i) Executive Establishment	..	..	..	..	1,04.36	..	..
(ii) Land Acquisition Establishment	..	..	..	..	2,92.71	..	..
(iii) Superintending Engineers- Establishment	..	..	..	..	25.37	..	..
(iv) Accelerated Irrigation Benefit Programme (AIBP)	..	5,64.61	..	5,64.61	30,19.56	4,73.37	(+)19.27
<b>Total - 001</b>	..	5,64.61	..	5,64.61	34,42.00	4,73.37	(+)19.27
789- Special Component Plan for Scheduled Castes							
(i) Accelerated Irrigation Benefit Programme (AIBP)	..	27,24.23	..	27,24.23	57,71.27	9,81.40	(+)177.59
<b>Total - 789</b>	..	27,24.23	..	27,24.23	57,71.27	9,81.40	(+)177.59
796- Tribal Area Sub-Plan							
(i) Project Expenses	..	..	..	..	17,52.70	..	..
(ii) Accelerated Irrigation Benefit Programme (AIBP)	..	50,50.90	..	50,50.90	2,71,19.93	36,42.41	(+)38.67
<b>Total - 796</b>	..	50,50.90	..	50,50.90	2,88,72.63	36,42.41	(+)38.67

## STATEMENT No. 16

## DETAILED STATEMENT OF CAPITAL EXPENDITURE BY MINOR HEADS AND SUB HEADS

Nature of expenditure	Expenditure during the year 2015-16				Expenditure to end of 2015-16	Expenditure during the year 2014-15	Per cent Increase (+)/ Decrease (-)
	Non-Plan	State Plan	CP / GOI Share of CSS	TOTAL			
1	2	3	4	5	6	7	8
<i>Figures in italics represent charged expenditure</i>							(₹ in lakh)
<b>Expenditure Heads(Capital Account) - Contd.</b>							
<b>C. Capital Account of Economic Services - Contd.</b>							
<b>(d) Capital Account of Irrigation and Flood Control - Contd.</b>							
<b>4701- Capital Outlay on Medium Irrigation - Contd.</b>							
<i>Telengiri Irrigation Project-Commercial - Concl'd.</i>							
800- Other Expenditure							
(i) Project Expenses	..	..	..	..	43,78.98	..	..
(ii) Accelerated Irrigation Benefit Programme (AIBP)	..	13,63.38	..	13,63.38	59,64.19	12,80.60	(+)6.46
<b>Total - 800</b>	..	13,63.38	..	13,63.38	1,03,43.17	12,80.60	(+)6.46
901- Deduct- Receipts and Recoveries on Capital Account							
(i) Deduct-Recoveries	(-)0.07	..	..	(-)0.07	(-)0.07	..	..
<b>Total - 901</b>	(-)0.07	..	..	(-)0.07	(-)0.07	..	..
<b>Total - Telengiri Irrigation Project-Commercial</b>	<b>(-)0.07</b>	<b>97,03.12</b>	..	<b>97,03.05</b>	<b>4,84,29.00</b>	<b>63,77.78</b>	<b>(+)52.14</b>
<i>Titilagarh Irrigation Project-Commercial</i>							
001- Direction and Administration							
(i) Executive Establishment	..	..	..	..	40.61	..	..
(ii) Accelerated Irrigation Benefit Programme (AIBP)	..	..	..	..	3,37.90	..	..
(iii) Medium Irrigation Project under State Plan	..	..	..	..	1,28.23	72.09	..
(iv) Water Sector Infrastructure Development Programme (WSIDP)	..	80.31	..	80.31	80.31	..	..
<b>Total - 001</b>	..	80.31	..	80.31	5,87.04	72.09	(+)11.40
789- Special Component Plan for Scheduled Castes							
(i) Project Expenses	..	..	..	..	2,16.82	..	..
(ii) Accelerated Irrigation Benefit Programme (AIBP)	..	..	..	..	54,26.93	..	..

## STATEMENT No. 16

## DETAILED STATEMENT OF CAPITAL EXPENDITURE BY MINOR HEADS AND SUB HEADS

Nature of expenditure	Expenditure during the year 2015-16				Expenditure to end of 2015-16	Expenditure during the year 2014-15	Per cent Increase (+)/ Decrease (-)
	Non-Plan	State Plan	CP / GOI				
			Share of CSS	TOTAL			
1	2	3	4	5	6	7	8
<i>Figures in italics represent charged expenditure</i>							(₹ in lakh)
<b>Expenditure Heads(Capital Account) - Contd.</b>							
<b>C. Capital Account of Economic Services - Contd.</b>							
<b>(d) Capital Account of Irrigation and Flood Control - Contd.</b>							
<b>4701- Capital Outlay on Medium Irrigation - Contd.</b>							
<i>Titilagarh Irrigation Project-Commercial - Contd.</i>							
(iii) Medium Irrigation Project under State Plan	..	..	..	..	6.50	..	..
(iv) Water Sector Infrastructure Development Programme (WSIDP)	..	..	..	..	54.79	54.79	..
<b>Total - 789</b>	..	..	..	..	57,05.05	54.79	..
796- Tribal Area Sub-Plan							
(i) Project Expenses	..	..	..	..	43,77.31	..	..
(ii) Medium Irrigation Project under State Plan	..	..	..	..	2.57	..	..
(iii) Water Sector Infrastructure Development Programme (WSIDP)	..	..	..	..	70.51	70.51	..
<b>Total - 796</b>	..	..	..	..	44,50.39	70.51	..
800- Other Expenditure							
(i) Project Expenses	..	..	..	..	22,09.28	..	..
(ii) Accelerated Irrigation Benefit Programme (AIBP)	..	..	..	..	2,05.41	..	..
(iii) Medium Irrigation Project under State Plan	..	..	..	..	66.40	30.55	..
(iv) Water Sector Infrastructure Development Programme (WSIDP)	..	3,94.14	..	3,94.14	4,09.71	15.57	(+)2431.41
<b>Total - 800</b>	..	3,94.14	..	3,94.14	28,90.80	46.12	(+)754.60



## STATEMENT No. 16

## DETAILED STATEMENT OF CAPITAL EXPENDITURE BY MINOR HEADS AND SUB HEADS

Nature of expenditure	Expenditure during the year 2015-16				Expenditure to end of 2015-16	Expenditure during the year 2014-15	Per cent Increase (+)/ Decrease (-)
	Non-Plan	State Plan	CP / GOI				
			Share of CSS	TOTAL			
1	2	3	4	5	6	7	8
<i>Figures in italics represent charged expenditure</i>							(₹ in lakh)
<b>Expenditure Heads(Capital Account) - Contd.</b>							
<b>C. Capital Account of Economic Services - Contd.</b>							
<b>(d) Capital Account of Irrigation and Flood Control - Contd.</b>							
<b>4701- Capital Outlay on Medium Irrigation - Contd.</b>							
<i>Titilagarh Irrigation Project-Commercial - Concl'd.</i>							
901- Deduct- Receipts and Recoveries on Capital Account							
(i) Deduct-Recoveries	..	(-)0.04	..	(-)0.04	(-)0.04	..	..
<b>Total - 901</b>	..	(-)0.04	..	(-)0.04	(-)0.04	..	..
<b>Total - Titilagarh Irrigation Project-Commercial</b>	..	<b>4,74.42</b>	..	<b>4,74.42</b>	<b>1,36,33.24</b>	<b>2,43.51</b>	<b>(+)94.83</b>
<i>Hydraulic Research- Commercial (AIBP)</i>							
001- Direction and Administration							
(i) Executive Engineer, HR Division, Burla-Establishment Charges	..	..	..	..	1,10.28	..	..
(ii) Accelerated Irrigation Benefit Programme (AIBP)	..	..	..	..	2,10.83	..	..
(iii) Medium Irrigation Project under State Plan	..	61.20	..	61.20	1,74.68	63.35	(-)3.39
<b>Total - 001</b>	..	61.20	..	61.20	4,95.78	63.35	(-)3.39
800- Other Expenditure							
(i) Project Expenses	..	..	..	..	74.70	..	..
(ii) Accelerated Irrigation Benefit Programme (AIBP)	..	..	..	..	1,98.07	..	..
(iii) Medium Irrigation Project under State Plan	..	64.61	..	64.61	1,81.16	62.53	(+)3.33
<b>Total - 800</b>	..	64.61	..	64.61	4,53.93	62.53	(+)3.33
<b>Total - Hydraulic Research- Commercial (AIBP)</b>	..	<b>1,25.81</b>	..	<b>1,25.81</b>	<b>9,49.71</b>	<b>1,25.88</b>	<b>(-)0.06</b>

## STATEMENT No. 16

## DETAILED STATEMENT OF CAPITAL EXPENDITURE BY MINOR HEADS AND SUB HEADS

Nature of expenditure	Expenditure during the year 2015-16				Expenditure to end of 2015-16	Expenditure during the year 2014-15	Per cent Increase (+)/ Decrease (-)
	Non-Plan	State Plan	CP / GOI				
			Share of CSS	TOTAL			
1	2	3	4	5	6	7	8
<i>Figures in italics represent charged expenditure</i>							(₹ in lakh)
<b>Expenditure Heads(Capital Account) - Contd.</b>							
<b>C. Capital Account of Economic Services - Contd.</b>							
<b>(d) Capital Account of Irrigation and Flood Control - Contd.</b>							
<b>4701- Capital Outlay on Medium Irrigation - Contd.</b>							
<i>Hadua Irrigation Project-Commercial</i>							
001- Direction and Administration							
(i) Executive Establishment	..	..	..	..	15.78	..	..
(ii) Rural Infrastructure Development Fund (RIDF)	..	..	..	..	1,38.49	..	..
(iii) Medium Irrigation Project under State Plan	..	..	..	..	1,00.62	40.97	..
(iv) Water Sector Infrastructure Development Programme (WSIDP)	..	65.47	..	65.47	65.47	..	..
<b>Total - 001</b>	..	65.47	..	65.47	3,20.36	40.97	(+)59.80
789- Special Component Plan for Scheduled Castes							
(i) Project Expenses	..	..	..	..	95.88	..	..
(ii) Rural Infrastructure Development Fund (RIDF)	..	..	..	..	1,63.43	..	..
(iii) Medium Irrigation Project under State Plan	..	..	..	..	1,26.73	..	..
(iv) Water Sector Infrastructure Development Programme (WSIDP)	..	..	..	..	8.47	8.47	..
<b>Total - 789</b>	..	..	..	..	3,94.51	8.47	..
796- Tribal Area Sub-Plan							
(i) Water Sector Infrastructure Development Programme (WSIDP)	..	..	..	..	9.19	9.19	..
<b>Total - 796</b>	..	..	..	..	9.19	9.19	..

## STATEMENT No. 16

## DETAILED STATEMENT OF CAPITAL EXPENDITURE BY MINOR HEADS AND SUB HEADS

Nature of expenditure	Expenditure during the year 2015-16				Expenditure to end of 2015-16	Expenditure during the year 2014-15	Per cent Increase (+)/ Decrease (-)
	Non-Plan	State Plan	CP / GOI				
			Share of CSS	TOTAL			
1	2	3	4	5	6	7	8
<i>Figures in italics represent charged expenditure</i>							(₹ in lakh)
<b>Expenditure Heads(Capital Account) - Contd.</b>							
<b>C. Capital Account of Economic Services - Contd.</b>							
<b>(d) Capital Account of Irrigation and Flood Control - Contd.</b>							
<b>4701- Capital Outlay on Medium Irrigation - Contd.</b>							
<b><i>Hadua Irrigation Project-Commercial - Concl.</i></b>							
800- Other Expenditure							
(i) Project Expenses	..	..	..	..	1,82.52	..	..
(ii) Rural Infrastructure Development Fund (RIDF)	..	..	..	..	27,44.76	..	..
(iii) Medium Irrigation Project under State Plan	..	..	..	..	2,86.29	..	..
(iv) Water Sector Infrastructure Development Programme (WSIDP)	..	4,35.23	..	4,35.23	4,91.39	56.15	(+)675.12
<b>Total - 800</b>	..	4,35.23	..	4,35.23	37,04.96	56.15	(+)675.12
<b><i>Total - Hadua Irrigation Project-Commercial</i></b>	..	<b>5,00.70</b>	..	<b>5,00.70</b>	<b>44,29.02</b>	<b>1,14.78</b>	<b>(+)336.23</b>
<b><i>River Basin Organisation-EAP</i></b>							
800- Other Expenditure							
(i) Project Expenses-EAP	..	..	..	..	28.02	..	..
<b>Total - 800</b>	..	..	..	..	28.02	..	..
<b><i>Total - River Basin Organisation-EAP</i></b>	..	..	..	..	<b>28.02</b>	..	..

## STATEMENT No. 16

## DETAILED STATEMENT OF CAPITAL EXPENDITURE BY MINOR HEADS AND SUB HEADS

Nature of expenditure	Expenditure during the year 2015-16				Expenditure to end of 2015-16	Expenditure during the year 2014-15	Per cent Increase (+)/ Decrease (-)
	Non-Plan	State Plan	CP / GOI Share of CSS	TOTAL			
1	2	3	4	5	6	7	8
<i>Figures in italics represent charged expenditure</i>							(₹ in lakh)
<b>Expenditure Heads(Capital Account) - Contd.</b>							
<b>C. Capital Account of Economic Services - Contd.</b>							
<b>(d) Capital Account of Irrigation and Flood Control - Contd.</b>							
<b>4701- Capital Outlay on Medium Irrigation - Contd.</b>							
<i>Asian Development Bank(EAP)</i>							
001- Direction and Administration							
(i) Odisha Integrated Irrigated Agricultural and Water	..	6,96.27	..	6,96.27	37,69.89	6,40.35	(+)8.73
<b>Total - 001</b>	..	6,96.27	..	6,96.27	37,69.89	6,40.35	(+)8.73
789- Special Component Plan for Scheduled Castes							
(i) Odisha Integrated Irrigated Agricultural and Water Management Project (EAP)	..	21,74.49	..	21,74.49	1,36,30.81	11,19.12	(+)94.30
<b>Total - 789</b>	..	21,74.49	..	21,74.49	1,36,30.81	11,19.12	(+)94.30
796- Tribal Area Sub-Plan							
(i) Odisha Integrated Irrigated Agricultural and Water Management Project (EAP)	..	27,04.52	..	27,04.52	67,98.63	11,67.69	(+)131.61
<b>Total - 796</b>	..	27,04.52	..	27,04.52	67,98.63	11,67.69	(+)131.61
800- Other Expenditure							
(i) Odisha Integrated Irrigated Agricultural and Water Management Project (EAP)	..	48,03.72	..	48,03.72	1,79,12.94	36,13.33	(+)32.94
<b>Total - 800</b>	..	48,03.72	..	48,03.72	1,79,12.94	36,13.33	(+)32.94
901- Deduct- Receipts and Recoveries on Capital Account							
(i) Deduct-Recoveries	..	(-)0.01	..	(-)0.01	(-)0.01	..	..
<b>Total - 901</b>	..	(-)0.01	..	(-)0.01	(-)0.01	..	..
<b>Total - Asian Development Bank (EAP)</b>	..	<b>1,03,78.99</b>	..	<b>1,03,78.99</b>	<b>4,21,12.26</b>	<b>65,40.49</b>	<b>(+)58.69</b>

## STATEMENT No. 16

## DETAILED STATEMENT OF CAPITAL EXPENDITURE BY MINOR HEADS AND SUB HEADS

Nature of expenditure	Expenditure during the year 2015-16				Expenditure to end of 2015-16	Expenditure during the year 2014-15	Per cent Increase (+)/ Decrease (-)
	Non-Plan	State Plan	CP / GOI				
			Share of CSS	TOTAL			
1	2	3	4	5	6	7	8
<i>Figures in italics represent charged expenditure</i>							(₹ in lakh)
<b>Expenditure Heads(Capital Account) - Contd.</b>							
<b>C. Capital Account of Economic Services - Contd.</b>							
<b>(d) Capital Account of Irrigation and Flood Control - Contd.</b>							
<b>4701- Capital Outlay on Medium Irrigation - Contd.</b>							
<i>Ong Dam Project (Commercial)</i>							
789- Special Component Plan for Scheduled Castes							
(i) Accelerated Irrigation Benefit Programme (AIBP)	..	..	..	..	9,62.77	..	..
(ii) Medium Irrigation Project under State Plan	..	..	..	..	30.56	..	..
<b>Total - 789</b>	..	..	..	..	9,93.33	..	..
796- Tribal Area Sub-Plan							
(i) Medium Irrigation Project under State Plan	..	..	..	..	14.70	..	..
(ii) Water Sector Infrastructure Development Programme (WSIDP)	..	..	..	..	9.21	9.21	..
<b>Total - 796</b>	..	..	..	..	23.91	9.21	..
800- Other expenditure							
(i) Accelerated Irrigation Benefit Programme (AIBP)	..	..	..	..	10,23.58	..	..
(ii) Medium Irrigation Project under State Plan	..	..	..	..	20.29	..	..
<b>Total - 800</b>	..	..	..	..	10,43.87	..	..
901- Deduct- Receipts and Recoveries on Capital Account							
(i) Deduct-Recoveries	..	(-)0.45	..	(-)0.45	(-)0.45	..	..
<b>Total - 901</b>	..	(-)0.45	..	(-)0.45	(-)0.45	..	..
<b>Total - Ong Dam Project (Commercial)</b>	..	(-)0.45	..	(-)0.45	<b>20,60.66</b>	<b>9.21</b>	<b>(-)104.89</b>

## STATEMENT No. 16

## DETAILED STATEMENT OF CAPITAL EXPENDITURE BY MINOR HEADS AND SUB HEADS

Nature of expenditure	Expenditure during the year 2015-16				Expenditure to end of 2015-16	Expenditure during the year 2014-15	Per cent Increase (+)/ Decrease (-)
	Non-Plan	State Plan	CP / GOI				
			Share of CSS	TOTAL			
1	2	3	4	5	6	7	8
<i>Figures in italics represent charged expenditure</i>							(₹ in lakh)
<b>Expenditure Heads(Capital Account) - Contd.</b>							
<b>C. Capital Account of Economic Services - Contd.</b>							
<b>(d) Capital Account of Irrigation and Flood Control - Contd.</b>							
<b>4701- Capital Outlay on Medium Irrigation - Contd.</b>							
<i>Dam Rehabilitation and Improvement Projects Funded by World Bank (EAP)</i>							
001- Direction and Administration							
(i) Dam Rehabilitation and Improvement Projects(EAP)	..	1,29.20	..	1,29.20	2,27.10	50.83	(+)154.18
<b>Total - 001</b>	..	1,29.20	..	1,29.20	2,27.10	50.83	(+)154.18
789- Special Component Plan for Scheduled Castes							
(i) Dam Rehabilitation and Improvement Projects(EAP)	..	12,44.76	..	12,44.76	12,54.07	..	..
<b>Total - 789</b>	..	12,44.76	..	12,44.76	12,54.07	..	..
796- Tribal Area Sub-Plan							
(i) Dam Rehabilitation and Improvement Projects(EAP)	..	9,31.36	..	9,31.36	11,35.71	1,99.99	(+)365.70
<b>Total - 796</b>	..	9,31.36	..	9,31.36	11,35.71	1,99.99	(+)365.70
800- Other expenditure							
(i) Dam Rehabilitation and Improvement Projects(EAP)	..	12,03.70	..	12,03.70	14,50.89	1,94.40	(+)519.19
<b>Total - 800</b>	..	12,03.70	..	12,03.70	14,50.89	1,94.40	(+)519.19
<b>Total - Dam Rehabilitation and Improvement Projects Funded by World Bank (EAP)</b>	..	<b>35,09.02</b>	..	<b>35,09.02</b>	<b>40,67.77</b>	<b>4,45.22</b>	<b>(+)688.15</b>

## STATEMENT No. 16

## DETAILED STATEMENT OF CAPITAL EXPENDITURE BY MINOR HEADS AND SUB HEADS

Nature of expenditure	Expenditure during the year 2015-16				Expenditure to end of 2015-16	Expenditure during the year 2014-15	Per cent Increase (+)/ Decrease (-)
	Non-Plan	State Plan	CP / GOI Share of CSS	TOTAL			
1	2	3	4	5	6	7	8
<i>Figures in italics represent charged expenditure</i>							(₹ in lakh)
<b>Expenditure Heads(Capital Account) - Contd.</b>							
<b>C. Capital Account of Economic Services - Contd.</b>							
<b>(d) Capital Account of Irrigation and Flood Control - Contd.</b>							
<b>4701- Capital Outlay on Medium Irrigation - Contd.</b>							
<i>General</i>							
001- Direction and Administration							
(i) Project Expenses	..	..	..	..	(-)0.27 (A)	..	..
<b>Total - 001</b>	..	..	..	..	(-)0.27	..	..
004- Research							
(i) Irrigation Research Institute	..	69.06	..	69.06	1,56,20.60	61.69	(+)11.95
<b>Total - 004</b>	..	69.06	..	69.06	1,56,20.60	61.69	(+)11.95
005- Survey and Investigation							
(i) Project Expenses	..	..	..	..	2,75.94	..	..
<b>Total - 005</b>	..	..	..	..	2,75.94	..	..
789- Special Component Plan for Scheduled Castes							
(i) Other Plan Programmes for Medium Irrigation	..	40.49	..	40.49	36,94.19	2,82.97	(-)85.69
(ii) Construction of Control Structure for In stream Storage Schemes-Check Dam	..	1,09.13	..	1,09.13	24,44.94	4,66.47	(-)76.61
(iii) Periphery Development of Reservoirs	..	..	..	..	7,14.30	79.12	..
(iv) Canal Lining and System Rehabilitation Programme	..	61.95	..	61.95	96.95	35.00	(+)77.00
(v) Water Sector Infrastructure Development Programme (WSIDP)	..	2,00.01	..	2,00.01	4,37.11	2,37.10	(-)15.64

(A) Due to accountal of deduct recoveries.

## STATEMENT No. 16

## DETAILED STATEMENT OF CAPITAL EXPENDITURE BY MINOR HEADS AND SUB HEADS

Nature of expenditure	Expenditure during the year 2015-16				Expenditure to end of 2015-16	Expenditure during the year 2014-15	Per cent Increase (+)/ Decrease (-)
	Non-Plan	State Plan	CP / GOI				
			Share of CSS	TOTAL			
1	2	3	4	5	6	7	8
<i>Figures in italics represent charged expenditure</i>							(₹ in lakh)
<b>Expenditure Heads(Capital Account) - Contd.</b>							
<b>C. Capital Account of Economic Services - Contd.</b>							
<b>(d) Capital Account of Irrigation and Flood Control - Contd.</b>							
<b>4701- Capital Outlay on Medium Irrigation - Contd.</b>							
<i>General - Contd.</i>							
(vi) Irrigation Road Improvement Programme	..	13.78	..	13.78	13.78	..	..
<b>Total - 789</b>	..	4,25.36	..	4,25.36	74,01.26	11,00.66	(-)61.35
796- Tribal Area Sub-Plan							
(i) Other Plan Programmes for Medium Irrigation	..	8,65.00	..	8,65.00	56,86.26	1,13.85	(+)659.77
(ii) Construction of Control Structure for In stream Storage Schemes-Check Dam	..	..	..	..	8,28.18	..	..
(iii) Periphery Development of Reservoirs	..	..	..	..	2,68.97	65.17	..
(iv) Canal Lining and System Rehabilitation Programme	..	1,64.20	..	1,64.20	1,64.20	..	..
(v) Water Sector Infrastructure Development Programme (WSIDP)	..	1,00.00	..	1,00.00	3,34.49	2,34.49	(-)57.35
<b>Total - 796</b>	..	11,29.20	..	11,29.20	72,82.11	4,13.51	(+)173.08
800- Other Expenditure							
(i) Management Information System and Computerisation	..	1,08.53	..	1,08.53	4,54.49	2,06.52	(-)47.45
(ii) Other Expenses	..	..	..	..	59,04.16	..	..
(iii) Improvement and Production to Saline Embankments	..	..	..	..	20.00	..	..
(iv) One time ACA	..	..	..	..	5,52.62	..	..
(v) Other Plan Programmes for Medium Irrigation	..	14,18.78	..	14,18.78	3,18,79.95	30,07.76	(-)52.83
(vi) Capacity Building for RIDF/Other Projects	..	..	..	..	7,91.79	..	..



## STATEMENT No. 16

## DETAILED STATEMENT OF CAPITAL EXPENDITURE BY MINOR HEADS AND SUB HEADS

Nature of expenditure	Expenditure during the year 2015-16				Expenditure to end of 2015-16	Expenditure during the year 2014-15	Per cent Increase (+)/ Decrease (-)
	Non-Plan	State Plan	CP / GOI Share of CSS	TOTAL			
1	2	3	4	5	6	7	8
<i>Figures in italics represent charged expenditure</i>							(₹ in lakh)
<b>Expenditure Heads(Capital Account) - Contd.</b>							
<b>C. Capital Account of Economic Services - Contd.</b>							
<b>(d) Capital Account of Irrigation and Flood Control - Contd.</b>							
<b>4701- Capital Outlay on Medium Irrigation - Contd.</b>							
<i>General - Concl'd.</i>							
(vii) Construction of Control Structure for In stream Storage Schemes-Check Dam	..	23,38.27	..	23,38.27	79,06.16	22,48.34	(+)4.00
(viii) Periphery Development of Reservoirs	..	4,95.92	..	4,95.92	15,25.58	3,09.73	(+)60.11
(ix) Canal Lining and System Rehabilitation Programme	..	52,19.05	..	52,19.05	53,54.04	1,35.00	(+)3765.96
(x) State Maritime Museum	..	..	..	..	20,00.00	8,00.00	..
(xi) Water Sector Infrastructure Development Programme	..	29,53.08	..	29,53.08	34,05.65	4,52.57	(+)552.50
(xii) Irrigation Road Improvement Programme	..	31,25.34	..	31,25.34	31,25.34	..	..
(xiii) Irrigation Building Development Programme	..	2,74.99	..	2,74.99	4,19.41	1,44.42	(+)90.41
<b>Total - 800</b>	..	1,59,33.96	..	1,59,33.96	6,33,39.19	73,04.35	(+)118.14
<b>Total - General</b>	..	<b>1,75,57.58</b>	..	<b>1,75,57.58</b>	<b>9,39,18.83</b>	<b>88,80.21</b>	<b>(+)97.72</b>
<i>Hydrology Project(EAP)- Commercial</i>							
001- Direction and Administration							
(i) Executive Establishment	..	..	..	..	2,46.88	..	..
(ii) Chief Engineer, Hydrometry and Data Centre Establishment Charges	..	..	..	..	40.18	..	..
(iii) National Hydrology Project (EAP)	..	..	..	..	13,87.06	2,76.32	..
(iv) Medium Irrigation Project under State Plan	..	2,75.06	..	2,75.06	2,75.06	..	..
<b>Total - 001</b>	..	2,75.06	..	2,75.06	19,49.18	2,76.32	(-)0.46

## STATEMENT No. 16

## DETAILED STATEMENT OF CAPITAL EXPENDITURE BY MINOR HEADS AND SUB HEADS

Nature of expenditure	Expenditure during the year 2015-16				Expenditure to end of 2015-16	Expenditure during the year 2014-15	Per cent Increase (+)/ Decrease (-)
	Non-Plan	State Plan	CP / GOI				
			Share of CSS	TOTAL			
1	2	3	4	5	6	7	8
<i>Figures in italics represent charged expenditure</i>							(₹ in lakh)
<b>Expenditure Heads(Capital Account) - Contd.</b>							
<b>C. Capital Account of Economic Services - Contd.</b>							
<b>(d) Capital Account of Irrigation and Flood Control - Contd.</b>							
<b>4701- Capital Outlay on Medium Irrigation - Contd.</b>							
<i>Hydrology Project(EAP)- Commercial - Concl'd.</i>							
789- Special Component Plan for Scheduled Castes							
(i) National Hydrology Project (EAP)	..	..	..	..	6,53.48	..	..
<b>Total - 789</b>	..	..	..	..	6,53.48	..	..
796- Tribal Area Sub-Plan							
(i) National Hydrology Project (EAP)	..	..	..	..	12.21	..	..
<b>Total - 796</b>	..	..	..	..	12.21	..	..
800- Other Expenditure							
(i) Project Expenses	..	..	..	..	21,85.24	..	..
(ii) National Hydrology Project-EAP	..	..	..	..	7,93.28	2,52.92	..
(iii) Medium Irrigation Project under State Plan	..	3,81.70	..	3,81.70	3,81.70	..	..
<b>Total - 800</b>	..	3,81.70	..	3,81.70	33,60.22	2,52.92	(+)50.92
<b>Total - Hydrology Project(EAP)- Commercial</b>	..	<b>6,56.76</b>	..	<b>6,56.76</b>	<b>59,75.09</b>	<b>5,29.24</b>	<b>(+)24.09</b>
<i>Pipeline Project under AIBP- Commercial</i>							
789- Special Component Plan for Scheduled Castes							
(i) Survey and Investigation	..	..	..	..	1,65.24	..	..

## STATEMENT No. 16

## DETAILED STATEMENT OF CAPITAL EXPENDITURE BY MINOR HEADS AND SUB HEADS

Nature of expenditure	Expenditure during the year 2015-16				Expenditure to end of 2015-16	Expenditure during the year 2014-15	Per cent Increase (+)/ Decrease (-)
	Non-Plan	State Plan	CP / GOI				
			Share of CSS	TOTAL			
1	2	3	4	5	6	7	8
<i>Figures in italics represent charged expenditure</i>							(₹ in lakh)
<b>Expenditure Heads(Capital Account) - Contd.</b>							
<b>C. Capital Account of Economic Services - Contd.</b>							
<b>(d) Capital Account of Irrigation and Flood Control - Contd.</b>							
<b>4701- Capital Outlay on Medium Irrigation - Contd.</b>							
<i>Pipeline Project under AIBP- Commercial - Concltd.</i>							
(ii) Accelerated Irrigation Benefit Programme (AIBP)	..	..	..	..	11,28.35	1,08.74	..
<b>Total - 789</b>	..	..	..	..	12,93.59	1,08.74	..
796- Tribal Area Sub-Plan							
(i) Survey and Investigation	..	..	..	..	13.31	..	..
(ii) Accelerated Irrigation Benefit Programme (AIBP)	..	..	..	..	3,44.51	1,05.92	..
<b>Total - 796</b>	..	..	..	..	3,57.82	1,05.92	..
800- Other Expenditure							
(i) Other Schemes	..	..	..	..	1,07,23.78	..	..
(ii) Survey and Investigation	..	..	..	..	2,60.54	..	..
(iii) Accelerated Irrigation Benefit Programme (AIBP)	..	..	..	..	49,32.58	4,20.86	..
(iv) Water Sector Infrastructure Development Programme (WSIDP)	..	11,73.98	..	11,73.98	11,73.98	..	..
<b>Total - 800</b>	..	11,73.98	..	11,73.98	1,70,90.88	4,20.86	(+)178.95
<b>Total - Pipeline Project under AIBP- Commercial</b>	..	<b>11,73.98</b>	..	<b>11,73.98</b>	<b>1,87,42.29</b>	<b>6,35.52</b>	<b>(+)84.73</b>

## STATEMENT No. 16

## DETAILED STATEMENT OF CAPITAL EXPENDITURE BY MINOR HEADS AND SUB HEADS

Nature of expenditure	Expenditure during the year 2015-16				Expenditure to end of 2015-16	Expenditure during the year 2014-15	Per cent Increase (+)/ Decrease (-)
	Non-Plan	State Plan	CP / GOI				
			Share of CSS	TOTAL			
1	2	3	4	5	6	7	8
<i>Figures in italics represent charged expenditure</i>							(₹ in lakh)
<b>Expenditure Heads(Capital Account) - Contd.</b>							
<b>C. Capital Account of Economic Services - Contd.</b>							
<b>(d) Capital Account of Irrigation and Flood Control - Contd.</b>							
<b>4701- Capital Outlay on Medium Irrigation - Contd.</b>							
<i>Other Pipeline Projects- Commercial</i>							
789- Special Component Plan for Scheduled Castes							
(i) Other Projects(NABARD Assisted)	..	..	..	..	7,31.84	..	..
(ii) Odisha Integrated Irrigated Agricultural and Water Management Project	..	..	..	..	3.86	..	..
(iii) Odisha Water Sector Improvement Project Funded by World Bank( EAP)	..	..	..	..	3.00	..	..
(iv) Rural Infrastructure Development Fund (RIDF)	..	20,89.94	..	20,89.94	3,44,35.07	39,49.16	(-)47.08
(v) Dam Rehabilitation and Improvement Projects (EAP)	..	..	..	..	3.62	..	..
(vi) Medium Irrigation Project under State Plan	..	50.00	..	50.00	50.00	..	..
<b>Total - 789</b>	..	21,39.94	..	21,39.94	3,52,27.39	39,49.16	(-)45.81
796- Tribal Area Sub-Plan							
(i) Rural Infrastructure Development Fund (RIDF)	..	50,81.92	..	50,81.92	1,29,18.39	44,86.43	(+)13.27
(ii) Medium Irrigation Project under State Plan	..	9.87	..	9.87	9.87	..	..
<b>Total - 796</b>	..	50,91.79	..	50,91.79	1,29,28.26	44,86.43	(+)13.49
800- Other Expenditure							
(i) Survey and Investigation works under RIDF	..	..	..	..	81.54	..	..
(ii) Other Projects (NABARD Assisted)	..	..	..	..	27,90.49	..	..
(iii) Odisha Integrated Irrigated Agricultural and Water Management Project	..	..	..	..	1,31.89	..	..

## STATEMENT No. 16

## DETAILED STATEMENT OF CAPITAL EXPENDITURE BY MINOR HEADS AND SUB HEADS

Nature of expenditure	Expenditure during the year 2015-16				Expenditure to end of 2015-16	Expenditure during the year 2014-15	Per cent Increase (+)/ Decrease (-)
	Non-Plan	State Plan	CP / GOI Share of CSS	TOTAL			
1	2	3	4	5	6	7	8
<i>Figures in italics represent charged expenditure</i>							(₹ in lakh)
<b>Expenditure Heads(Capital Account) - Contd.</b>							
<b>C. Capital Account of Economic Services - Contd.</b>							
<b>(d) Capital Account of Irrigation and Flood Control - Contd.</b>							
<b>4701- Capital Outlay on Medium Irrigation - Contd.</b>							
<i>Other Pipeline Projects- Commercial - Concl'd.</i>							
(iv) Odisha Water Sector Improvement Project Funded by World Bank( EAP)	..	..	..	..	90.31	..	..
(v) Rural Infrastructure Development Fund (RIDF)	..	71,55.85	..	71,55.85	6,56,96.30	1,15,47.29	(-)38.03
(vi) Dam Rehabilitation and Improvement Projects(EAP)	..	..	..	..	5.49	..	..
(vii) Medium Irrigation Project under State Plan	..	10,15.46	..	10,15.46	10,15.46	..	..
<b>Total - 800</b>	..	81,71.31	..	81,71.31	6,98,11.48	1,15,47.29	(-)29.24
<b>Total - Other Pipeline Projects- Commercial</b>	..	<b>1,54,03.04</b>	..	<b>1,54,03.04</b>	<b>11,79,67.13</b>	<b>1,99,82.88</b>	<b>(-)22.92</b>
<i>Upkeeping of Existing Irrigation System- Commercial</i>							
<b>800- Other Expenditure</b>							
(i) Clearance of Liabilities	..	4,97.28	..	4,97.28	76,65.08	5,56.35	(-)10.62
(ii) Other Schemes	..	..	..	..	8,53.23	..	..
(iii) Upkeep of existing Irrigation Projects	..	..	..	..	2,76.33	..	..
<b>Total - 800</b>	..	4,97.28	..	4,97.28	87,94.64	5,56.35	(-)10.62
<b>Total - Upkeeping of Existing Irrigation System-</b>	..	<b>4,97.28</b>	..	<b>4,97.28</b>	<b>87,94.64</b>	<b>5,56.35</b>	<b>(-)10.62</b>
<i>All Other Old Completed Projects</i>	..	..	..	..	<b>16,60,30.32</b>	..	..
<b>Total - All Other Old Completed Projects</b>	..	..	..	..	<b>16,60,30.32</b>	..	..
<b>Total -4701</b>	..	<b>6,57.01</b>	..	..	..	..	..
	<b>(-)0.07</b>	<b>7,70,52.71</b>	..	<b>7,77,09.65</b>	<b>65,05,98.18</b>	<b>5,64,68.16</b>	<b>(+)37.62</b>

## STATEMENT No. 16

## DETAILED STATEMENT OF CAPITAL EXPENDITURE BY MINOR HEADS AND SUB HEADS

Nature of expenditure	Expenditure during the year 2015-16				Expenditure to end of 2015-16	Expenditure during the year 2014-15	Per cent Increase (+)/ Decrease (-)
	Non-Plan	State Plan	CP / GOI Share of CSS	TOTAL			
1	2	3	4	5	6	7	8
<i>Figures in italics represent charged expenditure</i>							(₹ in lakh)
<b>Expenditure Heads(Capital Account) - Contd.</b>							
<b>C. Capital Account of Economic Services - Contd.</b>							
<b>(d) Capital Account of Irrigation and Flood Control - Contd.</b>							
<b>4701- Capital Outlay on Medium Irrigation - Concl'd.</b>							
Salary	..	28,96.69	..	28,96.69		24,84.27	(+)16.60
<b>4702- Capital Outlay on Minor Irrigation</b>							
001- Direction and Administration							
(i) Mega Lift Project under State Plan	..	72.25	..	72.25	97.66	21.85	(+)230.66
<b>Total - 001</b>	..	72.25	..	72.25	97.66	21.85	(+)230.66
101- Surface Water							
(i) Unproductive Minor Irrigation Works	..	..	..	..	11.57	..	..
(ii) Lift Irrigation	..	..	..	..	8,53.44 (A)	..	..
(iii) Minor Irrigation Works in Charge of Civil Officers	..	..	..	..	12,61.41	..	..
<b>Total - 101</b>	..	..	..	..	21,26.42	..	..
102- Ground Water							
(i) Survey and Investigation- National Hydrology Project	..	..	..	..	1,29.01	..	..
(ii) National Hydrology Project-EAP	..	..	..	..	6,99.92	24.99	..
(iii) Survey and Investigation(0002730-Direction and Administration-0013180-Superintending Engineer)	..	..	..	..	9,43.83	..	..
(iv) Survey and Investigation(3709140-National Hydrology Project)	..	..	..	..	3,17.17	..	..

(A) As per the Water Resources Department letter No. BT-IVM-24/2016-89763/WR, dt.19.04.2016 Proforma Correction for an amount of ₹3,00.55 lakh has been effected from 190-Purchase of Share Capital in OLIC to 101-Lift Irrigation.

## STATEMENT No. 16

## DETAILED STATEMENT OF CAPITAL EXPENDITURE BY MINOR HEADS AND SUB HEADS

Nature of expenditure	Expenditure during the year 2015-16				Expenditure to end of 2015-16	Expenditure during the year 2014-15	Per cent Increase (+)/ Decrease (-)
	Non-Plan	State Plan	CP / GOI Share of CSS	TOTAL			
1	2	3	4	5	6	7	8
<i>Figures in italics represent charged expenditure</i>							(₹ in lakh)
<b>Expenditure Heads(Capital Account) - Contd.</b>							
<b>C. Capital Account of Economic Services - Contd.</b>							
<b>(d) Capital Account of Irrigation and Flood Control - Contd.</b>							
<b>4702- Capital Outlay on Minor Irrigation - Contd.</b>							
(v) Survey and Investigation (0002730-Direction and Administration-0013180-Superintending Engineer)	..	..	..	..	0.91	..	..
(vi) Survey and Investigation(0002730-Direction and Administration-0004390-Executive)	..	..	..	..	0.75	..	..
(vii) Tube Well Irrigation	..	..	..	..	7,85.35	..	..
(viii) Irrigation Works in Charge of Chief Engineer	..	..	..	..	98,10.02	..	..
(ix) Suspense	..	..	..	..	(-)2,02.49 (A)	..	..
<b>Total - 102</b>	..	..	..	..	1,24,84.47	24.99	..
190- Investments in Public Sector and Other Undertakings							
(i) Purchase of Share in Odisha Lift Irrigation Corporation (OLIC)	..	..	..	..	2,25.41 (B)	..	..
<b>Total - 190</b>	..	..	..	..	2,25.41	..	..
789- Special Component Plan for Scheduled Castes							
(i) <i>Biju Krushak Vikash Yojana</i> for Minor Irrigation Projects (MIPs) under RIDF	..	..	..	..	31.69	..	..
(ii) Ongoing MIPs	..	..	..	..	3,91.98	..	..
(iii) Ongoing Scheme under AIBP	..	..	..	..	53.46	..	..
(iv) Repair, Renovation and Restoration	..	42,10.58	..	42,10.58	84,48.47	15,62.07	(+)169.55

(A) Minus figure is due to accountal of more suspense credit than debit.

(B) As per the Water Resources Department letter No. BT-IVM-24/2016-89763/WR, dt. 19.04.2016 Proforma Correction for an amount of ₹3,00.55 lakh has been effected from 190- Purchase of Share Capital in OLIC to 101-Lift Irrigation.

## STATEMENT No. 16

## DETAILED STATEMENT OF CAPITAL EXPENDITURE BY MINOR HEADS AND SUB HEADS

Nature of expenditure	Expenditure during the year 2015-16				Expenditure to end of 2015-16	Expenditure during the year 2014-15	Per cent Increase (+)/ Decrease (-)
	Non-Plan	State Plan	CP / GOI Share of CSS	TOTAL			
1	2	3	4	5	6	7	8
<i>Figures in italics represent charged expenditure</i>							(₹ in lakh)
<b>Expenditure Heads(Capital Account) - Contd.</b>							
<b>C. Capital Account of Economic Services - Contd.</b>							
<b>(d) Capital Account of Irrigation and Flood Control - Contd.</b>							
<b>4702- Capital Outlay on Minor Irrigation - Contd.</b>							
(v) <i>Biju KBK Yojana</i>	..	48.78	..	48.78	48.78	..	..
(v) Odisha Community Tanks Management Project	..	..	..	..	4,99.99	..	..
(vi) One time ACA	..	..	..	..	1,30.28	..	..
(vii) Accelerated Irrigation Benefit Programme (AIBP)	..	25.85	..	25.85	17,71.03	1,02.94	(-)74.89
(viii) Rural Infrastructure Development Fund (RIDF)	..	61,97.77	..	61,97.77	97,13.51	1,55.23	(+)3892.64
(ix) National Hydrology Project (EAP)	..	..	..	..	33.94	..	..
(xi) Minor Irrigation Projects under State Plan	..	4,68.07	..	4,68.07	4,68.07	..	..
(x) SCA for Special Programmes for KBK District	..	1,96.30	..	1,96.30	13,47.84	2,81.06	(-)30.16
(xi) Construction of Control Structure for In stream Storage Schemes-Check Dam	..	83,42.04	..	83,42.04	2,67,63.17	62,73.92	(+)32.96
(xii) One-Time ACA for construction of Check Dams	..	..	..	..	10,00.72	..	..
(xiii) Mega Lift Project under State Plan	..	65,18.05	..	65,18.05	1,41,18.05	65,00.00	(+)0.28
(xiv) Canal Lining and System Rehabilitation Programme	..	6,32.96	..	6,32.96	6,84.08	51.11	(+)1138.43
(xvii) Drainage Improvement Programme (DIP)	..	63.58	..	63.58	63.58	..	..
<b>Total - 789</b>	..	2,67,03.98	..	2,67,03.98	6,55,68.64	1,49,26.33	(+)78.91
<b>796- Tribal Area Sub-Plan</b>							
(i) ACA for LTAP for KBK Districts	..	..	..	..	1,11.46	..	..
(ii) <i>Biju Krushak Vikash Yojana</i> for MIPs under RIDF	..	..	..	..	8,06.12	..	..
(iii) Ongoing MIPs	..	..	..	..	37,16.26	..	..



## STATEMENT No. 16

## DETAILED STATEMENT OF CAPITAL EXPENDITURE BY MINOR HEADS AND SUB HEADS

Nature of expenditure	Expenditure during the year 2015-16				Expenditure to end of 2015-16	Expenditure during the year 2014-15	Per cent Increase (+)/ Decrease (-)
	CP / GOI		TOTAL				
	Non-Plan	State Plan					
1	2	3	4	5	6	7	8
<i>Figures in italics represent charged expenditure</i>							(₹ in lakh)
<b>Expenditure Heads(Capital Account) - Contd.</b>							
<b>C. Capital Account of Economic Services - Contd.</b>							
<b>(d) Capital Account of Irrigation and Flood Control - Contd.</b>							
<b>4702- Capital Outlay on Minor Irrigation - Contd.</b>							
(iv) Ongoing Scheme under AIBP	..	..	..	..	1,89,75.40	..	..
(v) Renovation Works	..	..	..	..	81.35	..	..
(vi) Repair, Renovation and Restoration	..	18,31.41	..	18,31.41	1,43,35.59	20,93.40	(-)12.52
(vii) ACA for KBK Districts	..	..	..	..	5,76.06	..	..
(viii) <i>Biju KBK Yojana</i>	..	4,89.31	..	4,89.31	4,89.31	..	..
(ix) Odisha Community Tanks Management Project (EAP)	..	..	..	..	4,99.99	..	..
(x) One time ACA	..	..	..	..	3.82	..	..
(xi) Accelerated Irrigation Benefit Programme (AIBP)	..	9.10	..	9.10	58,18.60	1,35.12	(-)93.27
(xii) Rural Infrastructure Development Fund (RIDF)	..	47,92.54	..	47,92.54	1,07,95.42	6,39.47	(+)649.46
(xiii) Minor Irrigation Projects under State Plan	..	8,87.25	..	8,87.25	10,80.57	..	..
(xiv) SCA for Special Programmes for KBK District	..	4,99.43	..	4,99.43	29,03.84	8,00.21	(-)37.59
(xv) Construction of Control Structure for In stream Storage Schemes-Check Dam	..	87,43.72	..	87,43.72	2,81,37.61	72,21.56	(+)21.08
(xvi) One-Time ACA for construction of Check Dams	..	..	..	..	4,68.73	..	..
(xvii) Mega Lift Project under State Plan	..	46,21.78	..	46,21.78	1,88,21.78	1,00,00.00	(-)53.78
(xviii) Canal Lining and System Rehabilitation Programme	..	11,84.00	..	11,84.00	21,86.80	9,70.87	(+)21.95
(xix) Drainage Improvement Programme (DIP)	..	1,86.90	..	1,86.90	1,86.90	..	..
<b>Total - 796</b>	..	2,32,45.44	..	2,32,45.44	10,99,95.62	2,18,60.63	(+)6.33

## STATEMENT No. 16

## DETAILED STATEMENT OF CAPITAL EXPENDITURE BY MINOR HEADS AND SUB HEADS

Nature of expenditure	Expenditure during the year 2015-16				Expenditure to end of 2015-16	Expenditure during the year 2014-15	Per cent Increase (+)/ Decrease (-)
	Non-Plan	State Plan	CP / GOI Share of CSS	TOTAL			
1	2	3	4	5	6	7	8
<i>Figures in italics represent charged expenditure</i>							(₹ in lakh)
<b>Expenditure Heads(Capital Account) - Contd.</b>							
<b>C. Capital Account of Economic Services - Contd.</b>							
<b>(d) Capital Account of Irrigation and Flood Control - Contd.</b>							
<b>4702- Capital Outlay on Minor Irrigation - Contd.</b>							
800- Other Expenditure							
(i) ACA for LTAP for KBK Districts	..	..	..	..	17.27	..	..
(ii) <i>Biju Krushak Vikash Yojana</i> for MIPs under RIDF	..	..	..	..	3,37.68	..	..
(iii) Clearance of Liabilities	..	2,26.11	..	2,26.11	62,73.12	4,08.84	(-)44.69
(iv) Continuing Projects	..	..	..	..	2,17,49.58	..	..
(v) Dam Safety Work	..	..	..	..	9,33.67	..	..
(vi) European Community Project	..	..	..	..	24,66.86	..	..
(vii) Labour Intensive Work for Drought Mitigation	..	..	..	..	1,73.00	..	..
(viii) Lump Provision for Other Works	..	1,32.55	..	1,32.55	12,60.68	84.24	(+)57.35
(ix) Minor Irrigation (Flow) (Ongoing and Renovation	..	..	..	..	39,23.85	..	..
(x) Ongoing Scheme under AIBP	..	..	..	..	54,73.06	..	..
(xi) Other Schemes	..	..	..	..	1,34,49.07	..	..
(xii) Repair, Renovation and Restoration	..	1,15,08.54	..	1,15,08.54	4,64,44.21	52,27.89	(+)120.14
(xiii) <i>Biju KBK Yojana</i>	..	3,16.81	..	3,16.81	3,16.82	..	..
(xiv) Odisha Community Tanks Management Project (EAP)	..	..	..	..	43,43.99	..	..
(xv) Accelerated Irrigation Benefit Programme (AIBP)	..	13.98	..	13.98	35,64.42	1,46.91	(-)90.48

## STATEMENT No. 16

## DETAILED STATEMENT OF CAPITAL EXPENDITURE BY MINOR HEADS AND SUB HEADS

Nature of expenditure	Expenditure during the year 2015-16				Expenditure to end of 2015-16	Expenditure during the year 2014-15	Per cent Increase (+)/ Decrease (-)
	Non-Plan	State Plan	CP / GOI Share of CSS	TOTAL			
1	2	3	4	5	6	7	8
<i>Figures in italics represent charged expenditure</i>							(₹ in lakh)
<b>Expenditure Heads(Capital Account) - Contd.</b>							
<b>C. Capital Account of Economic Services - Contd.</b>							
<b>(d) Capital Account of Irrigation and Flood Control - Contd.</b>							
<b>4702- Capital Outlay on Minor Irrigation - Contd.</b>							
(xvi) Rural Infrastructure Development Fund (RIDF)	..	1,70,51.17	..	1,70,51.17	3,01,53.45	6,25.08	(+)2627.84
(xvii) Minor Irrigation Projects under State Plan	..	48,58.29	..	48,58.29	1,05,92.62	15,83.87	(+)206.74
(xviii) Survey and Investigation of Minor Irrigation Projects	..	5.51	..	5.51	3,83.69	15.44	(-)64.31
(xix) Revival & Renovation of Defunct Lift Irrigation Projects through OLIC	..	..	..	..	37,65.88	..	..
(xx) SCA for Special Programmes for KBK District	..	3,85.54	..	3,85.54	20,88.53	4,85.84	(-)20.64
(xxi) Capacity Building for RIDF/Other Projects	..	4.64	..	4.64	2,28.93	49.92	(-)90.71
(xxii) Construction of Control Structure for In stream Storage Schemes-Check Dam	..	2,24,12.21	..	2,24,12.21	6,32,03.08	1,75,48.21	(+)27.72
(xxiii) One-Time ACA for construction of Check Dams	..	..	..	..	9,62.61	..	..
(xxiv) Mega Lift Project under State Plan	..	2,06,65.10	..	2,06,65.10	3,97,95.28	1,51,88.10	(+)36.06
(xxv) Canal Lining and System Rehabilitation Programme	..	29,31.81	..	29,31.81	37,29.40	7,97.59	(+)267.58
(xxvi) Drainage Improvement Programme (DIP)	..	1,77.99	..	1,77.99	1,77.99	..	..
(xxvii) Repayment of Decretal Dues	..	..	..	..	1,07.52	..	..
(xxviii) Command Area Development Agency	..	..	..	..	2,18.00	..	..
(xxix) Upgradation of Standard of Administration Recommended by 11 <sup>th</sup> Finance Commission	..	..	..	..	5,44.13	..	..
(xxx) Lump Provision for Other Works	..	..	..	..	4,71.64	..	..

## STATEMENT No. 16

## DETAILED STATEMENT OF CAPITAL EXPENDITURE BY MINOR HEADS AND SUB HEADS

Nature of expenditure	Expenditure during the year 2015-16				Expenditure to end of 2015-16	Expenditure during the year 2014-15	Per cent Increase (+)/ Decrease (-)
	Non-Plan	State Plan	CP / GOI				
			Share of CSS	TOTAL			
1	2	3	4	5	6	7	8
<i>Figures in italics represent charged expenditure</i>							(₹ in lakh)

## Expenditure Heads(Capital Account) - Contd.

## C. Capital Account of Economic Services - Contd.

## (d) Capital Account of Irrigation and Flood Control - Contd.

## 4702- Capital Outlay on Minor Irrigation - Concl'd.

<b>Total - 800</b>	..	<i>1,32.55</i>	..				
	..	8,05,57.70	..	8,06,90.25	26,71,50.03	4,21,61.93	(+)91.38
<b>Total -4702</b>	..	<i>1,32.55</i>	..				
	..	13,05,79.37	..	13,07,11.92	45,76,48.25	7,89,95.73	(+)65.47
<b>Salary</b>	..	65.43	..	65.43		20.90	(+)213.06

## 4711- Capital Outlay on Flood Control Projects

## 01 Flood Control

## 001- Direction and Administration

(i) Special ACA for Bank Protection Works on River Embankments	..	..	..	..	43.63	..	..
--	----	----	----	----	-------	----	----

<b>Total - 001</b>	..	..	..	..	43.63	..	..
--------------------	----	----	----	----	-------	----	----

## 052- Machinery and Equipment

(i) Special ACA for Bank Protection Works on River Embankments	..	..	..	..	9.16	..	..
--	----	----	----	----	------	----	----

<b>Total - 052</b>	..	..	..	..	9.16	..	..
--------------------	----	----	----	----	------	----	----

## 103- Civil Works

(i) Bank Protection works on River Embankments	..	2,11,01.86	..	2,11,01.86	6,10,81.70	1,26,79.38	(+)66.43
--	----	------------	----	------------	------------	------------	----------

## STATEMENT No. 16

## DETAILED STATEMENT OF CAPITAL EXPENDITURE BY MINOR HEADS AND SUB HEADS

Nature of expenditure	Expenditure during the year 2015-16				Expenditure to end of 2015-16	Expenditure during the year 2014-15	Per cent Increase (+)/ Decrease (-)
	Non-Plan	State Plan	CP / GOI Share of CSS	TOTAL			
1	2	3	4	5	6	7	8
<i>Figures in italics represent charged expenditure</i>							(₹ in lakh)
<b>Expenditure Heads(Capital Account) - Contd.</b>							
<b>C. Capital Account of Economic Services - Contd.</b>							
<b>(d) Capital Account of Irrigation and Flood Control - Contd.</b>							
<b>4711- Capital Outlay on Flood Control Projects - Contd.</b>							
<b>01 Flood Control - Contd.</b>							
(ii) Lump Provision for Payment of arrear Land Acquisition Charges	..	..	..	..	33.29	..	..
(iii) Special ACA for Bank Protection Works on River Embankments	..	..	..	..	1,08,18.63	..	..
(iv) Rural Infrastructure Development Fund (RIDF)	..	2,55,26.36	..	2,55,26.36	6,26,05.14	1,62,51.12	(+)57.07
(v) Flood Management Programme	..	..	..	..	79,40.01	8,67.07	..
<b>Total - 103</b>	..	4,66,28.22	..	4,66,28.22	14,24,78.76	2,97,97.57	(+)56.48
789- Special Component Plan for Scheduled Castes							
(i) Bank Protection works on River Embankments	..	36,06.11	..	36,06.11	2,64,30.63	31,85.45	(+)13.21
(ii) Rural Infrastructure Development Fund (RIDF)	..	65,95.27	..	65,95.27	2,69,22.51	48,78.57	(+)35.19
(iii) Flood Management Programme	..	..	..	..	61,98.20	3,13.25	..
<b>Total - 789</b>	..	1,02,01.38	..	1,02,01.38	5,95,51.34	83,77.27	(+)21.77
796- Tribal Area Sub-Plan							
(i) Bank Protection works on River Embankments	..	6,00.01	..	6,00.01	26,92.12	16,40.78	(-)63.43
(ii) Rural Infrastructure Development Fund (RIDF)	..	9,00.00	..	9,00.00	34,43.41	14,33.05	(-)37.20
(iii) Flood Management Programme	..	..	..	..	14,81.37	..	..

## STATEMENT No. 16

## DETAILED STATEMENT OF CAPITAL EXPENDITURE BY MINOR HEADS AND SUB HEADS

Nature of expenditure	Expenditure during the year 2015-16				Expenditure to end of 2015-16	Expenditure during the year 2014-15	Per cent Increase (+)/ Decrease (-)
	Non-Plan	State Plan	CP / GOI				
			Share of CSS	TOTAL			
1	2	3	4	5	6	7	8
<i>Figures in italics represent charged expenditure</i>							(₹ in lakh)
<b>Expenditure Heads(Capital Account) - Contd.</b>							
<b>C. Capital Account of Economic Services - Contd.</b>							
<b>(d) Capital Account of Irrigation and Flood Control - Contd.</b>							
<b>4711- Capital Outlay on Flood Control Projects - Contd.</b>							
<b><i>01 Flood Control - Concl.</i></b>							
<b>Total - 796</b>	..	15,00.01	..	15,00.01	76,16.90	30,73.83	(-)51.20
800- Other Expenditure							
(i) Rengali Multipurpose River Project	..	..	..	..	51,54.67	..	..
(ii) Bhimkund Irrigation Project	..	..	..	..	16.58	..	..
(iii) River Embankments	..	..	..	..	28,30.37	..	..
(iv) Other Embankments	..	..	..	..	23,73.14	..	..
<b>Total - 800</b>	..	..	..	..	1,03,74.76	..	..
<b>Total - 01</b>	..	<b>5,83,29.61</b>	..	<b>5,83,29.61</b>	<b>22,00,74.55</b>	<b>4,12,48.67</b>	<b>(+)41.41</b>
<b><i>02 Anti-Sea Erosion Projects</i></b>							
<b>001- Direction and Administration</b>							
(i) Other Embankments	..	..	..	..	2.88	..	..
<b>Total - 001</b>	..	..	..	..	2.88	..	..
052- Machinery and Equipment	..	..	..	..	1.13	..	..

## STATEMENT No. 16

## DETAILED STATEMENT OF CAPITAL EXPENDITURE BY MINOR HEADS AND SUB HEADS

Nature of expenditure	Expenditure during the year 2015-16				Expenditure to end of 2015-16	Expenditure during the year 2014-15	Per cent Increase (+)/ Decrease (-)
	Non-Plan	State Plan	CP / GOI Share of CSS	TOTAL			
1	2	3	4	5	6	7	8

*Figures in italics represent charged expenditure*

(₹ in lakh)

## Expenditure Heads(Capital Account) - Contd.

## C. Capital Account of Economic Services - Contd.

## (d) Capital Account of Irrigation and Flood Control - Contd.

## 4711- Capital Outlay on Flood Control Projects - Contd.

## 02 Anti-Sea Erosion Projects - Concl'd.

<b>Total - 052</b>	..	..	..	..	1.13	..	..
103- Civil Works							
(i) Improvement and Production to Saline Embankments	..	11,09.89	..	11,09.89	64,90.45	9,55.92	(+)16.11
<b>Total - 103</b>	..	11,09.89	..	11,09.89	64,90.45	9,55.92	(+)16.11
789- Special Component Plan for Scheduled Castes							
(i) Improvement and Production to Saline Embankments	..	10,90.00	..	10,90.00	36,35.56	9,98.62	(+)9.15
<b>Total - 789</b>	..	10,90.00	..	10,90.00	36,35.56	9,98.62	(+)9.15
<b>Total - 02</b>	..	<b>21,99.89</b>	..	<b>21,99.89</b>	<b>1,01,30.02</b>	<b>19,54.54</b>	<b>(+)12.55</b>

## 03 Drainage

## 001- Direction and Administration

(i) Chief Engineer, Office Establishment	..	..	..	..	6,84.82	..	..
(ii) Executive Establishment	..	..	..	..	92.87	92.87	..
(iii) Superintending Engineers- Establishment	..	..	..	..	8.92	8.92	..
(iv) Suspense	..	..	..	..	1.05	..	..

## STATEMENT No. 16

## DETAILED STATEMENT OF CAPITAL EXPENDITURE BY MINOR HEADS AND SUB HEADS

Nature of expenditure	Expenditure during the year 2015-16				Expenditure to end of 2015-16	Expenditure during the year 2014-15	Per cent Increase (+)/ Decrease (-)
	Non-Plan	State Plan	CP / GOI Share of CSS	TOTAL			
1	2	3	4	5	6	7	8
<i>Figures in italics represent charged expenditure</i>							(₹ in lakh)
<b>Expenditure Heads(Capital Account) - Contd.</b>							
<b>C. Capital Account of Economic Services - Contd.</b>							
<b>(d) Capital Account of Irrigation and Flood Control - Contd.</b>							
<b>4711- Capital Outlay on Flood Control Projects - Contd.</b>							
<b>03 Drainage - Contd.</b>							
(v) Drainage Improvement Programme (DIP)	..	5,25.67	..	5,25.67	5,25.67	..	..
<b>Total - 001</b>	..	5,25.67	..	5,25.67	13,13.33	1,01.79	(+)416.43
052- Machinery and Equipment	..	..	..	..	0.09	..	..
<b>Total - 052</b>	..	..	..	..	0.09	..	..
103- Civil Works							
(i) Construction and Renovation of Drainage Sluice	..	..	..	..	1,49,46.66	..	..
(ii) Rural Infrastructure Development Fund (RIDF)	..	21,56.29	..	21,56.29	1,09,53.67	20,88.61	(+)3.24
(iii) Flood Management Programme	..	..	..	..	68,75.58	1,25.49	..
(iv) Drainage Improvement Programme (DIP)	..	83,19.44	..	83,19.44	1,38,92.14	55,72.70	(+)49.29
<b>Total - 103</b>	..	1,04,75.73	..	1,04,75.73	4,66,68.05	77,86.80	(+)34.53
789- Special Component Plan for Scheduled Castes							
(i) Construction and Renovation of Drainage Sluice	..	..	..	..	39,32.05	..	..
(ii) Rural Infrastructure Development Fund (RIDF)	..	3,94.48	..	3,94.48	81,91.13	6,07.28	(-)35.04
(iii) Flood Management Programme	..	..	..	..	23,14.01	4.44	..



## STATEMENT No. 16

## DETAILED STATEMENT OF CAPITAL EXPENDITURE BY MINOR HEADS AND SUB HEADS

Nature of expenditure	Expenditure during the year 2015-16				Expenditure to end of 2015-16	Expenditure during the year 2014-15	Per cent Increase (+)/ Decrease (-)
	Non-Plan	State Plan	CP / GOI Share of CSS	TOTAL			
1	2	3	4	5	6	7	8
<i>Figures in italics represent charged expenditure</i>							(₹ in lakh)
<b>Expenditure Heads(Capital Account) - Contd.</b>							
<b>C. Capital Account of Economic Services - Contd.</b>							
<b>(d) Capital Account of Irrigation and Flood Control - Concl'd.</b>							
<b>4711- Capital Outlay on Flood Control Projects - Concl'd.</b>							
<b>03 Drainage - Concl'd.</b>							
(iv) Drainage Improvement Programme (DIP)	..	39,99.38	..	39,99.38	52,91.96	12,92.57	(+)209.41
<b>Total - 789</b>	..	43,93.86	..	43,93.86	1,97,29.15	19,04.29	(+)130.73
796- Tribal Area Sub-Plan							
(i) Construction and Renovation of Drainage Sluice	..	..	..	..	79.39	..	..
(ii) Flood Management Programme	..	..	..	..	2,71.60	..	..
(iii) Drainage Improvement Programme (DIP)	..	5,00.00	..	5,00.00	5,00.00	..	..
<b>Total - 796</b>	..	5,00.00	..	5,00.00	8,50.99	..	..
901- Deduct- Receipts and Recoveries on Capital Account							
(i) Deduct-Recoveries	..	(-)0.73	..	(-)0.73	(-)0.73	..	..
<b>Total - 901</b>	..	(-)0.73	..	(-)0.73	(-)0.73	..	..
<b>Total - 03</b>	..	<b>1,58,94.53</b>	..	<b>1,58,94.53</b>	<b>6,85,60.89</b>	<b>97,92.88</b>	<b>(+)62.31</b>
<b>Total -4711</b>	..	<b>7,64,24.03</b>	..	<b>7,64,24.03</b>	<b>29,87,65.46</b>	<b>5,29,96.09</b>	<b>(+)44.21</b>
<b>Salary</b>	..	<b>5,04.03</b>	..	<b>5,04.03</b>		<b>98.47</b>	<b>(+)411.86</b>
<b>Total - (d) Capital Account of Irrigation and Flood Control</b>	..	<b>7,89.56</b>	..				
	(-)0.07	<b>41,65,33.17</b>	..	<b>41,73,22.66</b>	<b>2,79,49,65.44</b>	<b>28,50,79.33</b>	<b>(+)46.39</b>
<b>Salary</b>	..	<b>1,30,19.19</b>	..	<b>1,30,19.19</b>		<b>1,18,85.65</b>	<b>(+)9.54</b>

## STATEMENT No. 16

## DETAILED STATEMENT OF CAPITAL EXPENDITURE BY MINOR HEADS AND SUB HEADS

Nature of expenditure	Expenditure during the year 2015-16				Expenditure to end of 2015-16	Expenditure during the year 2014-15	Per cent Increase (+)/ Decrease (-)
	Non-Plan	State Plan	CP / GOI Share of CSS	TOTAL			
1	2	3	4	5	6	7	8
<i>Figures in italics represent charged expenditure</i>							(₹ in lakh)
<b>Expenditure Heads(Capital Account) - Contd.</b>							
<b>C. Capital Account of Economic Services - Contd.</b>							
<b>(e) Capital Account of Energy</b>							
<b>4801- Capital Outlay on Power Projects</b>							
<b>01 Hydel Generation</b>							
190- Investments in Public Sector and Other Undertakings							
(i) Share Capital Investment in OHPC	..	..	..	..	19,00.00	..	..
(ii) Investment in Hydropower Mini Dam Division Burla	..	..	..	..	29.99	..	..
(iii) Investment in Multipurpose Project (Bhimkund and Tikarapara Project)	..	..	..	..	0.91	..	..
(iv) Investment in Mini Hydro Harabhangi Project	..	..	..	..	1.92	..	..
<b>Total - 190</b>	..	..	..	..	19,32.82	..	..
202- Rengali Power Project	..	..	..	..	2,50.60	..	..
<b>Total - 202</b>	..	..	..	..	2,50.60	..	..
796- Tribal Area Sub-Plan							
(i) Potteru Hydro Electric Project - Electrical Works	..	..	..	..	14,06.64	..	..
(ii) Upper Indravati Power Project-Civil Works	..	..	..	..	3,09,36.11	..	..
(iii) Rengali Power Project	..	..	..	..	2,95.47	..	..
(iv) Hirakud (Stage-I)	..	..	..	..	25.00	..	..
(v) Upper Kolab Project	..	..	..	..	74,18.62	..	..
<b>Total - 796</b>	..	..	..	..	4,00,81.84	..	..

## STATEMENT No. 16

## DETAILED STATEMENT OF CAPITAL EXPENDITURE BY MINOR HEADS AND SUB HEADS

Nature of expenditure	Expenditure during the year 2015-16				Expenditure to end of 2015-16	Expenditure during the year 2014-15	Per cent Increase (+)/ Decrease (-)
	Non-Plan	State Plan	CP / GOI Share of CSS	TOTAL			
1	2	3	4	5	6	7	8
<i>Figures in italics represent charged expenditure</i>							(₹ in lakh)
<b>Expenditure Heads(Capital Account) - Contd.</b>							
<b>C. Capital Account of Economic Services - Contd.</b>							
<b>(e) Capital Account of Energy - Contd.</b>							
<b>4801- Capital Outlay on Power Projects - Contd.</b>							
<b>01 Hydel Generation - Concl'd.</b>							
799- Suspense under Hydro-Electric Scheme							
(i) Suspense	..	..	..	..	(-)6.00	..	..
(ii) Balimela Dam Project	..	..	..	..	37,00.55	..	..
(iii) Rengali Multipurpose River Project	..	..	..	..	1,97,64.22	..	..
(iv) Machhkund Hydro Electric(Joint) Scheme	..	..	..	..	4,62.64	..	..
(v) Hirakud Dam Project	..	..	..	..	2,18.19	..	..
(vi) Hydro Power Project under EIC Irrigation	..	..	..	..	96.94	..	..
<b>Total - 799</b>	..	..	..	..	2,42,36.54	..	..
800- Other Expenditure	..	..	..	..	50.00	..	..
<b>Total - 800</b>	..	..	..	..	50.00	..	..
<b>Total - 01</b>	..	..	..	..	<b>6,65,51.80</b>	..	..
190- Investments in Public Sector and Other Undertakings							
(i) Share Capital Investment in Odisha Power Generation Corporation (OPGC)	..	..	..	..	4,51,80.00	..	..
<b>Total - 190</b>	..	..	..	..	4,51,80.00	..	..

## STATEMENT No. 16

## DETAILED STATEMENT OF CAPITAL EXPENDITURE BY MINOR HEADS AND SUB HEADS

Nature of expenditure	Expenditure during the year 2015-16				Expenditure to end of 2015-16	Expenditure during the year 2014-15	Per cent Increase (+)/ Decrease (-)
	Non-Plan	State Plan	CP / GOI				
			Share of CSS	TOTAL			
1	2	3	4	5	6	7	8
<i>Figures in italics represent charged expenditure</i>							(₹ in lakh)
<b>Expenditure Heads(Capital Account) - Contd.</b>							
<b>C. Capital Account of Economic Services - Contd.</b>							
<b>(e) Capital Account of Energy - Contd.</b>							
<b>4801- Capital Outlay on Power Projects - Contd.</b>							
<b>02 Thermal Power Generation</b>							
799- Suspense (Each Thermal Power Scheme)							
(i) Talcher Thermal Scheme	..	..	..	..	(-)40.52	..	..
(ii) Talcher Utilisation Scheme	..	..	..	..	(-)2.97	..	..
<b>Total - 799</b>	..	..	..	..	(-)43.49	..	..
800- Other Expenditure	..	..	..	..	1,93,24.17	..	..
<b>Total - 800</b>	..	..	..	..	1,93,24.17	..	..
<b>Total - 02</b>	..	..	..	..	<b>6,44,60.68</b>	..	..
<b>05 Transmission and Distribution</b>							
190- Investments in Public Sector and Other Undertakings							
(i) Share Capital Investment in OHPC	..	25,00.07	..	25,00.07	25,00.07	..	..
(ii) Share Capital Investment in OPTCL	..	7.00	..	7.00	7.00	..	..
(iii) Construction of Smart Grid in OPTCL	..	30,00.00	..	30,00.00	30,00.00	..	..
(iv) Implementation of Non-remunerative transmission project in backward districts in OPTCL	..	20,10.00	..	20,10.00	1,68,20.80	27,50.00	(-)26.91
(v) Investment in Share Capital in favour of OHPC in OSEB for Extension of Balimela Dam Project	..	..	..	..	20,00.00	..	..
(vi) Share Capital Investment in GRIDCO out of Financial Assistance from DFID (EAP)	..	..	..	..	1,63,51.04	..	..
<b>Total - 190</b>	..	75,17.07	..	75,17.07	4,06,78.91	27,50.00	(+)173.35

## STATEMENT No. 16

## DETAILED STATEMENT OF CAPITAL EXPENDITURE BY MINOR HEADS AND SUB HEADS

Nature of expenditure	Expenditure during the year 2015-16				Expenditure to end of 2015-16	Expenditure during the year 2014-15	Per cent Increase (+)/ Decrease (-)
	Non-Plan	State Plan	CP / GOI Share of CSS	TOTAL			
1	2	3	4	5	6	7	8
<i>Figures in italics represent charged expenditure</i>							(₹ in lakh)
<b>Expenditure Heads(Capital Account) - Contd.</b>							
<b>C. Capital Account of Economic Services - Contd.</b>							
<b>(e) Capital Account of Energy - Contd.</b>							
<b>4801- Capital Outlay on Power Projects - Contd.</b>							
<b>05 Transmission and Distribution - Contd.</b>							
789- Special Component Plan for Scheduled Castes							
(i) Implementation of Non-remunerative transmission Project in Backward Districts (Share Capital Investment in OPTCL)	..	17,22.00	..	17,22.00	56,16.50	10,50.00	(+)64.00
(ii) <i>Biju Saharanchal Vidyutikaran Yojana</i>	..	1,66.40	..	1,66.40	15,50.28	1,66.28	(+)0.07
(iii) Agriculture Feeder in High Agriculture Load Area	..	..	..	..	59,31.75	20,00.00	..
(iv) Shifting of Transformers	..	10.50	..	10.50	7,12.59	3,48.29	(-)96.99
(v) Construction of Grid Substation	..	1,76,32.07	..	1,76,32.07	2,43,20.07	31,50.00	(+)459.75
<b>Total - 789</b>	..	1,95,30.97	..	1,95,30.97	3,81,31.19	67,14.57	(+)190.87
796- Tribal Area Sub-Plan							
(i) Implementation of Non-remunerative Transmission Project in Backward Districts (Share Capital Investment in OPTCL)	..	19,68.00	..	19,68.00	1,25,62.70	12,00.00	(+)64.00
(ii) <i>Biju Saharanchal Vidyutikaran Yojana</i>	..	2,39.20	..	2,39.20	22,23.20	2,24.85	(+)6.38
(iii) Agriculture Feeder in High Agriculture Load Area	..	..	..	..	55,88.00	20,00.00	..
(iv) Shifting of Transformers	..	12.00	..	12.00	9,61.35	4,70.95	(-)97.45
(v) Construction of Grid Substation	..	2,01,50.95	..	2,01,50.95	2,85,34.95	36,00.00	(+)459.75
<b>Total - 796</b>	..	2,23,70.15	..	2,23,70.15	4,98,70.20	74,95.80	(+)198.44

## STATEMENT No. 16

## DETAILED STATEMENT OF CAPITAL EXPENDITURE BY MINOR HEADS AND SUB HEADS

Nature of expenditure	Expenditure during the year 2015-16				Expenditure to end of 2015-16	Expenditure during the year 2014-15	Per cent Increase (+)/ Decrease (-)
	CP / GOI						
	Non-Plan	State Plan	Share of CSS	TOTAL			
1	2	3	4	5	6	7	8
<i>Figures in italics represent charged expenditure</i>							(₹ in lakh)
<b>Expenditure Heads(Capital Account) - Contd.</b>							
<b>C. Capital Account of Economic Services - Contd.</b>							
<b>(e) Capital Account of Energy - Contd.</b>							
<b>4801- Capital Outlay on Power Projects - Contd.</b>							
<b>05 Transmission and Distribution - Concl'd.</b>							
800- Other Expenditure							
(i) State Capital Region Improvement of Power System(SCRIP)	..	70,00.00	..	70,00.00	70,00.00	..	..
(i) Electrification for important Institutes and Sites	..	28,85.19	..	28,85.19	1,93,26.44	80,45.73	(-)64.14
(ii) <i>Biju Saharanchal Vidyutikaran Yojana</i>	..	5,94.40	..	5,94.40	40,84.75	13,02.66	(-)54.37
(iii) <i>Nabakalebar</i>	..	67,29.81	..	67,29.81	2,64,15.83	1,11,86.02	(-)39.84
(iv) Agriculture Feeder in High Agriculture Load Area	..	..	..	..	35,80.25	10,00.00	..
(v) Shifting of Transformers	..	27.50	..	27.50	22,46.47	10,51.17	(-)97.38
(vi) Construction of Grid Substation	..	5,12,16.98	..	5,12,16.98	6,90,44.98	82,50.00	(+)520.81
(vii) Survey of Transformer	..	1,00.00	..	1,00.00	12,00.00	10,00.00	(-)90.00
(ix) Odisha Power Sector Improvement Project	..	64,99.00	..	64,99.00	64,99.00	..	..
<b>Total - 800</b>	..	7,50,52.88	..	7,50,52.88	13,93,97.72	3,18,35.58	(+)135.75
<b>Total - 05</b>	..	<b>12,44,71.07</b>	..	<b>12,44,71.07</b>	<b>26,80,78.02</b>	<b>4,87,95.95</b>	<b>(+)155.08</b>
<b>06 Rural Electrification</b>							
789- Special Component Plan for Scheduled Castes							
(i) <i>Biju Gram Jyoti</i>	..	9,72.95	..	9,72.95	98,59.68	12,90.94	(-)24.63
(ii) <i>Rajiv Gandhi Grameen Vidyuti Karan Yojana</i>	..	26,84.70	..	26,84.70	36,48.96	..	..
(iii) SCA for Special Programmes for KBK District	..	..	..	..	13,97.50	3,25.00	..
<b>Total - 789</b>	..	36,57.65	..	36,57.65	1,49,06.14	16,15.94	(+)126.35

## STATEMENT No. 16

## DETAILED STATEMENT OF CAPITAL EXPENDITURE BY MINOR HEADS AND SUB HEADS

Nature of expenditure	Expenditure during the year 2015-16				Expenditure to end of 2015-16	Expenditure during the year 2014-15	Per cent Increase (+)/ Decrease (-)
	Non-Plan	State Plan	CP / GOI Share of CSS	TOTAL			
1	2	3	4	5	6	7	8
<i>Figures in italics represent charged expenditure</i>							(₹ in lakh)
<b>Expenditure Heads(Capital Account) - Contd.</b>							
<b>C. Capital Account of Economic Services - Contd.</b>							
<b>(e) Capital Account of Energy - Contd.</b>							
<b>4801- Capital Outlay on Power Projects - Contd.</b>							
<b>06 Rural Electrification - Concl'd.</b>							
796- Tribal Area Sub-Plan							
(i) <i>Biju Gram Jyoti</i>	..	13,15.60	..	13,15.60	1,35,38.28	17,45.58	(-)24.63
(ii) <i>Rajiv Gandhi Grameen Vidyuti Karan Yojana</i>	..	20,70.00	..	20,70.00	38,24.38	..	..
(iii) SCA for Special Programmes for KBK District	..	..	..	..	33,03.26	7,68.20	..
<b>Total - 796</b>	..	33,85.60	..	33,85.60	2,06,65.92	25,13.78	(+)34.68
800- Other Expenditure							
(i) <i>Biju Gram Jyoti</i>	..	31,91.00	..	31,91.00	2,00,82.19	42,71.38	(-)25.29
(ii) <i>Rajiv Gandhi Grameen Vidyuti Karan Yojana</i>	..	41,74.32	..	41,74.32	54,76.54	26.30	(+)15771.94
(iii) SCA for Special Programmes for KBK District	..	2,00.00	..	2,00.00	40,99.24	9,06.80	(-)77.94
(iv) GRID Upgradation	..	..	..	..	6,00.00	..	..
(v) Conservation of Conductors	..	..	..	..	3,00.00	..	..
<b>Total - 800</b>	..	75,65.32	..	75,65.32	3,05,57.97	52,04.48	(+)45.36
<b>Total - 06</b>	..	<b>1,46,08.57</b>	..	<b>1,46,08.57</b>	<b>6,61,30.03</b>	<b>93,34.20</b>	<b>(+)56.51</b>
<b>80 General</b>							
004- Research and Development							
(i) Standard Testing Laboratory	..	..	..	..	3,15.14	..	..
<b>Total - 004</b>	..	..	..	..	3,15.14	..	..

## STATEMENT No. 16

## DETAILED STATEMENT OF CAPITAL EXPENDITURE BY MINOR HEADS AND SUB HEADS

Nature of expenditure	Expenditure during the year 2015-16				Expenditure to end of 2015-16	Expenditure during the year 2014-15	Per cent Increase (+)/ Decrease (-)
	Non-Plan	State Plan	CP / GOI Share of CSS	TOTAL			
1	2	3	4	5	6	7	8
<i>Figures in italics represent charged expenditure</i>							(₹ in lakh)
<b>Expenditure Heads(Capital Account) - Contd.</b>							
<b>C. Capital Account of Economic Services - Contd.</b>							
<b>(e) Capital Account of Energy - Concl'd.</b>							
<b>4801- Capital Outlay on Power Projects - Concl'd.</b>							
<b>80 General - Concl'd.</b>							
190- Investments in Public Sector and Other Undertakings							
(i) Share Capital Investment in GRIDCO	..	..	..	..	1,43,73.00	..	..
<b>Total - 190</b>	..	..	..	..	1,43,73.00	..	..
800- Other Expenditure							
(i) Construction of Buildings	..	59.34	..	59.34	4,75.72	19.90	(+)198.19
(ii) Reform and Restructuring Projects- Establishment	..	7,25.48	..	7,25.48	45,90.34	14,99.96	(-)51.63
<b>Total - 800</b>	..	7,84.82	..	7,84.82	50,66.06	15,19.86	(-)48.36
<b>Total - 80</b>	..	<b>7,84.82</b>	..	<b>7,84.82</b>	<b>1,97,54.20</b>	<b>15,19.86</b>	<b>(-)48.36</b>
<b>Total -4801</b>	..	<b>13,98,64.46</b>	..	<b>13,98,64.46</b>	<b>48,49,74.73</b>	<b>5,96,50.01</b>	<b>(+)134.48</b>
<b>4810- Capital Outlay on New and Renewable Energy</b>							
800- Other Expenditure	..	..	..	..	1.40	..	..
<b>Total - 800</b>	..	..	..	..	1.40	..	..
<b>Total -4810</b>	..	..	..	..	<b>1.40</b>	..	..
<b>Total - (e) Capital Account of Energy</b>	..	<b>13,98,64.46</b>	..	<b>13,98,64.46</b>	<b>48,49,76.13</b>	<b>5,96,50.01</b>	<b>(+)134.48</b>



## STATEMENT No. 16

## DETAILED STATEMENT OF CAPITAL EXPENDITURE BY MINOR HEADS AND SUB HEADS

Nature of expenditure	Expenditure during the year 2015-16				Expenditure to end of 2015-16	Expenditure during the year 2014-15	Per cent Increase (+)/ Decrease (-)
	Non-Plan	State Plan	CP / GOI Share of CSS	TOTAL			
1	2	3	4	5	6	7	8
<i>Figures in italics represent charged expenditure</i>							(₹ in lakh)
<b>Expenditure Heads(Capital Account) - Contd.</b>							
<b>C. Capital Account of Economic Services - Contd.</b>							
<b>(f) Capital Account of Industry and Minerals</b>							
<b>4851- Capital Outlay on Village and Small Industries</b>							
001- Direction and Administration	..	..	..	..	1.82	..	..
<b>Total - 001</b>	..	..	..	..	1.82	..	..
101- Industrial Estates							
(i) Other Schemes	..	..	..	..	1,87.22	..	..
(ii) Construction of Industrial Estates	..	..	..	..	1,33.18	..	..
<b>Total - 101</b>	..	..	..	..	3,20.40	..	..
102- Small Scale Industries							
(i) Redemption of Preferential Equity Share Capital of OSIC Ltd	(-)2,94.80	..	..	(-)2,94.80 (A)	(-)8,84.40	(-)2,94.80	..
(ii) Investments	..	..	..	..	30,61.15	..	..
<b>Total - 102</b>	(-)2,94.80	..	..	(-)2,94.80	21,76.75	(-)2,94.80	..
103- Handloom Industries							
(i) Restructuring Plan for Sambalpuri Bastralaya	..	1,99.34	..	1,99.34	19,99.34	..	..
(iii) Investments	..	..	..	..	4,20.90	..	..
<b>Total - 103</b>	..	1,99.34	..	1,99.34	24,20.24	..	..

(A) Due to Redemption of preferential equity share capital of OSIC Ltd.

## STATEMENT No. 16

## DETAILED STATEMENT OF CAPITAL EXPENDITURE BY MINOR HEADS AND SUB HEADS

Nature of expenditure	Expenditure during the year 2015-16				Expenditure to end of 2015-16	Expenditure during the year 2014-15	Per cent Increase (+)/ Decrease (-)
	Non-Plan	State Plan	CP / GOI Share of CSS	TOTAL			
1	2	3	4	5	6	7	8
<i>Figures in italics represent charged expenditure</i>							(₹ in lakh)
<b>Expenditure Heads(Capital Account) - Contd.</b>							
<b>C. Capital Account of Economic Services - Contd.</b>							
<b>(f) Capital Account of Industry and Minerals - Contd.</b>							
<b>4851- Capital Outlay on Village and Small Industries - Contd.</b>							
104- Handicraft Industries	..	..	..	..	1,29.21	..	..
<b>Total - 104</b>	..	..	..	..	1,29.21	..	..
106- Coir Industries	..	..	..	..	24.57	..	..
<b>Total - 106</b>	..	..	..	..	24.57	..	..
107- Sericulture Industries	..	..	..	..	35.93	..	..
<b>Total - 107</b>	..	..	..	..	35.93	..	..
108- Power loom Industries	..	..	..	..	2,56.10	..	..
<b>Total - 108</b>	..	..	..	..	2,56.10	..	..
109- Composite Village & Small Industries Co-operative							
(i) Purchase of Share of Co-operative Spinning Mills	..	..	..	..	8,01.96	..	..
<b>Total - 109</b>	..	..	..	..	8,01.96	..	..
190- Investments in Public Sector and Other Undertakings							
(i) Share Capital Investment in Odisha Small Industries Corporation	..	..	..	..	3,00.14	..	..

## STATEMENT No. 16

## DETAILED STATEMENT OF CAPITAL EXPENDITURE BY MINOR HEADS AND SUB HEADS

Nature of expenditure	Expenditure during the year 2015-16				Expenditure to end of 2015-16	Expenditure during the year 2014-15	Per cent Increase (+)/ Decrease (-)
	Non-Plan	State Plan	CP / GOI				
			Share of CSS	TOTAL			
1	2	3	4	5	6	7	8
<i>Figures in italics represent charged expenditure</i>							(₹ in lakh)
<b>Expenditure Heads(Capital Account) - Contd.</b>							
<b>C. Capital Account of Economic Services - Contd.</b>							
<b>(f) Capital Account of Industry and Minerals - Contd.</b>							
<b>4851- Capital Outlay on Village and Small Industries - Contd.</b>							
(ii) Deduct-Write off of Losses in Connection with Share Capital Investment in M/S Jagannath Chemicals and Pharmaceuticals Ltd	..	..	..	..	(-)0.89	..	..
<b>Total - 190</b>	..	..	..	..	2,99.25	..	..
195- Investments in Co-operatives							
(i) Other Schemes	..	..	..	..	3.50	..	..
(ii) Share Capital Investment in Odisha State Handloom & Weaver's Co-operative Society	..	..	..	..	3,94.24	..	..
(iii) Share Capital Investment in Coir Co-operative Society	..	..	..	..	22.93	..	..
(iv) Share Capital Investment in Handicraft Co-operatives	..	..	..	..	36.56	..	..
(v) Share Capital Investment in Odisha Co-operative Coir Corporation Ltd	..	..	..	..	72.36	..	..
(vi) Share Capital Investment in Odisha State Handloom & Weavers' Co-operative Societies OSH & WCS for Renovation/Opening of Showroom	..	..	..	..	4.18	..	..
(vii) Subsidy to Odisha Co-operative Corporation Ltd for Establishment of Rubberised Coir Unit at Bhubaneswar	..	..	..	..	1,02.25	..	..
(viii) Share Capital Investment in Odisha Co-operative Handicraft Corporation	..	..	..	..	18.50	..	..
(ix) Share Capital Investment in Odisha State Tassar and Silk Co-operative Ltd (SERIFED)	..	..	..	..	1.94	..	..

## STATEMENT No. 16

## DETAILED STATEMENT OF CAPITAL EXPENDITURE BY MINOR HEADS AND SUB HEADS

Nature of expenditure	Expenditure during the year 2015-16				Expenditure to end of 2015-16	Expenditure during the year 2014-15	Per cent Increase (+)/ Decrease (-)
	Non-Plan	State Plan	CP / GOI				
			Share of CSS	TOTAL			
1	2	3	4	5	6	7	8
<i>Figures in italics represent charged expenditure</i>							(₹ in lakh)
<b>Expenditure Heads(Capital Account) - Contd.</b>							
<b>C. Capital Account of Economic Services - Contd.</b>							
<b>(f) Capital Account of Industry and Minerals - Contd.</b>							
<b>4851- Capital Outlay on Village and Small Industries - Contd.</b>							
(x) Share Capital Investment in Odisha State Handloom Development Corporation	..	..	..	..	6.00	..	..
(xi) Share Capital Investment in Panchayat Industrial Co-operatives	..	..	..	..	98.41	..	..
(xii) Share Capital Investment in New Mayurbhanj Textile Mills	..	..	..	..	4.00	..	..
(xiii) Share Capital Investment in Power loom Weaver's Co-operative Societies	..	..	..	..	1,24.50	..	..
(xiv) Share Capital Investment in Chhatia Weaving Mill	..	..	..	..	2.50	..	..
(xv) Share Capital Investment in Barunei Power loom Weaver's Co-operative Society Limited	..	..	..	..	4.50	..	..
(xvi) Share Capital Investment in Baldevjew Power loom Weaver's Co-operative Society Limited	..	..	..	..	3.00	..	..
(xvii) Share Capital Investment in Aska Power loom Weaver's Co-operative Society Limited	..	..	..	..	0.71	..	..
<b>Total - 195</b>	..	..	..	..	8,55.08	..	..
200- Other Village Industries	..	..	..	..	49.00	..	..
<b>Total - 200</b>	..	..	..	..	49.00	..	..

## STATEMENT No. 16

## DETAILED STATEMENT OF CAPITAL EXPENDITURE BY MINOR HEADS AND SUB HEADS

Nature of expenditure	Expenditure during the year 2015-16				Expenditure to end of 2015-16	Expenditure during the year 2014-15	Per cent Increase (+)/ Decrease (-)
	Non-Plan	State Plan	CP / GOI Share of CSS	TOTAL			
1	2	3	4	5	6	7	8
<i>Figures in italics represent charged expenditure</i>							(₹ in lakh)
<b>Expenditure Heads(Capital Account) - Contd.</b>							
<b>C. Capital Account of Economic Services - Contd.</b>							
<b>(f) Capital Account of Industry and Minerals - Contd.</b>							
<b>4851- Capital Outlay on Village and Small Industries - Concl'd.</b>							
789- Special Component Plan for Scheduled Castes							
(i) Share Capital Investment in PSUs/Corporations/Co-operatives	..	..	..	..	1,50.00	..	..
<b>Total - 789</b>	..	..	..	..	1,50.00	..	..
796- Tribal Area Sub-Plan	..	..	..	..	97.42	..	..
<b>Total - 796</b>	..	..	..	..	97.42	..	..
800- Other Expenditure	..	..	..	..	2,68.44	..	..
<b>Total - 800</b>	..	..	..	..	2,68.44	..	..
901- Deduct- Receipts and Recoveries on Capital Account							
(i) Deduct-Recoveries	..	..	..	..	(-)1.24	..	..
<b>Total - 901</b>	..	..	..	..	(-)1.24	..	..
<b>Total -4851</b>	<b>(-)2,94.80</b>	<b>1,99.34</b>	<b>..</b>	<b>(-)95.46</b>	<b>78,84.93</b>	<b>(-)2,94.80</b>	<b>(-)67.62</b>
<b>4852- Capital Outlay on Iron and Steel Industries</b>							
<b>01 Mining</b>							
800- Other Expenditure							
(i) Duburi Area Land Acquisition Reclamation and Settlement	..	..	..	..	7.20	..	..
(ii) Establishment of Steel Plant in Odisha at Gopalpur	..	..	..	..	69.55	..	..
(iii) Monitoring of Work at Headquarters relating to Steel Plant	..	..	..	..	22,67.95	..	..
<b>Total - 800</b>	..	..	..	..	23,44.70	..	..
<b>Total - 01</b>	..	..	..	..	<b>23,44.70</b>	..	..

## STATEMENT No. 16

## DETAILED STATEMENT OF CAPITAL EXPENDITURE BY MINOR HEADS AND SUB HEADS

Nature of expenditure	Expenditure during the year 2015-16				Expenditure to end of 2015-16	Expenditure during the year 2014-15	Per cent Increase (+)/ Decrease (-)
	Non-Plan	State Plan	CP / GOI Share of CSS	TOTAL			
1	2	3	4	5	6	7	8
<i>Figures in italics represent charged expenditure</i>							(₹ in lakh)
<b>Expenditure Heads(Capital Account) - Contd.</b>							
<b>C. Capital Account of Economic Services - Contd.</b>							
<b>(f) Capital Account of Industry and Minerals - Contd.</b>							
<b>4852- Capital Outlay on Iron and Steel Industries - Concl'd.</b>							
<b><i>02 Manufacture</i></b>							
190- Investments in Public Sector and Other Undertakings							
(i) Share Capital Investment in Nilachal Ispat Nigam Limited and Konark Met Coke Limited.	..	..	..	..	7,42.37	..	..
<b>Total - 190</b>	..	..	..	..	7,42.37	..	..
800- Other Expenditure	..	..	..	..	4,41.13	..	..
<b>Total - 800</b>	..	..	..	..	4,41.13	..	..
<b>Total - 02</b>	..	..	..	..	<b>11,83.50</b>	..	..
<b>Total -4852</b>	..	..	..	..	<b>35,28.20</b>	..	..
<b>4853- Capital Outlay on Non-Ferrous Mining and Metallurgical Industries</b>							
<b><i>01 Mineral Exploration and Development</i></b>							
190- Investments in Public Sector and Other Undertakings							
(i) Other Schemes	..	..	..	..	1.00	..	..
(ii) Odisha Mining Corporation Ltd. (OMC), Bhubaneswar	..	..	..	..	31,45.83	..	..
<b>Total - 190</b>	..	..	..	..	31,46.83	..	..
796- Tribal Area Sub-Plan	..	..	..	..	0.36	..	..
<b>Total - 796</b>	..	..	..	..	0.36	..	..
800- Other Expenditure	..	..	..	..	23.96	..	..
<b>Total - 800</b>	..	..	..	..	23.96	..	..
<b>Total - 01</b>	..	..	..	..	<b>31,71.15</b>	..	..

## STATEMENT No. 16

## DETAILED STATEMENT OF CAPITAL EXPENDITURE BY MINOR HEADS AND SUB HEADS

Nature of expenditure	Expenditure during the year 2015-16				Expenditure to end of 2015-16	Expenditure during the year 2014-15	Per cent Increase (+)/ Decrease (-)
	Non-Plan	State Plan	CP / GOI Share of CSS	TOTAL			
1	2	3	4	5	6	7	8
<i>Figures in italics represent charged expenditure</i>							(₹ in lakh)
<b>Expenditure Heads(Capital Account) - Contd.</b>							
<b>C. Capital Account of Economic Services - Contd.</b>							
<b>(f) Capital Account of Industry and Minerals - Contd.</b>							
<b>4853- Capital Outlay on Non-Ferrous Mining and Metallurgical Industries - Concl'd.</b>							
<i>02 Non-Ferrous Metals</i>							
004- Research and Development	..	..	..	..	7.95	..	..
<b>Total - 004</b>	..	..	..	..	7.95	..	..
796- Tribal Area Sub-Plan	..	..	..	..	6.90	..	..
<b>Total - 796</b>	..	..	..	..	6.90	..	..
<b>Total - 02</b>	..	..	..	..	<b>14.85</b>	..	..
<i>60 Other Mining and Metallurgical Industries</i>							
004- Research and Development	..	..	..	..	3.54	..	..
<b>Total - 004</b>	..	..	..	..	3.54	..	..
800- Other Expenditure							
(i) Acquisition of Charge Chrome Division, OMC Ltd.	..	..	..	..	35,95.60	..	..
<b>Total - 800</b>	..	..	..	..	35,95.60	..	..
901- Deduct- Receipts and Recoveries on Capital Account							
(i) Deduct-Recoveries	..	..	..	..	(-)3,37.14	..	..
<b>Total - 901</b>	..	..	..	..	(-)3,37.14	..	..
<b>Total - 60</b>	..	..	..	..	<b>32,62.00</b>	..	..
<b>Total -4853</b>	..	..	..	..	<b>64,48.00</b>	..	..

## STATEMENT No. 16

## DETAILED STATEMENT OF CAPITAL EXPENDITURE BY MINOR HEADS AND SUB HEADS

Nature of expenditure	Expenditure during the year 2015-16				Expenditure to end of 2015-16	Expenditure during the year 2014-15	Per cent Increase (+)/ Decrease (-)
	Non-Plan	State Plan	CP / GOI Share of CSS	TOTAL			
1	2	3	4	5	6	7	8
<i>Figures in italics represent charged expenditure</i>							(₹ in lakh)
<b>Expenditure Heads(Capital Account) - Contd.</b>							
<b>C. Capital Account of Economic Services - Contd.</b>							
<b>(f) Capital Account of Industry and Minerals - Contd.</b>							
<b>4855- Capital Outlay on Fertiliser Industries</b>							
190- Investments in Public Sector and Other Undertakings	..	..	..	..	6.50	..	..
<b>Total - 190</b>	..	..	..	..	6.50	..	..
<b>Total -4855</b>	..	..	..	..	<b>6.50</b>	..	..
<b>4858- Capital Outlay on Engineering Industries</b>							
<b>02 Other Industrial Machinery Industries</b>							
190- Investments in Public Sector and Other Undertakings							
(i) Share Capital to Odisha Construction Corporation	..	..	..	..	6,72.86	..	..
<b>Total - 190</b>	..	..	..	..	6,72.86	..	..
<b>Total - 02</b>	..	..	..	..	<b>6,72.86</b>	..	..
<b>60 Others</b>							
190- Investments in Public Sector and Other Undertakings							
(i) Other Schemes	..	..	..	..	0.95	..	..
(ii) Odisha Construction Corporation	..	..	..	..	5,27.14	..	..
(iii) Share Capital Investment in Odisha Bridge Construction Corporation Limited	..	..	..	..	5,00.00	..	..
<b>Total - 190</b>	..	..	..	..	10,28.09	..	..



## STATEMENT No. 16

## DETAILED STATEMENT OF CAPITAL EXPENDITURE BY MINOR HEADS AND SUB HEADS

Nature of expenditure	Expenditure during the year 2015-16				Expenditure to end of 2015-16	Expenditure during the year 2014-15	Per cent Increase (+)/ Decrease (-)
	Non-Plan	State Plan	CP / GOI Share of CSS	TOTAL			
1	2	3	4	5	6	7	8
<i>Figures in italics represent charged expenditure</i>							(₹ in lakh)
<b>Expenditure Heads(Capital Account) - Contd.</b>							
<b>C. Capital Account of Economic Services - Contd.</b>							
<b>(f) Capital Account of Industry and Minerals - Contd.</b>							
<b>4858- Capital Outlay on Engineering Industries - Concl'd.</b>							
<b>60 Others - Concl'd.</b>							
901- Deduct- Receipts and Recoveries on Capital Account							
(i) Deduct-Recoveries	..	..	..	..	(-)50.00	..	..
<b>Total - 901</b>	..	..	..	..	(-)50.00	..	..
<b>Total - 60</b>	..	..	..	..	<b>9,78.09</b>	..	..
<b>Total -4858</b>	..	..	..	..	<b>16,50.95</b>	..	..
<b>4859- Capital Outlay on Telecommunication and Electronic Industries</b>							
<b>02 Electronics</b>							
190- Investments in Public Sector and Other Undertakings							
(i) Share Capital Investment in the Odisha State Electronics Development Corporation for Promotion & Development of Electronic Industries	..	..	..	..	17,78.50	..	..
(ii) Share Capital Investment in M/S Konark TV Ltd.	..	..	..	..	5,86.07	..	..
<b>Total - 190</b>	..	..	..	..	23,64.57	..	..
<b>Total - 02</b>	..	..	..	..	<b>23,64.57</b>	..	..
<b>Total -4859</b>	..	..	..	..	<b>23,64.57</b>	..	..

## STATEMENT No. 16

## DETAILED STATEMENT OF CAPITAL EXPENDITURE BY MINOR HEADS AND SUB HEADS

Nature of expenditure	Expenditure during the year 2015-16				Expenditure to end of 2015-16	Expenditure during the year 2014-15	Per cent Increase (+)/ Decrease (-)
	Non-Plan	State Plan	CP / GOI				
			Share of CSS	TOTAL			
1	2	3	4	5	6	7	8
<i>Figures in italics represent charged expenditure</i>							(₹ in lakh)
<b>Expenditure Heads(Capital Account) - Contd.</b>							
<b>C. Capital Account of Economic Services - Contd.</b>							
<b>(f) Capital Account of Industry and Minerals - Contd.</b>							
<b>4860- Capital Outlay on Consumer Industries</b>							
<i>01 Textiles</i>							
190- Investments in Public Sector and Other Undertakings							
(i) Share Capital Investment in PSUs/Corporations/Co-operatives	..	..	..	..	26.68	..	..
(ii) Share Capital Investment in Konark Cotton Grower's Co-operative Spinning Mills Ltd. Kesinga	..	..	..	..	27.25	..	..
(iii) Share Capital Investment in SPINFED	..	..	..	..	26.62	..	..
(iv) Share Capital Investment in Other Textile Mills (OTM)	..	..	..	..	5,90.83	..	..
(v) Other Textile Mills (Bhaskar Textile Mills)	..	..	..	..	4,36.39	..	..
(vi) Share Capital Investment in Co-operative Spinning Mills Limited	..	..	..	..	4,07.71	..	..
(vii) Share Capital Investment in Odisha State Tassar ICS Ltd	..	..	..	..	37.32	..	..
<b>Total - 190</b>	..	..	..	..	15,52.80	..	..
195- Investments in Co-operatives							
(i) Share Capital Investment in Utkal Weavers' Co-operative Spin Mills Ltd., Khurda	..	..	..	..	4,70.57	..	..
(ii) Share Capital Investment in Cotton Growers' Co-operative Spinning Mills Limited	..	..	..	..	5,88.08	..	..
(iii) Share Capital Investment in SPINFED	..	..	..	..	1,66.50	..	..
<b>Total - 195</b>	..	..	..	..	12,25.15	..	..

## STATEMENT No. 16

## DETAILED STATEMENT OF CAPITAL EXPENDITURE BY MINOR HEADS AND SUB HEADS

Nature of expenditure	Expenditure during the year 2015-16				Expenditure to end of 2015-16	Expenditure during the year 2014-15	Per cent Increase (+)/ Decrease (-)
	Non-Plan	State Plan	CP / GOI Share of CSS	TOTAL			
1	2	3	4	5	6	7	8
<i>Figures in italics represent charged expenditure</i>							(₹ in lakh)
<b>Expenditure Heads(Capital Account) - Contd.</b>							
<b>C. Capital Account of Economic Services - Contd.</b>							
<b>(f) Capital Account of Industry and Minerals - Contd.</b>							
<b>4860- Capital Outlay on Consumer Industries- Contd.</b>							
<b>01 Textiles- Contd.</b>							
789- Special Component Plan for Scheduled Castes							
(i) Share Capital Investment in PSUs/Corporations/Co-operatives	..	..	..	..	8.93	..	..
<b>Total - 789</b>	..	..	..	..	8.93	..	..
796- Tribal Area Sub-Plan							
(i) Share Capital Investment in PSUs/Corporations/Co-	..	..	..	..	29.39	..	..
<b>Total - 796</b>	..	..	..	..	29.39	..	..
800- Other Expenditure							
(i) Setting up of Industrial Complex at Choudwar	..	..	..	..	30,00.00	..	..
<b>Total - 800</b>	..	..	..	..	30,00.00	..	..
<b>Total - 01</b>	..	..	..	..	<b>58,16.27</b>	..	..
<b>03 Leather</b>							
190- Investments in Public Sector and Other Undertakings							
(i) Share Capital Investment in Leather Corporation of Odisha Limited	..	..	..	..	2,71.50	..	..
<b>Total - 190</b>	..	..	..	..	2,71.50	..	..
<b>Total - 03</b>	..	..	..	..	<b>2,71.50</b>	..	..

## STATEMENT No. 16

## DETAILED STATEMENT OF CAPITAL EXPENDITURE BY MINOR HEADS AND SUB HEADS

Nature of expenditure	Expenditure during the year 2015-16				Expenditure to end of 2015-16	Expenditure during the year 2014-15	Per cent Increase (+)/ Decrease (-)
	Non-Plan	State Plan	CP / GOI Share of CSS	TOTAL			
1	2	3	4	5	6	7	8
<i>Figures in italics represent charged expenditure</i>							(₹ in lakh)
<b>Expenditure Heads(Capital Account) - Contd.</b>							
<b>C. Capital Account of Economic Services - Contd.</b>							
<b>(f) Capital Account of Industry and Minerals - Contd.</b>							
<b>4860- Capital Outlay on Consumer Industries - Contd.</b>							
<b>04 Sugar</b>							
190- Investments in Public Sector and Other Undertakings							
(i) Other Schemes	..	..	..	..	7.70	..	..
(ii) Share Capital Contribution to Co-operative Sugar Factories at Aska and Bargarh	..	..	..	..	12,67.93	..	..
(iii) Share Capital Contribution to Baramba Co-operative Sugar Industries	..	..	..	..	1,00.00	..	..
(iv) Share Capital Contribution to Nayagarh Co-operative Sugar Industries	..	..	..	..	1,00.00	..	..
<b>Total - 190</b>	..	..	..	..	14,75.63	..	..
800- Other Expenditure	..	..	..	..	2,17.00	..	..
<b>Total - 800</b>	..	..	..	..	2,17.00	..	..
<b>Total - 04</b>	..	..	..	..	<b>16,92.63</b>	..	..
<b>05 Paper and Newsprint</b>							
800- Other Expenditure	..	..	..	..	6,00.00	..	..
<b>Total - 800</b>	..	..	..	..	6,00.00	..	..
<b>Total - 05</b>	..	..	..	..	<b>6,00.00</b>	..	..

## STATEMENT No. 16

## DETAILED STATEMENT OF CAPITAL EXPENDITURE BY MINOR HEADS AND SUB HEADS

Nature of expenditure	Expenditure during the year 2015-16				Expenditure to end of 2015-16	Expenditure during the year 2014-15	Per cent Increase (+)/ Decrease (-)
	Non-Plan	State Plan	CP / GOI Share of CSS	TOTAL			
1	2	3	4	5	6	7	8
<i>Figures in italics represent charged expenditure</i>							(₹ in lakh)
<b>Expenditure Heads(Capital Account) - Contd.</b>							
<b>C. Capital Account of Economic Services - Contd.</b>							
<b>(f) Capital Account of Industry and Minerals - Contd.</b>							
<b>4860- Capital Outlay on Consumer Industries - Concl'd.</b>							
<b>60 Others - Concl'd.</b>							
101- Edible Oils	..	..	..	..	6.75	..	..
<b>Total - 101</b>	..	..	..	..	6.75	..	..
195- Investments in Co-operatives							
(i) Share Capital Investment in Salt Co-operatives	..	..	..	..	5.60	..	..
<b>Total - 195</b>	..	..	..	..	5.60	..	..
218- Salt	..	..	..	..	3.30	..	..
<b>Total - 218</b>	..	..	..	..	3.30	..	..
600- Others							
(i) Share Capital Contribution for Establishment of Oil Mills	..	..	..	..	6.28	..	..
(ii) Share Capital Contribution to Rice-cum-Oil Milling Units	..	..	..	..	32.38	..	..
<b>Total - 600</b>	..	..	..	..	38.66	..	..
796- Tribal Area Sub-Plan							
(i) Share Capital Contribution to Establishment of Oil Mills	..	..	..	..	8.85	..	..
(ii) Share Capital Contribution to Rice-cum-Oil Milling Units	..	..	..	..	20.00	..	..
<b>Total - 796</b>	..	..	..	..	28.85	..	..
<b>Total - 60</b>	..	..	..	..	<b>83.16</b>	..	..
<b>Total -4860</b>	..	..	..	..	<b>84,63.56</b>	..	..

## STATEMENT No. 16

## DETAILED STATEMENT OF CAPITAL EXPENDITURE BY MINOR HEADS AND SUB HEADS

Nature of expenditure	Expenditure during the year 2015-16				Expenditure to end of 2015-16	Expenditure during the year 2014-15	Per cent Increase (+)/ Decrease (-)
	Non-Plan	State Plan	CP / GOI				
			Share of CSS	TOTAL			
1	2	3	4	5	6	7	8
<i>Figures in italics represent charged expenditure</i>							(₹ in lakh)
<b>Expenditure Heads(Capital Account) - Contd.</b>							
<b>C. Capital Account of Economic Services - Contd.</b>							
<b>(f) Capital Account of Industry and Minerals - Contd.</b>							
<b>4885- Capital Outlay on Industries and Minerals</b>							
<b><i>01 Investments in Industrial Financial Institutions</i></b>							
190- Investments in Public Sector and Other Undertakings							
(i) Conversion of Loan to Share Capital	..	..	..	..	2,86,72.00	..	..
(ii) Share Capital Investment in Industrial Development Corporation (IDC)	..	..	..	..	55,11.79 (A)	..	..
(iii) Odisha State Financial Corporation, Cuttack	..	..	..	..	55,99.99	..	..
(iv) Industrial Promotion and Investment Corporation	..	..	..	..	72,60.38	..	..
(v) Purchase of Shares in Film Development Corporation	..	..	..	..	4,89.70	..	..
<b>Total - 190</b>	..	..	..	..	<b>4,75,33.86</b>	..	..
200- Other Investments							
(i) Other Schemes	..	..	..	..	25.14	..	..
<b>Total - 200</b>	..	..	..	..	<b>25.14</b>	..	..
<b>Total - 01</b>	..	..	..	..	<b>4,75,59.00</b>	..	..

(A) As per Industries Department Letter No. I-PA-08/2016-3117/I, dt. 19.05.2016. Proforma Correction for an amount of ₹30.03 lakh has been effected from 190-Share Capital Investment in IDC to 890-Education, Research and Training.

## STATEMENT No. 16

## DETAILED STATEMENT OF CAPITAL EXPENDITURE BY MINOR HEADS AND SUB HEADS

Nature of expenditure	Expenditure during the year 2015-16				Expenditure to end of 2015-16	Expenditure during the year 2014-15	Per cent Increase (+)/ Decrease (-)
	Non-Plan	State Plan	CP / GOI				
			Share of CSS	TOTAL			
1	2	3	4	5	6	7	8
<i>Figures in italics represent charged expenditure</i>							(₹ in lakh)
<b>Expenditure Heads(Capital Account) - Contd.</b>							
<b>C. Capital Account of Economic Services - Contd.</b>							
<b>(f) Capital Account of Industry and Minerals - Contd.</b>							
<b>4885- Capital Outlay on Industries and Minerals - Contd.</b>							
<b>02 Development of Backward Areas</b>							
190- Investments in Public Sector and Other Undertakings							
(i) Other Schemes	..	..	..	..	1,58.69	..	..
(ii) Share Capital Contribution in Odisha Co-operative Handicraft Corporation	..	..	..	..	21.50	..	..
(iii) Share Capital Contribution to Rice Hullers and Oil Milling Units	..	..	..	..	1,46.90	..	..
(iv) Share Capital Contribution to Panchayat Samiti Industries	..	..	..	..	1,27.53	..	..
(v) Share Capital Investment in State Oil Processing Industrial Co-operative Federation	..	..	..	..	60.05	..	..
(vi) Share Capital Contribution to Co-operative Rice Mills	..	..	..	..	76.38	..	..
(vii) Share Capital Contribution to Co-operative Sugar Mills, Bargarh	..	..	..	..	5,23.02	..	..
(viii) Share Capital Contribution to Co-operative Sugar Factories	..	..	..	..	5,37.68	..	..
<b>Total - 190</b>	..	..	..	..	16,51.75	..	..
796- Tribal Area Sub-Plan							
(i) Other Schemes	..	..	..	..	0.50	..	..
(ii) Industrial Promotion and Investment Corporation	..	..	..	..	2,16.00	..	..
<b>Total - 796</b>	..	..	..	..	2,16.50	..	..
<b>Total - 02</b>	..	..	..	..	18,68.25	..	..

## STATEMENT No. 16

## DETAILED STATEMENT OF CAPITAL EXPENDITURE BY MINOR HEADS AND SUB HEADS

Nature of expenditure	Expenditure during the year 2015-16				Expenditure to end of 2015-16	Expenditure during the year 2014-15	Per cent Increase (+)/ Decrease (-)
	Non-Plan	State Plan	CP / GOI Share of CSS	TOTAL			
1	2	3	4	5	6	7	8
<i>Figures in italics represent charged expenditure</i>							(₹ in lakh)
<b>Expenditure Heads(Capital Account) - Contd.</b>							
<b>C. Capital Account of Economic Services - Contd.</b>							
<b>(f) Capital Account of Industry and Minerals - Concl.</b>							
<b>4885- Capital Outlay on Industries and Minerals - Concl.</b>							
<b>60 Others</b>							
800- Other Expenditure							
(i) Education, Research and Training	..	..	..	..	12,31.91 (A)	..	..
<b>Total - 800</b>	..	..	..	..	12,31.91	..	..
901- Deduct- Receipts and Recoveries on Capital Account							
(i) Deduct-Recoveries	..	..	..	..	(-)0.08	..	..
<b>Total - 901</b>	..	..	..	..	(-)0.08	..	..
<b>Total - 60</b>	..	..	..	..	<b>12,31.83</b>	..	..
<b>Total -4885</b>	..	..	..	..	<b>5,06,59.07</b>	..	..
<b>Total - (f) Capital Account of Industry and Minerals</b>	<b>(-)2,94.80</b>	<b>1,99.34</b>	..	<b>(-)95.46</b>	<b>8,10,05.78</b>	<b>(-)2,94.80</b>	<b>(-)67.62</b>
<b>(g) Capital Account of Transport</b>							
<b>5051- Capital Outlay on Ports and Light Houses</b>							
<b>02 Minor Ports</b>							
200- Other Small Ports							
(i) Bahabalpur Fishing Harbour	..	..	..	..	54.58	..	..
(ii) Chudamani Fishing Harbour	..	..	..	..	1,54.07	..	..

(A) As per Industries Department Letter No. I-PA-08/2016-3117/I, dt. 19.05.2016. Proforma Correction for an amount of ₹30.03 lakh has been effected from 190-Share Capital Investment in IDC to 890-Education, Research and Training.



## STATEMENT No. 16

## DETAILED STATEMENT OF CAPITAL EXPENDITURE BY MINOR HEADS AND SUB HEADS

Nature of expenditure	Expenditure during the year 2015-16				Expenditure to end of 2015-16	Expenditure during the year 2014-15	Per cent Increase (+)/ Decrease (-)
	Non-Plan	State Plan	CP / GOI				
			Share of CSS	TOTAL			
1	2	3	4	5	6	7	8
<i>Figures in italics represent charged expenditure</i>							(₹ in lakh)
<b>Expenditure Heads(Capital Account) - Contd.</b>							
<b>C. Capital Account of Economic Services - Contd.</b>							
<b>(g) Capital Account of Transport - Contd.</b>							
<b>5051- Capital Outlay on Ports and Light Houses - Contd.</b>							
<b>02 Minor Ports - Contd.</b>							
200- Other Small Ports - Contd.							
(iii) Construction	..	10,30.70	..	10,30.70	13,34.70	2,63.00	(+)291.90
(iv) Dhamara Fishing Harbour	..	..	..	..	3,85.50	..	..
(v) Fishing Base at Krishnaprasad	..	..	..	..	12.39	..	..
(vi) Fishing Base at Satapada	..	..	..	..	67.46	..	..
(vii) Gopalpur Port (Direction)	..	..	..	..	86,84.25	..	..
(viii) Gopalpur Port (Execution)	..	..	..	..	7,62.38	..	..
(ix) Suspense	..	..	..	..	10.58	..	..
(x) Development of Minor Ports- Direction	..	..	..	..	37,05.91	..	..
(xi) Development of Minor Ports-Executive	..	..	..	..	12,69.70	..	..
(xii) Rural Infrastructure Development Fund (RIDF)	..	4,77.40	..	4,77.40	9,63.21	4,39.44	(+)8.64
(xiii) Construction of Jetties and Waiting Hall under RIDF	..	..	..	..	4,85.83	..	..
(xiv) Construction of Market Yard and Boundary Wall at Dhamara Fishing Harbour under RIDF	..	..	..	..	1,04.01	..	..
(xv) Assistant Conservator, Ports	..	..	..	..	48.68	..	..
(xvi) Incidental Charges	..	..	..	..	1,08.30	..	..

## STATEMENT No. 16

## DETAILED STATEMENT OF CAPITAL EXPENDITURE BY MINOR HEADS AND SUB HEADS

Nature of expenditure	Expenditure during the year 2015-16				Expenditure to end of 2015-16	Expenditure during the year 2014-15	Per cent Increase (+)/ Decrease (-)
	Non-Plan	State Plan	CP / GOI				
			Share of CSS	TOTAL			
1	2	3	4	5	6	7	8
<i>Figures in italics represent charged expenditure</i>							(₹ in lakh)
<b>Expenditure Heads(Capital Account) - Contd.</b>							
<b>C. Capital Account of Economic Services - Contd.</b>							
<b>(g) Capital Account of Transport - Contd.</b>							
<b>5051- Capital Outlay on Ports and Light Houses - Concltd.</b>							
<i>02 Minor Ports - Concltd.</i>							
200- Other Small Ports - Concltd.							
(xvii) Lalit Patia Jetty	..	..	..	..	8.80	..	..
(xviii) Fishing Base at Chilika Lake	..	..	..	..	44.20	..	..
(xix) Arjipalli	..	..	..	..	2,85.08	..	..
(xx) Paradeep	..	..	..	..	0.36	..	..
<b>Total - 200</b>	..	15,08.10	..	15,08.10	1,84,89.99	7,02.44	(+)114.69
901- Deduct-Receipts and Recoveries on Capital Account							
(i) Deduct-Recoveries	..	..	..	..	(-)0.18	..	..
<b>Total - 901</b>	..	..	..	..	(-)0.18	..	..
<b>Total - 02</b>	..	15,08.10	..	15,08.10	1,84,89.81	7,02.44	(+)114.69
<b>Total -5051</b>	..	15,08.10	..	15,08.10	1,84,89.81	7,02.44	(+)114.69
<b>Salary</b>							
..							
<b>5053- Capital Outlay on Civil Aviation</b>							
<i>02 Air Ports</i>							
102- Aerodromes							
(i) Construction	..	..	..	..	2,51.85	..	..
(ii) Construction of Aerodromes	..	6,06.70	..	6,06.70	1,03,62.44	69,22.91	(-)91.24
<b>Total - 102</b>	..	6,06.70	..	6,06.70	1,06,14.28	69,22.91	(-)91.24
<b>Total - 02</b>	..	6,06.70	..	6,06.70	1,06,14.28	69,22.91	(-)91.24

## STATEMENT No. 16

## DETAILED STATEMENT OF CAPITAL EXPENDITURE BY MINOR HEADS AND SUB HEADS

Nature of expenditure	Expenditure during the year 2015-16				Expenditure to end of 2015-16	Expenditure during the year 2014-15	Per cent Increase (+)/ Decrease (-)
	Non-Plan	State Plan	CP / GOI				
			Share of CSS	TOTAL			
1	2	3	4	5	6	7	8
<i>Figures in italics represent charged expenditure</i>							(₹ in lakh)
<b>Expenditure Heads(Capital Account) - Contd.</b>							
<b>C. Capital Account of Economic Services - Contd.</b>							
<b>(g) Capital Account of Transport - Contd.</b>							
<b>5053- Capital Outlay on Civil Aviation</b>							
<i>60 Other Aeronautical Services</i>							
052- Machinery and Equipment	..	..	..	..	73.83	..	..
<b>Total - 052</b>	..	..	..	..	73.83	..	..
101- Communications	..	..	..	..	1,77.37	..	..
<b>Total - 101</b>	..	..	..	..	1,77.37	..	..
800- Other Expenditure							
(i) Air Craft Establishment	..	..	..	..	4,26.52	..	..
<b>Total - 800</b>	..	..	..	..	4,26.52	..	..
<b>Total - 60</b>	..	..	..	..	6,77.72	..	..
<b>Total -5053</b>	..	<b>6,06.70</b>	..	<b>6,06.70</b>	<b>1,12,92.00</b>	<b>69,22.91</b>	<b>(-)91.24</b>
<b>5054- Capital Outlay on Roads and Bridges</b>							
<i>01 National Highways</i>							
337- Road Works							
(i) Special Repair of National Highways	..	38,32.56	..	38,32.56	2,22,27.45	72,17.54	(-)46.90
<b>Total - 337</b>	..	38,32.56	..	38,32.56	2,22,27.45	72,17.54	(-)46.90
<b>Total - 01</b>	..	<b>38,32.56</b>	..	<b>38,32.56</b>	<b>2,22,27.45</b>	<b>72,17.54</b>	<b>(-)46.90</b>
<i>02 Strategic and Border Roads</i>							
337- Road Works							
(i) Special Repair of National Highways	..	..	..	..	3,42.25	..	..
<b>Total - 337</b>	..	..	..	..	3,42.25	..	..

## STATEMENT No. 16

## DETAILED STATEMENT OF CAPITAL EXPENDITURE BY MINOR HEADS AND SUB HEADS

Nature of expenditure	Expenditure during the year 2015-16				Expenditure to end of 2015-16	Expenditure during the year 2014-15	Per cent Increase (+)/ Decrease (-)
	Non-Plan	State Plan	CP / GOI Share of CSS	TOTAL			
1	2	3	4	5	6	7	8
<i>Figures in italics represent charged expenditure</i>							(₹ in lakh)
<b>Expenditure Heads(Capital Account) - Contd.</b>							
<b>C. Capital Account of Economic Services - Contd.</b>							
<b>(g) Capital Account of Transport - Contd.</b>							
<b>5054- Capital Outlay on Roads and Bridges - Contd.</b>							
<b>02 Strategic and Border Roads - Contd.</b>							
796- Tribal Area Sub-Plan							
(i) Central Road Fund	..	..	..	..	8.77	..	..
<b>Total - 796</b>	..	..	..	..	8.77	..	..
<b>Total - 02</b>	..	..	..	..	<b>3,51.02</b>	..	..
<b>03 State Highways</b>							
101- Bridges							
(i) Construction of Bridges	..	1,00.00	..	1,00.00	56,19.79	2,40.03	(-)58.34
(ii) Other Schemes	..	..	..	..	22,08.63	..	..
(iii) Rural Infrastructure Development Fund (RIDF)	..	..	..	..	16,98.15	..	..
(iv) Central Road Fund	..	..	..	..	39.73	..	..
(v) Construction of Bridge over Baitarani near Chandaballi on Bhadrak-Chandaballi Road	..	..	..	..	5,99.20	..	..
(vi) Construction of Bridge over Kharasrota near Bharigada on Cuttack-Chandaballi Road (RIDF)	..	..	..	..	2,14.74	..	..
(vii) Construction of Bridge over Tikira-Nullah at 35 <sup>th</sup> K.M of Rampur-Bamara Road (RIDF)	..	..	..	..	87.22	..	..
(viii) Construction of Bridge over river Mahanadi at Sonepur on Sambalpur-Sonepur Road (RIDF)	..	..	..	..	9,83.27	..	..

## STATEMENT No. 16

## DETAILED STATEMENT OF CAPITAL EXPENDITURE BY MINOR HEADS AND SUB HEADS

Nature of expenditure	Expenditure during the year 2015-16				Expenditure to end of 2015-16	Expenditure during the year 2014-15	Per cent Increase (+)/ Decrease (-)
	CP / GOI						
	Non-Plan	State Plan	Share of CSS	TOTAL			
1	2	3	4	5	6	7	8
<i>Figures in italics represent charged expenditure</i>							(₹ in lakh)
<b>Expenditure Heads(Capital Account) - Contd.</b>							
<b>C. Capital Account of Economic Services - Contd.</b>							
<b>(g) Capital Account of Transport - Contd.</b>							
<b>5054- Capital Outlay on Roads and Bridges - Contd.</b>							
<b>03 State Highways - Contd.</b>							
101- Bridges - Contd.							
(ix) Reconstruction/Renovation of old Steel Girder Bridge over ONG at 42 K.M. of Bargarh-Balangir Saintala Road (RIDF)	..	..	..	..	4,83.04	..	..
(x) Construction of Bridge over Loharkhadi at 80 K.M of Berhampur-Phulbani Road (SH-EAP)	..	..	..	..	83.38	..	..
(xi) Construction of High Level Bridge over River Tel near Belgaon on Bhawanipatna-Balangir Road (State Highway No 2)	..	..	..	..	64.76	..	..
(xii) Other Schemes each of One Crore or less	..	..	..	..	1,26,13.94	..	..
<b>Total - 101</b>	..	1,00.00	..	1,00.00	2,46,95.85	2,40.03	(-)58.34
337- Road Works							
(i) Construction of Roads	..	6,00.00	..	6,00.00	1,46,37.99	17,83.20	(-)66.35
(ii) Other Schemes	..	..	..	..	1,08.41	..	..
(iii) Works Executed from Central Road Fund	..	4,54.11	..	4,54.11	1,67,89.70	9,49.90	(-)52.19
(iv) Odisha State Roads Project - Road Improvement Component(EAP)	..	31,49.96	..	31,49.96	2,09,06.23	34,35.58	(-)8.31
(v) Odisha State Roads Project - Public Private Participation (PPP) Component(EAP)	..	..	..	..	93.46	..	..
(vi) Odisha State Roads Project - International Society for Asphalt Pavement (ISAP) & Operating Costs (EAP)	..	3,80.00	..	3,80.00	28,71.23	9,09.88	(-)58.24

## STATEMENT No. 16

## DETAILED STATEMENT OF CAPITAL EXPENDITURE BY MINOR HEADS AND SUB HEADS

Nature of expenditure	Expenditure during the year 2015-16				Expenditure to end of 2015-16	Expenditure during the year 2014-15	Per cent Increase (+)/ Decrease (-)
	Non-Plan	State Plan	CP / GOI Share of CSS	TOTAL			
1	2	3	4	5	6	7	8
<i>Figures in italics represent charged expenditure</i>							(₹ in lakh)
<b>EXPENDITURE HEADS(CAPITAL ACCOUNT) - Contd.</b>							
<b>C. Capital Account of Economic Services - Contd.</b>							
<b>(g) Capital Account of Transport - Contd.</b>							
<b>5054- Capital Outlay on Roads and Bridges - Contd.</b>							
<b>03 State Highways - Contd.</b>							
337- Road Works - Contd.							
(vii) Odisha State Roads Project - Rehabilitation &	..	3,15.00	..	3,15.00	36,58.80	2,70.78	(+)16.33
(viii) Odisha State Roads Project - Land Acquisition, utility shifting and Other non-reimbursable expenses(EAP)	..	1,24.97	..	1,24.97	86,85.81	11,75.57	(-)89.37
(ix) One time ACA	..	..	..	..	6,48.76	10.00	..
(x) Odisha State Roads Project - PPP Component	..	..	..	..	47.60	..	..
(xi) Odisha State Roads Project-ISAP and Operating Costs	..	..	..	..	8.56	..	..
(xii) Odisha State Roads Project - Land Acquisition, Utility Shifting and Other non-reimbursable Expenses	..	..	..	..	2,91.49	..	..
(xiii) One time ACA for Improvement of Roads	..	..	..	..	4,14.58	..	..
(xiv) Road works under Core Road Network	..	63.52	..	63.52	10,43.18	33.00	(+)92.48
(xv) PPP-Road Projects Land Acquisition	..	41,52.31	..	41,52.31	1,67,48.52	8,45.00	(+)391.40
(xvi) PPP-Road Projects Environment Clearances, Utility Shifting, DPR Preparation and Other Expenses	..	15,82.73	..	15,82.73	25,30.44	3,44.98	(+)358.79
(xvii) Interim Arrangement for Construction Supervision of 1 <sup>st</sup> year Road of Odisha State Road Project	..	..	..	..	4,82.47	..	..
(xviii) State Highways Development Project	..	5,03,61.97	..	5,03,61.97	6,40,47.52	1,25,88.29	(+)300.07
(xix) Biju Expressway Projects	..	27,00.00	..	27,00.00	27,00.00	..	..
(xix) Central Road Fund	..	..	..	..	20,46.55	..	..

## STATEMENT No. 16

## DETAILED STATEMENT OF CAPITAL EXPENDITURE BY MINOR HEADS AND SUB HEADS

Nature of expenditure	Expenditure during the year 2015-16				Expenditure to end of 2015-16	Expenditure during the year 2014-15	Per cent Increase (+)/ Decrease (-)
	Non-Plan	State Plan	CP / GOI Share of CSS	TOTAL			
1	2	3	4	5	6	7	8
<i>Figures in italics represent charged expenditure</i>							(₹ in lakh)
<b>EXPENDITURE HEADS(CAPITAL ACCOUNT) - Contd.</b>							
<b>C. Capital Account of Economic Services - Contd.</b>							
<b>(g) Capital Account of Transport - Contd.</b>							
<b>5054- Capital Outlay on Roads and Bridges - Contd.</b>							
<b>03 State Highways - Contd.</b>							
337- Road Works - Contd.							
(xx) ACA for Road Development	..	..	..	..	19,39.99	..	..
(xxi) Major Works	..	..	..	..	12,23.24	..	..
(xxii) Other Investments each of One Crore or less	..	..	..	..	62,74.32	..	..
(xxiii) Improvement of Road from Rajmunda to Koira (State Highway No. 10)	..	..	..	..	2.28	..	..
(xxiv) Improvement of Borka Dorjeen Road (State Highway No. 10)	..	..	..	..	36.68	..	..
(xxv) Improvement of State Highway No. 10 Jamdihi portion from Rajmunda to K.Balanga 35 miles including black topping	..	..	..	..	63.35	..	..
(xxvi) Improvement of Road pavement of State Highway No	..	..	..	..	50.43	..	..
(xxvii) Construction of Express Way from Daitari Mines to Paradeep	..	..	..	..	18,79.74	..	..
<b>Total - 337</b>	..	6,38,84.57	..	6,38,84.57	17,02,31.33	2,23,46.18	(+)185.89
789- Special Component Plan for Scheduled Castes							
(i) Construction of Bridges	..	..	..	..	6,23.78	12.00	..
(ii) Construction of Roads	..	..	..	..	78,25.37	..	..
(iii) Roads Works under Road Development Programme in KBK Districts from SCA under RLTA	..	42.59	..	42.59	5,61.44	35.01	(+)21.65

## STATEMENT No. 16

## DETAILED STATEMENT OF CAPITAL EXPENDITURE BY MINOR HEADS AND SUB HEADS

Nature of expenditure	Expenditure during the year 2015-16				Expenditure to end of 2015-16	Expenditure during the year 2014-15	Per cent Increase (+)/ Decrease (-)
	Non-Plan	State Plan	CP / GOI Share of CSS	TOTAL			
1	2	3	4	5	6	7	8
<i>Figures in italics represent charged expenditure</i>							(₹ in lakh)
<b>EXPENDITURE HEADS(CAPITAL ACCOUNT) - Contd.</b>							
<b>C. Capital Account of Economic Services - Contd.</b>							
<b>(g) Capital Account of Transport - Contd.</b>							
<b>5054- Capital Outlay on Roads and Bridges - Contd.</b>							
<b>03 State Highways - Contd.</b>							
(iv) Works Executed from Central Road Fund	..	1,74.73	..	1,74.73	48,49.91	2,51.00	(-)30.39
(v) Biju KBK Yojana	..	15.48	..	15.48	15.48	..	..
(vi) Odisha State Roads Project - Road Improvement Component(EAP)	..	35,45.00	..	35,45.00	1,14,75.59	34,32.80	(+)3.27
(vii) Odisha State Roads Project - PPP Component (EAP)	..	..	..	..	1,02.99	..	..
(viii) Odisha State Roads Project - ISAP & Operating Costs(EAP)	..	2,20.57	..	2,20.57	8,22.72	2,31.02	(-)4.52
(ix) Odisha State Roads Project - Rehabilitation & Resettlement(EAP)	..	4,54.25	..	4,54.25	10,44.62	2,22.91	(+)103.78
(x) Odisha State Roads Project - Land Acquisition, Utility Shifting and Other Non-reimbursable Expenses (EAP)	..	2,33.75	..	2,33.75	35,81.06	2,91.04	(-)19.68
(xi) One time ACA	..	..	..	..	7,87.39	85.07	..
(xii) Special Grant from Planning Commission	..	..	..	..	21,24.00	..	..
(xiii) Road works under Core Road Network	..	1,07.00	..	1,07.00	7,39.66	35.00	(+)205.71
(xiv) PPP-Road Projects Land Acquisition	..	14,41.24	..	14,41.24	62,57.73	3,75.00	(+)284.33
(xv) PPP-Road Projects Environment Clearances, Utility Shifting, DPR Preparation and Other Expenses	..	2,41.74	..	2,41.74	8,29.42	3,74.99	(-)35.53



## STATEMENT No. 16

## DETAILED STATEMENT OF CAPITAL EXPENDITURE BY MINOR HEADS AND SUB HEADS

Nature of expenditure	Expenditure during the year 2015-16				Expenditure to end of 2015-16	Expenditure during the year 2014-15	Per cent Increase (+)/ Decrease (-)
	Non-Plan	State Plan	CP / GOI				
			Share of CSS	TOTAL			
1	2	3	4	5	6	7	8
<i>Figures in italics represent charged expenditure</i>							(₹ in lakh)
<b>EXPENDITURE HEADS(CAPITAL ACCOUNT) - Contd.</b>							
<b>C. Capital Account of Economic Services - Contd.</b>							
<b>(g) Capital Account of Transport - Contd.</b>							
<b>5054- Capital Outlay on Roads and Bridges - Contd.</b>							
<b>03 State Highways - Contd.</b>							
(xv) Interim Arrangement for Construction Supervision of 1 <sup>st</sup> year Road of Odisha State Road Project	..	..	..	..	92.51	..	..
(xvi) State Highways Development Project	..	2,62,58.01	..	2,62,58.01	3,40,11.68	69,58.52	(+)277.35
(xviii) Biju Expressway Projects	..	14,00.00	..	14,00.00	14,00.00	..	..
<b>Total - 789</b>	..	3,41,34.36	..	3,41,34.36	7,71,45.35	1,23,04.36	(+)177.42
796- Tribal Area Sub-Plan							
(i) Bridge Work	..	..	..	..	8,37.49	..	..
(ii) Bridge Work out of Central Road Fund	..	..	..	..	40.71	..	..
(iii) Construction of Bridges	..	90.00	..	90.00	9,77.83	58.36	(+)54.22
(iv) Construction of Roads	..	..	..	..	73,39.77	..	..
(v) Road Works out of Central Road Fund	..	..	..	..	7,70.00	..	..
(vi) Road Works under Road Development Programme	..	..	..	..	4,99.01	..	..
(vii) Roads Works under Road Development Programme in KBK Districts from SCA under RLTA	..	..	..	..	2,71,08.96	90.01	..
(viii) Works Executed from Central Road Fund	..	9,19.72	..	9,19.72	1,41,79.73	30,83.48	(-)70.17
(ix) Odisha State Roads Project - Road Improvement Component(EAP)	..	52,90.00	..	52,90.00	1,46,49.25	33,61.13	(+)57.39
(x) Odisha State Roads Project - PPP Component (EAP)	..	..	..	..	1,05.45	..	..

## STATEMENT No. 16

## DETAILED STATEMENT OF CAPITAL EXPENDITURE BY MINOR HEADS AND SUB HEADS

Nature of expenditure	Expenditure during the year 2015-16				Expenditure to end of 2015-16	Expenditure during the year 2014-15	Per cent Increase (+)/ Decrease (-)
	Non-Plan	State Plan	CP / GOI				
			Share of CSS	TOTAL			
1	2	3	4	5	6	7	8
<i>Figures in italics represent charged expenditure</i>							(₹ in lakh)
<b>EXPENDITURE HEADS(CAPITAL ACCOUNT) - Contd.</b>							
<b>C. Capital Account of Economic Services - Contd.</b>							
<b>(g) Capital Account of Transport - Contd.</b>							
<b>5054- Capital Outlay on Roads and Bridges - Contd.</b>							
<b>03 State Highways - Contd.</b>							
(xi) Odisha State Roads Project - ISAP & Operating Costs (EAP)	..	2,98.62	..	2,98.62	12,44.62	3,41.17	(-)12.47
(xii) Odisha State Roads Project - Rehabilitation & Resettlement (EAP)	..	1,20.75	..	1,20.75	8,56.46	2,56.31	(-)52.89
(xiii) Odisha State Roads Project - Land Acquisition, Utility Shifting and Other Non-reimbursable Expenses(EAP)	..	3,16.25	..	3,16.25	30,85.36	3,33.88	(-)5.28
(xiv) One time ACA	..	..	..	..	33,64.67	5,10.00	..
(xv) Rural Infrastructure Development Fund (RIDF)	..	11,74.00	..	11,74.00	58,24.79	17,52.00	(-)32.99
(xvi) Special Grant from Planning Commission	..	..	..	..	22,25.00	..	..
(xvii) Road works under Core Road Network	..	2,50.00	..	2,50.00	12,14.35	49.53	(+)404.74
(xviii) PPP-Road Projects Land Acquisition	..	18,21.28	..	18,21.28	79,27.28	7,80.00	(+)133.50
(xix) PPP-Road Projects Environment Clearances, Utility Shifting, DPR Preparation and Other Expenses	..	3,02.34	..	3,02.34	13,45.33	7,79.99	(-)61.24
(xx) Interim arrangement for construction supervision of 1 <sup>st</sup> year Road of Odisha State Road Project	..	..	..	..	87.35	..	..
(xxi) State Highways Development Project	..	1,73,22.82	..	1,73,22.82	2,52,56.18	72,81.64	(+)137.90
(xxii) Biju Expressway Projects	..	9,00.00	..	9,00.00	9,00.00	..	..
<b>Total - 796</b>	..	2,88,05.78	..	2,88,05.78	11,98,39.58	1,86,77.50	(+)54.23
798- Project Financed from Central Road Fund Schemes	..	..	..	..	40.00	..	..
<b>Total - 798</b>	..	..	..	..	40.00	..	..
799- Suspense	..	..	..	..	(-)25.72	..	..
<b>Total - 799</b>	..	..	..	..	(-)25.72	..	..

## STATEMENT No. 16

## DETAILED STATEMENT OF CAPITAL EXPENDITURE BY MINOR HEADS AND SUB HEADS

Nature of expenditure	Expenditure during the year 2015-16				Expenditure to end of 2015-16	Expenditure during the year 2014-15	Per cent Increase (+)/ Decrease (-)
	Non-Plan	State Plan	CP / GOI Share of CSS	TOTAL			
1	2	3	4	5	6	7	8
<i>Figures in italics represent charged expenditure</i>							(₹ in lakh)
<b>EXPENDITURE HEADS(CAPITAL ACCOUNT) - Contd.</b>							
<b>C. Capital Account of Economic Services - Contd.</b>							
<b>(g) Capital Account of Transport - Contd.</b>							
<b>5054- Capital Outlay on Roads and Bridges - Contd.</b>							
<b>03 State Highways - Concl.</b>							
800- Other Expenditure							
(i) Construction of Loop Road at different Check-gates of Commercial Tax Organisation	40.00	..	..	40.00	77,05.13	5,84.74	(-)93.16
<b>Total - 800</b>	40.00	..	..	40.00	77,05.13	5,84.74	(-)93.16
902- Deduct- Amount met from C.R.F.							
(i) Works Executed from Central Road Fund	..	(-)15,48.56	..	(-)15,48.56	(-)88,97.66	(-)36,51.98	(-)57.60
<b>Total - 902</b>	..	(-)15,48.56	..	(-)15,48.56	(-)88,97.66	(-)36,51.98	(-)57.60
<b>Total - 03</b>	<b>40.00</b>	<b>12,53,76.15</b>	..	<b>12,54,16.15</b>	<b>39,07,33.86</b>	<b>5,05,00.83</b>	<b>(+)148.34</b>
<b>04 District and Other Roads</b>							
101- Bridges							
(i) Rural Roads	..	1,04,87.98	..	1,04,87.98	1,31,27.72	26,39.74	(+)297.31
<b>Total - 101</b>	..	1,04,87.98	..	1,04,87.98	1,31,27.72	26,39.74	(+)297.31
337- Road Works							
(i) Construction of Roads	..	..	..	..	3.91	..	..
(ii) Maintenance and Repair of Major District Roads and Other roads under Chief Engineer (Roads & Buildings)	..	..	..	..	1,07,58.29	..	..
(iii) Pradhan Mantri Gram Sadak Yojana	..	22,38,33.00	..	22,38,33.00	33,89,83.01	11,51,50.01	(+)94.38
(iv) Rural Roads	..	..	..	..	65,60.85	..	..
<b>Total - 337</b>	..	22,38,33.00	..	22,38,33.00	35,63,06.06	11,51,50.01	(+)94.38

## STATEMENT No. 16

## DETAILED STATEMENT OF CAPITAL EXPENDITURE BY MINOR HEADS AND SUB HEADS

Nature of expenditure	Expenditure during the year 2015-16				Expenditure to end of 2015-16	Expenditure during the year 2014-15	Per cent Increase (+)/ Decrease (-)
	Non-Plan	State Plan	CP / GOI				
			Share of CSS	TOTAL			
1	2	3	4	5	6	7	8
<i>Figures in italics represent charged expenditure</i>							(₹ in lakh)
<b>EXPENDITURE HEADS(CAPITAL ACCOUNT) - Contd.</b>							
<b>C. Capital Account of Economic Services - Contd.</b>							
<b>(g) Capital Account of Transport - Contd.</b>							
<b>5054- Capital Outlay on Roads and Bridges - Contd.</b>							
<b>04 District and Other Roads - Contd.</b>							
789- Special Component Plan for Scheduled Castes							
(i) Minimum Needs Programme -Constituency-wise allocation	..	4,97.67	..	4,97.67	37,35.62	4,82.56	(+)3.13
(ii) Minimum Needs Programme -Classified Village Roads	..	..	..	..	25,28.73	..	..
(iii) Minimum Needs Programme -KBK Districts from SCA under RLTA P	..	..	..	..	1,50.59	..	..
(iv) Onetime ACA for Improvement of Critical Roads	..	..	..	..	1,60.00	..	..
(v) Road Works out of Central Road Fund	..	..	..	..	15,42.69	..	..
(vi) Road Works under Road Development Programme	..	2,59,00.00	..	2,59,00.00	5,66,77.60	1,19,34.73	(+)117.01
(vii) Roads Works under Road Development Programme in KBK Districts from SCA under RLTA P	..	4,57.01	..	4,57.01	35,65.85	13,17.77	(-)65.32
(viii) Rural Roads	..	31,42.69	..	31,42.69	54,03.66	7,47.91	(+)320.20
(ix) Works Executed from Central Road Fund	..	26,89.12	..	26,89.12	95,03.84	23,96.37	(+)12.22
(x) Biju KBK Yojana	..	4,28.08	..	4,28.08	4,28.08	..	..
(xi) One time ACA	..	..	..	..	1,24,26.22	36,43.35	..
(xii) One time ACA for improvement of Roads	..	..	..	..	60.34	..	..
(xiii) Rural Infrastructure Development Fund (RIDF)	..	2,60,12.20	..	2,60,12.20	9,32,17.21	2,42,69.63	(+)7.18
(xiv) Road Works under Core Road Network	..	1,74.49	..	1,74.49	11,07.47	1,90.00	(-)8.16
(xv) SCA for Special Programme for KBK	..	6,40.49	..	6,40.49	32,08.94	16,99.25	(-)62.31

## STATEMENT No. 16

## DETAILED STATEMENT OF CAPITAL EXPENDITURE BY MINOR HEADS AND SUB HEADS

Nature of expenditure	Expenditure during the year 2015-16				Expenditure to end of 2015-16	Expenditure during the year 2014-15	Per cent Increase (+)/ Decrease (-)
	Non-Plan	State Plan	CP / GOI				
			Share of CSS	TOTAL			
1	2	3	4	5	6	7	8
<i>Figures in italics represent charged expenditure</i>							(₹ in lakh)
<b>EXPENDITURE HEADS(CAPITAL ACCOUNT) -Contd.</b>							
<b>C. Capital Account of Economic Services - Contd.</b>							
<b>(g) Capital Account of Transport - Contd.</b>							
<b>5054- Capital Outlay on Roads and Bridges - Contd.</b>							
<b>04 District and Other Roads - Contd.</b>							
(xvi) Improvement of PWD Road in Urban Areas	..	53,10.60	..	53,10.60	1,07,80.78	30,70.19	(+)72.97
(xvii) Capital Road Development Programme	..	2,00.01	..	2,00.01	3,58.05	1,58.04	(+)26.56
(xviii) Rural Infrastructure Development Fund (RIDF)	..	..	..	..	26,75.62	..	..
<b>Total - 789</b>	..	6,54,52.36	..	6,54,52.36	20,75,31.28	4,99,09.80	(+)31.14
796- Tribal Area Sub-Plan							
(i) Lump Provision for Other Works	..	..	..	..	2,00.00	..	..
(ii) Minimum Needs Programme	..	..	..	..	11,43.10	..	..
(iii) Minimum Needs Programme -Constituency-wise allocation	..	5,84.46	..	5,84.46	75,27.93	6,29.79	(-)7.20
(iv) Minimum Needs Programme -Classified Village Roads	..	..	..	..	76,18.06	..	..
(v) Minimum Needs Programme -Improvement of Roads and Bridges KBK Dist.	..	..	..	..	1,64.76	..	..
(vi) Minimum Needs Programme -KBK Districts from SCA under RLTA P	..	..	..	..	16,89.88	..	..
(vii) Other Schemes	..	..	..	..	3,30,90.39	..	..
(viii) Onetime ACA for Improvement of Critical Roads	..	..	..	..	1,26.86	..	..
(ix) Road Works out of Central Road Fund	..	..	..	..	9,64.85	..	..

## STATEMENT No. 16

## DETAILED STATEMENT OF CAPITAL EXPENDITURE BY MINOR HEADS AND SUB HEADS

Nature of expenditure	Expenditure during the year 2015-16				Expenditure to end of 2015-16	Expenditure during the year 2014-15	Per cent Increase (+)/ Decrease (-)
	Non-Plan	State Plan	CP / GOI				
			Share of CSS	TOTAL			
1	2	3	4	5	6	7	8
<i>Figures in italics represent charged expenditure</i>							(₹ in lakh)
<b>EXPENDITURE HEADS(CAPITAL ACCOUNT) - Contd.</b>							
<b>C. Capital Account of Economic Services - Contd.</b>							
<b>(g) Capital Account of Transport - Contd.</b>							
<b>5054- Capital Outlay on Roads and Bridges - Contd.</b>							
<b>04 District and Other Roads - Contd.</b>							
796- Tribal Area Sub-Plan-Contd.							
(x) Road Works under Road Development Programme	..	1,93,00.00	..	1,93,00.00	4,80,45.69	94,84.69	(+)103.49
(xi) Road Works under Road Development Programme in KBK Districts	..	..	..	..	31,18.27	..	..
(xii) Roads Works under Road Development Programme in KBK Districts from SCA under RLTA	..	5,94.28	..	5,94.28	85,69.23	20,52.81	(-)71.05
(xiii) Rural Roads	..	43,93.04	..	43,93.04	72,46.00	9,93.63	(+)342.12
(xiv) Road Development Programme-Rural Roads	..	..	..	..	9,56.97	..	..
(xv) Works Executed from Central Road Fund	..	16,08.70	..	16,08.70	1,62,28.42	15,33.28	(+)4.92
(xvi) Biju KBK Yojana	..	8,82.40	..	8,82.40	8,82.40	..	..
(xvii) One time ACA	..	..	..	..	1,27,76.99	20,92.56	..
(xviii) One time ACA for improvement of Roads	..	..	..	..	10,79.15	..	..
(xix) Preparation of Detail Project Report & capacity Building	..	..	..	..	1,00.00	..	..
(xx) Rural Infrastructure Development Fund (RIDF)	..	3,38,20.62	..	3,38,20.62	11,16,25.69	3,00,20.68	(+)12.66
(xxi) Road works under Core Road Network	..	20,00.00	..	20,00.00	38,90.04	10,06.00	(+)98.81
(xxii) SCA for Special Programme for KBK	..	10,51.37	..	10,51.37	51,78.36	21,81.03	(-)51.79
(xxiii) Improvement of PWD Road in Urban Areas	..	22,00.00	..	22,00.00	47,86.65	9,36.65	(+)134.88
(xxiv) Rural Infrastructure Development Fund (RIDF)	..	..	..	..	53,12.32	..	..

## STATEMENT No. 16

## DETAILED STATEMENT OF CAPITAL EXPENDITURE BY MINOR HEADS AND SUB HEADS

Nature of expenditure	Expenditure during the year 2015-16				Expenditure to end of 2015-16	Expenditure during the year 2014-15	Per cent Increase (+)/ Decrease (-)
	Non-Plan	State Plan	CP / GOI Share of CSS	TOTAL			
1	2	3	4	5	6	7	8
<i>Figures in italics represent charged expenditure</i>							(₹ in lakh)
<b>EXPENDITURE HEADS(CAPITAL ACCOUNT) - Contd.</b>							
<b>C. Capital Account of Economic Services - Contd.</b>							
<b>(g) Capital Account of Transport - Contd.</b>							
<b>5054- Capital Outlay on Roads and Bridges - Contd.</b>							
<b>04 District and Other Roads - Contd.</b>							
(xxv) Improvement to 132 KV Line Road from Luhagudi to Kometlapeta and providing 12 feet wide pavement	..	..	..	..	6,62.51	..	..
(xxvi) Construction of Bridge over river Indravati and cross drainage works approaches including diversion	..	..	..	..	1,30.85	..	..
(xxvii) Pradhan Mantri Gram Sadak Yojana	..	..	..	..	21,10.54	..	..
<b>Total - 796</b>	..	6,64,34.86	..	6,64,34.86	28,52,25.90	5,09,31.12	(+)30.44
800- Other Expenditure							
(i) Construction of Roads	..	..	..	..	39,31.24	..	..
(ii) Land Acquisition Establishment	..	..	..	..	0.75	..	..
(iii) Lump Provision for Other Works	..	1,07.94	1,24,90.00	1,25,97.94	3,56,62.62	84,32.02	(+)49.41
(iv) Major Works	..	..	..	..	5,49.70	..	..
(v) Minimum Needs Programme	..	..	..	..	26,83.03	..	..
(vi) Minimum Needs Programme -Constituency-wise allocation	..	16,41.86	..	16,41.86	2,84,97.84	16,53.80	(-)0.72
(vii) Minimum Needs Programme -Classified Village	..	..	..	..	98,11.12	..	..
(viii) Minimum Needs Programme -KBK Districts from SCA under RLTA	..	..	..	..	1,18.44	..	..
(ix) Miscellaneous	..	..	..	..	7,13.17	..	..

## STATEMENT No. 16

## DETAILED STATEMENT OF CAPITAL EXPENDITURE BY MINOR HEADS AND SUB HEADS

Nature of expenditure	Expenditure during the year 2015-16				Expenditure to end of 2015-16	Expenditure during the year 2014-15	Per cent Increase (+)/ Decrease (-)
	Non-Plan	State Plan	CP / GOI Share of CSS	TOTAL			
1	2	3	4	5	6	7	8
<i>Figures in italics represent charged expenditure</i>							(₹ in lakh)
<b>EXPENDITURE HEADS(CAPITAL ACCOUNT) - Contd.</b>							
<b>C. Capital Account of Economic Services - Contd.</b>							
<b>(g) Capital Account of Transport - Contd.</b>							
<b>5054- Capital Outlay on Roads and Bridges - Contd.</b>							
<b>04 District and Other Roads - Contd.</b>							
800- Other Expenditure-Contd.							
(x) Minimum Needs Programme-Road Development Programme Classified Village Roads	..	..	..	..	1,07.59	..	..
(xi) Onetime ACA for Improvement of Critical Roads	..	..	..	..	51,59.37	..	..
(xii) Planning and Research under Road Development	..	13.96	..	13.96	1,72.22	26.55	(-)47.42
(xiii) Pradhan Mantri Gram Sadak Yojana	..	..	..	..	1,45,37.28	..	..
(xiv) Road Works out of Central Road Fund	..	..	..	..	12,00.34	..	..
(xv) Road Works under Road Development Programme	..	5,49,91.01	..	5,49,91.01	13,54,26.91 (A)	2,65,46.80	(+)107.15
(xvi) Roads Works under Road Development Programme in KBK Districts from SCA under RLTA	..	4,41.08	..	4,41.08	81,36.70	22,29.51	(-)80.22
(xvii) Rural Roads	..	1,95,89.41	..	1,95,89.41	7,74,22.50	1,78,33.85	(+)9.84
(xviii) Survey and Investigation under Road Development Programme	..	51.30	..	51.30	3,06.72	18.93	(+)171.00
(xix) Works Executed from Central Road Fund	..	42,90.17	..	42,90.17	1,43,09.60	25,93.97	(+)65.39
(xx) ACA for Development of Rural Roads- Rural Development Programme- Classified Village Roads	..	..	..	..	1,08.71	..	..
(xxi) Quality Control under Road Development Programme	..	18.40	..	18.40	82.47	10.00	(+)84.00
(xxii) Biju KBK Yojana	..	33,07.24	..	33,07.24	33,07.24	..	..

(A) As per Works Department Letter No. 6025/W, dt. 16.05.2016 Proforma Correction for an amount of ₹4,31.03 lakh has been effected from 800-Road Works under Rural Development Programme.



**STATEMENT No. 16**

**DETAILED STATEMENT OF CAPITAL EXPENDITURE BY MINOR HEADS AND SUB HEADS**

Nature of expenditure	Expenditure during the year 2015-16				Expenditure to end of 2015-16	Expenditure during the year 2014-15	Per cent Increase (+)/ Decrease (-)
	Non-Plan	State Plan	CP / GOI				
			Share of CSS	TOTAL			
1	2	3	4	5	6	7	8
<i>Figures in italics represent charged expenditure</i>							<i>(₹ in lakh)</i>
<b>EXPENDITURE HEADS(CAPITAL ACCOUNT) - Contd.</b>							
<b>C. Capital Account of Economic Services - Contd.</b>							
<b>(g) Capital Account of Transport - Contd.</b>							
<b>5054- Capital Outlay on Roads and Bridges - Contd.</b>							
<b>04 District and Other Roads - Contd.</b>							
800- Other Expenditure-Contd.							
(xxiii) One time ACA	..	..	..	..	3,20,71.24	61,23.26	..
(xxiv) One time ACA for improvement of Roads	..	..	..	..	23,35.75	..	..
(xxv) Preparation of Detail Project Report & Capacity Building	..	10,00.60	..	10,00.60	44,57.00	10,79.84	(-)7.34
(xxvi) Rural Infrastructure Development Fund (RIDF)	..	11,79,76.10	..	11,79,76.10	33,77,00.10	6,90,50.44	(+)70.85
(xxvii) Special Grant from Planning Commission	..	..	..	..	56,51.00	..	..
(xxviii) Miscellaneous Works Expenditure for Roads	..	9.37	..	..	..	..	..
	..	1,04.06	..	1,13.43	19,96.07	39.31	(+)188.55
(xxix) Road works under Core Road Network	..	5,04.99	..	5,04.99	32,16.90	4,88.69	(+)3.34
(xxx) SCA for Special Programme for KBK	..	30,37.15	..	30,37.15	1,08,27.80	55,32.98	(-)45.11
(xxxix) Capacity Building	..	4.86.07	..	4.86.07	10.66.69	5.80.61	(-)16.28
(xxxii) Improvement of PWD Road in Urban Areas	..	37,20.04	..	37,20.04	1,11,36.71	30,74.29	(+)21.00
(xxxiii) Capital Road Development Programme	..	23,99.99	..	23,99.99	28,91.11	3,46.77	(+)592.10
(xxxiv) Rural Infrastructure Development Fund (RIDF)	..	..	..	..	2,21,32.03	..	..
(xxxv) CWA	..	..	..	..	4,40.74	..	..
(xxxvi) KBK Districts (Road Development Programme)	..	..	..	..	8,23.25	..	..
(xxxvii) ACA for Road Development (Road Works)	..	..	..	..	34,55.38	..	..

## STATEMENT No. 16

## DETAILED STATEMENT OF CAPITAL EXPENDITURE BY MINOR HEADS AND SUB HEADS

Nature of expenditure	Expenditure during the year 2015-16				Expenditure to end of 2015-16	Expenditure during the year 2014-15	Per cent Increase (+)/ Decrease (-)
	Non-Plan	State Plan	CP / GOI				
			Share of CSS	TOTAL	6	7	8
1	2	3	4	5	6	7	8
<i>Figures in italics represent charged expenditure</i>						(₹ in lakh)	
<b>EXPENDITURE HEADS(CAPITAL ACCOUNT) - Contd.</b>							
<b>C. Capital Account of Economic Services - Contd.</b>							
<b>(g) Capital Account of Transport - Contd.</b>							
<b>5054- Capital Outlay on Roads and Bridges - Contd.</b>							
<b>04 District and Other Roads - Contd.</b>							
800- Other Expenditure-Contd.							
(xxxviii) ACA for Development in different constituencies	..	..	..	..	1,93.02	..	..
(xxxix) Special ACA for Road Development (Road Works)	..	..	..	..	7,25.34	..	..
(xxxix) Technical Training Personnel	..	..	..	..	15.00	..	..
(xl) Road Development Programme (Road Works-Major Works)	..	..	..	..	2,97,70.17	..	..
(xli) Road Development Programme (Survey and	..	..	..	..	1.72	..	..
(xlii) Road Development Programme (Planning and Research)	..	..	..	..	40.68	..	..
(xliii) Road Development Programme(Classified Village Roads-Additional Central Assistance for Development of Rural Roads)	..	..	..	..	46.58	..	..
(xliv) Survey and Investigation	..	..	..	..	62.20	..	..
(xlv) Repayment of Decretal Dues	..	..	..	..	11.03	..	..
(xlvi) Other Schemes each of One Crore or less	..	..	..	..	9,31,25.41	..	..
(xlvii) Improvement to Cuttack-Paradeep Road (Major District Road)	..	..	..	..	27,24.04	..	..
(xlviii) Construction of Road from Talcher to Bhuban including construction of major and minor cross drainage works	..	..	..	..	1,91.95	..	..

## STATEMENT No. 16

## DETAILED STATEMENT OF CAPITAL EXPENDITURE BY MINOR HEADS AND SUB HEADS

Nature of expenditure	Expenditure during the year 2015-16				Expenditure to end of 2015-16	Expenditure during the year 2014-15	Per cent Increase (+)/ Decrease (-)
	Non-Plan	State Plan	CP / GOI Share of CSS	TOTAL			
1	2	3	4	5	6	7	8
<i>Figures in italics represent charged expenditure</i>							(₹ in lakh)
<b>EXPENDITURE HEADS(CAPITAL ACCOUNT) - Contd.</b>							
<b>C. Capital Account of Economic Services - Contd.</b>							
<b>(g) Capital Account of Transport - Contd.</b>							
<b>5054- Capital Outlay on Roads and Bridges - Contd.</b>							
<b>04 District and Other Roads - Concl'd.</b>							
(xlix) Construction of bridge over River Tel on Bhawanipatna	..	..	..	..	64.18	..	..
(l) Improvement to Cuttack-Kujang Road (Major District Road-827) National Highway standard without carriage works	..	..	..	..	1,68.08	..	..
(li) Construction of bridge over Sankh and Brahmani to provide communication facilities to Rourkela Steel Plant area and its approaches including a bridge over the Railways line/approach	..	..	..	..	71.96	..	..
(lii) Classified Village Road	..	..	..	..	72,23.16	..	..
(liii) Improvement to Basudevapur Dhamra Road	..	..	..	..	2,63.99	..	..
(liv) Constituency-wise allocation (Minimum Need Programme) {CWA(MNP)}	..	..	..	..	19,45.29	..	..
(lv) One time ACA	..	..	..	..	1,00.00	..	..
(lvi) One time ACA for improving capacity for Project formulation and monitoring	..	..	..	..	68.10	..	..
<b>Total - 800</b>	..	<i>1,17.31</i>	..	..	..	..	..
	..	22,60,63.43	..	22,61,80.74	91,92,59.24	14,56,61.62	(+)55.28
902- Deduct - Amount met from Fund							
(i) Works Executed from Central Road Fund	..	(-85,87.98)	..	(-85,87.98)	(-1,72,01.59)	(-55,60.69)	(+)54.44
<b>Total - 902</b>	..	(-85,87.98)	..	(-85,87.98)	(-1,72,01.59)	(-55,60.69)	(+)54.44
<b>Total - 04</b>	..	<i>1,17.31</i>	..	..	..	..	..
	..	<b>58,36,83.65</b>	..	<b>58,38,00.96</b>	<b>1,76,42,48.61</b>	<b>35,87,31.59</b>	<b>(+)62.74</b>

## STATEMENT No. 16

## DETAILED STATEMENT OF CAPITAL EXPENDITURE BY MINOR HEADS AND SUB HEADS

Nature of expenditure	Expenditure during the year 2015-16				Expenditure to end of 2015-16	Expenditure during the year 2014-15	Per cent Increase (+)/ Decrease (-)
	Non-Plan	State Plan	CP / GOI Share of CSS	TOTAL			
1	2	3	4	5	6	7	8
<i>Figures in italics represent charged expenditure</i>							(₹ in lakh)
<b>EXPENDITURE HEADS(CAPITAL ACCOUNT) - Contd.</b>							
<b>C. Capital Account of Economic Services - Contd.</b>							
<b>(g) Capital Account of Transport - Contd.</b>							
<b>5054- Capital Outlay on Roads and Bridges - Contd.</b>							
<i>05 Roads of Inter State or Economic Importance - Concl'd.</i>							
101- Bridges							
(i) Construction of Bridges	..	..	..	..	2,36.76	..	..
<b>Total - 101</b>	..	..	..	..	2,36.76	..	..
337- Road Works							
(i) Construction of Roads	..	..	..	..	48,34.97	..	..
(ii) Major Works	..	..	..	..	9,54.36	..	..
(iii) Works Executed from Central Road Fund	..	6,80.30	..	6,80.30	16,80.30	10,00.00	(-)31.97
(iv) Major Works	..	..	..	..	3,10.14	..	..
<b>Total - 337</b>	..	6,80.30	..	6,80.30	77,79.77	10,00.00	(-)31.97
789- Special Component Plan for Scheduled Castes							
(i) Construction of Roads	..	..	..	..	1,85,66.62	..	..
(ii) Works Executed from Central Road Fund	..	6,00.00	..	6,00.00	13,00.00	7,00.00	(-)14.29
<b>Total - 789</b>	..	6,00.00	..	6,00.00	1,98,66.62	7,00.00	(-)14.29
796- Tribal Area Sub-Plan							
(i) Construction of Roads	..	..	..	..	1,69,47.30	..	..
(ii) Major Works	..	..	..	..	31,23.53	..	..
(iii) Works Executed from Central Road Fund	..	6,00.01	..	6,00.01	29,00.02	23,00.01	(-)73.91
<b>Total - 796</b>	..	6,00.01	..	6,00.01	2,29,70.85	23,00.01	(-)73.91
902- Deduct-Amount met from CRF							
(i) Works Executed from Central Road Fund	..	(-)18,80.31	..	(-)18,80.31	(-)52,89.89	(-)34,09.58	(-)44.85
<b>Total - 902</b>	..	(-)18,80.31	..	(-)18,80.31	(-)52,89.89	(-)34,09.58	(-)44.85
<b>Total - 05</b>	..	..	..	..	<b>4,55,64.10</b>	<b>5,90.43</b>	..

## STATEMENT No. 16

## DETAILED STATEMENT OF CAPITAL EXPENDITURE BY MINOR HEADS AND SUB HEADS

Nature of expenditure	Expenditure during the year 2015-16				Expenditure to end of 2015-16	Expenditure during the year 2014-15	Per cent Increase (+)/ Decrease (-)
	Non-Plan	State Plan	CP / GOI				
			Share of CSS	TOTAL			
1	2	3	4	5	6	7	8
<i>Figures in italics represent charged expenditure</i>							(₹ in lakh)
<b>EXPENDITURE HEADS(CAPITAL ACCOUNT) - Contd.</b>							
<b>C. Capital Account of Economic Services - Contd.</b>							
<b>(g) Capital Account of Transport - Contd.</b>							
<b>5054- Capital Outlay on Roads and Bridges - Contd.</b>							
<b>80 General</b>							
004- Research	..	..	..	..	1.00	..	..
<b>Total - 004</b>	..	..	..	..	1.00	..	..
190- Investments in Public Sector and Other Undertakings							
(i) Share Capital Investment in Odisha Bridge and Construction Corporation	..	5,68.97	..	5,68.97	10,00.00 (A)	..	..
<b>Total - 190</b>	..	5,68.97	..	5,68.97	10,00.00	..	..
337- Road Works	..	..	..	..	6,33.69	..	..
<b>Total - 337</b>	..	..	..	..	6,33.69	..	..
789- Special Component Plan for Scheduled Castes							
(i) Rural Roads	..	33,07.68	..	33,07.68	1,89,20.54	48,92.33	(-)32.39
(ii) <i>Biju KBK Yojana</i>	..	6,95.48	..	6,95.48	6,95.47	..	..
(ii) Special Programme for KBK Districts	..	..	..	..	2,67.00	..	..
(iii) One time ACA	..	..	..	..	26,31.72	12,30.32	..
(iv) Rural Infrastructure Development Fund (RIDF)	..	66,88.66	..	66,88.66	1,63,55.62	..	..
<b>Total - 789</b>	..	1,06,91.82	..	1,06,91.82	3,88,70.35	61,22.65	(+)74.63
796- Tribal Area Sub-Plan							
(i) Rural Roads	..	43,98.43	..	43,98.43	2,39,05.56	64,00.16	(-)31.28
(ii) <i>Biju KBK Yojana</i>	..	10,24.39	..	10,24.39	10,24.39	..	..
(iii) Special Programme for KBK Districts	..	..	..	..	6,31.00	..	..
(iv) One time ACA	..	..	..	..	34,26.26	14,68.61	..

(A) As per Works Department Letter No. 6025/W, dt. 16.05.2016 Proforma Correction for an amount of ₹4,31.03 lakh has been effected from 800-Road Works under Rural Development Programme.

## STATEMENT No. 16

## DETAILED STATEMENT OF CAPITAL EXPENDITURE BY MINOR HEADS AND SUB HEADS

Nature of expenditure	Expenditure during the year 2015-16				Expenditure to end of 2015-16	Expenditure during the year 2014-15	Per cent Increase (+)/ Decrease (-)
	Non-Plan	State Plan	CP / GOI Share of CSS	TOTAL			
1	2	3	4	5	6	7	8
<i>Figures in italics represent charged expenditure</i>							(₹ in lakh)
<b>EXPENDITURE HEADS(CAPITAL ACCOUNT) - Contd.</b>							
<b>C. Capital Account of Economic Services - Contd.</b>							
<b>(g) Capital Account of Transport - Contd.</b>							
<b>5054- Capital Outlay on Roads and Bridges - Concl.</b>							
<b>80 General - Concl.</b>							
(v) Rural Infrastructure Development Fund (RIDF)	..	1,19,51.85	..	1,19,51.85	2,29,59.30	..	..
<b>Total - 796</b>	..	1,73,74.67	..	1,73,74.67	5,19,46.51	78,68.77	(+)120.81
800- Other Expenditure							
(i) Pradhan Mantri Gram Sadak Yojana	..	..	..	..	4,51,28.00	..	..
(ii) Special Programme for KBK Districts	..	..	..	..	7,44.50	..	..
(iii) Reimbursement of cost of maintenance of manned level crossing gate	..	..	..	..	1,04.16	..	..
<b>Total - 800</b>	..	..	..	..	4,59,76.66	..	..
901- Deduct- Receipts and Recoveries on Capital Account							
(i) Deduct-Recoveries	..	..	..	..	(-)96.01	..	..
<b>Total - 901</b>	..	..	..	..	(-)96.01	..	..
<b>Total - 80</b>	..	2,86,35.46	..	2,86,35.46	13,83,32.20	1,39,91.42	(+)104.66
<b>Total - 5054</b>	..	1,17.31	..	..	..	..	..
	40.00	74,15,27.82	..	74,16,85.13	2,36,14,57.25	43,10,31.81	(+)72.07
<b>5055- Capital Outlay on Road Transport</b>							
<b>050- Lands and Buildings</b>							
(i) Construction of Bus Stand	..	20,00.00	..	20,00.00	96,54.12	71,72.33	(-)72.12
(ii) Improvement in Odisha State Road Transport Corporation (OSRTC)	..	..	..	..	0.31	..	..
<b>Total - 050</b>	..	20,00.00	..	20,00.00	96,54.43	71,72.33	(-)72.12

## STATEMENT No. 16

## DETAILED STATEMENT OF CAPITAL EXPENDITURE BY MINOR HEADS AND SUB HEADS

Nature of expenditure	Expenditure during the year 2015-16				Expenditure to end of 2015-16	Expenditure during the year 2014-15	Per cent Increase (+)/ Decrease (-)
	Non-Plan	State Plan	CP / GOI Share of CSS	TOTAL			
1	2	3	4	5	6	7	8
<i>Figures in italics represent charged expenditure</i>							(₹ in lakh)
<b>EXPENDITURE HEADS(CAPITAL ACCOUNT) - Contd.</b>							
<b>C. Capital Account of Economic Services - Contd.</b>							
<b>(g) Capital Account of Transport - Contd.</b>							
<b>5055- Capital Outlay on Road Transport - Concl'd.</b>							
102- Acquisition of Fleet							
(i) Investment in OSRTC	..	..	..	..	5,66.16	..	..
<b>Total - 102</b>	..	..	..	..	5,66.16	..	..
103- Workshop Facilities							
(i) Other Schemes	..	..	..	..	39.08	..	..
(ii) Improvement in OSRTC	..	..	..	..	28.83	..	..
(iii) Investment in OSRTC	..	..	..	..	9,16.37	..	..
(iv) Investment in share of Odisha State Commercial Transport Corporation	..	..	..	..	2,34.00	..	..
<b>Total - 103</b>	..	..	..	..	12,18.28	..	..
190- Investments in Public Sector and Other Undertakings							
(i) Share Capital Investment	..	..	..	..	1,27,92.23	..	..
<b>Total - 190</b>	..	..	..	..	1,27,92.23	..	..
789- Special Component Plan for Scheduled Castes							
(i) Share Capital Investment	..	..	..	..	1,28.00	..	..
<b>Total - 789</b>	..	..	..	..	1,28.00	..	..
796- Tribal Area Sub-Plan							
(i) Share Capital Investment	..	..	..	..	1,80.00	..	..
<b>Total - 796</b>	..	..	..	..	1,80.00	..	..
800- Other Expenditure							
(i) Share Capital Investment	..	..	..	..	12.60	..	..
<b>Total - 800</b>	..	..	..	..	12.60	..	..
<b>Total -5055</b>	..	<b>20,00.00</b>	..	<b>20,00.00</b>	<b>2,45,51.70</b>	<b>71,72.33</b>	<b>(-)72.12</b>

## STATEMENT No. 16

## DETAILED STATEMENT OF CAPITAL EXPENDITURE BY MINOR HEADS AND SUB HEADS

Nature of expenditure	Expenditure during the year 2015-16				Expenditure to end of 2015-16	Expenditure during the year 2014-15	Per cent Increase (+)/ Decrease (-)
	Non-Plan	State Plan	CP / GOI				
			Share of CSS	TOTAL			
1	2	3	4	5	6	7	8
<i>Figures in italics represent charged expenditure</i>							(₹ in lakh)
<b>EXPENDITURE HEADS(CAPITAL ACCOUNT) - Contd.</b>							
<b>C. Capital Account of Economic Services - Contd.</b>							
<b>(g) Capital Account of Transport - Concl'd.</b>							
<b>5056- Capital Outlay on Inland and Water Transport</b>							
101- Landing Facilities							
(i) Development of Inland Water Transport Sector in the State	..	..	..	..	45.90	..	..
<b>Total - 101</b>	..	..	..	..	45.90	..	..
800- Other Expenditure	..	..	..	..	0.31	..	..
<b>Total - 800</b>	..	..	..	..	0.31	..	..
<b>Total -5056</b>	..	..	..	..	<b>46.21</b>	..	..
<b>5075 Capital Outlay on Other Transport Services</b>							
<b>60 Others</b>							
800- Other Expenditure							
Equity Contribution for Development of commercially viable Railway Projects in the state to be executed through SPVS							
(i) M/s. Brahmani Railways Limited	..	..	..	..	10,00.00	..	..
(ii) Angul-Sukinda Railways Limited	..	46,50.00	..	46,50.00	1,33,50.00	45,00.00	(+) 53.45
(iii) M/s Haridaspur-Paradeep Railways Company Limited.	..	..	..	..	1,00,00.00	55,00.00	..
(iv) Khurda-Balangir Rail Link	..	50,00.00	..	50,00.00	50,00.00	..	..
<b>Total - 800</b>	..	96,50.00	..	96,50.00	2,93,50.00	1,00,00.00	(-)3.50
<b>Total - 60</b>	..	<b>96,50.00</b>	..	<b>96,50.00</b>	<b>2,93,50.00</b>	<b>1,00,00.00</b>	(-)3.50
<b>Total -5075</b>	..	<b>96,50.00</b>	..	<b>96,50.00</b>	<b>2,93,50.00</b>	<b>1,00,00.00</b>	(-)3.50
<b>Total - (g)Capital Account of Transport</b>	..	<b>1,17.31</b>	..	..	..	..	..
	<b>40.00</b>	<b>75,52,92.62</b>	..	<b>75,54,49.93</b>	<b>2,44,51,86.97</b>	<b>45,58,29.49</b>	(+)65.73



## STATEMENT No. 16

## DETAILED STATEMENT OF CAPITAL EXPENDITURE BY MINOR HEADS AND SUB HEADS

Nature of expenditure	Expenditure during the year 2015-16				Expenditure to end of 2015-16	Expenditure during the year 2014-15	Per cent Increase (+)/ Decrease (-)
	Non-Plan	State Plan	CP / GOI				
			Share of CSS	TOTAL			
1	2	3	4	5	6	7	8
<i>Figures in italics represent charged expenditure</i>							(₹ in lakh)
<b>EXPENDITURE HEADS(CAPITAL ACCOUNT) - Contd.</b>							
<b>C. Capital Account of Economic Services - Contd.</b>							
<b>(h) Capital Account of Communication</b>							
<b>5275- Capital Outlay on Other Communication Services</b>							
901- Deduct- Receipts and Recoveries on Capital Account							
(i) Deduct-Recoveries	..	..	..	..	(-)8.00	..	..
<b>Total - 901</b>	..	..	..	..	(-)8.00	..	..
<b>Total -5275</b>	..	..	..	..	<b>(-)8.00</b>	..	..
<b>Total - (h) Capital Account of Communication</b>	..	..	..	..	<b>(-)8.00</b>	..	..
<b>(j) Capital Account of General Economic Services</b>							
<b>5452- Capital Outlay on Tourism</b>							
<b>01 Tourist Infrastructure</b>							
101- Tourist Centre							
(i) Construction of Buildings of Tourism Department	..	..	..	..	7,72.05	..	..
<b>Total - 101</b>	..	..	..	..	7,72.05	..	..
102- Tourist Accommodation							
(i) Construction	..	..	..	..	3,18.28	..	..
(ii) Tourist Accommodation	..	89,96.56	..	89,96.56	4,23,28.30	91,99.34	(-)2.20
(iii) Infrastructure Development for Tourist Destinations and Circuits	..	11,76.00	..	11,76.00	21,08.44	9,32.44	(+)26.12
<b>Total - 102</b>	..	1,01,72.56	..	1,01,72.56	4,47,55.02	1,01,31.78	(+)0.40
103- Tourist Transport							
(i) Town Planning Organisation	..	..	..	..	6,50.59	..	..
(ii) One time ACA	..	..	..	..	23,00.00	..	..
<b>Total - 103</b>	..	..	..	..	29,50.59	..	..

## STATEMENT No. 16

## DETAILED STATEMENT OF CAPITAL EXPENDITURE BY MINOR HEADS AND SUB HEADS

Nature of expenditure	Expenditure during the year 2015-16				Expenditure to end of 2015-16	Expenditure during the year 2014-15	Per cent Increase (+)/ Decrease (-)
	Non-Plan	State Plan	CP / GOI Share of CSS	TOTAL			
1	2	3	4	5	6	7	8
<i>Figures in italics represent charged expenditure</i>							(₹ in lakh)
<b>EXPENDITURE HEADS(CAPITAL ACCOUNT) - Contd.</b>							
<b>C. Capital Account of Economic Services - Contd.</b>							
<b>(j) Capital Account of General Economic Services - Contd.</b>							
<b>5452- Capital Outlay on Tourism - Contd.</b>							
<b>01 Tourist Infrastructure - Concl'd.</b>							
190- Investments in Public Sector and Other Undertakings	..	..	..	..	70.00	..	..
<b>Total - 190</b>	..	..	..	..	70.00	..	..
796- Tribal Area Sub-Plan	..	..	..	..	22.50	..	..
<b>Total - 796</b>	..	..	..	..	22.50	..	..
800- Other Expenditure							
(i) Major Works	..	..	..	..	7,49.76	..	..
<b>Total - 800</b>	..	..	..	..	7,49.76	..	..
901- Deduct- Receipts and Recoveries on Capital Account							
(i) Deduct-Recoveries	..	..	..	..	(-),04.34	..	..
<b>Total - 901</b>	..	..	..	..	(-),04.34	..	..
<b>Total - 01</b>	..	<b>1,01,72.56</b>	..	<b>1,01,72.56</b>	<b>4,92,15.58</b>	<b>1,01,31.78</b>	<b>(+)0.40</b>
<b>80 General</b>							
104- Promotion and Publicity							
(i) Construction	..	..	..	..	47.71	..	..
(ii) Tourist Information and Publicity	..	..	..	..	93.60	..	..
<b>Total - 104</b>	..	..	..	..	1,41.31	..	..

## STATEMENT No. 16

## DETAILED STATEMENT OF CAPITAL EXPENDITURE BY MINOR HEADS AND SUB HEADS

Nature of expenditure	Expenditure during the year 2015-16				Expenditure to end of 2015-16	Expenditure during the year 2014-15	Per cent Increase (+)/ Decrease (-)
	Non-Plan	State Plan	CP / GOI Share of CSS	TOTAL			
1	2	3	4	5	6	7	8
<i>Figures in italics represent charged expenditure</i>							(₹ in lakh)
<b>EXPENDITURE HEADS(CAPITAL ACCOUNT) - Contd.</b>							
<b>(j) Capital Account of General Economic Services - Contd.</b>							
<b>C. Capital Account of Economic Services - Contd.</b>							
<b>5452- Capital Outlay on Tourism - Concl'd.</b>							
190- Investments in Public Sector and Other Undertakings							
(i) Share Capital Investment	..	..	..	..	9,04.57	..	..
<b>Total - 190</b>	..	..	..	..	9,04.57	..	..
<i>Total - 80</i>	..	..	..	..	<b>10,45.88</b>	..	..
<b>Total -5452</b>	..	<b>1,01,72.56</b>	..	<b>1,01,72.56</b>	<b>5,02,61.46</b>	<b>1,01,31.78</b>	<b>(+)0.40</b>
<b>5453- Capital Outlay on Foreign Trade and Export Promotion</b>							
<b>80 General</b>							
190- Investments in Public Sector and Other Undertakings							
(i) Share Capital Investment	..	..	..	..	12.74	..	..
<b>Total - 190</b>	..	..	..	..	12.74	..	..
<i>Total - 80</i>	..	..	..	..	<b>12.74</b>	..	..
<b>Total -5453</b>	..	..	..	..	<b>12.74</b>	..	..
<b>5465- Investments in General Financial and Trading Institutions</b>							
<b>01 Investments in General Financial Institutions</b>							
190- Investments in Public Sector and Other Undertakings, Banks etc.							
(i) Share Capital Investment	..	..	..	..	1,46,25.02	..	..
<b>Total - 190</b>	..	..	..	..	1,46,25.02	..	..
<i>Total - 01</i>	..	..	..	..	<b>1,46,25.02</b>	..	..

## STATEMENT No. 16

## DETAILED STATEMENT OF CAPITAL EXPENDITURE BY MINOR HEADS AND SUB HEADS

Nature of expenditure	Expenditure during the year 2015-16				Expenditure to end of 2015-16	Expenditure during the year 2014-15	Per cent Increase (+)/ Decrease (-)
	Non-Plan	State Plan	CP / GOI Share of CSS	TOTAL			
1	2	3	4	5	6	7	8
<i>Figures in italics represent charged expenditure</i>							(₹ in lakh)
<b>EXPENDITURE HEADS (CAPITAL ACCOUNT) - Concl'd.</b>							
<b>C. Capital Account of Economic Services - Contd.</b>							
<b>(j) Capital Account of General Economic Services - Contd.</b>							
<b>5465- Investments in General Financial and Trading Institutions - Concl'd.</b>							
<b><i>02 Investments in Trading Institutions</i></b>							
190- Investments in Public Sector and Other Undertakings							
(i) Share Capital Contribution to State Warehousing Corporation	..	..	..	..	18.00	..	..
(ii) Share Capital Investment in Odisha State Commercial Transport Corporation	..	..	..	..	3,76.00	..	..
<b>Total - 190</b>	..	..	..	..	3,94.00	..	..
796- Tribal Area Sub-Plan							
(i) Other Schemes	..	..	..	..	12.80	..	..
(ii) Share Capital Contribution to State Warehousing Corporation	..	..	..	..	25.80	..	..
<b>Total - 796</b>	..	..	..	..	38.60	..	..
<b>Total - 02</b>	..	..	..	..	<b>4,32.60</b>	..	..
<b>Total -5465</b>	..	..	..	..	<b>1,50,57.63</b>	..	..
<b>5475- Capital Outlay on Other General Economic Services</b>							
202- Compensation to Land holders on abolition of Zamindari System							
(i) Compensation and Assignments	12.31	..	..	12.31	8,02.73	7.92	(+)55.43
<b>Total - 202</b>	12.31	..	..	12.31	8,02.73	7.92	(+)55.43

## STATEMENT No. 16

## DETAILED STATEMENT OF CAPITAL EXPENDITURE BY MINOR HEADS AND SUB HEADS

Nature of expenditure	Expenditure during the year 2015-16				Expenditure to end of 2015-16	Expenditure during the year 2014-15	Per cent Increase (+)/ Decrease (-)
	Non-Plan	State Plan	CP / GOI Share of CSS	TOTAL			
1	2	3	4	5	6	7	8
<i>Figures in italics represent charged expenditure</i>							(₹ in lakh)
<b>EXPENDITURE HEADS (CAPITAL ACCOUNT) - Concl.</b>							
<b>C. Capital Account of Economic Services - Concl.</b>							
<b>(j) Capital Account of General Economic Services - Concl.</b>							
<b>5475- Capital Outlay on Other General Economic Services - Concl.</b>							
800- Other Expenditure							
(i) Strengthening of Legal Metrology	..	1,50.00	..	1,50.00	2,35.46	85.46	(+)75.52
(ii) Venture Capital Fund for Startups	..	..	..	..	1,50.00	1,50.00	..
<b>Total - 800</b>	..	1,50.00	..	1,50.00	3,85.46	2,35.46	(-)36.29
<b>Total -5475</b>	<b>12.31</b>	<b>1,50.00</b>	..	<b>1,62.31</b>	<b>11,88.19</b>	<b>2,43.38</b>	<b>(-)33.31</b>
<b>Total - (j) Capital Account of General Economic Services</b>	<b>12.31</b>	<b>1,03,22.56</b>	..	<b>1,03,34.87</b>	<b>6,65,20.02</b>	<b>1,03,75.16</b>	<b>(-)0.39</b>
<b>Total - C. Capital Account of Economic Services</b>	..	<i>9,06.87</i>	..	..	..	..	..
	<b>(-)4,12.56</b>	<b>1,37,31,97.87</b>	..	<b>1,37,36,92.18</b>	<b>6,16,29,91.26</b>	<b>83,96,43.83</b>	<b>(+)63.60</b>
					(A)		
<b>Salary</b>	..	<b>1,30,19.19</b>	..	<b>1,30,19.19</b>	..	<b>1,18,85.65</b>	<b>(+)9.54</b>
<b>Grants-in-Aid</b>	..	<b>8,50.00</b>	..	<b>8,50.00</b>	..	..	..
<b>Total - Expenditure Heads (Capital Account)</b>	..	<i>9,06.87</i>	..	..	..	..	..
	<b>14,74.01</b>	<b>1,70,66,66.70</b>	..	<b>1,70,90,47.58</b>	<b>7,83,63,46.53</b>	<b>1,10,74,62.97</b>	<b>(+)54.32</b>
					(A)		
<b>Salary</b>	..	<b>1,30,19.19</b>	..	<b>1,30,19.19</b>	..	<b>1,18,85.65</b>	<b>(+)9.54</b>
<b>Grants-in-Aid</b>	..	<b>8,50.00</b>	..	<b>8,50.00</b>	..	..	..

(A) As per Forest & Environment Department letter No. 5F-28/2015/17527/F&E dt. 03.10.2015, an amount of ₹4,12.50 lakh has been corrected by way of "Dropping down" in respect of Similipal Forest Development Corporation (SFDC) and Odisha Plantation Development Corporation (OPDC) from Odisha Forest Development Corporation (OFDC).

**STATEMENT No. 16**

**DETAILED STATEMENT OF CAPITAL EXPENDITURE BY MINOR HEADS AND SUB HEADS**

There has been a net increase of ₹60,15.85 crore from ₹1,10,74.63 crore in 2014-15 to ₹ 1,70,90.48 crore in 2015-16 in the Capital Expenditure. The increase was mainly under the following heads:-

<b>Major Head of Account</b>		<b>Increase</b>	<b>Main Reasons</b>
		<b>(₹ in crore)</b>	
4202	Capital Outlay on Education, Sports, Arts and Culture	1,40.76	Mainly due to increase in expenditure in Civil Works and Procurement of Tools & Equipments.
4210	Capital Outlay on Medical and Public Health	1,12.21	Due to more expenditure in Public Works under Construction of Building of Health and Family Welfare Department.
4215	Capital Outlay on Water Supply and Sanitation	1,42.26	Mainly due to increase in expenditure in works-Piped Water Supply Scheme under Accelerated Rural Water Supply Programme.
4225	Capital Outlay on Welfare of Scheduled Castes, Scheduled Tribes and Other Backward Classes	1,23.71	Due to more expenditure on Construction of Hostels for Scheduled Tribe Girls.
4425	Capital Outlay on Animal Husbandry	1,83.86	Due to expenditure in Share Capital Investment for Restructuring of MARKFED and increase in expenditure on creation of Warehousing facilities.
4700	Capital Outlay on Major Irrigation	3,58.58	Due to increase in expenditure in Major Works under Canal and Branches, Distributaries and Dam and Appurtenant Works and also in Lift Canal System of Upper Indravati Irrigation Project.
4701	Capital Outlay on Medium Irrigation	2,12.41	Due to more expenditure in Major Works under Irrigation Road Improvement Programme, Canal Lining and System Rehabilitation Programme and Dam and Appurtenant Work.
4702	Capital Outlay on Minor Irrigation	5,17.16	Due to more expenditure in Major Works under Installation of Mega Lift Irrigation Schemes under Rural Infrastructure Development Fund (RIDF), Construction of Control Structure for In stream Storage Schemes - Check Dam, Mega Lift Project under State Plan, Canal Lining and System Rehabilitation Programme and Improvement of Water bodies with Domestic Support.
4801	Capital Outlay on Power Projects	8,02.14	Due to increase in expenditure in Construction of 33/11 KV New Grid Substations.
5054	Capital Outlay on Roads and Bridges	31,06.53	Mainly due to increase in expenditure in Public Works under <i>Pradhan Mantri Gram Sadak Yojana</i> , RIDF, Road Works under Road Development Programme, State Highways Development Projects and also in <i>Biju Setu Yojana</i> and <i>Mukhya Mantri Sadak Yojana</i> under RIDF.

**STATEMENT No. 16****DETAILED STATEMENT OF CAPITAL EXPENDITURE BY MINOR HEADS AND SUB HEADS**

The increase were partly set-off by decrease in expenditure under the following heads:-

<b>Major Head of Account</b>		<b>Decrease (₹ in crore)</b>	<b>Main Reasons</b>
4217	Capital Outlay on Urban Development	65.48	Due to decrease in expenditure in Major Works under Externally Aided Project (EAP) assisted by KfW (Kreditanstalt für Wiederaufbau) German for Odisha Urban Infrastructure Development Fund (OUIDF).
5053	Capital Outlay on Civil Aviation	63.16	Due to decrease in expenditure in Public Works under Construction of Aerodromes.
5055	Capital Outlay on Road Transport	51.72	Mainly due to decrease in expenditure in Construction and Renovation of Bus Stand.

## STATEMENT No. 17

## DETAILED STATEMENT ON BORROWINGS AND OTHER LIABILITIES

## (a) Statement of Public Debt and other obligations

Description of Debt	Balance as on	Additions	Discharges	Balance as on	Net Per cent		Interest Paid
	1 April 2015	during the year	during the year	31 March 2016	Increase(+) / Decrease(-)	Amount Per cent	
(₹ in lakh)							
<b>E. Public Debt</b>							
<b>6003 Internal Debt of the State Government</b>							
101 Market Loans							
1231 Loans not bearing Interest	9.32	..	1.50	7.82	(-)1.50	(-)16.09	..
1233 Loans bearing Interest	45,64,76.23	44,72,82.00	9,09,54.83	81,28,03.40	(+) 35,63,27.17	(+) 78.06	3,19,42.27
103 Loans from Life Insurance Corporation of India	1,00.98	..	1,18.74	1,85.30 (A)	(-)1,18.74	(-)117.59	31.30
104 Loans from General Insurance Corporation of India	13,47.55	..	2,22.36	12,47.04 (B)	(-)2,22.36	(-)16.5	1,90.76
105 Loans from the National Bank for Agricultural and Rural Development	49,39,89.86	24,24,89.54	6,92,11.28	66,71,40.51 (C)	(+) 17,32,78.26	(+) 35.08	3,88,19.11
106 Compensation and other Bonds	1,10,56.92	..	1,10,28.74	28.18	(-)1,10,28.74	(-)99.75	13,87.51
107 Loans from the State Bank of India and other Banks	0.02	..	..	0.02	..	..	..
108 Loans from National Co-operative Development Corporation(NCDC)	18,25.69	7,36.49	2,64.04	21,00.84 (D)	(+) 4,72.45	(+) 25.88	2,51.90
109 Loans from other Institutions	5,13.76	35,07.45	63.10	39,58.11	(+) 34,44.35	(+) 670.42	1,96.41
111 Special Securities issued to NSSF of Central Government	1,00,74,71.82	21,10,43.00	5,35,05.68	1,16,50,09.14	(+) 15,75,37.32	(+) 15.64	9,76,67.48
<b>Total - 6003</b>	<b>1,97,27,92.15</b>	<b>90,50,58.48</b>	<b>22,53,70.27</b>	<b>2,65,24,80.36</b>	<b>(+) 67,96,88.21</b>	<b>(+) 34.45</b>	<b>17,04,86.74</b>

(A) Difference of (+) ₹ 2,03.06 lakh due to amount transferred proforma from 01-105-Loans from NABARD and 01-108-Loans from NCDC

(B) Difference of (+) ₹ 1,21.85 lakh due to amount transferred proforma from 01-105-Loans from NABARD

(C) Difference of (-) ₹ 1,27.61 lakh due to amount transferred proforma to 01-104-Loans from GIC and 01-103-Loans from LIC

(D) Difference of (-) ₹ 1,97.30 lakh due to amount transferred proforma to 01-103-Loans from LIC



## STATEMENT No. 17

## DETAILED STATEMENT ON BORROWINGS AND OTHER LIABILITIES

## (a) Statement of Public Debt and other obligations

Description of Debt	Balance as on	Additions	Discharges	Balance as on	Net Per cent		Interest Paid
	1 April 2015	during the year	during the year	31 March 2016	Increase(+) / Decrease(-)	Amount Per cent	
(₹ in lakh)							
<b>6004 Loans and Advances from the Central Government</b>							
<b>01 Non-Plan Loans</b>							
201 House Building Advances to AIS Officers	2,93.62	41.40	59.36	2,75.66	(-)17.96	(-)6.12	26.43
800 Other Loans							
Loans for Modernisation of Police Force	19,84.14	..	1,77.69	18,06.45	(-)1,77.69	(-)8.96	2,39.24
Loans for Education, Art & Culture	1,26.03	..	..	1,26.03	..	..	..
Rehabilitation of Dandakaranya Development Scheme	10.40	..	..	10.40	..	..	..
<b>TOTAL-800</b>	<b>21,20.57</b>	<b>..</b>	<b>1,77.69</b>	<b>19,42.88</b>	<b>(-)1,77.69</b>	<b>(-)8.38</b>	<b>2,39.24</b>
<b>Total - 01</b>	<b>24,14.19</b>	<b>41.40</b>	<b>2,37.05</b>	<b>22,18.54</b>	<b>(-)1,95.65</b>	<b>(-)8.10</b>	<b>2,65.67</b>
<b>02 Loans for State/ Union Territory Plan Schemes</b>							
101 Block Loans	40,20,72.05	7,38,82.15	2,43,40.05	45,16,14.15	(+) 4,95,42.10	(+) 12.32	1,27,36.73
105 State Plan Loans Consolidated in terms of Recommendations of 12 <sup>th</sup> Finance Commission	30,75,26.17	..	3,81,89.85	26,93,36.32	(-)3,81,89.85	(-)12.42	2,30,64.46
<b>Total - 02</b>	<b>70,95,98.22</b>	<b>7,38,82.15</b>	<b>6,25,29.90</b>	<b>72,09,50.47</b>	<b>(+) 1,13,52.25</b>	<b>(+) 1.60</b>	<b>3,58,01.19</b>
<b>07 Pre-1984-85 Loans</b>							
101 Rehabilitation of Displaced Persons, Repatriates etc.	37.85	..	..	37.85	..	..	..
109 Rehabilitation of Goldsmiths	18.32	..	..	18.32	..	..	..
<b>Total - 07</b>	<b>56.17</b>	<b>..</b>	<b>..</b>	<b>56.17</b>	<b>..</b>	<b>..</b>	<b>..</b>
<b>Total - 6004</b>	<b>71,20,68.58</b>	<b>7,39,23.55</b>	<b>6,27,66.95</b>	<b>72,32,25.18</b>	<b>(+) 1,11,56.60</b>	<b>(+) 1.57</b>	<b>3,60,66.86</b>
<b>Total- E. Public Debt</b>	<b>2,68,48,60.73</b>	<b>97,89,82.03</b>	<b>28,81,37.22</b>	<b>3,37,57,05.54</b>	<b>(+) 69,08,44.81</b>	<b>(+) 25.73</b>	<b>20,65,53.60</b>

## STATEMENT No. 17

## DETAILED STATEMENT ON BORROWINGS AND OTHER LIABILITIES

## (a) Statement of Public Debt and other obligations

Description of Debt	Balance as on	Additions	Discharges	Balance as on	Net Per cent		Interest Paid
	1 April 2015	during the year	during the year	31 March 2016	Increase(+) / Decrease(-)	Amount Per cent	
(₹ in lakh)							
<b>I. Small Savings, Provident Funds etc.</b>							
<b>(b) State Provident Funds</b>							
<b>8009 State Provident Funds</b>							
<b>01 Civil-</b>							
101 General Provident Funds	97,94,05.98	25,34,57.73	12,92,27.97	1,10,36,35.74	(+) 12,42,29.76	(+) 12.68	8,47,82.23
102 Contributory Provident Fund	6,41.40	1.31	4.80	6,37.91	(-)3.49	(-)0.54	1.27
103 ICS Provident Fund	0.08	..	..	0.08	..	..	..
104 All India Services Provident Fund	1,30,51.10	11,09.17	6,47.44	1,35,12.83	(+) 4,61.73	(+) 3.54	4,85.32
<b>Total - 01</b>	<b>99,30,98.56</b>	<b>25,45,68.21</b>	<b>12,98,80.21</b>	<b>1,11,77,86.56</b>	<b>(+) 12,46,88.00</b>	<b>(+) 12.56</b>	<b>8,52,68.82</b>
<b>60 Other Provident Funds</b>							
103 Other Miscellaneous Provident Funds	64,93,78.91	15,42,31.08	9,53,68.66	70,82,41.33	(+) 5,88,62.42	(+) 9.06	4,00,00.00
<b>Total - 60</b>	<b>64,93,78.91</b>	<b>15,42,31.08</b>	<b>9,53,68.66</b>	<b>70,82,41.33</b>	<b>(+) 5,88,62.42</b>	<b>(+) 9.06</b>	<b>4,00,00.00</b>
<b>Total - 8009</b>	<b>1,64,24,77.47</b>	<b>40,87,99.29</b>	<b>22,52,48.87</b>	<b>1,82,60,27.89</b>	<b>(+) 18,35,50.42</b>	<b>(+) 11.18</b>	<b>12,52,68.82</b>
<b>Total- (b) State Provident Funds</b>	<b>1,64,24,77.47</b>	<b>40,87,99.29</b>	<b>22,52,48.87</b>	<b>1,82,60,27.89</b>	<b>(+) 18,35,50.42</b>	<b>(+) 11.18</b>	<b>12,52,68.82</b>
<b>(c) Other Accounts-</b>							
<b>8010 Trusts and Endowments</b>							
105 Other Trusts	0.03	..	..	0.03	..	..	..
<b>Total - 8010</b>	<b>0.03</b>	<b>..</b>	<b>..</b>	<b>0.03</b>	<b>..</b>	<b>..</b>	<b>..</b>
<b>8011 Insurance and Pension Funds</b>							
105 State Government Insurance Fund	0.07	..	..	0.07	..	..	..
106 Other Insurance and Pension Funds	12.85	..	3.94	8.91	(-)3.94	(-)30.66	..
<b>Total - 8011</b>	<b>12.92</b>	<b>..</b>	<b>3.94</b>	<b>8.98</b>	<b>(-)3.94</b>	<b>(-)30.50</b>	<b>..</b>
<b>8012 Special Deposits and Accounts</b>							
123 Special Deposits of Employees Provident Fund Scheme	1.63	..	..	1.63	..	..	..
<b>Total - 8012</b>	<b>1.63</b>	<b>..</b>	<b>..</b>	<b>1.63</b>	<b>..</b>	<b>..</b>	<b>..</b>

## STATEMENT No. 17

## DETAILED STATEMENT ON BORROWINGS AND OTHER LIABILITIES

## (a) Statement of Public Debt and other obligations

Description of Debt	Balance as on	Additions	Discharges	Balance as on	Net Per cent		Interest Paid
	1 April 2015	during the year	during the year	31 March 2016	Increase(+) / Decrease(-)	Amount Per cent	
(₹ in lakh)							
<b>I. Small Savings, Provident Funds etc.- Concl'd.</b>							
<b>(c) Other Accounts- Concl'd.</b>							
<b>8013 Other Deposits and Accounts</b>							
<b>01 Deposit Schemes for Retiring Employees</b>							
101 Deposit Schemes for Retiring Government Employees 1989	38.91	(-)0.10	..	38.81	(-)0.10	(-)0.26	..
		(A)					
<b>Total - 01</b>	<b>38.91</b>	<b>(-)0.10</b>	<b>..</b>	<b>38.81</b>	<b>(-)0.10</b>	<b>(-)0.26</b>	<b>..</b>
<b>Total - 8013</b>	<b>38.91</b>	<b>(-)0.10</b>	<b>..</b>	<b>38.81</b>	<b>(-)0.10</b>	<b>(-)0.26</b>	<b>..</b>
<b>Total- (c) Other Accounts</b>	<b>53.49</b>	<b>(-)0.10</b>	<b>3.94</b>	<b>49.45</b>	<b>(-)4.04</b>	<b>(-)7.56</b>	<b>..</b>
<b>Total- I. Small Savings, Provident Funds etc.</b>	<b>1,64,25,30.96</b>	<b>40,87,99.19</b>	<b>22,52,52.81</b>	<b>1,82,60,77.34</b>	<b>(+) 18,35,46.38</b>	<b>(+) 11.17</b>	<b>12,52,68.82</b>
<b>J. Reserve Fund-</b>							
<b>(a) Reserve Funds bearing Interest</b>							
<b>8121 General and Other Reserve Funds</b>							
101 General and Other Reserve Funds of Government Commercial Departments/ Undertakings	1.88	..	..	1.88	..	..	..
122 State Disaster Response Fund	23,42.29	11,65,22.57	8,79,77.79	3,08,87.07	(+) 2,85,44.78	(+) 1218.68	..
126 State Disaster Response Fund-Investment Account	..	7,66,12.20	7,66,12.20	..	..	..	..
<b>Total - 8121</b>	<b>23,44.17</b>	<b>19,31,34.77</b>	<b>16,45,89.99</b>	<b>3,08,88.95</b>	<b>(+) 2,85,44.78</b>	<b>(+) 1217.70</b>	<b>..</b>
<b>Total- (a) Reserve Funds bearing Interest</b>	<b>23,44.17</b>	<b>19,31,34.77</b>	<b>16,45,89.99</b>	<b>3,08,88.95</b>	<b>(+) 2,85,44.78</b>	<b>(+) 1217.70</b>	<b>..</b>
<b>(b) Reserve Funds not bearing Interest</b>							
<b>8222 Sinking Funds</b>							
<b>01 Appropriation for Reduction or Avoidance of Debt</b>							
101 Sinking Funds	50,42,85.82	..	0.88	50,42,84.94	(-)0.88	..	..
<b>Total - 01</b>	<b>50,42,85.82</b>	<b>..</b>	<b>0.88</b>	<b>50,42,84.94</b>	<b>(-)0.88</b>	<b>..</b>	<b>..</b>

(A) Minus balance is due to mis-classification and adjusted vide T.E. No. 485 to Head of Account 7610-800-Group Insurance Scheme

## STATEMENT No. 17

## DETAILED STATEMENT ON BORROWINGS AND OTHER LIABILITIES

## (a) Statement of Public Debt and other obligations

Description of Debt	Balance as on	Additions	Discharges	Balance as on	Net Per cent		Interest Paid
	1 April 2015	during the year	during the year	31 March 2016	Increase(+) / Decrease(-)	Amount Per cent	
(₹ in lakh)							
<b>J. Reserve Fund- Contd.</b>							
<b>(b) Reserve Funds not bearing Interest- Concl.</b>							
<b>8222 Sinking Funds- Concl.</b>							
<b>02 Sinking Fund Investment Account</b>							
101 Sinking Fund Investment Account	50,43,00.00	..	..	50,43,00.00	..	..	..
<b>Total - 02</b>	<b>50,43,00.00</b>	..	..	<b>50,43,00.00</b>	..	..	..
<b>Total - 8222</b>	<b>(-)14.18</b>	..	<b>0.88</b>	<b>(-)15.06</b>	<b>(-)0.88</b>	<b>(+) 6.21</b>	..
<b>8223 Famine Relief Fund-</b>							
101 Odisha Famine Relief Fund	3,93.84	..	..	3,93.84	..	..	..
<b>Total - 8223</b>	<b>3,93.84</b>	..	..	<b>3,93.84</b>	..	..	..
<b>8229 Development and Welfare Funds</b>							
101 Development Funds for Educational Purposes	0.02	1,61.05	1,61.05	0.02	..	..	..
109 Co-operative Development Funds	2.00	..	..	2.00	..	..	..
123 Consumer Welfare Fund	26.42	..	..	26.42	..	..	..
200 Other Development and Welfare Fund	..	0.02	..	0.02	(+) 0.02	..	..
<b>Total - 8229</b>	<b>28.44</b>	<b>1,61.07</b>	<b>1,61.05</b>	<b>28.46</b>	<b>(+) 0.02</b>	<b>(+) 0.07</b>	..
<b>8235 General and Other Reserve Funds</b>							
102 Zamindari Abolition Fund	59.19	..	..	59.19	..	..	..
103 Religious and Charitable Endowment Funds	1.51	..	..	1.51	..	..	..
117 Guarantee Redemption Fund	4,79,98.28	..	0.10	4,79,98.18	(-)0.10	..	..
120 Guarantee Redemption Fund- Investment Account	4,80,00.00	..	..	4,80,00.00	..	..	..
200 Other Funds	3,01,16.88	..	..	3,01,16.88	..	..	..
<b>Total - 8235</b>	<b>3,01,75.86</b>	..	<b>0.10</b>	<b>3,01,75.76</b>	<b>(-)0.10</b>	..	..
<b>Total- (b) Reserve Funds not bearing Interest</b>	<b>3,05,83.96</b>	<b>1,61.07</b>	<b>1,62.03</b>	<b>3,05,83.00</b>	<b>(-)0.96</b>	..	..

## STATEMENT No. 17

## DETAILED STATEMENT ON BORROWINGS AND OTHER LIABILITIES

## (a) Statement of Public Debt and other obligations

Description of Debt	Balance as on	Additions	Discharges	Balance as on	Net Per cent		Interest Paid
	1 April 2015	during the year	during the year	31 March 2016	Increase(+) / Decrease(-)	Amount Per cent	
(₹ in lakh)							
<b>J. Reserve Fund- Concl.</b>							
<b>Total- J. Reserve Fund</b>	<b>3,29,28.13</b>	<b>19,32,95.85</b>	<b>16,47,52.02</b>	<b>6,14,71.96</b>	<b>(+) 2,85,43.83</b>	<b>(+) 86.69</b>	<b>..</b>
<b>K. Deposits and Advances</b>							
<b>(a) Deposits bearing Interest</b>							
<b>8342 Other Deposits</b>							
103 Deposits of Government Companies, Corporations etc.	18,12.21	..	..	18,12.21	..	..	..
117 Defined Contribution Pension Scheme for Government Employees	22,54.85	4,71,13.73	4,65,35.52	28,33.06	(+) 5,78.21	(+) 25.64	25,07.51
120 Miscellaneous Deposits	9.56	12.92	..	22.48	(+) 12.92	(+) 135.15	..
<b>Total - 8342</b>	<b>40,76.62</b>	<b>4,71,26.65</b>	<b>4,65,35.52</b>	<b>46,67.75</b>	<b>(+) 5,91.13</b>	<b>(+) 14.50</b>	<b>25,07.51</b>
<b>Total- (a) Deposits bearing Interest</b>	<b>40,76.62</b>	<b>4,71,26.65</b>	<b>4,65,35.52</b>	<b>46,67.75</b>	<b>(+) 5,91.13</b>	<b>(+) 14.50</b>	<b>25,07.51</b>
<b>(b) Deposits not bearing Interest</b>							
<b>8443 Civil Deposits</b>							
101 Revenue Deposits	1,70,51.88	55.33	10,10.78	1,60,96.43	(-)9,55.45	(-)5.60	..
102 Customs and Opium Deposits	0.88	..	..	0.88	..	..	..
103 Security Deposits	47,93.99	2.71	21.98	47,74.72	(-)19.27	(-)0.40	..
104 Civil Courts Deposits	2,19,00.11	55,59.92	30,57.47	2,44,02.56	(+) 25,02.45	(+) 11.43	..
105 Criminal Courts Deposits	30,01.05	7,11.09	43.77	36,68.37	(+) 6,67.32	(+) 22.24	..
106 Personal Deposits	7,04,30.76	11,82,02.32	11,90,87.93	6,95,45.15	(-)8,85.61	(-)1.26	..
107 Trust Interest Funds	15.31	..	..	15.31	..	..	..
108 Public Works Deposits	27,42,08.47	27,13,53.64	24,03,43.11	30,52,19.00	(+) 3,10,10.53	(+) 11.31	..
109 Forest Deposits	79,20.59	55.52	1,54.44	78,21.67	(-)98.92	(-)1.25	..
110 Deposits of Police Funds	18.41	..	..	18.41	..	..	..

## STATEMENT No. 17

## DETAILED STATEMENT ON BORROWINGS AND OTHER LIABILITIES

## (a) Statement of Public Debt and other obligations

Description of Debt	Balance as on	Additions	Discharges	Balance as on	Net Per cent		Interest Paid
	1 April 2015	during the year	during the year	31 March 2016	Increase(+) / Decrease(-)	Amount Per cent	
(₹ in lakh)							
<b>K. Deposits and Advances- Contd.</b>							
<b>(b) Deposits not bearing Interest- Contd.</b>							
<b>8443 Civil Deposits- Concltd.</b>							
111 Other Departmental Deposits	8,06,30.24	1,86,01.67	2,90,19.32	7,02,12.59	(-1,04,17.65	(-12.92	..
112 Deposits for Purchases etc. in India	34.84	..	..	34.84	..	..	..
116 Deposits under Various Central and State Acts	45,13.98	(-)36,05.29(A)	6.34	9,02.35	(-)36,11.63	(-)80.01	..
117 Deposits for Work Done for Public Bodies or Private Individuals	7,46,08.25	28,05.23	90,06.09	6,84,07.39	(-)62,00.86	(-)8.31	..
118 Deposits of Fees Received by Government Servants for Work Done for Private Bodies	5.30	..	..	5.30	..	..	..
121 Deposits in Connection with Elections	6.10	(-)0.70(B)	..	5.40	(-)0.70	(-)11.48	..
123 Deposits of Educational Institutions	52,96.43	16,29.14	13,43.54	55,82.03	(+) 2,85.60	(+) 5.39	..
124 Unclaimed Deposits in the General Provident Fund	0.46	..	..	0.46	..	..	..
126 Unclaimed Deposits in Other Provident Funds	0.33	..	..	0.33	..	..	..
800 Other Deposits	3,82,88.85	11,47.95	49,52.53	3,44,84.27	(-)38,04.58	(-)9.94	..
<b>Total - 8443</b>	<b>60,27,26.24</b>	<b>41,65,18.53</b>	<b>40,80,47.30</b>	<b>61,11,97.47</b>	<b>(+) 84,71.23</b>	<b>(+) 1.41</b>	<b>..</b>
<b>8448 Deposits of Local Funds</b>							
102 Municipal Funds	1,37,19.57	7,13,16.64	6,14,57.71	2,35,78.50	(+) 98,58.93	(+) 71.86	..
103 Cantonment Funds	0.04	..	..	0.04	..	..	..
104 Funds of Insurance Association of India	24,02.75	3,15,51.62	3,14,95.79	24,58.58	(+) 55.83	(+) 2.32	..
105 State Transport Corporation Funds	10.27	..	..	10.27	..	..	..
106 Funds of the Indian Council of Agricultural Research	3,81.30	..	..	3,81.30	..	..	..
107 State Electricity Boards Working Funds	3,89.62	..	..	3,89.62	..	..	..
109 Panchayat Bodies Funds	2,51,60.72	1,52,63.22	1,48,82.89	2,55,41.05	(+) 3,80.33	(+) 1.51	..

(A) &amp; (B): Minus Balance due to adjustment of Lapsed Deposit and Transfer Entry has been made to 0075- Miscellaneous General Service

## STATEMENT No. 17

## DETAILED STATEMENT ON BORROWINGS AND OTHER LIABILITIES

## (a) Statement of Public Debt and other obligations

Description of Debt	Balance as on 1 April 2015	Additions during the year	Discharges during the year	Balance as on 31 March 2016	Net Per cent Increase(+) / Decrease(-)		Interest Paid
					Amount	Per cent	
(₹ in lakh)							
<b>K. Deposits and Advances- Concl.</b>							
<b>(b) Deposits not bearing Interest- Concl.</b>							
<b>8448 Deposits of Local Funds- Concl.</b>							
110 Education Funds	74.66	..	..	74.66	..	..	..
111 Medical and Charitable Funds	4,20.84	1,78.12	78.66	5,20.30	(+) 99.46	(+) 23.63	..
112 Port and Marine Funds	0.16	..	..	0.16	..	..	..
120 Other Funds	75.51	..	..	75.51	..	..	..
<b>Total - 8448</b>	<b>4,26,35.45</b>	<b>11,83,09.60</b>	<b>10,79,15.05</b>	<b>5,30,30.00</b>	<b>(+) 1,03,94.55</b>	<b>(+) 24.38</b>	<b>..</b>
<b>8449 Other Deposits-</b>							
103 Subventions from Central Road Fund	..	1,25,98.00	1,20,16.85	5,81.15	(+) 5,81.15	..	..
105 Deposits of Market Loans	..	10,00,00.00	10,00,00.00	..	..	..	..
120 Miscellaneous Deposits	3,95,78.37	30,23.00	..	4,26,01.37	(+) 30,23.00	(+) 7.64	..
<b>Total - 8449</b>	<b>3,95,78.37</b>	<b>11,56,21.00</b>	<b>11,20,16.85</b>	<b>4,31,82.52</b>	<b>(+) 36,04.15</b>	<b>(+) 9.11</b>	<b>..</b>
<b>Total- (b) Deposits not bearing Interest</b>	<b>68,49,40.06</b>	<b>65,04,49.13</b>	<b>62,79,79.20</b>	<b>70,74,09.99</b>	<b>(+) 2,24,69.93</b>	<b>(+) 3.28</b>	<b>..</b>
<b>Total- K. Deposits and Advances</b>	<b>68,90,16.68</b>	<b>69,75,75.78</b>	<b>67,45,14.72</b>	<b>71,20,77.74</b>	<b>(+) 2,30,61.06</b>	<b>(+) 3.35</b>	<b>25,07.51</b>
<b>Grand Total</b>	<b>5,04,93,36.50</b>	<b>2,27,86,52.85</b>	<b>1,35,26,56.77</b>	<b>5,97,53,32.58</b>	<b>(+) 92,59,96.08</b>	<b>(+) 18.34</b>	<b>33,43,29.93</b>

## STATEMENT No. 17

## DETAILED STATEMENT ON BORROWINGS AND OTHER LIABILITIES

## (b) Maturity Profile

## (i) Maturity Profile of Internal Debt

Year	Description of Market Loans Odisha State Development Loans/Odisha Government Stock	Loans from				Compensation and Other Bonds	Ways & Means Advances	Special Securities issued to NSSF of Central Government	Loans from NCDC	Loans from other Institution	Total
		SBI	LIC	GIC	NABARD						
1	2	3	4	5	6	7	8	9	10	11	12
(₹ in lakh)											
Up to 2016-17	6,55,21.40	0.01	63.18	2,12.80	8,19,24.23	28.18	..	8,07,89.28	4,80.53	63.10	22,90,82.71
2017-18	..	..	41.40	2,04.24	10,15,16.18	..	..	8,23,32.63	2,55.53	63.10	18,44,13.08
2018-19	10,00,00.00	..	33.32	1,93.92	13,55,35.36	..	..	8,45,88.38	2,44.69	63.10	32,06,58.77
2019-20	10,00,00.00	..	24.64	1,63.40	11,92,98.45	..	..	8,82,53.52	2,29.58	63.10	30,80,32.69
2020-21	10,00,00.00	..	15.96	1,44.36	10,02,92.73	..	..	8,82,53.52	2,29.49	63.10	28,89,99.16
2021-22	4,72,82.00	..	6.80	1,24.16	8,02,53.86	..	..	8,82,53.52	2,28.04	4,07.80	21,65,56.18
2022-23	..	..	..	1,00.16	4,83,19.70	..	..	8,82,53.52	2,16.49	4,07.80	13,72,97.67
2023-24	..	..	..	68.16	..	..	..	8,82,53.52	2,16.49	4,14.07	8,89,52.24
2024-25	10,00,00.00	..	..	35.84	..	..	..	8,82,53.52	..	3,44.71	18,86,34.07
2025-26	30,00,00.00	..	..	..	..	..	..	7,19,05.27	..	3,44.71	37,22,49.98
2026-27	..	..	..	..	..	..	..	4,77,86.72	..	3,44.71	4,81,31.43
2027-28	..	..	..	..	..	..	..	4,53,05.67	..	3,44.71	4,56,50.38
2028-29	..	..	..	..	..	..	..	4,32,31.09	..	3,44.71	4,35,75.8
2029-30	..	..	..	..	..	..	..	3,81,58.49	..	3,44.71	3,85,03.2
2030-31	..	..	..	..	..	..	..	3,14,70.89	..	3,44.71	3,18,15.60
2031-32	..	..	..	..	..	..	..	2,45,00.14	..	..	2,45,00.14
2032-33	..	..	..	..	..	..	..	1,90,73.74	..	..	1,90,73.74
2033-34	..	..	..	..	..	..	..	1,82,28.29	..	..	1,82,28.29



## STATEMENT No. 17

## DETAILED STATEMENT ON BORROWINGS AND OTHER LIABILITIES

## (b) Maturity Profile

## (i) Maturity Profile of Internal Debt

Year	Description of Market Loans Odisha State Development Loans/Odisha Government Stock	Loans from				Compensation and Other Bonds	Ways & Means Advances	Special Securities issued to NSSF of Central Government	Loans from NCDC	Loans from other Institution	Total
		SBI	LIC	GIC	NABARD						
1	2	3	4	5	6	7	8	9	10	11	12
											(₹ in lakh)
2034-35	..	..	..	..	..	..	..	1,74,23.54	..	..	1,74,23.54
2035-36	..	..	..	..	..	..	..	1,36,43.54	..	..	1,36,43.54
2036-37	..	..	..	..	..	..	..	74,64.24	..	..	74,64.24
2037-38	..	..	..	..	..	..	..	59,20.89	..	..	59,20.89
2038-39	..	..	..	..	..	..	..	36,65.14	..	..	36,65.14
<b>TOTAL</b>	<b>81,28,03.40</b>	<b>0.01</b>	<b>1,85.30</b>	<b>12,47.04</b>	<b>66,71,40.51</b>	<b>28.18</b>	<b>..</b>	<b>1,16,50,09.14</b>	<b>21,00.84</b>	<b>39,58.11</b>	<b>2,65,24,72.53</b>

**STATEMENT No. 17**

**DETAILED STATEMENT ON BORROWINGS AND OTHER LIABILITIES**

**(b) Maturity Profile**

**(ii) Maturity Profile of Loans and Advances from the Central Government**

<b>Year</b>	<b>Non-Plan Loans</b>	<b>Loans for State/ Union Territory Plan</b>	<b>Loans for Central Plan Schemes</b>	<b>Loans for Centrally Sponsored Plan Schemes</b>	<b>Pre 1984-85 Loans</b>	<b>Total</b>
<b>1</b>	<b>2</b>	<b>3</b>	<b>4</b>	<b>5</b>	<b>6</b>	<b>7</b>
						<b>(₹ in lakh)</b>
Up to 2016-17	2,32.27	6,05,39.68	..	..	..	6,07,71.95
2017-18	2,23.35	6,19,76.76	..	..	..	6,22,00.11
2018-19	2,18.80	6,19,05.08	..	..	..	6,21,23.88
2019-20	1,95.21	6,57,37.29	..	..	..	6,59,32.50
2020-21	1,89.04	6,61,71.62	..	..	..	6,63,60.66
2021-22	1,86.95	6,61,71.35	..	..	..	6,63,58.30
2022-23	1,82.94	6,60,58.06	..	..	..	6,62,41.00
2023-24	1,79.65	2,98,75.55	..	..	..	3,00,55.20
2024-25	1,64.74	2,78,68.21	..	..	..	2,80,32.95
2025-26	1,58.69	1,97,39.92	..	..	..	1,98,98.61
2026-27	93.38	1,94,08.68	..	..	..	1,95,02.06
2027-28	32.39	1,47,01.99	..	..	..	1,47,34.38
2028-29	..	1,32,19.10	..	..	..	1,32,19.10
2029-30	..	1,28,58.46	..	..	..	1,28,58.46
2030-31	..	1,28,53.86	..	..	..	1,28,53.86
2031-32	..	1,28,28.16	..	..	..	1,28,28.16
2032-33	..	1,07,82.98	..	..	..	1,07,82.98
2033-34	..	1,00,90.38	..	..	..	1,00,90.38
2034-35	..	91,02.30	..	..	..	91,02.30
2035-36	..	90,88.02	..	..	..	9088.02

**STATEMENT No. 17**

**DETAILED STATEMENT ON BORROWINGS AND OTHER LIABILITIES**

**(b) Maturity Profile**

**(ii) Maturity Profile of Loans and Advances from the Central Government**

<b>Year</b>	<b>Non-Plan Loans</b>	<b>Loans for State/ Union Territory Plan</b>	<b>Loans for Central Plan Schemes</b>	<b>Loans for Centrally Sponsored Plan Schemes</b>	<b>Pre 1984-85 Loans</b>	<b>Total</b>
<b>1</b>	<b>2</b>	<b>3</b>	<b>4</b>	<b>5</b>	<b>6</b>	<b>7</b>
2036-37	..	82,89.49	..	..	..	82,89.49
2037-38	..	75,10.66	..	..	..	75,10.66
2038-39	..	66,06.41	..	..	..	66,06.41
2039-40	..	60,50.77	..	..	..	60,50.77
2040-41	..	49,26.02	..	..	..	49,26.02
2041-42	..	49,26.02	..	..	..	49,26.02
2042-43	..	48,95.49	..	..	..	48,95.49
2043-44	..	48,78.54	..	..	..	48,78.54
2044-45	..	48,78.54	..	..	..	48,78.54
2045-46	..	45,31.29	..	..	..	45,31.29
2046-47	..	27,99.29	..	..	..	27,99.29
2047-48	..	7,71.82	..	..	..	7,71.82
2048-49	..	7,71.82	..	..	..	7,71.82
2049-50	..	7,71.82	..	..	..	7,71.82
2050-51	..	7,71.82	..	..	..	7,71.82
2051-52	..	7,71.82	..	..	..	7,71.82
2052-53	..	7,71.82	..	..	..	7,71.82
2053-54	..	7,71.82	..	..	..	7,71.82
2054-55	..	7,71.82	..	..	..	7,71.82
2055-56	..	7,71.82	..	..	..	7,71.82

## STATEMENT No. 17

## DETAILED STATEMENT ON BORROWINGS AND OTHER LIABILITIES

## (b) Maturity Profile

## (ii) Maturity Profile of Loans and Advances from the Central Government

Year	Non-Plan Loans	Loans for State/ Union Territory Plan	Loans for Central Plan Schemes	Loans for Centrally Sponsored Plan Schemes	Pre 1984-85 Loans	Total
1	2	3	4	5	6	7
2056-57	..	7,71.82	..	..	..	7,71.82
2057-58	..	7,71.82	..	..	..	7,71.82
2058-59	..	7,71.82	..	..	..	7,71.82
2059-60	..	41,9.21	..	..	..	4,19.21
Total	20,57.42	72,09,51.01	..	..	..	72,30,08.42
Un-matured amount	1,61.11	(-) 0.53	..	..	56.17	<b>2,16.76</b>
<b>TOTAL</b>	<b>22,18.54</b>	<b>72,09,50.48</b>	..	..	<b>56.17</b>	<b>72,32,25.18</b>

## STATEMENT No.17

## DETAILED STATEMENT ON BORROWINGS AND OTHER LIABILITIES

## (c) Interest Rate Profile of Outstanding Loans

## (i) Internal Debt of the State Government

Rate of Interest (Per cent)	Market Loan Bearing Interest	Compensation and other Bonds	Special Securities issued to NSSF of the Central Government	LIC/ GIC	NABARD	NCDC	Others	Total	Share in Total (Per cent)
1	2	3	4	5	6	7	8	9	10
(₹ in Lakh)									
5.00 to 5.99	4,64,21.00	..	..	..	..	..	..	4,64,21.00	1.75
6.00 to 6.99	..	..	..	..	33,70,40.73	..	..	33,70,40.73	12.71
7.00 to 7.99	1,91,00.40	..	..	..	32,02,00.60	..	..	33,93,01.00	12.79
8.00 to 8.99	74,72,82.00	28.18	..	..	96,73.93	..	..	75,69,84.11	28.54
9.00 to 9.99	..	..	1,06,53,78.98	..	2,25.25	..	..	1,06,56,04.23	40.17
10.00 to 10.99	..	..	2,48,94.96	..	..	2,46.69	31,28.75	2,82,70.40	1.07
11.00 to 11.99	..	..	2,72,91.55	..	..	45.68	3,30.83	2,76,68.06	1.04
12.00 to 12.99	..	..	3,01,42.5	30.00	..	11,25.52	4,98.53	3,17,96.55	1.20
13.00 to 13.99	..	..	1,73,01.15	14,02.34	..	6,82.95	..	1,93,86.44	0.73
Variable	..	..	..	..	..	..	..	..	..
<b>TOTAL</b>	<b>81,28,03.40</b>	<b>28.18</b>	<b>1,16,50,09.14</b>	<b>14,32.34</b>	<b>66,71,40.51</b>	<b>21,00.84</b>	<b>39,58.11</b>	<b>2,65,24,72.52(A)</b>	<b>100.00</b>

(A) Does not include Market Loan not Bearing Interest of ₹7.82 lakh and Loans from State Bank of India ₹0.01 lakh.

---

**STATEMENT No. 17**

---

**DETAILED STATEMENT ON BORROWINGS AND OTHER LIABILITES****(c) Interest Rate Profile of Outstanding Loans****(ii) Loans and Advances from the Central Government**

---

<b>Rate of Interest (Per cent)</b>	<b>Amount outstanding as on 1 April 2016 Loans and Advances from the Central Government (₹ in lakh)</b>	<b>Share in total (Per cent)</b>
0.00 to 0.99	19,67,46.67	27.21
1.00 to 1.99	2,39,35.07	3.31
2.00 to 2.99	3,93,29.35	5.44
7.00 to 7.99	26,93,36.32	37.25
9.00 to 9.99	9,22,46.30	12.76
10.00 to 10.99	1.39	..
11.00 to 11.99	5.85	..
12.00 to 12.99	17,17.02	0.24
13.00 to 13.99	57.51	0.01
Variable	9,96,32.95	13.78
<b>TOTAL</b>	<b>72,30,08.42</b>	<b>100</b>

**ANNEXURE TO STATEMENT No. 17**

**DETAILED STATEMENT OF BORROWINGS AND OTHER LIABILITIES**

Description of Debt	Balance as on 1 April 2015	Additions during the year	Discharges during the year	Balance as on 31 March 2016
				(₹ in lakh)
<b>E. Public Debt.</b>				
<b>6003 Internal Debt of the State Government</b>				
101 Market Loans				
(i) Loans not bearing Interest				
7.00 per cent Odisha Government Loan,1993	0.54	..	0.54	..
7.50 per cent Odisha Government Loan,1997	0.23	..	..	0.23
8.25 per cent Odisha Government Loan,1995	0.76	..	0.76	..
11.00 per cent Odisha Government Loan, 2001	0.81	..	..	0.81
11.00 per cent Odisha Government Loan, 2002	0.44	..	..	0.44
11.50 per cent Odisha Government Loan (Phase-I,II,III) 2008	0.02	..	..	0.02
12.00 per cent Odisha Government Loan, 2011	2.42	..	..	2.42
13.05 per cent Odisha Government Loan,2007	1.00	..	..	1.00
13.85 per cent Odisha Government Loan 2006	1.00	..	..	1.00
14.00 per cent Odisha Government Loan 2005	2.10	..	0.20 (A)	1.90
<b>Total - 1231 Loans not bearing Interest</b>	<b>9.32</b>	<b>..</b>	<b>1.50</b>	<b>7.82</b>
(ii) Loans bearing Interest				
5.85 per cent Odisha Government Loan 2015	1,83,39.00	..	1,83,39.00	..
5.90 per cent Odisha Government Loan 2017	4,64,21.00	..	..	4,64,21.00
6.20 per cent Odisha Government Loan 2015	2,20,03.13	..	2,20,03.13	..
7.17 per cent Odisha Government Loan 2017	1,91,00.40	..	..	1,91,00.40
7.77 per cent Odisha Government Loan 2015	5,06,12.70	..	5,06,12.70	..
8.00 per cent Odisha Government Loan, 2019	10,00,00.00	..	..	10,00,00.00
8.03 per cent Odisha Government Loan, 2025	10,00,00.00	..	..	10,00,00.00
8.08 per cent Odisha Government Loan, 2020	10,00,00.00	..	..	10,00,00.00
8.38 per cent Odisha Government Loan, 2026	..	15,00,00.00	..	15,00,00.00

(A) Includes past Market Loan of ₹0.10 lakh.

**ANNEXURE TO STATEMENT No. 17**

**DETAILED STATEMENT OF BORROWINGS AND OTHER LIABILITIES**

Description of Debt	Balance as on 1 April 2015	Additions during the year	Discharges during the year	Balance as on 31 March 2016
				(₹ in lakh)
<b>E. Public Debt-Contd.</b>				
<b>6003 Internal Debt of the State Government-Contd.</b>				
101 Market Loans- Concltd.				
(ii) Loans bearing Interest- Concltd.				
8.03 per cent Odisha Government Loan 2020	..	10,00,00.00	..	10,00,00.00
8.24 per cent Odisha Government Loan 2021	..	4,72,82.00	..	4,72,82.00
8.25 per cent Odisha Government Loan 2025	..	5,00,00.00	..	5,00,00.00
8.48 per cent Odisha Government Loan, 2021	..	10,00,00.00	..	10,00,00.00
<b>Total - 1233 Loans bearing Interest</b>	<b>45,64,76.23</b>	<b>44,72,82.00</b>	<b>9,09,54.83</b>	<b>81,28,03.40</b>
<b>Total - 101</b>	<b>45,64,85.55</b>	<b>44,72,82.00</b>	<b>9,09,56.33</b>	<b>81,28,11.22</b>
103 Loans from Life Insurance Corporation of India	1,00.98	..	1,18.74	1,85.30 (A)
104 Loans from General Insurance Corporation of India	13,47.55	..	2,22.36	12,47.04 (B)
105 Loans from the National Bank for Agricultural and Rural Development	49,39,89.86	24,24,89.54	6,92,11.28	66,71,40.51 (C)
106 Compensation and other Bonds				
(i) Loans				
Compensation and Other Bonds	28.18	..	..	28.18
8.50 per cent Government of Odisha Power Bonds 2015	55,14.37	..	55,14.37	....
8.50 per cent Government of Odisha Power Bonds 2016	55,14.37	..	55,14.37	....
<b>Total - 106</b>	<b>1,10,56.92</b>	<b>..</b>	<b>1,10,28.74</b>	<b>28.18</b>
107 Loans from the State Bank of India and other Banks	0.01	..	..	0.01
108 Loans from National Co-operative Development Corporation (NCDC)	18,25.69	7,36.49	2,64.04	21,00.84 (D)

(A) Difference of (+) ₹2,03.06 lakh due to amount transferred proforma from 01-105-Loans from NABARD and 01-108-Loans from NCDC

(B) Difference of (+) ₹1,21.85 lakh due to amount transferred proforma from 01-105-Loans from NABARD

(C) Difference of (-) ₹1,27.61 lakh due to amount transferred proforma to 01-104-Loans from GIC and 01-103-Loans from LIC

(D) Difference of (-) ₹1,97.30 lakh due to amount transferred proforma to 01-103-Loans from LIC



**ANNEXURE TO STATEMENT No. 17**

**DETAILED STATEMENT OF BORROWINGS AND OTHER LIABILITIES**

Description of Debt	Balance as on 1 April 2015	Additions during the year	Discharges during the year	Balance as on 31 March 2016 (₹ in lakh)
<b>E. Public Debt-Contd.</b>				
<b>6003 Internal Debt of the State Government-Concltd.</b>				
109 Loans from other Institutions- Concltd.				
(i) Loans				
Repayment of Loans from Khadi and Village Industries Commission of	12.01	..	..	12.01
Repayment of Loans from Indian Rare Earths Ltd	1.91	..	..	1.91
Loans from REC	4,99.84	35,07.45	63.10	39,44.19
<b>Total - 109</b>	<b>5,13.76</b>	<b>35,07.45</b>	<b>63.10</b>	<b>39,58.11</b>
111 Special Securities issued to NSSF of Central Government	1,00,74,71.82	21,10,43.00	5,35,05.68	1,16,50,09.14
<b>Total - 6003</b>	<b>1,97,27,92.15</b>	<b>90,50,58.48</b>	<b>22,53,70.27</b>	<b>2,65,24,80.36</b>
<b>6004 Loans and Advances from the Central Government</b>				
01 Non-Plan Loans				
201 House Building Advances to AIS Officers	2,93.62	41.40	59.36	2,75.66
800 Other Loans				
(i) Repayment of Loan				
Loans for Modernisation of Police Force	19,84.14	..	1,77.69	18,06.45
Education, Art and Culture - National Loan for Scholarship Scheme	1,26.03	..	..	1,26.03
Rehabilitation of Dandakaranya Development Scheme	10.40	..	..	10.40
<b>Total - 800</b>	<b>21,20.57</b>	<b>..</b>	<b>1,77.69</b>	<b>19,42.88</b>
<b>Total - 01</b>	<b>24,14.19</b>	<b>41.40</b>	<b>2,37.05</b>	<b>22,18.54</b>
02 Loans for State/ Union Territory Plan Schemes				
101 Block Loans	40,20,72.05	7,38,82.15	2,43,40.05	45,16,14.15
105 State Plan Loans Consolidated in terms of Recommendations of 12 <sup>th</sup> Finance Commission	30,75,26.17	..	3,81,89.85	26,93,36.33
<b>Total - 02</b>	<b>70,95,98.22</b>	<b>7,38,82.15</b>	<b>6,25,29.90</b>	<b>72,09,50.48</b>

## ANNEXURE TO STATEMENT No. 17

## DETAILED STATEMENT OF BORROWINGS AND OTHER LIABILITIES

Description of Debt	Balance as on 1 April 2015	Additions during the year	Discharges during the year	Balance as on 31 March 2016
				(₹ in lakh)
<b>E. Public Debt-Concl.</b>				
<b>6004 Loans and Advances from the Central Government-Concl.</b>				
07 Pre-1984-85 Loans				
101 Rehabilitation of Displaced Persons, Repatriates etc.	37.85	..	..	37.85
109 Rehabilitation of Goldsmiths	18.32	..	..	18.32
<b>Total - 07</b>	<b>56.17</b>	<b>..</b>	<b>..</b>	<b>56.17</b>
<b>Total - 6004</b>	<b>71,20,68.58</b>	<b>7,39,23.55</b>	<b>6,27,66.95</b>	<b>72,32,25.19</b>
<b>Total E. Public Debt</b>	<b>2,68,48,60.73</b>	<b>97,89,82.03</b>	<b>28,81,37.22</b>	<b>3,37,57,05.55</b>

## STATEMENT No. 18

## DETAILED STATEMENT OF LOANS AND ADVANCES GIVEN BY THE STATE GOVERNMENT

Section 1 Major and Minor Heads with Summary of Loans and Advances							
Heads of Account	Balance as on 1 April 2015	Disbursement during the year	Repaid during the year	Write off of Irrecoverable Loans and Advances	Balance as on 31 March 2016 (3+4)-(5+6)	Increase (+) / Decrease (-) (3-7)	Interest Credited
(1&2)	3	4	5	6	7	8	9
(₹ in lakh)							
<b>F. Loans and Advances</b>							
<b>(ii) Loans for Social Services</b>							
<b>(a) Loans for Education, Sports, Art and Culture</b>							
<b>6202 Loans for Education, Sports, Art and Culture</b>							
<b>01 General Education</b>							
203 University and Higher Education	2,33.58	5.34	1,68.01	..	70.91	(-)1,62.67	..
600 General	22.83	..	..	..	22.83	..	..
<b>Total - 01</b>	<b>2,56.41</b>	<b>5.34</b>	<b>1,68.01</b>	<b>..</b>	<b>93.74</b>	<b>(-)1,62.67</b>	<b>..</b>
<b>02 Technical Education</b>							
105 Engineering/Technical Colleges and Institutes	3,47.14	..	..	..	3,47.14	..	..
<b>Total - 02</b>	<b>3,47.14</b>	<b>..</b>	<b>..</b>	<b>..</b>	<b>3,47.14</b>	<b>..</b>	<b>..</b>
<b>Total - 6202</b>	<b>6,03.55</b>	<b>5.34</b>	<b>1,68.01</b>	<b>..</b>	<b>4,40.88</b>	<b>(-)1,62.67</b>	<b>..</b>
<b>Total - (a) Loans for Education, Sports, Art and Culture</b>	<b>6,03.55</b>	<b>5.34</b>	<b>1,68.01</b>	<b>..</b>	<b>4,40.88</b>	<b>(-)1,62.67</b>	<b>..</b>
<b>(c) Water Supply and Sanitation, Housing and Urban Development</b>							
<b>6215 Loans for Water Supply and Sanitation</b>							
<b>01 Water Supply</b>							
101 Urban Water Supply Programme	10.79	..	..	..	10.79	..	..
191 Loans to Local Bodies, Corporations etc.	2,05.58	..	..	..	2,05.58	..	1.80
796 Tribal Area Sub-Plan	1,55.28	..	..	..	1,55.28	..	..
<b>Total - 01</b>	<b>3,71.65</b>	<b>..</b>	<b>..</b>	<b>..</b>	<b>3,71.65</b>	<b>..</b>	<b>1.80</b>
<b>Total - 6215</b>	<b>3,71.65</b>	<b>..</b>	<b>..</b>	<b>..</b>	<b>3,71.65</b>	<b>..</b>	<b>1.80</b>

## STATEMENT No. 18

## DETAILED STATEMENT OF LOANS AND ADVANCES GIVEN BY THE STATE GOVERNMENT

## Section 1 Major and Minor Heads with Summary of Loans and Advances

Heads of Account (1&2)	Balance as on 1 April 2015 3	Disbursement during the year 4	Repaid during the year 5	Write off of Irrecoverable Loans and Advances 6	Balance as on 31 March 2016 (3+4)-(5+6) 7	Increase (+) / Decrease (-) (3-7) 8	Interest Credited 9
(₹ in lakh)							
<b>F. Loans and Advances - Contd.</b>							
<b>(ii) Social Services - Contd.</b>							
<b>(c) Water Supply and Sanitation, Housing and Urban Development - Contd.</b>							
<b>6216 Loans for Housing</b>							
<b>02 Urban Housing</b>							
190 Loans to Public Sector and Other Undertakings	48,22.46	..	0.13	..	48,22.33	(-)0.13	..
201 Loans to Housing Boards	21,43.70	..	0.37	..	21,43.33	(-)0.37	8.29
<b>Total - 02</b>	<b>69,66.16</b>	<b>..</b>	<b>0.50</b>	<b>..</b>	<b>69,65.66</b>	<b>(-)0.50</b>	<b>8.29</b>
<b>03 Rural Housing</b>							
190 Loans to Public Sector and Other Undertakings	0.01	..	..	..	0.01	..	..
201 Loans to Housing Boards	1,21.36	..	0.32	..	1,21.04	(-)0.32	..
800 Other Loans	0.75	..	0.72	..	0.03	(-)0.72	..
<b>Total - 03</b>	<b>1,22.12</b>	<b>..</b>	<b>1.04</b>	<b>..</b>	<b>1,21.08</b>	<b>(-)1.04</b>	<b>..</b>
<b>80 General</b>							
190 Loans to Public Sector and Other Undertakings	4,82,80.93	..	74.84	..	4,82,06.09	(-)74.84	..
201 Loans to Housing Boards	1,91.10	..	0.94	..	1,90.16	(-)0.94	..
796 Tribal Area Sub-Plan	3,76.17	..	..	..	3,76.17	..	..
800 Other Loans	17,32.81	..	1.03	..	17,31.78	(-)1.03	..
<b>Total - 80</b>	<b>5,05,81.01</b>	<b>..</b>	<b>76.81</b>	<b>..</b>	<b>5,05,04.20</b>	<b>(-)76.81</b>	<b>..</b>
<b>Total - 6216</b>	<b>5,76,69.29</b>	<b>..</b>	<b>78.35</b>	<b>..</b>	<b>5,75,90.94</b>	<b>(-)78.35</b>	<b>8.29</b>

## STATEMENT No. 18

## DETAILED STATEMENT OF LOANS AND ADVANCES GIVEN BY THE STATE GOVERNMENT

## Section 1 Major and Minor Heads with Summary of Loans and Advances

Heads of Account	Balance as on 1 April 2015	Disbursement during the year	Repaid during the year	Write off of Irrecoverable Loans and Advances	Balance as on 31 March 2016 (3+4)-(5+6)	Increase (+) / Decrease (-) (3-7)	Interest Credited
(1&2)	3	4	5	6	7	8	9
<b>F. Loans and Advances - Contd.</b>							(₹ in lakh)
<b>(ii) Social Services - Contd.</b>							
<b>(c) Water Supply and Sanitation, Housing and Urban Development - Contd.</b>							
<b>6217 Loans for Urban Development</b>							
<b>01 State Capital Development</b>							
191 Loans to Local Bodies, Corporations etc.	3,67.09	..	..	..	3,67.09	..	..
800 Other Loans	48.00	..	..	..	48.00	..	..
<b>Total - 01</b>	<b>4,15.09</b>	..	..	..	<b>4,15.09</b>	..	..
<b>03 Integrated Development of Small and Medium Towns</b>							
191 Loans to Local Bodies, Corporations etc.	3,32.65	..	1.60	..	3,31.05	(-)1.60	..
796 Tribal Area Sub-Plan	2,19.50	..	..	..	2,19.50	..	..
<b>Total - 03</b>	<b>5,52.15</b>	..	<b>1.60</b>	..	<b>5,50.55</b>	<b>(-)1.60</b>	..
<b>04 Slum Area Development</b>							
191 Loans to Local Bodies, Corporations etc.	6,80.27	..	..	..	6,80.27	..	..
800 Other Loans	3,50.00	..	..	..	3,50.00	..	..
<b>Total - 04</b>	<b>10,30.27</b>	..	..	..	<b>10,30.27</b>	..	..
<b>60 Other Urban Development Schemes</b>							
191 Loans to Local Bodies, Corporations etc.	17,90.12	..	0.59	..	17,89.53	(-)0.59	..
192 Loans to Trading and Other Non-Government Institutions	52.95	..	..	..	52.95	..	..
193 Assistance to Nagar Panchayats/ NACs or equivalent thereof	6.71	..	..	..	6.71	..	..
796 Tribal Area Sub-Plan	6,84.41	..	..	..	6,84.41	..	..
<b>Total - 60</b>	<b>25,34.19</b>	..	<b>0.59</b>	..	<b>25,33.60</b>	<b>(-)0.59</b>	..
<b>Total - 6217</b>	<b>45,31.70</b>	..	<b>2.19</b>	..	<b>45,29.51</b>	<b>(-)2.19</b>	..

## STATEMENT No. 18

## DETAILED STATEMENT OF LOANS AND ADVANCES GIVEN BY THE STATE GOVERNMENT

## Section 1 Major and Minor Heads with Summary of Loans and Advances

Heads of Account (1&2)	Balance as on 1 April 2015 3	Disbursement during the year 4	Repaid during the year 5	Write off of Irrecoverable Loans and Advances 6	Balance as on 31 March 2016 (3+4)-(5+6) 7	Increase (+) / Decrease (-) (3-7) 8	Interest Credited 9
(₹ in lakh)							
<b>F. Loans and Advances - Contd.</b>							
<b>(ii) Social Services - Contd.</b>							
<b>(c) Water Supply and Sanitation, Housing and Urban Development - Concl'd.</b>							
<b>Total - (c) Water Supply and Sanitation, Housing and Urban Development</b>	<b>6,25,72.64</b>	<b>..</b>	<b>80.54</b>	<b>..</b>	<b>6,24,92.10</b>	<b>(-)80.54</b>	<b>10.09</b>
<b>(d) Information and Broadcasting</b>							
<b>6220 Loans for Information and Publicity</b>							
<b>60 Others</b>							
190 Loans to Public Sector and Other Undertakings	54.34	..	..	..	54.34	..	..
<b>Total - 60</b>	<b>54.34</b>	<b>..</b>	<b>..</b>	<b>..</b>	<b>54.34</b>	<b>..</b>	<b>..</b>
<b>Total - 6220</b>	<b>54.34</b>	<b>..</b>	<b>..</b>	<b>..</b>	<b>54.34</b>	<b>..</b>	<b>..</b>
<b>Total - (d) Information and Broadcasting</b>	<b>54.34</b>	<b>..</b>	<b>..</b>	<b>..</b>	<b>54.34</b>	<b>..</b>	<b>..</b>
<b>(e) Welfare of Scheduled Castes, Scheduled Tribes and other Backward Classes</b>							
<b>6225 Loans for Welfare of Scheduled Castes, Scheduled Tribes and Other Backward Classes</b>							
<b>02 Welfare of Scheduled Tribes</b>							
800 Other Loans	11,24.87	..	..	..	11,24.87	..	..
<b>Total - 02</b>	<b>11,24.87</b>	<b>..</b>	<b>..</b>	<b>..</b>	<b>11,24.87</b>	<b>..</b>	<b>..</b>
<b>Total - 6225</b>	<b>11,24.87</b>	<b>..</b>	<b>..</b>	<b>..</b>	<b>11,24.87</b>	<b>..</b>	<b>..</b>
<b>Total - (e) Welfare of Scheduled Castes, Scheduled Tribes and other Backward Classes</b>	<b>11,24.87</b>	<b>..</b>	<b>..</b>	<b>..</b>	<b>11,24.87</b>	<b>..</b>	<b>..</b>

## STATEMENT No. 18

## DETAILED STATEMENT OF LOANS AND ADVANCES GIVEN BY THE STATE GOVERNMENT

## Section 1 Major and Minor Heads with Summary of Loans and Advances

Heads of Account (1&2)	Balance as on 1 April 2015 3	Disbursement during the year 4	Repaid during the year 5	Write off of Irrecoverable Loans and Advances 6	Balance as on 31 March 2016 (3+4)-(5+6) 7	Increase (+) / Decrease (-) (3-7) 8	Interest Credited 9
(₹ in lakh)							
<b>F. Loans and Advances - Contd.</b>							
<b>(ii) Social Services - Concl'd.</b>							
<b>(f) Social Welfare and Nutrition</b>							
<b>6235 Loans for Social Security and Welfare</b>							
<b>01 Rehabilitation</b>							
202 Other Rehabilitation Schemes	19.02	..	..	..	19.02	..	..
<b>Total - 01</b>	<b>19.02</b>	..	..	..	<b>19.02</b>	..	..
<b>02 Social Welfare</b>							
193 Assistance to Nagar Panchayats/NACs or equivalent thereof	1,05.00	..	..	..	1,05.00	..	..
<b>Total - 02</b>	<b>1,05.00</b>	..	..	..	<b>1,05.00</b>	..	..
<b>60 Other Social Security and Welfare Programmes</b>							
200 Other Programmes	59.26	..	..	..	59.26	..	..
<b>Total - 60</b>	<b>59.26</b>	..	..	..	<b>59.26</b>	..	..
<b>Total - 6235</b>	<b>1,83.28</b>	..	..	..	<b>1,83.28</b>	..	..
<b>Total - (f) Social Welfare and Nutrition</b>	<b>1,83.28</b>	..	..	..	<b>1,83.28</b>	..	..
<b>(g) Others</b>							
<b>6250 Loans for Other Social Services</b>							
800 Other Loans	47.50	..	..	..	47.50	..	..
<b>Total - 6250</b>	<b>47.50</b>	..	..	..	<b>47.50</b>	..	..
<b>Total - (g) Others</b>	<b>47.50</b>	..	..	..	<b>47.50</b>	..	..
<b>Total - (ii) Loans for Social Services</b>	<b>6,45,86.18</b>	<b>5.34</b>	<b>2,48.55</b>	..	<b>6,43,42.97</b>	<b>(-)2,43.21</b>	<b>10.09</b>

## STATEMENT No. 18

## DETAILED STATEMENT OF LOANS AND ADVANCES GIVEN BY THE STATE GOVERNMENT

## Section 1 Major and Minor Heads with Summary of Loans and Advances

Heads of Account	Balance as on 1 April 2015	Disbursement during the year	Repaid during the year	Write off of Irrecoverable Loans and Advances	Balance as on 31 March 2016 (3+4)-(5+6)	Increase (+) / Decrease (-) (3-7)	Interest Credited
(1&2)	3	4	5	6	7	8	9
(₹ in lakh)							
<b>F. Loans and Advances - Contd.</b>							
<b>(iii) Loans for Economic Services</b>							
<b>(a) Agriculture and Allied Activities</b>							
<b>6401 Loans for Crop Husbandry</b>							
103 Seeds	25,00.00	85,00.00	10,00.00	..	1,00,00.00	75,00.00	19.58
105 Manures and Fertilisers	1,29,47.43	..	1,00,00.00	..	29,47.43	(-)1,00,00.00	1,63.47
796 Tribal Area Sub-Plan	19.20	..	..	..	19.20	..	..
800 Other Loans	1,95.72	..	..	..	1,95.72	..	32,73.86
<b>Total - 6401</b>	<b>1,56,62.35</b>	<b>85,00.00</b>	<b>1,10,00.00</b>	<b>..</b>	<b>1,31,62.35</b>	<b>(-)25,00.00</b>	<b>34,56.91</b>
<b>6403 Loans for Animal Husbandry</b>							
102 Cattle and Buffalo Development	90.76	..	..	..	90.76	..	..
104 Sheep and Wool Development	3.43	..	..	..	3.43	..	..
195 Loans to Animal Husbandry Co-operatives	10,02.57	..	..	..	10,02.57	..	..
<b>Total - 6403</b>	<b>10,96.76</b>	<b>..</b>	<b>..</b>	<b>..</b>	<b>10,96.76</b>	<b>..</b>	<b>..</b>
<b>6404 Loans for Dairy Development</b>							
800 Other Loans	19.14	..	..	..	19.14	..	..
<b>Total - 6404</b>	<b>19.14</b>	<b>..</b>	<b>..</b>	<b>..</b>	<b>19.14</b>	<b>..</b>	<b>..</b>
<b>6405 Loans for Fisheries</b>							
101 Inland Fisheries	40.00	..	..	..	40.00	..	..
103 Marine Fisheries	14.65	..	..	..	14.65	..	..
106 Mechanisation of Fishing Crafts	6.54	..	..	..	6.54	..	..
190 Loans to Public Sector and Other Undertakings	2,96.02	..	..	..	2,96.02	..	..
195 Loans to Co-operatives	3,43.93	..	..	..	3,43.93	..	..



## STATEMENT No. 18

## DETAILED STATEMENT OF LOANS AND ADVANCES GIVEN BY THE STATE GOVERNMENT

## Section 1 Major and Minor Heads with Summary of Loans and Advances

Heads of Account	Balance as on 1 April 2015	Disbursement during the year	Repaid during the year	Write off of Irrecoverable Loans and Advances	Balance as on 31 March 2016 (3+4)-(5+6)	Increase (+) / Decrease (-) (3-7)	Interest Credited
(1&2)	3	4	5	6	7	8	9
(₹ in lakh)							
<b>F. Loans and Advances - Contd.</b>							
<b>(iii) Loans for Economic Services - Contd.</b>							
<b>(a) Agriculture and Allied Activities - Contd.</b>							
<b>6405 Loans for Fisheries - Concl'd.</b>							
800 Other Loans	1,23.03	..	..	..	1,23.03	..	..
<b>Total - 6405</b>	<b>8,24.17</b>	..	..	..	<b>8,24.17</b>	..	..
<b>6406 Loans for Forestry and Wild Life</b>							
101 Forest Conservation, Development and Regeneration	0.29	..	0.25	..	0.04	(-)0.25	..
104 Forestry	5.98	..	0.03	..	5.95	(-)0.03	..
<b>Total - 6406</b>	<b>6.27</b>	..	<b>0.28</b>	..	<b>5.99</b>	<b>(-)0.28</b>	..
<b>6408 Loans for Food Storage and Warehousing</b>							
<b>01 Food</b>							
101 Procurement and Supply	38.08	..	..	..	38.08	..	6.20
<b>Total - 01</b>	<b>38.08</b>	..	..	..	<b>38.08</b>	..	<b>6.20</b>
<b>02 Storage and Warehousing</b>							
195 Loans to Co-operatives	1,75.51	..	..	..	1,75.51	..	..
800 Other Loans	64.02	..	0.09	..	63.93	(-)0.09	..
<b>Total - 02</b>	<b>2,39.53</b>	..	<b>0.09</b>	..	<b>2,39.44</b>	<b>(-)0.09</b>	..
<b>Total - 6408</b>	<b>2,77.61</b>	..	<b>0.09</b>	..	<b>2,77.52</b>	<b>(-)0.09</b>	<b>6.20</b>
<b>6425 Loans for Co-operation</b>							
107 Loans to Credit Co-operatives	20,51.40	..	43.97	..	20,07.43	(-)43.97	1,99.81
108 Loans to Other Co-operatives	29,64.71	38,08.57	30,53.13	..	37,20.15	7,55.44	49.73

## STATEMENT No. 18

## DETAILED STATEMENT OF LOANS AND ADVANCES GIVEN BY THE STATE GOVERNMENT

Section 1 Major and Minor Heads with Summary of Loans and Advances							
Heads of Account	Balance as on 1 April 2015	Disbursement during the year	Repaid during the year	Write off of Irrecoverable Loans and Advances	Balance as on 31 March 2016 (3+4)-(5+6)	Increase (+) / Decrease (-) (3-7)	Interest Credited
(1&2)	3	4	5	6	7	8	9
(₹ in lakh)							
<b>F. Loans and Advances - Contd.</b>							
<b>(iii) Loans for Economic Services - Contd.</b>							
<b>(a) Agriculture and Allied Activities - Concl'd.</b>							
<b>6425 Loans for Co-operation - Concl'd.</b>							
190 Loans to Public Sector and Other Undertakings	6,35.75	..	..	..	6,35.75	..	1,28,28.90
789 Special Component Plan for Scheduled Castes	4,61.71	..	67.55	..	3,94.16	(-)67.55	..
796 Tribal Area Sub-Plan	14,57.12	..	..	..	14,57.12	..	..
<b>Total - 6425</b>	<b>75,70.69</b>	<b>38,08.57</b>	<b>31,64.65</b>	<b>..</b>	<b>82,14.61</b>	<b>6,43.92</b>	<b>1,30,78.44</b>
<b>6435 Loans for other Agricultural Programmes</b>							
<b>01 Marketing and quality control</b>							
101 Marketing Facilities	37.30	..	..	..	37.30	..	0.58
796 Tribal Area Sub-Plan	6.48	..	..	..	6.48	..	..
<b>Total - 01</b>	<b>43.78</b>	<b>..</b>	<b>..</b>	<b>..</b>	<b>43.78</b>	<b>..</b>	<b>..</b>
<b>Total - 6435</b>	<b>43.78</b>	<b>..</b>	<b>..</b>	<b>..</b>	<b>43.78</b>	<b>..</b>	<b>0.58</b>
<b>Total - (a) Agriculture and Allied Activities</b>	<b>2,55,00.77</b>	<b>1,23,08.57</b>	<b>1,41,65.02</b>	<b>..</b>	<b>2,36,44.32</b>	<b>(-)18,56.45</b>	<b>1,65,42.13</b>
<b>(b) Rural Development</b>							
<b>6515 Loans for other Rural Development Programmes</b>							
101 Panchayati Raj	0.06	..	..	..	0.06	..	..
102 Community Development	46.79	..	..	..	46.79	..	0.55
796 Tribal Area Sub-Plan	34.22	..	0.30	..	33.92	(-)0.30	..
<b>Total - 6515</b>	<b>81.07</b>	<b>..</b>	<b>0.30</b>	<b>..</b>	<b>80.77</b>	<b>(-)0.30</b>	<b>0.55</b>

## STATEMENT No. 18

## DETAILED STATEMENT OF LOANS AND ADVANCES GIVEN BY THE STATE GOVERNMENT

## Section 1 Major and Minor Heads with Summary of Loans and Advances

Heads of Account	Balance as on 1 April 2015	Disbursement during the year	Repaid during the year	Write off of Irrecoverable Loans and Advances	Balance as on 31 March 2016 (3+4)-(5+6)	Increase (+) / Decrease (-) (3-7)	Interest Credited
(1&2)	3	4	5	6	7	8	9
(₹ in lakh)							
<b>F. Loans and Advances - Contd.</b>							
<b>(iii) Loans for Economic Services - Contd.</b>							
<b>(b) Rural Development - Concl'd.</b>							
<b>Total - (b) Rural Development</b>	<b>81.07</b>	<b>..</b>	<b>0.30</b>	<b>..</b>	<b>80.77</b>	<b>(-)0.30</b>	<b>0.55</b>
<b>(d) Irrigation and Flood Control</b>							
<b>6702 Loans for Minor Irrigation</b>							
101 Surface Water	49.39	..	7.85	..	41.54	(-)7.85	..
800 Other Loans	2,34.80	..	..	..	2,34.80	..	..
<b>Total - 6702</b>	<b>2,84.19</b>	<b>..</b>	<b>7.85</b>	<b>..</b>	<b>2,76.34</b>	<b>(-)7.85</b>	<b>..</b>
<b>6705 Loans for Command Area Development</b>							
001 Area Development	27.50	..	..	..	27.50	..	..
800 Other Loans	2,73.66	..	..	..	2,73.66	..	..
<b>Total - 6705</b>	<b>3,01.16</b>	<b>..</b>	<b>..</b>	<b>..</b>	<b>3,01.16</b>	<b>..</b>	<b>..</b>
<b>Total - (d) Irrigation and Flood Control</b>	<b>5,85.35</b>	<b>..</b>	<b>7.85</b>	<b>..</b>	<b>5,77.50</b>	<b>(-)7.85</b>	<b>..</b>
<b>(e) Energy</b>							
<b>6801 Loans for Power Projects</b>							
190 Loans to Public Sector and Other Undertakings	8,61,35.42	..	..	..	8,61,35.42	..	..
201 Hydel Generation	48.80	..	..	..	48.80	..	..
202 Thermal Power Generation	3,01,73.99	48,75.00	..	..	3,50,48.99	48,75.00	..
205 Transmission and Distribution	15,29,40.02	70,00.00	..	..	15,99,40.02	70,00.00	..
789 Special Component Plan for Scheduled Castes	1,24,66.00	..	..	..	1,24,66.00	..	..
796 Tribal Area Sub-Plan	1,30,23.60	..	..	..	1,30,23.60	..	..
800 Other Loans to Electricity Boards	31,66.90	..	..	..	31,66.90	..	..
<b>Total - 6801</b>	<b>29,79,54.73</b>	<b>1,18,75.00</b>	<b>..</b>	<b>..</b>	<b>30,98,29.73</b>	<b>1,18,75.00</b>	<b>..</b>

## STATEMENT No. 18

## DETAILED STATEMENT OF LOANS AND ADVANCES GIVEN BY THE STATE GOVERNMENT

## Section 1 Major and Minor Heads with Summary of Loans and Advances

Heads of Account (1&2)	Balance as on 1 April 2015 3	Disbursement during the year 4	Repaid during the year 5	Write off of Irrecoverable Loans and Advances 6	Balance as on 31 March 2016 (3+4)-(5+6) 7	Increase (+) / Decrease (-) (3-7) 8	Interest Credited 9
(₹ in lakh)							
<b>F. Loans and Advances - Contd.</b>							
<b>(iii) Loans for Economic Services - Contd.</b>							
<b>(e) Energy - Concltd.</b>							
<b>Total - (e) Energy</b>	<b>29,79,54.73</b>	<b>1,18,75.00</b>	<b>..</b>	<b>..</b>	<b>30,98,29.73</b>	<b>1,18,75.00</b>	<b>..</b>
<b>(f) Industry and Minerals</b>							
<b>6851 Loans for Village and Small Industries</b>							
102 Small Scale Industries	20.20	..	0.20	..	20.00	(-)0.20	..
103 Handloom Industries	27.11	..	..	..	27.11	..	70.68
106 Coir Industries	15.35	..	..	..	15.35	..	..
108 Power loom Industries	17.81	..	..	..	17.81	..	0.08
109 Composite Village and Small Industries Co-operatives	5,72.82	..	..	..	5,72.82	..	..
190 Loans to Co-operatives and Other Undertakings	2,55.02	..	49.00	..	2,06.02	(-)49.00	..
195 Loans to Co-operatives	14,84.64	..	1,10.59	..	13,74.05	(-)1,10.59	..
200 Other Village Industries	49.36	..	23.88	..	25.48	(-)23.88	..
796 Tribal Area Sub-Plan	1,02.88	..	..	..	1,02.88	..	..
<b>Total - 6851</b>	<b>25,45.19</b>	<b>..</b>	<b>1,83.67</b>	<b>..</b>	<b>23,61.52</b>	<b>(-)1,83.67</b>	<b>70.76</b>
<b>6854 Loans for Cement and Non-Metallic Mineral Industries</b>							
<b>01 Cement</b>							
190 Loans to Public Sector and Other Undertakings	39.80	..	..	..	39.80	..	..
<b>Total - 01</b>	<b>39.80</b>	<b>..</b>	<b>..</b>	<b>..</b>	<b>39.80</b>	<b>..</b>	<b>..</b>
<b>Total - 6854</b>	<b>39.80</b>	<b>..</b>	<b>..</b>	<b>..</b>	<b>39.80</b>	<b>..</b>	<b>..</b>

## STATEMENT No. 18

## DETAILED STATEMENT OF LOANS AND ADVANCES GIVEN BY THE STATE GOVERNMENT

Section 1 Major and Minor Heads with Summary of Loans and Advances							
Heads of Account	Balance as on 1 April 2015	Disbursement during the year	Repaid during the year	Write off of Irrecoverable Loans and Advances	Balance as on 31 March 2016 (3+4)-(5+6)	Increase (+) / Decrease (-) (3-7)	Interest Credited
(1&2)	3	4	5	6	7	8	9
(₹ in lakh)							
<b>F. Loans and Advances - Contd.</b>							
<b>(iii) Loans for Economic Services - Contd.</b>							
<b>(f) Industry and Minerals - Contd.</b>							
<b>6859 Loans for Telecommunication and Electronic Industries</b>							
<b>02 Electronics</b>							
190 Loans to Public Sector and Other Undertakings	10,02.89	..	..	..	10,02.89	..	..
<b>Total - 02</b>	<b>10,02.89</b>	..	..	..	<b>10,02.89</b>	..	..
<b>Total - 6859</b>	<b>10,02.89</b>	..	..	..	<b>10,02.89</b>	..	..
<b>6860 Loans for Consumer Industries</b>							
<b>01 Textiles</b>							
101 Loans to Co-operative Spinning Mills	17,86.84	..	..	..	17,86.84	..	..
190 Loans to Public Sector and Other Undertakings	41,95.33	..	..	..	41,95.33	..	..
195 Loans to Co-operatives	11,07.79	..	..	..	11,07.79	..	..
<b>Total - 01</b>	<b>70,89.96</b>	..	..	..	<b>70,89.96</b>	..	..
<b>04 Sugar</b>							
101 Loans to Co-operative Sugar Mills	20,42.55	..	5.00	..	20,37.55	(-)5.00	..
<b>Total - 04</b>	<b>20,42.55</b>	..	<b>5.00</b>	..	<b>20,37.55</b>	<b>(-)5.00</b>	..
<b>60 Others</b>							
101 Edible Oils	2,35.00	..	..	..	2,35.00	..	..
218 Salt	11.71	..	..	..	11.71	..	..
<b>Total - 60</b>	<b>2,46.71</b>	..	..	..	<b>2,46.71</b>	..	..
<b>Total - 6860</b>	<b>93,79.22</b>	..	<b>5.00</b>	..	<b>93,74.22</b>	<b>(-)5.00</b>	..

## STATEMENT No. 18

## DETAILED STATEMENT OF LOANS AND ADVANCES GIVEN BY THE STATE GOVERNMENT

## Section 1 Major and Minor Heads with Summary of Loans and Advances

Heads of Account (1&2)	Balance as on 1 April 2015 3	Disbursement during the year 4	Repaid during the year 5	Write off of Irrecoverable Loans and Advances 6	Balance as on 31 March 2016 (3+4)-(5+6) 7	Increase (+) / Decrease (-) (3-7) 8	Interest Credited 9
(₹ in lakh)							
<b>F. Loans and Advances - Contd.</b>							
<b>(iii) Loans for Economic Services - Contd.</b>							
<b>(f) Industry and Minerals - Concl'd.</b>							
<b>6875 Loans for other Industries</b>							
<b>60 Other Industries</b>							
800 Other Loans	98.00	..	98.00	..	..	(-)98.00	..
<b>Total - 60</b>	<b>98.00</b>	<b>..</b>	<b>98.00</b>	<b>..</b>	<b>..</b>	<b>(-)98.00</b>	<b>..</b>
<b>Total - 6875</b>	<b>98.00</b>	<b>..</b>	<b>98.00</b>	<b>..</b>	<b>..</b>	<b>(-)98.00</b>	<b>..</b>
<b>6885 Other Loans to Industries and Minerals</b>							
<b>01 Loans to Industrial Financial Institutions</b>							
190 Loans to Public Sector and Other Undertakings	26,29.40	..	..	..	26,29.40	..	27.34
789 Special Component Plan for Scheduled Castes	1,46.00	..	1,46.00	..	..	(-)1,46.00	..
800 Other Loans	22,73.36	..	6,06.84	..	16,66.52	(-)6,06.84	..
<b>Total - 01</b>	<b>50,48.76</b>	<b>..</b>	<b>7,52.84</b>	<b>..</b>	<b>42,95.92</b>	<b>(-)7,52.84</b>	<b>27.34</b>
<b>60 Others</b>							
800 Other Loans	2,45.76	..	..	..	2,45.76	..	..
<b>Total - 60</b>	<b>2,45.76</b>	<b>..</b>	<b>..</b>	<b>..</b>	<b>2,45.76</b>	<b>..</b>	<b>..</b>
<b>Total - 6885</b>	<b>52,94.52</b>	<b>..</b>	<b>7,52.84</b>	<b>..</b>	<b>45,41.68</b>	<b>(-)7,52.84</b>	<b>27.34</b>
<b>Total - (f) Industry and Minerals</b>	<b>1,83,59.62</b>	<b>..</b>	<b>10,39.51</b>	<b>..</b>	<b>1,73,20.11</b>	<b>(-)10,39.51</b>	<b>98.10</b>

## STATEMENT No. 18

## DETAILED STATEMENT OF LOANS AND ADVANCES GIVEN BY THE STATE GOVERNMENT

## Section 1 Major and Minor Heads with Summary of Loans and Advances

Heads of Account	Balance as on 1 April 2015	Disbursement during the year	Repaid during the year	Write off of Irrecoverable Loans and Advances	Balance as on 31 March 2016 (3+4)-(5+6)	Increase (+) / Decrease (-) (3-7)	Interest Credited
(1&2)	3	4	5	6	7	8	9
(₹ in lakh)							
<b>F. Loans and Advances - Contd.</b>							
<b>(iii) Loans for Economic Services - Concl'd.</b>							
<b>(g) Transport</b>							
<b>7055 Loans for Road Transport</b>							
190 Loans to Public Sector and Other Undertakings	1,80.77	..	..	..	1,80.77	..	..
<b>Total - 7055</b>	<b>1,80.77</b>	<b>..</b>	<b>..</b>	<b>..</b>	<b>1,80.77</b>	<b>..</b>	<b>..</b>
<b>Total - (g) Transport</b>	<b>1,80.77</b>	<b>..</b>	<b>..</b>	<b>..</b>	<b>1,80.77</b>	<b>..</b>	<b>..</b>
<b>(h) General Economic Services</b>							
<b>7465 Loans for General Financial and Trading Institutions</b>							
102 Trading Institutions	7,33.98	..	..	..	7,33.98	..	..
<b>Total - 7465</b>	<b>7,33.98</b>	<b>..</b>	<b>..</b>	<b>..</b>	<b>7,33.98</b>	<b>..</b>	<b>..</b>
<b>Total - (h) General Economic Services</b>	<b>7,33.98</b>	<b>..</b>	<b>..</b>	<b>..</b>	<b>7,33.98</b>	<b>..</b>	<b>..</b>
<b>Total - (iii) Loans for Economic Services</b>	<b>34,33,96.29</b>	<b>2,41,83.57</b>	<b>1,52,12.68</b>	<b>..</b>	<b>35,23,67.18</b>	<b>89,70.89</b>	<b>1,66,40.78</b>
<b>(viii) Loans to Government Servants</b>							
<b>7610 Loans to Government Servants, etc.</b>							
201 House Building Advances (HBA)	2,24,91.79	59,64.31	43,42.97	..	2,41,13.13	16,21.34	8,64.60
202 Advances for Purchase of Motor Conveyances (MCA)	15,62.15	12,62.11	7,78.39	..	20,45.87	4,83.73	3,62.84
204 Advances for Purchase of Computers	10,01.23	7,73.99	6,22.96	..	11,52.26	1,51.03	7.34
800 Other Advances	2,08.25	11,01.09	8,74.56	..	4,34.78	2,26.53	1.95
<b>Total - 7610</b>	<b>2,52,63.42</b>	<b>91,01.50</b>	<b>66,18.88</b>	<b>..</b>	<b>2,77,46.04</b>	<b>24,82.62</b>	<b>12,36.73</b>
<b>Total - (viii) Loans to Government Servants</b>	<b>2,52,63.42</b>	<b>91,01.50</b>	<b>66,18.88</b>	<b>..</b>	<b>2,77,46.04</b>	<b>24,82.62</b>	<b>12,36.73</b>

## STATEMENT No. 18

## DETAILED STATEMENT OF LOANS AND ADVANCES GIVEN BY THE STATE GOVERNMENT

## Section 1 Major and Minor Heads with Summary of Loans and Advances

Heads of Account	Balance as on 1 April 2015	Disbursement during the year	Repaid during the year	Write off of Irrecoverable Loans and Advances	Balance as on 31 March 2016 (3+4)-(5+6)	Increase (+) / Decrease (-) (3-7)	Interest Credited
(1&2)	3	4	5	6	7	8	9

(₹ in lakh)

## F. Loans and Advances - Concl'd.

## (ix) Miscellaneous Loans

## 7615 Miscellaneous Loans

200 Miscellaneous Loans	1,16,73.20	3,63.10	7,65.57	..	1,12,70.73	(-)4,02.47	2,11.30
<b>Total - 7615</b>	<b>1,16,73.20</b>	<b>3,63.10</b>	<b>7,65.57</b>	<b>..</b>	<b>1,12,70.73</b>	<b>(-)4,02.47</b>	<b>2,11.30</b>
<b>Total - (ix) Miscellaneous Loans</b>	<b>1,16,73.20</b>	<b>3,63.10</b>	<b>7,65.57</b>	<b>..</b>	<b>1,12,70.73</b>	<b>(-)4,02.47</b>	<b>2,11.30</b>
<b>Total - F. Loans and Advances</b>	<b>44,49,19.09</b>	<b>3,36,53.51</b>	<b>2,28,45.68</b>	<b>..</b>	<b>45,57,26.92</b>	<b>1,08,07.83</b>	<b>1,80,98.90</b>



**STATEMENT No. 18**

**DETAILED STATEMENT OF LOANS AND ADVANCES GIVEN BY THE STATE GOVERNMENT**

**Section 2. The details of loans advanced during the year for Plan purposes and Centrally Sponsored Schemes (Including Central Plan Schemes) are given below:-**

<b>Head of Account</b>		<b>Plan</b>	<b>Centrally Sponsored Schemes (including Central Plan Schemes)</b>
<b>(₹ in lakh)</b>			
<b>Loans for Economic Services</b>			
<b>Agriculture and Allied Activities</b>			
6401	Loans for Crop Husbandry	85,00.00	..
6425	Loans for Co-operation	38,08.57	..
<b>Total</b>		<b>1,23,08.57</b>	
<b>Energy</b>			
6801	Loans for Power Projects	1,18,75.00	..
<b>Total</b>		<b>1,18,75.00</b>	..
<b>Total</b>		<b>2,41,83.57</b>	..

## STATEMENT No. 18

## DETAILED STATEMENT OF LOANS AND ADVANCES GIVEN BY THE GOVERNMENT

## Section-2 Repayment in arrears from Other Loanee Entities

Loanee-Entity	Amount of arrears as on 31 March 2016			Earliest period to which arrears relate	Total loans outstanding against the Entity as on 31 March 2016
	Principal	Interest	Total		
1	2	3	4	5	6
					(₹ in lakh)
The Odisha Film Development Corporation Limited	1,28.00	..	1,28.00	2008-09	1,28.00
Industrial Development Corporation of Odisha Limited	32,85.55	45,34.83	78,20.38	Not mentioned	32,85.55
National Institute of Social Work and Social Science (NISWASS)	1,05.00	2,57.00	3,62.00	01.04.1997	1.05.00
Dhenkanal Dist. Milk Producers' Co-operative Union	1.00	3.96	4.96	1979-80	1.00
Cuttack Dist. Milk Producers' Co-operative Union	0.00	2.90	2.90	1979-80	..
Kalahandi Dist. Milk Producers' Co-operative Union	6.68	25.38	32.06	1982-83	6.68
Kalahandi Dist. Milk Producers' Co-operative Union	11.69	41.55	53.24	1984-85	11.69
Odisha State Road Transport Corporation	1,80.77	..	1,80.77	2002-03	1,80.77
Joint Honorary Secretary, Utkal Gomangal Samiti, Cuttack	90.00	..	90.00	2008-09	90.00
Orissa State Co-operative Milk Producers' Federation, Bhubaneswar	10,00.00	..	10,00.00	2009-10	10,00.00
Primary Handicraft Co-operative Societies	6.03	23.50	29.53	1957-58	6.03
Odisha Textiles Mills, Choudwar	25,49.60	39.81	25,89.41	1995-96	25,49.60
Odisha State Textiles Corporation (Bhaskar Textiles Mills, Jharsuguda)	3,81.00	3,90.00	7,71.00	1986-87	3,81.00

## STATEMENT No. 18

## DETAILED STATEMENT OF LOANS AND ADVANCES GIVEN BY THE GOVERNMENT

## Section-2 Repayment in arrears from Other Loanee Entities

Loanee-Entity	Amount of arrears as on 31 March 2016			Earliest period to which arrears relate	Total loans outstanding against the Entity as on 31 March 2016
	Principal	Interest	Total		
1	2	3	4	5	6
					(₹ in lakh)
Odisha State Co-operative Handicraft Corporation Limited	2,11.00	..	2,11.00	2005-06	2,11.00
Odisha Weavers' Co-operative Spinning Mills, Tora, Baragarh	1,05.42	..	1,05.42	2005-06	1,05.42
Gopinath Weavers' Co-operative Spinning Mills,	4,40.20	..	4,40.20	2005-06	4,40.20
Utkal Weavers' Co-operative Spinning Mills, Khurda	7,00.46	..	7,00.46	2005-06	7,00.46
Sarala Weavers' Co-operative Spinning Mills, Tirtol	2,72.80	..	2,72.80	2005-06	2,72.80
Kalinga Weavers' Co-operative Spinning Mills, Dhenkanal	2,47.16	..	2,47.16	2005-06	2,47.16
Odisha State Handicrafts Corporation	2,11.00	..	2,11.00	2005-06	2,11.00
Gangpur Weavers' Co-operative Spinning Mills, Kerei	5,69.23	15,80.96	21,50.19	1995-96	5,69.23
Konark Cotton Growers' Co-operative Spinning Mills, Kesinga, Kalahandi	3,14.00	2,65.83	5,79.83	2003-04	3,14.00
Odisha State Co-operative Spinning Mills Federation Ltd., Bhubaneswar	1,85.65	2,94.64	4,80.29	1980-81	1,85.65
Madhu Nagar Power loom Weavers' Co-operative Societies	27.58	96.98	1,24.56	1961-62	27.58

## STATEMENT No. 18

## DETAILED STATEMENT OF LOANS AND ADVANCES GIVEN BY THE GOVERNMENT

## Section-2 Repayment in arrears from Other Loanee Entities

Loanee-Entity	Amount of arrears as on 31 March 2016			Earliest period to which arrears relate	Total loans outstanding against the Entity as on 31 March 2016
	Principal	Interest	Total		
1	2	3	4	5	6
					(₹ in lakh)
Barunei Power loom Weavers' Co-operative Societies	..	1.44	1.44	1961-62	..
Takatpur Power loom Weavers Co-operative Societies	..	0.68	0.68	1961-62	..
Primary Handloom Weavers Co-operative Societies Ltd.	83.14	2,40.87	3,24.01	1959-60	83.14
Odisha State Handloom Development Corporation	8.66	20.42	29.08	1985-86	8.66
Jagannath Weavers Co-operative Spinning Mills, Nuapatna	3,31.60	10.68	3,42.28	1985-86	3,31.60
Sambalpuri Bastralaya	6,90.00	..	6,90.00	2009-10	6,90.00
Tribal Development Co-operative Corporation of Odisha Ltd. (TDCCOL)	12,10.40	30,43.48	42,53.88	1985-86	12,10.40
Odisha Cotton Textiles Processing Unit, Jagatpur	95.45	2,57.51	3,52.96	1980-81	95.45

N.B: The information with regard to the amount of arrears (Principal and Interest) as provided by the respective Administrative Department/ Loanee Entities have incorporated in this Annexure to Statement No. 18.

**STATEMENT No. 18**

**DETAILED STATEMENT OF LOANS AND ADVANCES GIVEN BY THE STATE GOVERNMENT**

**Additional Disclosures**

**Fresh Loans and Advances made during the year 2015-16**

Loanee-Entity	Number of Loans	Total Amount of Loans	Terms and Conditions	
			Rate of interest	Moratorium period, if any
1	2	3	4	5
				<b>(₹ in lakh)</b>
Odisha State Seeds Corporation	1	60,00.00	Interest Free	..
Odisha State Co-operative Marketing Federation	1	30,00.00	Interest Free	..
Odisha Agro Industries Corporation	1	15,00.00	Interest Free	..
Scholarship and Advances to Stipendiaries from Loan Stipend Fund (L.S.F.)	1	5.34	Interest Free	..
DISTCOs	1	70,00.00	Not mentioned in the Sanction Order	..
Odisha Co-operative Housing Corporation Ltd.	1	8,08.60	12.50 per cent	..
Odisha State Cashew Development Corporation	1	10,00.00	Interest Free	..
Odisha Backward Classes Finance and Development Co-operative Corporation	1	3,63.00	Not mentioned in the Sanction Order	..
Grid Corporation of Odisha (GRIDCO)	1	48,75.00	Not mentioned in the Sanction Order	..

**STATEMENT NO. 18**

**DETAILED STATEMENT OF LOANS AND ADVANCES GIVEN BY THE STATE GOVERNMENT**

**Disclosures indicating extraordinary transactions relating to Loans and Advances**

**1. Following are the cases of a loan having been sanctioned as 'Loan in Perpetuity'**

<b>Sl. No</b>	<b>Year of Sanction</b>	<b>Sanction Order No.</b>	<b>Amount</b>	<b>Rate of Interest</b>
<b>1</b>	<b>2</b>	<b>3</b>	<b>4</b>	<b>5</b>

Information not received from the State Government.

**STATEMENT No. 18**

**DETAILED STATEMENT OF LOANS AND ADVANCES GIVEN BY THE STATE GOVERNMENT**

Disclosures indicating extraordinary transactions relating to Loans and Advances

**2. The following Loans have been granted by the Government though the terms and conditions are yet to be settled.**

<b>Loanee-Entity</b>	<b>Number of Loans</b>	<b>Total Amount</b>	<b>Earliest period to which the Loans relate</b>
<b>1</b>	<b>2</b>	<b>3</b>	<b>4</b>
			<b>( ₹ in lakh )</b>
	1	4,97,86.00	1996-97
Odisha Hydro Power Corporation Limited	1	14,30.00	1996-97
	1	3,83,10.00	1996-97
	1	3,83,10.00	1996-97
	1	25.07	2013-14
Director of Industries	1	25.90	2013-14
	1	95.03	2013-14
	1	55,41.83	2014-15
Grid Corporation of Odisha Ltd.	1	67,34.00	2014-15
	1	7,66.00	2014-15
	1	48,75.00	2015-16
The Odisha Film Development Corporation Limited	1	3.00	2008-09
	1	20.00	2008-09
	1	75.00	2008-09
Dhenkanal District Milk Producers' Co-operative Union	1	1.00	1979-80
Kalahandi District Milk Producers' Co-operative Union	2	18.37	1982-83
DISTCOs	1	70,00.00	2015-16
Odisha Backward Classes Finance and Development Co-operative Corporation	1	3,63.00	2015-16


**STATEMENT No. 18**

**DETAILED STATEMENT OF LOANS AND ADVANCES GIVEN BY THE STATE GOVERNMENT**

**Section 3 Fresh Loans and Advances made during the year to the Loanee Entities from whom repayment of earlier Loans are in arrears**

Name of the Loanee Entity	Loans disbursed during the current year		Amount of arrears as on 31 March 2016			Earliest period to which arrears relate	Reasons for disbursement during the current year
	Rate of Interest	Principal	Principal	Interest	Total		
1	2	3	4	5	6	7	8
Grid Corporation of Odisha Ltd.	Not mentioned in the sanction orders	48,75.00					Odisha share For UMPP Thermal Power Generation
				Not supplied by Department			

(₹ in lakh)





## STATEMENT No. 19

## DETAILED STATEMENT OF INVESTMENTS OF THE GOVERNMENT

## Section-1: Details of Investments upto 2015-16

SI. No.	Name of Concern(s)	Year(s) of Investment	Details of Investment			Amount invested	Per cent of Govt. Investment to the total Paid-up Share Capital	Dividend received and credited to Govt. during the year	Dividend declared but not credited to Govt. account	Remarks
			Type	Number of shares	Face value of each share					
1	2	3	4	5	6	7	8	9	10	11
(₹ in lakh)										
<b>Statutory Corporations</b>										
1	Odisha State Financial Corporation (OSFC), Cuttack.	At the end of 2013-14	Ordinary	@	100	3,42,72.00				@ Information on details of Investment has not been furnished by the Department. Accumulated Loss was ₹4,76.90 crore as on 31.03.2015. The Investment Balances have been reconciled.
2	Odisha State Warehousing Corporation, Bhubaneswar	At the end of 2002-03	Equity	180000	100	1,76.50	50	3,13.77		Accumulated Profit/Loss was 'NIL' as on 31.03.2014. The Investment Balance of the entity tallied with the figures of Finance Accounts except for ₹3.50 lakh of 1987-88. During the meeting on reconciliation of Investment, the officials from the Department/Entity have intimated that the said amount was drawn under the Head of Accounts-8443-Civil Deposits as per the Sanction Order No.G.O.No.7443/AC(C), dated 30.03.1988 of Co-operation Department, however the Sanction Order or any other relevant document could not be produced by them. The detailed particulars have been called for vide letter No. AA-Fin-2-3(2015-16)-109 & 110 Dt.22.04.2016 from both Co-operation and Public Enterprise Department, which is yet to be received.

## STATEMENT No. 19

## DETAILED STATEMENT OF INVESTMENTS OF THE GOVERNMENT

## Section-1: Details of Investments upto 2015-16

SI. No.	Name of Concern(s)	Year(s) of Investment	Details of Investment			Amount invested	Per cent of Govt. Investment to the total Paid-up Share Capital	Dividend received and credited to Govt. during the year	Dividend declared but not credited to Govt. account	Remarks
			Type	Number of shares	Face value of each share					
1	2	3	4	5	6	7	8	9	10	11
(₹ in lakh)										
3	Odisha State Road Transport Corporation (OSRTC), Bhubaneswar	At the end of 2013-14	Ordinary / Equity	@	@	1,46,50.83				Accumulated Profit was ₹1,80.81 crore as on 31.3.2013. The Investment Balances have been <b>reconciled</b> . The Investment Balance of Finance Accounts 2014-15 has been accepted by the Department vide their letter No. TBT-Aud-26/14-4466-C&T dt. 14.07.2015. @ Information on number /face value of shares have not been furnished by the Department.
<b>Total - Statutory Corporations (3)</b>						<b>4,90,99.33</b>		<b>3,13.77</b>		
<b>Government Companies</b>										
<b>Agriculture and Allied Sector</b>										
1	Agricultural Promotion and Investment Corporation Limited	At the end of 1998-99	Equity	120000	100	1,20.00	100			Accumulated Profit was ₹ 0.62 crore as on 31.03.2014. There is a discrepancy of ₹10.00 lakh between the Investments Balance as mentioned in Finance Accounts and that of the entity. The differential amount of ₹10.00 lakh occurred as the amount has been drawn as Investments but kept by the Department under Civil Deposit during 1998-99. Neither the officials from the Department nor from the Entity attended on both the date fixed i.e. on 11.04.2016 and 17.05.2016 for meeting on reconciliation of Investment.

## STATEMENT No. 19

## DETAILED STATEMENT OF INVESTMENTS OF THE GOVERNMENT

## Section-1: Details of Investments upto 2015-16

SI. No.	Name of Concern(s)	Year(s) of Investment	Details of Investment			Amount invested	Per cent of Govt. Investment to the total Paid-up Share Capital	Dividend received and credited to Govt. during the year	Dividend declared but not credited to Govt. account	Remarks
			Type	Number of shares	Face value of each share					
1	2	3	4	5	6	7	8	9	10	11
(₹ in lakh)										
2	Odisha Agro Industries Corporation Limited, Bhubaneswar.	At the end of 2014-2015 2015-16	Equity	577882 @	100	5,77.82 32,70.29				The accumulated Loss was ₹25.41 crore as on 31.03.2013. There is a difference of ₹31.45 lakh between Finance Accounts and the accounts of the Entity. The officials from the Entity attended the reconciliation meeting on Investment on 11.04.2016, but did not finalise the difference. @ Information not submitted by the Department.
3	Odisha State Cashew Development Corporation Limited (OSCDC).	At the end of 1995-96	Equity	13677	1000	1,36.77		31.05		Accumulated Profit was ₹ 18.25 crore as on 31.03.2014. There is a difference of ₹0.04 lakh in the year 1979-80 and ₹18.23 lakh in the year 1980-81. The discrepancies were stated to have been due to adjustment of amount without being received in cash, towards Food for Work programme and NREP scheme during the year 1979-80 and 1980-81. The Department has agreed to examine the case. The views of the Department on this point are not yet received.

## STATEMENT No. 19

## DETAILED STATEMENT OF INVESTMENTS OF THE GOVERNMENT

## Section-1: Details of Investments upto 2015-16

SI. No.	Name of Concern(s)	Year(s) of Investment	Details of Investment			Amount invested	Per cent of Govt. Investment to the total Paid-up Share Capital	Dividend received and credited to Govt. during the year	Dividend declared but not credited to Govt. account	Remarks
			Type	Number of shares	Face value of each share					
1	2	3	4	5	6	7	8	9	10	11
(₹ in lakh)										
4	Odisha Forest Development Corporation Limited (OFDC), Bhubaneswar.	At the end of 1990-91	Equity	183000@	100	5,00.00		120.01		Accumulated Loss was ₹ 1,16.83 crore as on 31.03.2015. The Investment Balances have been <b>reconciled</b> . In response to Forest & Environment Department 5F-28/2015/17527/F&E dt. 03.10.2015 an amount of ₹4,12.50 lakh {₹3,57.50 lakh in respect of Similipal Forest Development Corporation (SFDC) and ₹55.00 lakh in respect of Odisha Plantation Development Corporation (OPDC)} has been corrected by way of "Dropping down".
5	Odisha Lift Irrigation Corporation Limited (OLIC), Bhubaneswar.	At the end of 2015-16	Equity	7773800	100	74,73.25	100			Accumulated Loss was ₹0.38 crore as on 31.03.2013. In response to the Water Resources Department letter No.BT-IVM-24/2016-8973/WR, dated 19.04.2016, proforma correction for an amount of ₹3,00,54,923.00 has been effected from Minor Head of Accounts, 190-Share Capital Investment to 101-Surface water during 2015-16. The Investment Balances have been reconciled.

## STATEMENT No. 19

## DETAILED STATEMENT OF INVESTMENTS OF THE GOVERNMENT

## Section-1: Details of Investments upto 2015-16

SI. No.	Name of Concern(s)	Year(s) of Investment	Details of Investment			Amount invested	Per cent of Govt. Investment to the total Paid-up Share Capital	Dividend received and credited to Govt. during the year	Dividend declared but not credited to Govt. account	Remarks
			Type	Number of shares	Face value of each share					
1	2	3	4	5	6	7	8	9	10	11
(₹ in lakh)										
6	Odisha State Seeds Corporation Limited (OSSC).	At the end of 2005-06	Preference	220990	100	2,20.99				Accumulated Profit was ₹22.01 crore as on 31.03.2012. Discrepancy of ₹10.00 lakh (1994-95) between the Investment accounts of the entity and that of Finance Accounts is due to parking of the sum under 8443-Civil Deposits. The Department officials agreed to forward necessary orders to this office by 25.06.2015 through Finance Department, which is yet to be received.
7	Fruits Vegetable Marketing Company Limited.	2015-16	@	@	@	1,50.01	@			New entity came into existence in 2015-16. @ Information on Type/ number /face value/ per cent of Government Investment of share has not been furnished by the Department.

## STATEMENT No. 19

## DETAILED STATEMENT OF INVESTMENTS OF THE GOVERNMENT

## Section-1: Details of Investments upto 2015-16

Sl. No.	Name of Concern(s)	Year(s) of Investment	Details of Investment			Amount invested	Per cent of Govt. Investment to the total Paid-up Share Capital	Dividend received and credited to Govt. during the year	Dividend declared but not credited to Govt. account	Remarks
			Type	Number of shares	Face value of each share					
1	2	3	4	5	6	7	8	9	10	11
(₹ in lakh)										
8	Odisha Pisciculture Development Corporation Limited (OPDC).	At the end of 2001-02	Equity	576500	100	10,95.58	100			Accumulated Loss was ₹2.96 crore as on 31.03.2013. With initial Equity Share Capital of ₹2,00.00, OPDC has been incorporated vide certificate of incorporation No.15-05298 dt. 5.5.1998 issued by the Registrar of Co-operative Societies, Odisha. Odisha Maritime and Chilika Area Development Corporation Ltd.(OMCARD) and Odisha Fish Seed Development Corporation (OFSDC) merged with OPDC on 15.10.1998 and the Government Investments made in the two merged entities are required to be shown against OPDC. The OPDC, however has not exhibited the Government Investments Balance in their book of accounts. During reconciliation meeting held 21.04.2016, it was stated by the official of the Department/OPDC that the file of OPDC for taking final decision is still pending with the Finance Department and final reconciliation in this regard could be done only after getting reply from the Finance Department.

**STATEMENT No. 19**

**DETAILED STATEMENT OF INVESTMENTS OF THE GOVERNMENT**

**Section-1: Details of Investments upto 2015-16**

SI. No.	Name of Concern(s)	Year(s) of Investment	Details of Investment			Amount invested	Per cent of Govt. Investment to the total Paid-up Share Capital	Dividend received and credited to Govt. during the year	Dividend declared but not credited to Govt. account	Remarks
			Type	Number of shares	Face value of each share					
1	2	3	4	5	6	7	8	9	10	11
(₹ in lakh)										
9	Industrial Promotion and Investment Corporation of Odisha Limited (IPICOL), Bhubaneswar.	To the end 2015-16	Equity	8226377	100	82,46.88	100			Accumulated Loss was ₹5.40 crore as on 31.03.2015. An amount of ₹20.50 lakh has been increased in the Investment Balance due to rectification of error on Investment accounts of 1977-78 and 1979-80. Regarding ₹1.50 lakh(1973-74), the amount is not available in the Finance Accounts. An amount of ₹65,91,597/- has been booked by the entity as Share Capital Investment in lieu of land received from the Department. As stated by the Department, the proposal has already been submitted to the Finance Department for post-facto approval vide File No.I-PA-8/16 dated 11.05.2016.
10	Odisha Film Development Corporation Limited (OFDC).	To the end 2013-14	Equity	540050	100	5,40.05	100			Accumulated Profit was ₹0.63 crore as on 31.03.2013. The Investment Balances have been reconciled. The Investment Balances have been accepted by the entity vide their Memo No. 2079/548 dt. 22.07.2014.

## STATEMENT No. 19

## DETAILED STATEMENT OF INVESTMENTS OF THE GOVERNMENT

## Section-1: Details of Investments upto 2015-16

SI. No.	Name of Concern(s)	Year(s) of Investment	Details of Investment			Amount invested	Per cent of Govt. Investment to the total Paid-up Share Capital	Dividend received and credited to Govt. during the year	Dividend declared but not credited to Govt. account	Remarks
			Type	Number of shares	Face value of each share					
1	2	3	4	5	6	7	8	9	10	11
(₹ in lakh)										
11	Odisha Rural Housing and Development Corporation Limited (ORHDC).	To the end 2005-06	Equity	( A )	100	48,16.00				Accumulated Loss was ₹1,03.12 crore as on 31.03.2008. The Investment Balances have been reconciled. (A) The information regarding number of shares has not been received from the concerned Department.
12	Odisha Small Industries Corporation Limited (OSIC), Cuttack.	At the end of 2014-15	Equity	955126@	100	24,61.33				Accumulated Profit was ₹6.14 crore as on 31.03.2012. (-) ₹2,94.80 lakh was withdrawn due to redemption of Preferential Equity Share Capital of OSIC Ltd. Government of Odisha has provided ₹1,50.00 lakh towards Venture Capital Investments in Start-ups during 2014-15 and 2015-16. @ Up-to-date information is not received from the Department/Corporation.
		2015-16				(-) 1,44.80				



**STATEMENT No. 19**

**DETAILED STATEMENT OF INVESTMENTS OF THE GOVERNMENT**

**Section-1: Details of Investments upto 2015-16**

SI. No.	Name of Concern(s)	Year(s) of Investment	Details of Investment			Amount invested	Per cent of Govt. Investment to the total Paid-up Share Capital	Dividend received and credited to Govt. during the year	Dividend declared but not credited to Govt. account	Remarks
			Type	Number of shares	Face value of each share					
1	2	3	4	5	6	7	8	9	10	11
(₹ in lakh)										
13	Industrial Development Corporation of Odisha Limited (IDCOL), Bhubaneswar.	To the end 2015-16	Equity	( A )	100	57,11.79		19.14		Accumulated Profit was ₹46.02 crore as on 31.03.2015. In response to the Industries Department letter No.I-PA-08/2016-3117/I, dated 19.05.2016, proforma correction for an amount of ₹30,03,326.00 has been effected from Minor Head of Accounts, 190-Share Capital Investment to 800-Other Expenditure during 2015-16. The Investment Balances have been reconciled. (A) Information on number of share has not been furnished by the Department.
14	Odisha Construction Corporation Limited (OCC).	To the end 2010-11	Equity	175000	1000	17,50.00		1,15.50		Accumulated Profit was ₹12.67 crore as on 31.03.2014. The Investment Balances have been reconciled. Investment Balances has been accepted by the Corporation vide their letter No. OCC/F-80/4990 dated 06.05.2009.

## STATEMENT No. 19

## DETAILED STATEMENT OF INVESTMENTS OF THE GOVERNMENT

## Section-1: Details of Investments upto 2015-16

SI. No.	Name of Concern(s)	Year(s) of Investment	Details of Investment			Amount invested	Per cent of Govt. Investment to the total Paid-up Share Capital	Dividend received and credited to Govt. during the year	Dividend declared but not credited to Govt. account	Remarks
			Type	Number of shares	Face value of each share					
1	2	3	4	5	6	7	8	9	10	11
(₹ in lakh)										
15	Odisha Bridge and Construction Corporation Limited (OBCC).	To the end 1994-95 2015-16	Equity Equity	93103000 56897000	100	931.03 568.97	100			Accumulated Profit was ₹0.25 crore as on 31.03.2014. In response to the Works Department letter No.6025/W, dated 16.05.2016, proforma correction for an amount of ₹4,31,03,000.00 has been effected from Minor Head of Accounts, 800-Other Expenditure to 190-Share Capital Investment during 2015-16. The Investment Balances have been reconciled.
16	Odisha State Police Housing and Welfare Corporation.	To the end 2015-16	Equity	83114	1000	5,63.01	100	6,31.95		Accumulated Profit was ₹65.48 crore as on 31.03.2014. In response to the Home Department letter No.FS-II-VER1-0001-2016-18334, dated 23.05.2016, proforma correction for an amount of ₹2,68,12,961 has been effected from Minor Head of Accounts, 190-Share Capital Investment to 700-Other Housing during 2015-16. The Investment Balances have been reconciled.
17	Regional Rural Banks (RRB).	To the end 2011-12	( A )	( A )	( A )	1,45,64.28				(A) No information available.

## STATEMENT No. 19

## DETAILED STATEMENT OF INVESTMENTS OF THE GOVERNMENT

## Section-1: Details of Investments upto 2015-16

Sl. No.	Name of Concern(s)	Year(s) of Investment	Details of Investment			Amount invested	Per cent of Govt. Investment to the total Paid-up Share Capital	Dividend received and credited to Govt. during the year	Dividend declared but not credited to Govt. account	Remarks
			Type	Number of shares	Face value of each share					
1	2	3	4	5	6	7	8	9	10	11
(₹ in lakh)										
	<b>Manufacturing Sector</b>									
18	Odisha Mining Corporation Limited, Bhubaneswar (OMC).	At the end of 2014-15	Equity	@	100	31,45.48	100	5,00,00.48		Accumulated Profit was ₹34,82.33 crore as on 31.03.2015. @ Information on number of share has not been furnished by the Department. The Investment Balances have been reconciled. In response to the Steel and Mines Department letter No. SM/AUD/16/2013-1357/SM, dated. 05.02.2015 proforma correction for ₹6.00 lakh has been effected from Revenue Section of Accounts to Capital Section of Accounts in the accounts of 2014-15.
19	Odisha State Beverage Corporation Limited.	At the end of 2002-2003	Equity	1000000	10	1,00.00		16,88.37		Accumulated Profit was ₹210.67 crore as on 31.03.2015. The Investment Balances have been reconciled. The Investment Balances accepted by the Department vide their letter No.Bud-16/2013-3286/Ex, dated 23.05.2013.

## STATEMENT No. 19

## DETAILED STATEMENT OF INVESTMENTS OF THE GOVERNMENT

## Section-1: Details of Investments upto 2015-16

SI. No.	Name of Concern(s)	Year(s) of Investment	Details of Investment			Amount invested	Per cent of Govt. Investment to the total Paid-up Share Capital	Dividend received and credited to Govt. during the year	Dividend declared but not credited to Govt. account	Remarks
			Type	Number of shares	Face value of each share					
1	2	3	4	5	6	7	8	9	10	11
(₹ in lakh)										
20	Nilachal Ispat Nigam Limited (NINL) and Konark Met Coke Limited (KMCL).	2002-2003	Equity	*	*	7,42.37				As per letter No. SM/AUD-22/2016, dated 14.07.2016 NINL and KMCL is a running Entity. However the Department has intimated in the above letter that OMC Limited, an undertaking of the State Government, has invested an amount of ₹1,26,94.71 lakh in the Entity.
<b>Power Sector</b>										
21	Grid Corporation (GRIDCO).	At the end of 2013-14	Equity	5734404	1000	5,73,44.04	100			Accumulated Loss was ₹32,05.00 crore as on 31.3.2014. There is a discrepancy of ₹3,26.20 crore towards Investment Balances of the Finance Accounts and the accounts of GRIDCO. The difference is due to non conversion of DFID Grant to the Department. GRIDCO vide letter No. CF-Energy-209/2014-15/258 dt. 14.01.2015 has accepted the Investment Balances of ₹5,73,44.04 lakh, with a difference of ₹3,27.10 lakh. This is due to non-effecting of conversion of the DFID Grants to Investment by the Department.

## STATEMENT No. 19

## DETAILED STATEMENT OF INVESTMENTS OF THE GOVERNMENT

## Section-1: Details of Investments upto 2015-16

SI. No.	Name of Concern(s)	Year(s) of Investment	Details of Investment			Amount invested	Per cent of Govt. Investment to the total Paid-up Share Capital	Dividend received and credited to Govt. during the year	Dividend declared but not credited to Govt. account	Remarks
			Type	Number of shares	Face value of each share					
1	2	3	4	5	6	7	8	9	10	11
(₹ in lakh)										
22	Odisha Hydro Power Corporation (OHPC).	At the end of 2014-15	Equity	390000@	1000	3,39,80.00	100	4,67.83		Accumulated Profit was ₹15.59 crore as on 31.03.2015. The Investment Balances of OHPC has been <b>reconciled</b> . @ Upto date information not received from the Department/Corporation.
		2015-16				25,00.07				
23	Odisha Power Generation Corporation Limited (OPGC).	At the end of 2014-15	Equity	4510000	1000	4,51,00.00	100	18,75.08		Accumulated Profit was ₹8,53.58 crore as on 31.03.2015. Consequent upon transfer of equity shares to AES, Book Adjustment for the Investment accounts of the entity is awaited. The difference of ₹2,00.99 crore is due to transfer of share by the Government of Odisha in favour of AES Corporation, which is not yet rectified by the Finance Department in its record. The officials of Finance Department has agreed to send the correction of accounts, which is awaited.

## STATEMENT No. 19

## DETAILED STATEMENT OF INVESTMENTS OF THE GOVERNMENT

## Section-1: Details of Investments upto 2015-16

SI. No.	Name of Concern(s)	Year(s) of Investment	Details of Investment			Amount invested	Per cent of Govt. Investment to the total Paid-up Share Capital	Dividend received and credited to Govt. during the year	Dividend declared but not credited to Govt. account	Remarks
			Type	Number of shares	Face value of each share					
1	2	3	4	5	6	7	8	9	10	11
(₹ in lakh)										
24	Odisha Power Transmission Corporation Limited (OPTCL).	At the end of 2014-15	Equity	3530000	1000	3,53,00.00	100			Accumulated Loss was ₹1,46.91 crore as on 31.03.2014. The Investment Balances of OPTCL have been reconciled. @ Upto date information not received from the Department/Corporation.
		2015-16	@	@	@	87,07.00				
<b>Service Sector</b>										
25	Odisha State Civil Supplies Corporation Limited (OSCSC), Bhubaneswar.	At the end of 2008-2009	Equity	110332	1000	11,03.32	100			Accumulated Profit was ₹3.00 crore as on 31.03.2012. The Investment Balances have been reconciled. Investment Balances have been accepted by Food Supplies and Consumer Welfare Department vide their letter No. BT (P) - 31/10-11426 Dt. 01.09.2010.
26	Odisha Tourism Development Corporation Limited (OTDC), Bhubaneswar.	At the end of 2012-13	Equity	9621600	10	962.16				The Investment Balances have been reconciled. Accumulated Profit was ₹8.06 crore as on 31.3.2014.

## STATEMENT No. 19

## DETAILED STATEMENT OF INVESTMENTS OF THE GOVERNMENT

## Section-1: Details of Investments upto 2015-16

SI. No.	Name of Concern(s)	Year(s) of Investment	Details of Investment			Amount invested	Per cent of Govt. Investment to the total Paid-up Share Capital	Dividend received and credited to Govt. during the year	Dividend declared but not credited to Govt. account	Remarks
			Type	Number of shares	Face value of each share					
1	2	3	4	5	6	7	8	9	10	11
(₹ in lakh)										
27	M/s. Brahmani Railways Limited.	2013-14	Equity	@	@	10,00.00				Accumulated Profit/Loss is 'NIL' as on 31.03.2014. The amount invested by Government of Odisha in the Entity has been reconciled. @ Information on number of share/face value has not been furnished by the Department.
28	Angul-Sukinda Railways Limited.	2014-15	Equity	@	@	87,00.00				The amount invested by Government of Odisha in the Entity has been reconciled. @ Information on number of share/face value has not been furnished by the Department.
		2015-16				46,50.00				
29	M/s Haridaspur-Paradeep Railways Company Limited.	At the end of 2014-15	Equity	@	@	1,00,00.00				The amount invested by Government of Odisha in the Entity has been reconciled. @ Information on number of share/face value has not been furnished by the Department.

## STATEMENT No. 19

## DETAILED STATEMENT OF INVESTMENTS OF THE GOVERNMENT

## Section-1: Details of Investments upto 2015-16

Sl. No.	Name of Concern(s)	Year(s) of Investment	Details of Investment			Amount invested	Per cent of Govt. Investment to the total Paid-up Share Capital	Dividend received and credited to Govt. during the year	Dividend declared but not credited to Govt. account	Remarks
			Type	Number of shares	Face value of each share					
1	2	3	4	5	6	7	8	9	10	11
(₹ in lakh)										
30	Khurda-Bolangir Rail Link	2015-16	Equity	@	@	50,00.00				New Entity has come into existence in 2015-16. @ Information on number of share/face value has not been furnished by the Department.
31	Odisha State Tassar and Silk Federation Limited (SERIFED).	At the end of 2013-14	@	@	@	1,95.39				₹46.13 lakh transfer proforma from Co-operatives under TASP (Sl. No. 15), ₹20 lakh from other Co-operatives (Sl. No. 16), ₹37.32 lakh from Co-operative Spinning Mills (Sl. No. 12), ₹25 lakh from Industrial Co-operatives (Sl. No. 13) and ₹1.94 lakh from Weavers Co-operatives. @Details of Investment accounts maintained by the Entity are not available.
32	Odisha State Handloom Development Corporation Limited (OSHDC).	At the end of 2012-13	Equity	373365	100	3,73.36				Accumulated Loss is ₹20.77 crore as on 31.03.2004. The Investment Balances have been reconciled.
33	Odisha State Medical Services Corporation (OSMSC).	2014-15	Equity	@	@	500.00				New Entity. Accumulated Profit was ₹0.46 crore as on 31.03.2015. @ Information on number/face value of shares has not been furnished by the Department.



## STATEMENT No. 19

## DETAILED STATEMENT OF INVESTMENTS OF THE GOVERNMENT

## Section-1: Details of Investments upto 2015-16

SI. No.	Name of Concern(s)	Year(s) of Investment	Details of Investment			Amount invested	Per cent of Govt. Investment to the total Paid-up Share Capital	Dividend received and credited to Govt. during the year	Dividend declared but not credited to Govt. account	Remarks
			Type	Number of shares	Face value of each share					
1	2	3	4	5	6	7	8	9	10	11
(₹ in lakh)										
<b>Non- Working Govt. Companies (a) Defunct/Closed Companies</b>										
34	Odisha Fisheries Development Corporation Limited, Bhubaneswar.	1962-63 to 1963-64	Equity	35000	100	35.00				Defunct Company. Current status of the Company/Corporation is awaited. The reply to letter No. AA-FIN-2-3(2015-16)-8 dt. 18.04.2016 from the Finance Department is awaited.
35	Coca cola (India) Limited, Puri.	1958-59	Equity	82000	1	0.82				Dissolved from 18.04.1993. Defunct Company. Current status of the Company/Corporation is awaited. The reply to letter No. AA-FIN-2-3(2015-16)-8 dt. 18.04.2016 from the Finance Department is awaited.
36	Utkal Foundry and Engineering Company Limited, Cuttack.	1958-59	Equity	209000	1	2.09				Defunct Company. Current status of the Company/Corporation is awaited. The reply to letter No. AA-FIN-2-3(2015-16)-8 dt. 18.04.2016 from the Finance Department is awaited.
37	Mayurbhanj Spinning and Weaving Mills Limited, Rairangpur.	1950-51	Ordinary	120000	10	11.53	86			Defunct Company. Current status of the Company/Corporation is awaited. The reply to letter No. AA-FIN-2-3(2015-16)-8 dt. 18.04.2016 from the Finance Department is awaited.

## STATEMENT No. 19

## DETAILED STATEMENT OF INVESTMENTS OF THE GOVERNMENT

## Section-1: Details of Investments upto 2015-16

SI. No.	Name of Concern(s)	Year(s) of Investment	Details of Investment			Amount invested	Per cent of Govt. Investment to the total Paid-up Share Capital	Dividend received and credited to Govt. during the year	Dividend declared but not credited to Govt. account	Remarks
			Type	Number of shares	Face value of each share					
1	2	3	4	5	6	7	8	9	10	11
(₹ in lakh)										
38	Kalinga Foundry Limited, Dhenkanal.	1958-59	Equity	84554	1	0.85				Defunct Company. Current status of the Company/Corporation is awaited. The reply to letter No. AA-FIN-2-3(2015-16)-8 dt. 18.04.2016 from the Finance Department is awaited.
39	Odisha Concrete Products Limited, Bhubaneswar.	1959-60 to 1969-70	Equity	210000	1	2.10				Defunct Company. Current status of the Company/Corporation is awaited. The reply to letter No. AA-FIN-2-3(2015-16)-8 dt. 18.04.2016 from the Finance Department is awaited.
40	Mayurbhanj Textiles Limited, Baripada	At the end of 1988-89	Preference	@	10	3.74				@ Information on number of share has not been furnished by the Department Defunct Company. Current status of the Company/Corporation is awaited. The reply to letter No. AA-FIN-2-3(2015-16)-8 dt. 18.04.2016 from the Finance Department is awaited.
41	New Mayurbhanj Textiles Limited, Baripada	At the end of 1995-96	Equity	12220 @	100	17.22				Defunct Company. Current status of the Company/Corporation is awaited. The reply to letter No. AA-FIN-2-3(2015-16)-8 dt. 18.04.2016 from the Finance Department is awaited. @ Information on number of shares has not been furnished by the Department.

## STATEMENT No. 19

## DETAILED STATEMENT OF INVESTMENTS OF THE GOVERNMENT

## Section-1: Details of Investments upto 2015-16

SI. No.	Name of Concern(s)	Year(s) of Investment	Details of Investment			Amount invested	Per cent of Govt. Investment to the total Paid-up Share Capital	Dividend received and credited to Govt. during the year	Dividend declared but not credited to Govt. account	Remarks
			Type	Number of shares	Face value of each share					
1	2	3	4	5	6	7	8	9	10	11
(₹ in lakh)										
42	Odisha State Trading and Export Development Corporation.	At the end of 2008-09	@	@	@	12.74				₹1.26 lakh disinvested during 2008-09. @ Information on details of Investments has not been furnished by the Department. Defunct Company. Current status of the Company/Corporation is awaited. The reply to letter No. AA-FIN-2-3(2015-16)-8 dt. 18.04.2016 from the Finance Department is awaited.
43	Cuttack Iron and Steel Products Limited, Cuttack.	1958-59 to 1977-78	Equity	118000	1	0.68				Defunct Company. Current status of the Company/Corporation is awaited. The reply to letter No. AA-FIN-2-3(2015-16)-8 dt. 18.04.2016 from the Finance Department is awaited.
44	Odisha State Leather Corporation Limited, Cuttack.	At the end of 1993-94	Equity	396630	100	3,96.63				Accumulated Loss was ₹2,46.42 lakh as on 31.3.2005. Defunct Company. Current status of the Company/Corporation is awaited. The reply to letter No. AA-FIN-2-3(2015-16)-8 dt. 18.04.2016 from the Finance Department is awaited.
45	Odisha Electrical Manufacturing Limited, Cuttack.	1958-59 to 1972-73	Equity	434121	1	4.34				Defunct since 1968. Current status of the Company/Corporation is awaited. The reply to letter No. AA-FIN-2-3(2015-16)-8 dt. 18.04.2016 from the Finance Department is awaited.

## STATEMENT No. 19

## DETAILED STATEMENT OF INVESTMENTS OF THE GOVERNMENT

## Section-1: Details of Investments upto 2015-16

SI. No.	Name of Concern(s)	Year(s) of Investment	Details of Investment			Amount invested	Per cent of Govt. Investment to the total Paid-up Share Capital	Dividend received and credited to Govt. during the year	Dividend declared but not credited to Govt. account	Remarks
			Type	Number of shares	Face value of each share					
1	2	3	4	5	6	7	8	9	10	11
(₹ in lakh)										
46	Modern Malleable Casting Company Limited, Berhampur.	1960-61	Equity	370000	1	3.70				Defunct since 1968. Voluntary liquidation since March 1976. Current status of the Company/Corporation is awaited. The reply to letter No. AA-FIN-2-3(2015-16)-8 dt. 18.04.2016 from the Finance Department is awaited.
47	Utkal Metal Products Limited, Berhampur.	1960-61	Equity	100000	1	1.00				Defunct Company. Current status of the Company/Corporation is awaited. The reply to letter No. AA-FIN-2-3(2015-16)-8 dt. 18.04.2016 from the Finance Department is awaited.
48	Gajapati Steel Industries Limited, Paralakhemundi.	1959-60-1970-71	Equity	377500	1	3.77				Closed since 1969-70. Defunct Company. Current status of the company/corporation is awaited. The reply to letter No. AA-FIN-2-3(2015-16)-8 dt. 18.04.2016 from the Finance Department is awaited.
49	Odisha Instruments Company Limited, Cuttack.	At the end of 1994-95	Equity	9068600	1	90.69				Defunct Company. Current status of the Company/Corporation is awaited. The reply to letter No. AA-FIN-2-3(2015-16)-8 dt. 18.04.2016 from the Finance Department is awaited.

**STATEMENT No. 19**

**DETAILED STATEMENT OF INVESTMENTS OF THE GOVERNMENT**

**Section-1: Details of Investments upto 2015-16**

SI. No.	Name of Concern(s)	Year(s) of Investment	Details of Investment			Amount invested	Per cent of Govt. Investment to the total Paid-up Share Capital	Dividend received and credited to Govt. during the year	Dividend declared but not credited to Govt. account	Remarks
			Type	Number of shares	Face value of each share					
1	2	3	4	5	6	7	8	9	10	11
(₹ in lakh)										
50	Konark T.V. Limited, Bhubaneswar.	At the end of 1998-99	Equity	@	100	6,56.07				Defunct Since 1999-2000. @ Information on number of share/face value not furnished by the Department. Current status of the Company/Corporation is awaited. The reply to letter No. AA-FIN-2-3(2015-16)-8 dt. 18.04.2016 from the Finance Department is awaited.
51	Odisha Textile Mills Limited, Choudwar, Cuttack.	At the end of 1999-2000	Equity	@	10	4,05.21				Closed since 24.10.2000 and official Liquidator appointed on 14.03.2001. Accumulated Loss is ₹53,40.61 lakh as on 31.03.1998. @ Information on number of share has not been furnished by the Department. Current status of the Company/Corporation is awaited. The reply to letter No. AA-FIN-2-3(2015-16)-8 dt. 18.04.2016 from the Finance Department is awaited.
52	Odisha State Commercial Transport Corporation Limited, Cuttack.	At the end of 1993-94	Equity	61000	1000	6,10.00				Defunct since 25.7.1998. Current status of the Company/Corporation is awaited. The reply to letter No. AA-FIN-2-3(2015-16)-8 dt. 18.04.2016 from the Finance Department is awaited.

## STATEMENT No. 19

## DETAILED STATEMENT OF INVESTMENTS OF THE GOVERNMENT

## Section-1: Details of Investments upto 2015-16

SI. No.	Name of Concern(s)	Year(s) of Investment	Details of Investment			Amount invested	Per cent of Govt. Investment to the total Paid-up Share Capital	Dividend received and credited to Govt. during the year	Dividend declared but not credited to Govt. account	Remarks
			Type	Number of shares	Face value of each share					
1	2	3	4	5	6	7	8	9	10	11
(₹ in lakh)										
53	Odisha Textile Corporation Limited.	At the end of 1994-95	Ordinary	427920	100	4,27.92				Odisha Textile Corporation (Bhasker Textile Mills) has been merged with OSTC Ltd. Defunct Company. Current status of the Company/Corporation is awaited. The reply to letter No. AA-FIN-2-3(2015-16)-8 dt. 18.04.2016 from the Finance Department is awaited.
		At the end of 1994-95	Equity	25000	100	25.00				
54	Odisha State Electronics Development Corporation.	At the end of 1998-99	Equity	2002500	100	20,02.50				Defunct Company. Current status of the Company/Corporation is awaited. The reply to letter No. AA-FIN-2-3(2015-16)-8 dt. 18.04.2016 from the Finance Department is awaited.
55	Odisha Agrico Limited, Cuttack.	1960-61 to 1961-62	Equity	55000	1	0.55				Defunct Company. Current status of the Company/Corporation is awaited. The reply to letter No. AA-FIN-2-3(2015-16)-8 dt. 18.04.2016 from the Finance Department is awaited.
56	Mayurbhanj Oil and Oil Products, Mayurbhanj.	1950-51	Ordinary	6000	10	0.60				Defunct Company. Current status of the Company/Corporation is awaited. The reply to letter No. AA-FIN-2-3(2015-16)-8 dt. 18.04.2016 from the Finance Department is awaited.

## STATEMENT No. 19

## DETAILED STATEMENT OF INVESTMENTS OF THE GOVERNMENT

## Section-1: Details of Investments upto 2015-16

SI. No.	Name of Concern(s)	Year(s) of Investment	Details of Investment			Amount invested	Per cent of Govt. Investment to the total Paid-up Share Capital	Dividend received and credited to Govt. during the year	Dividend declared but not credited to Govt. account	Remarks
			Type	Number of shares	Face value of each share					
1	2	3	4	5	6	7	8	9	10	11
(₹ in lakh)										
57	Utkal Fruit Product Limited, Angul.	1958-59 to 1961-62	Equity	14000	1	0.14				Defunct Company. Current status of the Company/Corporation is awaited. The reply to letter No. AA-FIN-2-3(2015-16)-8 dt. 18.04.2016 from the Finance Department is awaited.
58	Odisha Wood Products Limited, Cuttack.	1958-59	Equity	381500	1	3.81				Defunct Company. Current status of the Company/Corporation is awaited. The reply to letter No. AA-FIN-2-3(2015-16)-8 dt. 18.04.2016 from the Finance Department is awaited.
59	Odisha Trunks and Enamel Works Limited, Cuttack.	1958-59 to 1961-62	Equity	133500	1	1.33				Defunct Company. Current status of the Company/Corporation is awaited. The reply to letter No. AA-FIN-2-3(2015-16)-8 dt. 18.04.2016 from the Finance Department is awaited.
60	Odisha Timber Products Limited, Rourkela.	1960-61 to 1963-64	Equity	129600	1	1.30				Defunct Company. Current status of the Company/Corporation is awaited. The reply to letter No. AA-FIN-2-3(2015-16)-8 dt. 18.04.2016 from the Finance Department is awaited.
61	Hansanath Ceramic Industries Limited, Rairangpur.	1958-59 to 1971-72	Equity	42000	1	0.42				Defunct Company. Current status of the Company/Corporation is awaited. The reply to letter No. AA-FIN-2-3(2015-16)-8 dt. 18.04.2016 from the Finance Department is awaited.

## STATEMENT No. 19

## DETAILED STATEMENT OF INVESTMENTS OF THE GOVERNMENT

## Section-1: Details of Investments upto 2015-16

SI. No.	Name of Concern(s)	Year(s) of Investment	Details of Investment			Amount invested	Per cent of Govt. Investment to the total Paid-up Share Capital	Dividend received and credited to Govt. during the year	Dividend declared but not credited to Govt. account	Remarks
			Type	Number of shares	Face value of each share					
1	2	3	4	5	6	7	8	9	10	11
(₹ in lakh)										
62	Manorama Foundry Works Limited, Cuttack.	1958-59	Equity	156000	1	1.56				Defunct Company. Current status of the Company/Corporation is awaited. The reply to letter No. AA-FIN-2-3(2015-16)-8 dt. 18.04.2016 from the Finance Department is awaited.
63	Konark Processing Works Limited, Cuttack.	1959-60 to 1962-63	Equity	70000	1	0.70				Defunct Company. Current status of the Company/Corporation is awaited. The reply to letter No. AA-FIN-2-3(2015-16)-8 dt. 18.04.2016 from the Finance Department is awaited.
64	Kalinga Steel and Wire Products Limited, Cuttack.	1958-59 to 1971-72	Equity	115000	1	1.15				Defunct Company. Current status of the Company/Corporation is awaited. The reply to letter No. AA-FIN-2-3(2015-16)-8 dt. 18.04.2016 from the Finance Department is awaited.
65	Balanga Iron Works Limited, Balasore.	1958-59 to 1971-72	Equity	159000	1	1.59				Defunct Company. Current status of the Company/Corporation is awaited. The reply to letter No. AA-FIN-2-3(2015-16)-8 dt. 18.04.2016 from the Finance Department is awaited.
66	Chilika Cashew Manufacturing Company Limited, Balugaon.	1958-59 to 1971-72	Equity	47100	1	0.47				Defunct Company. Current status of the Company/Corporation is awaited. The reply to letter No. AA-FIN-2-3(2015-16)-8 dt. 18.04.2016 from the Finance Department is awaited.



## STATEMENT No. 19

## DETAILED STATEMENT OF INVESTMENTS OF THE GOVERNMENT

## Section-1: Details of Investments upto 2015-16

SI. No.	Name of Concern(s)	Year(s) of Investment	Details of Investment			Amount invested	Per cent of Govt. Investment to the total Paid-up Share Capital	Dividend received and credited to Govt. during the year	Dividend declared but not credited to Govt. account	Remarks
			Type	Number of shares	Face value of each share					
1	2	3	4	5	6	7	8	9	10	11
(₹ in lakh)										
67	Premier Bolts and Nuts Factory Limited, Cuttack.	1959-60 to 1971-72	Equity	125700	1	1.26				Defunct Company. Current status of the Company/Corporation is awaited. The reply to letter No. AA-FIN-2-3(2015-16)-8 dt. 18.04.2016 from the Finance Department is awaited.
68	Odisha Board Mills Limited, Cuttack.	1960-61 to 1971-72	Equity	367000	1	3.67				Defunct Company. Current status of the Company/Corporation is awaited. The reply to letter No. AA-FIN-2-3(2015-16)-8 dt. 18.04.2016 from the Finance Department is awaited.
69	Odisha Tiles Limited, Barang.	1959-60 to 1961-62	Equity	190000	1	1.90				Defunct Company. Current status of the Company/Corporation is awaited. The reply to letter No. AA-FIN-2-3(2015-16)-8 dt. 18.04.2016 from the Finance Department is awaited.
70	Eastern Aquatic Products Limited, Cuttack.	1958-59 to 1971-72	Equity	52500	1	0.52				Defunct Company. Current status of the Company/Corporation is awaited. The reply to letter No. AA-FIN-2-3(2015-16)-8 dt. 18.04.2016 from the Finance Department is awaited.
71	Manufacture Electro Limited, Cuttack.	1959-60 to 1971-72	Equity	35500	1	0.35				Defunct Company. Current status of the Company/Corporation is awaited. The reply to letter No. AA-FIN-2-3(2015-16)-8 dt. 18.04.2016 from the Finance Department is awaited.

## STATEMENT No. 19

## DETAILED STATEMENT OF INVESTMENTS OF THE GOVERNMENT

## Section-1: Details of Investments upto 2015-16

SI. No.	Name of Concern(s)	Year(s) of Investment	Details of Investment			Amount invested	Per cent of Govt. Investment to the total Paid-up Share Capital	Dividend received and credited to Govt. during the year	Dividend declared but not credited to Govt. account	Remarks
			Type	Number of shares	Face value of each share					
1	2	3	4	5	6	7	8	9	10	11
(₹ in lakh)										
72	Banana and Fruit Development Corporation, Chennai.	1972-73	Equity	1000	100	1.00				Defunct Company. Current status of the Company/Corporation is awaited. The reply to letter No. AA-FIN-2-3(2015-16)-8 dt. 18.04.2016 from the Finance Department is awaited.
73	Odisha Boat Builders Limited, Cuttack.	At the end of 2002-2003	Equity	195725	1	1.96				Defunct since 1987. Current status of the Company/Corporation is awaited. The reply to letter No. AA-FIN-2-3(2015-16)-8 dt. 18.04.2016 from the Finance Department is awaited.
74	Koshal Industrial Development Syndicate Limited, Bolangir.	1952-53	Ordinary	45000	10	4.50				Defunct Company. Current status of the Company/Corporation is awaited. The reply to letter No. AA-FIN-2-3(2015-16)-8 dt. 18.04.2016 from the Finance Department is awaited.
75	Odisha Sport Manufacturing and Fabrication Limited, Cuttack.	1960-61 to 1971-72	Equity	108000	1	1.08				Defunct Company. Current status of the Company/Corporation is awaited. The reply to letter No. AA-FIN-2-3(2015-16)-8 dt. 18.04.2016 from the Finance Department is awaited.
76	Modern Electronics Limited, Cuttack.	1960-61	Equity	427000	1	4.27				Defunct Company. Current status of the Company/Corporation is awaited. The reply to letter No. AA-FIN-2-3(2015-16)-8 dt. 18.04.2016 from the Finance Department is awaited.

**STATEMENT No. 19**

**DETAILED STATEMENT OF INVESTMENTS OF THE GOVERNMENT**

**Section-1: Details of Investments upto 2015-16**

SI. No.	Name of Concern(s)	Year(s) of Investment	Details of Investment			Amount invested	Per cent of Govt. Investment to the total Paid-up Share Capital	Dividend received and credited to Govt. during the year	Dividend declared but not credited to Govt. account	Remarks
			Type	Number of shares	Face value of each share					
1	2	3	4	5	6	7	8	9	10	11
(₹ in lakh)										
77	Madhusudan Chemical Industries Limited, Cuttack.	1958-59	Equity	59900	1	0.60				Defunct Company. Current status of the Company/Corporation is awaited. The reply to letter No. AA-FIN-2-3(2015-16)-8 dt. 18.04.2016 from the Finance Department is awaited.
78	Kalinga Fruit Products Limited, Paralakhemundi.	1958-59	Equity	16500	1	0.16				Defunct Company. Current status of the Company/Corporation is awaited. The reply to letter No. AA-FIN-2-3(2015-16)-8 dt. 18.04.2016 from the Finance Department is awaited.
79	Odisha Corporation for Development of Women.	At the end of 2001-2002	@	@	@	1,72.61				Defunct Company. Current status of the Company/Corporation is awaited. The reply to letter No. AA-FIN-2-3(2015-16)-8 dt. 18.04.2016 from the Finance Department is awaited. @ Information on details of Investments not furnished by the Department.
80	Odisha Co-operative Coir Corporation Limited.	At the end of 2000-2001	@	@	@	1,06.99				Defunct Company. Current status of the Company/Corporation is awaited. The reply to letter No. AA-FIN-2-3(2015-16)-8 dt. 18.04.2016 from the Finance Department is awaited. @ Information on details of Investments not furnished by the Department.

## STATEMENT No. 19

## DETAILED STATEMENT OF INVESTMENTS OF THE GOVERNMENT

## Section-1: Details of Investments upto 2015-16

SI. No.	Name of Concern(s)	Year(s) of Investment	Details of Investment			Amount invested	Per cent of Govt. Investment to the total Paid-up Share Capital	Dividend received and credited to Govt. during the year	Dividend declared but not credited to Govt. account	Remarks
			Type	Number of shares	Face value of each share					
1	2	3	4	5	6	7	8	9	10	11
(₹ in lakh)										
81	Rural Godowns (Construction and Rehabilitation-IDA Assisted)	At the end of 1993-94	@	@	@	4,18.75				Defunct Company. Current status of the Company/Corporation is awaited. The reply to letter No. AA-FIN-2-3(2015-16)-8 dt. 18.04.2016 from the Finance Department is awaited. @ Information on details of Investments not furnished by the Department.
82	Odisha State Co-operative Housing Corporation.	At the end of 1995-96	@	@	@	88.00				Co-operation Department vide their letter No.IV-Fin-32/2016/4253-Coop, dated.31.05.2016 has intimated that the corporation is functioning with Government Investment of ₹ 2,53.52 lakh. @ Upto date information not received from the Department/Corporation.
83	Primary Land Development Banks.	At the end of 1992-93	@	@	@	44.00				Co-operation Department vide their letter No.IV-Fin-32/2016/4253-Coop, dated.31.05.2016 has intimated that the corporation is under liquidation with Government Investment of ₹ 30.08 lakh. @ Upto date information not received from the Department/Corporation.

## STATEMENT No. 19

## DETAILED STATEMENT OF INVESTMENTS OF THE GOVERNMENT

## Section-1: Details of Investments upto 2015-16

SI. No.	Name of Concern(s)	Year(s) of Investment	Details of Investment			Amount invested	Per cent of Govt. Investment to the total Paid-up Share Capital	Dividend received and credited to Govt. during the year	Dividend declared but not credited to Govt. account	Remarks
			Type	Number of shares	Face value of each share					
1	2	3	4	5	6	7	8	9	10	11
(₹ in lakh)										
84	Weak Urban Banks.	At the end of 1996-97	@	@	@	33.00				Co-operation Department vide their letter No.IV-Fin-32/2016/4253-Coop, dated.31.05.2016 has intimated that the corporation is under liquidation with Government Investment of ₹ 6,14.80 lakh. @ Upto date information not received from the Department/Corporation.
85	Implementation of Economic Development Scheme for Minorities.	At the end of 1998-99	@	@	@	38.23				Defunct Company. Current status of the Company/Corporation is awaited. The reply to letter No. AA-FIN-2-3(2015-16)-8 dt. 18.04.2016 from the Finance Department is awaited. @ Information on details of Investments not furnished by the Department.
86	Odisha State Co-operative Handicrafts Corporation Limited.	At the end of 1993-94	@	@	@	24.50				Handlooms, Textiles & Handicrafts Department vide their letter no. Tex(A)-5/2015/3333/H,T&H Dated. 19.07.2016 has intimated that the Organisation is functioning with a total Investment of ₹137.70 lakh. @ Upto date information not received from the Department/Corporation.
<b>Total - Government Companies (86)</b>						<b>27,86,31.01</b>		<b>5,49,49.41</b>		

**STATEMENT No. 19**

**DETAILED STATEMENT OF INVESTMENTS OF THE GOVERNMENT**

**Section-1: Details of Investments upto 2015-16**

SI. No.	Name of Concern(s)	Year(s) of Investment	Details of Investment			Amount invested	Per cent of Govt. Investment to the total Paid-up Share Capital	Dividend received and credited to Govt. during the year	Dividend declared but not credited to Govt. account	Remarks
			Type	Number of shares	Face value of each share					
1	2	3	4	5	6	7	8	9	10	11
(₹ in lakh)										
<b>Other Joint Stock Companies and Partnerships</b>										
1	Puri Electric Supply Company Limited, Puri.	1947-48 to 1949-50	Ordinary	5300	10	0.53	32.60			Defunct Company. Current status of the Company/Corporation is awaited. The reply to letter No. AA-FIN-2-3(2015-16)-8 dt. 18.04.2016 from the Finance Department is awaited.
2	Kalinga Industries Limited, Jobra, Cuttack.	1948-49	Ordinary	200	100	3.00	10.00			Defunct Company. Current status of the Company/Corporation is awaited. The reply to letter No. AA-FIN-2-3(2015-16)-8 dt. 18.04.2016 from the Finance Department is awaited.
		1948-49	Preference	2800	100					
3	Odisha Cement Limited, Rajgangpur.	1949-50 to 1950-51	Preference	40000	100	40.00	12.90			Defunct Company. Current status of the Company/Corporation is awaited. The reply to letter No. AA-FIN-2-3(2015-16)-8 dt. 18.04.2016 from the Finance Department is awaited.
4	Mayurbhanj Glass Works Limited, Bahalda Road, Mayurbhanj.	1950-51	Preference	10000	10	1.00	20.00			Defunct Company. Current status of the Company/Corporation is awaited. The reply to letter No. AA-FIN-2-3(2015-16)-8 dt. 18.04.2016 from the Finance Department is awaited.

## STATEMENT No. 19

## DETAILED STATEMENT OF INVESTMENTS OF THE GOVERNMENT

## Section-1: Details of Investments upto 2015-16

Sl. No.	Name of Concern(s)	Year(s) of Investment	Details of Investment			Amount invested	Per cent of Govt. Investment to the total Paid-up Share Capital	Dividend received and credited to Govt. during the year	Dividend declared but not credited to Govt. account	Remarks
			Type	Number of shares	Face value of each share					
1	2	3	4	5	6	7	8	9	10	11
(₹ in lakh)										
5	Odisha Cotton Mills Limited, Bhagatpur.	1950-51 to 1961-62	Ordinary	5540	10	0.55	4.16			Defunct Company. Current status of the Company/Corporation is awaited. The reply to letter No. AA-FIN-2-3(2015-16)-8 dt. 18.04.2016 from the Finance Department is awaited.
6	Guwahati Electric Supply Corporation Limited.	1952-53	Ordinary	2450	@	0.32				Defunct Company. Current status of the Company/Corporation is awaited. The reply to letter No. AA-FIN-2-3(2015-16)-8 dt. 18.04.2016 from the Finance Department is awaited. @ Information on no. of shares has not been furnished by the Department.
7	Hindustan Minerals and Quarries Limited, Kolkata.	1952-53	Ordinary	1000	100	1.00	44.00			Defunct Company. Current status of the Company/Corporation is awaited. The reply to letter No. AA-FIN-2-3(2015-16)-8 dt. 18.04.2016 from the Finance Department is awaited.
8	Pioneer Limited, Lucknow.	1952-53	Ordinary	100	100	0.10	1.55			Defunct Company. Current status of the Company/Corporation is awaited. The reply to letter No. AA-FIN-2-3(2015-16)-8 dt. 18.04.2016 from the Finance Department is awaited.

## STATEMENT No. 19

## DETAILED STATEMENT OF INVESTMENTS OF THE GOVERNMENT

## Section-1: Details of Investments upto 2015-16

SI. No.	Name of Concern(s)	Year(s) of Investment	Details of Investment			Amount invested	Per cent of Govt. Investment to the total Paid-up Share Capital	Dividend received and credited to Govt. during the year	Dividend declared but not credited to Govt. account	Remarks
			Type	Number of shares	Face value of each share					
1	2	3	4	5	6	7	8	9	10	11
(₹ in lakh)										
9	Indian Chemical Products Limited, Bahalda Road, Mayurbhanj.	1962-63	Equity	7500	100	7.50	97.00			Defunct Company. Current status of the Company/Corporation is awaited. The reply to letter No. AA-FIN-2-3(2015-16)-8 dt. 18.04.2016 from the Finance Department is awaited.
10	Tata Engineering and Locomotive Company Limited, Jamshedpur.	1962-63	Equity	100	100	0.10				Current status of the Company/Corporation is awaited. The reply to letter No. AA-FIN-2-3(2015-16)-8 dt. 18.04.2016 from the Finance Department is awaited.
11	Weaving Factory, Bolangir.	1962-63	Equity	250	100	0.25				Defunct Company. Current status of the Company/Corporation is awaited. The reply to letter No. AA-FIN-2-3(2015-16)-8 dt. 18.04.2016 from the Finance Department is awaited.
12	Rajendra Paper Mills, Bolangir.	1962-63	@	@	@	3.88	87			Defunct Company. Current status of the Company/Corporation is awaited. The reply to letter No. AA-FIN-2-3(2015-16)-8 dt. 18.04.2016 from the Finance Department is awaited. @ Information on details of Investment not furnished by the Department.



## STATEMENT No. 19

## DETAILED STATEMENT OF INVESTMENTS OF THE GOVERNMENT

## Section-1: Details of Investments upto 2015-16

SI. No.	Name of Concern(s)	Year(s) of Investment	Details of Investment			Amount invested	Per cent of Govt. Investment to the total Paid-up Share Capital	Dividend received and credited to Govt. during the year	Dividend declared but not credited to Govt. account	Remarks
			Type	Number of shares	Face value of each share					
1	2	3	4	5	6	7	8	9	10	11
(₹ in lakh)										
13	Odisha Ceramic Industries Limited, Jharsuguda.	1959-60	Preference	1250	100	1.25	41.7			Defunct Company. Current status of the Company/Corporation is awaited. The reply to letter No. AA-FIN-2-3(2015-16)-8 dt. 18.04.2016 from the Finance Department is awaited.
14	Utkal Equipment and Chemicals Limited, Cuttack.	1969-70	Equity	3000	100	3.00	32.5			Defunct Company. Current status of the Company/Corporation is awaited. The reply to letter No. AA-FIN-2-3(2015-16)-8 dt. 18.04.2016 from the Finance Department is awaited.
15	Odisha Paper Products Limited, Bolangir.	1969-70	Preference	200	200	0.40	50			Defunct Company. Current status of the Company/Corporation is awaited. The reply to letter No. AA-FIN-2-3(2015-16)-8 dt. 18.04.2016 from the Finance Department is awaited.
16	Odisha Oil Industries Limited, Sambalpur.	1970-71 to 1972-73	Preference	10000	100	10.00	34			Defunct Company. Current status of the Company/Corporation is awaited. The reply to letter No. AA-FIN-2-3(2015-16)-8 dt. 18.04.2016 from the Finance Department is awaited.
17	Indo-East Extraction Limited, Bhubaneswar.	1970-71 to 1972-73	Preference	3500	100	3.50	36			Defunct Company. Current status of the Company/Corporation is awaited. The reply to letter No. AA-FIN-2-3(2015-16)-8 dt. 18.04.2016 from the Finance Department is awaited.

**STATEMENT No. 19**

**DETAILED STATEMENT OF INVESTMENTS OF THE GOVERNMENT**

**Section-1: Details of Investments upto 2015-16**

SI. No.	Name of Concern(s)	Year(s) of Investment	Details of Investment			Amount invested	Per cent of Govt. Investment to the total Paid-up Share Capital	Dividend received and credited to Govt. during the year	Dividend declared but not credited to Govt. account	Remarks
			Type	Number of shares	Face value of each share					
1	2	3	4	5	6	7	8	9	10	11
(₹ in lakh)										
18	Odisha Fertilisers and Chemicals Limited, Cuttack.	1968-69 to 1971-72	Preference	65000	10	6.50	29.5			Defunct Company. Current status of the Company/Corporation is awaited. The reply to letter No. AA-FIN-2-3(2015-16)-8 dt. 18.04.2016 from the Finance Department is awaited.
19	Konark Rubber Industries, Cuttack.	1970-71 to 1972-73	Equity	1640	100	1.64	34			Defunct Company. Current status of the Company/Corporation is awaited. The reply to letter No. AA-FIN-2-3(2015-16)-8 dt. 18.04.2016 from the Finance Department is awaited.
20	East Coast Breweries and Distilleries Limited, Cuttack.	1971-72 to 1976-77	Equity	328750	10	32.88				Defunct Company. Current status of the Company/Corporation is awaited. The reply to letter No. AA-FIN-2-3(2015-16)-8 dt. 18.04.2016 from the Finance Department is awaited.
21	Mamata Drinks Industries Limited, Rourkela.	1971-72	Equity	2500	100	2.50				Defunct Company. Current status of the Company/Corporation is awaited. The reply to letter No. AA-FIN-2-3(2015-16)-8 dt. 18.04.2016 from the Finance Department is awaited.
22	Cifoods Limited, Cuttack.	1972-73 and 1973-74	Equity	4000	100	4.00				Defunct Company. Current status of the Company/Corporation is awaited. The reply to letter No. AA-FIN-2-3(2015-16)-8 dt. 18.04.2016 from the Finance Department is awaited.

## STATEMENT No. 19

## DETAILED STATEMENT OF INVESTMENTS OF THE GOVERNMENT

## Section-1: Details of Investments upto 2015-16

SI. No.	Name of Concern(s)	Year(s) of Investment	Details of Investment			Amount invested	Per cent of Govt. Investment to the total Paid-up Share Capital	Dividend received and credited to Govt. during the year	Dividend declared but not credited to Govt. account	Remarks
			Type	Number of shares	Face value of each share					
1	2	3	4	5	6	7	8	9	10	11
(₹ in lakh)										
23	National Textile Corporation (West Bengal, Bihar, Assam and Odisha) Limited.	1975-76	Equity	6500	10	0.65				Defunct Company. Current status of the Company/Corporation is awaited. The reply to letter No. AA-FIN-2-3(2015-16)-8 dt. 18.04.2016 from the Finance Department is awaited.
	<b>Total - Other Joint Stock Companies and Partnerships (23)</b>					<b>1,24.55</b>				
<b>Co-operatives Societies</b>										
1	Credit Co-operatives.	At the end of 2014-15	Shares	( A )	( A )	2,23,16.05		41.97		(A) Detail information about the physical and financial status of the Entities is not available.
2	Housing Co-operatives.	At the end of 1997-98	Shares	( A )	( A )	1,85.18				(A) Detail information about the physical and financial status of the Entities is not available.
3	Labour Co-operatives.	At the end of 1996-97	Shares	( A )	( A )	12.01				(A) Detail information about the physical and financial status of the Entities is not available.
4	Farming Co-operatives.	At the end of 1993-94	Shares	( A )	( A )	2.27				(A) Detail information about the physical and financial status of the Entities is not available.
5	The Odisha State Co-operative Oil Seeds Grower's Federation Limited, Bhubaneswar.	At the end of 1996-97	Equity	( A )	( A )	70.95				(A) Detail information about the physical and financial status of the Entities is not available.

**STATEMENT No. 19**

**DETAILED STATEMENT OF INVESTMENTS OF THE GOVERNMENT**

**Section-1: Details of Investments upto 2015-16**

SI. No.	Name of Concern(s)	Year(s) of Investment	Details of Investment			Amount invested	Per cent of Govt. Investment to the total Paid-up Share Capital	Dividend received and credited to Govt. during the year	Dividend declared but not credited to Govt. account	Remarks
			Type	Number of shares	Face value of each share					
1	2	3	4	5	6	7	8	9	10	11
(₹ in lakh)										
6	Cotton/Oil Grower's Co-operative Societies.	At the end of 2005-06	Equity	( A )	( A )	15.01				(A) Detail information about the physical and financial status of the Entities is not available.
7	Warehousing and Marketing Co-operatives.	At the end of 1998-99	Shares	( A )	( A )	21,71.67				(A) Detail information about the physical and financial status of the Entities is not available.
8	Processing Co-operatives.	At the end of 1992-93	Shares	( A )	( A )	1,14.43				(A) Detail information about the physical and financial status of the Entities is not available.
9	Dairy Co-operatives.	At the end of 1993-94	Shares	( A )	( A )	89.39				(A) Detail information about the physical and financial status of the Entities is not available.
10	Fishermen's Co-operatives.	At the end of 2010-11	Shares	( A )	( A )	2,24.04				(A) Detail information about the physical and financial status of the Entities is not available.
11	Co-operative Sugar Mills.	At the end of 1993-94	Shares	( A )	( A )	22,97.60				(A) Detail information about the physical and financial status of the Entities is not available.
12	Co-operative Spinning Mills.	At the end of 2003-04	Shares	( A )	( A )	33,88.06				(A) Detail information about the physical and financial status of the Entities is not available. An amount of ₹37.32 lakh transferred proforma to Odisha State Tassar and Silk Federation (SERIFED).

## STATEMENT No. 19

## DETAILED STATEMENT OF INVESTMENTS OF THE GOVERNMENT

## Section-1: Details of Investments upto 2015-16

SI. No.	Name of Concern(s)	Year(s) of Investment	Details of Investment			Amount invested	Per cent of Govt. Investment to the total Paid-up Share Capital	Dividend received and credited to Govt. during the year	Dividend declared but not credited to Govt. account	Remarks
			Type	Number of shares	Face value of each share					
1	2	3	4	5	6	7	8	9	10	11
(₹ in lakh)										
13	Industrial Co-operatives.	At the end of 2006-07	Shares	( A )	( A )	10,38.62				(A) Detail information about the physical and financial status of the Entities is not available. An amount of ₹25 lakh has been transferred proforma to Odisha State Tassar and Silk Federation (SERIFED).
14	Consumer Co-operatives.	At the end of 2003-04	Shares	( A )	( A )	7,78.33		0.02		(A) Detail information about the physical and financial status of the Entities is not available.
15	Co-operatives under TASP.	At the end of 2009-10	Shares	( A )	( A )	60,07.66				(A) Detail information about the physical and financial status of the Entities is not available. An amount of ₹46.13 lakh has been transferred proforma to Odisha State Tassar and Silk Federation (SERIFED).
16	Other Co-operatives.	At the end of 1997-98	Shares	( A )	( A )	40,87.00				(A) Detail information about the physical and financial status of the Entities is not available. An amount of ₹20 lakh has been transferred proforma to Odisha State Tassar and Silk Federation (SERIFED).
		2015-16	( A )	( A )	( A )	1,25,04.50				

## STATEMENT No. 19

## DETAILED STATEMENT OF INVESTMENTS OF THE GOVERNMENT

## Section-1: Details of Investments upto 2015-16

SI. No.	Name of Concern(s)	Year(s) of Investment	Details of Investment			Amount invested	Per cent of Govt. Investment to the total Paid-up Share Capital	Dividend received and credited to Govt. during the year	Dividend declared but not credited to Govt. account	Remarks
			Type	Number of shares	Face value of each share					
1	2	3	4	5	6	7	8	9	10	11
(₹ in lakh)										
17	Weavers Co-operatives.	At the end of 2003-04	Shares	( A )	( A )	2,11.78				(A) Detail information about the physical and financial status of the entities is not available. An amount of ₹1.94 lakh has been transferred proforma to Odisha State Tassar and Silk Federation (SERIFED).
18	Coir Co-operatives.	At the end of 2001-02	Shares	( A )	( A )	22.13				(A) Detail information about the physical and financial status of the Entities is not available.
19	Salt Co-operatives.	At the end of 1996-97	Shares	( A )	( A )	7.10				(A) Detail information about the physical and financial status of the Entities is not available.
20	Press Co-operatives.	to end of 1998-99	Shares	( A )	( A )	8.98				(A) Detail information about the physical and financial status of the Entities is not available.
21	Writers Co-operatives.	At the end of 1998-99	Shares	( A )	( A )	4.30				(A) Detail information about the physical and financial status of the entities is not available.
22	Engineering Co-operatives.	At the end of 1996-97	Shares	( A )	( A )	5.54				(A) Detail information about the physical and financial status of the Entities is not available.
23	Bhubaneswar Co-operative Super Bazar Limited.	At the end of 1998-99	Shares	( A )	( A )	47.47				(A) Detail information about the physical and financial status of the Entities is not available.

## STATEMENT No. 19

## DETAILED STATEMENT OF INVESTMENTS OF THE GOVERNMENT

## Section-1: Details of Investments upto 2015-16

SI. No.	Name of Concern(s)	Year(s) of Investment	Details of Investment			Amount invested	Per cent of Govt. Investment to the total Paid-up Share Capital	Dividend received and credited to Govt. during the year	Dividend declared but not credited to Govt. account	Remarks
			Type	Number of shares	Face value of each share					
1	2	3	4	5	6	7	8	9	10	11
(₹ in lakh)										
24	Handicrafts Co-operatives.	At the end of 2003-04	Shares	( A )	( A )	48.53				(A) Detail information about the physical and financial status of the Entities is not available.
25	Cold Storage Plants.	At the end of 2010-11	Shares	( A )	( A )	3,64.98				(A) Detail information about the physical and financial status of the Entities is not available.
26	University, College, School Stores.	At the end of 2000-01	Shares	( A )	( A )	1.85				(A) Detail information about the physical and financial status of the Entities is not available.
27	Mahila Multi Purpose Co-operative Society	At the end of 2000-2001	Shares	( A )	( A )	15.00				(A) Detail information about the physical and financial status of the Entities is not available.
28	Odisha Urban Co-operative Banks.	At the end of 1995-96	Shares	( A )	( A )	2.00				(A) Detail information about the physical and financial status of the Entities is not available.
29	Odisha State Co-operative Urban Development Bank.	1995-96	Shares	( A )	( A )	27.00				(A) Detail information about the physical and financial status of the Entities is not available.
30	Integrated Co-operative Development Projects (ICDP).	At the end of 2014-15	( A )	( A )	( A )	13,18.62				(A) Detail information about the physical and financial status of the Entities is not available.
		2015-16	( A )	( A )	( A )	8,00.00				All the ICDP units have been taken together as a single entity.

## STATEMENT No. 19

## DETAILED STATEMENT OF INVESTMENTS OF THE GOVERNMENT

## Section-1: Details of Investments upto 2015-16

SI. No.	Name of Concern(s)	Year(s) of Investment	Details of Investment			Amount invested	Per cent of Govt. Investment to the total Paid-up Share Capital	Dividend received and credited to Govt. during the year	Dividend declared but not credited to Govt. account	Remarks
			Type	Number of shares	Face value of each share					
1	2	3	4	5	6	7	8	9	10	11
(₹ in lakh)										
31	Sambalpur Bastralaya.	At the end of 2014-15	(A)	(A)	(A)	18,00.00				State Loan of ₹18 crore was converted to Investment as per the proposal received from the Department vide their letter. No.II- Tex2/13/1270/H,T&H dt.24.02.2014. (A)Information on details of Investments has not been furnished by Department.
		2015-16	(A)	(A)	(A)	1,99.34				
<b>Total - Co-operative Societies (31)</b>						<b>6,01,87.39</b>		<b>41.99</b>		
<b>Rural Banks</b>										
1	Odisha State Co-operative Agriculture and Rural Development Bank	At the end of 1996-97	Shares	(A)	(A)	65.10				(A) Detail information about the physical and financial status of the Entities is not available.
2	Odisha State Co-operative Bank.	1993-94	Shares	(A)	(A)	5.00		18.77		(A) Detail information about the physical and financial status of the Entities is not available.
3	Odisha State Co-operative Land Development Bank.	At the end of 1996-97	Shares	(A)	(A)	20.00				(A) Detail information about the physical and financial status of the Entities is not available.
<b>Total - Rural Banks (3)</b>						<b>90.10</b>		<b>18.77</b>		
<b>Grand Total - Share Capital</b>						<b>38,81,32.38</b>		<b>5,53,35.94(A)</b>		

73 out of 146 entities have become defunct and Government Investment of ₹56,86.52 lakh remained un-recovered due to non-finalisation of the liquidation process.

(A) An amount of ₹12.00 lakh in respect of Dividend received from Odisha Knowledge Corporation Limited could not be incorporated in the Statement No.19, as the Department sanctioned Share Capital Investment by debiting Revenue Head of Accounts instead of Capital Head of Accounts. The Department has been apprised of the fact vide this office letter No.AA-Fin-2-3-(2015-16)-146, dated 06.05.2016.



**STATEMENT No. 19**

**DETAILED STATEMENT OF INVESTMENTS OF THE GOVERNMENT**

**Section-2: Major and Minor Head-wise details of Investment during the year  
(Includes only those cases in which the figures do not tally with those appearing in Statement No. 19)**

SI. No. of Statement No.14	Major/Minor Head	Investment at the end of previous year 2014-15	Investment during the year 2015-16	Disinvestment during the year 2015-16	Investment at the end of the year 2015-16	Remarks
-------------------------------	------------------	---	---	--	--	---------

(₹ in lakh)

Figures of Investment appearing in Statement No. 19 represent the expenditure under Minor Head 102-Small Scale Industries, 107-Investment in Credit Co-operatives, 108-Investment in Other Co-operatives, 190-Investment in Public Sector and Other Undertakings, 789-Special Component Plan for Scheduled Castes, 796-Tribal Area Sub-Plan and 800-Other Expenditure of concerned Major Heads in Statement No. 16. Consequently no difference exists between Statement No. 16 & 19.

**STATEMENT No. 20**

**DETAILED STATEMENT OF GUARANTEES GIVEN BY THE GOVERNMENT**

**B. Sector-wise and Institution-wise Guarantees given by the State Government for repayment of Loans etc, raised by Statutory Corporations, Government Companies, Local Bodies and other Institutions during the year and sums Guaranteed outstanding as on 31 March 2016 are shown below:**

Sector	Maximum	Outstanding	Additions	Deletions	Invoked during the		Outstanding	Guarantee	Commission	Other
	amount	at the	during	(other than	year	Not Discharged	at the	or	Fee	
	Guaranteed	beginning	the year	invoked)			end of the	Fee		details
	during the	of the year		during			year			
	year	2015-16		the year			2015-16			
	Principal	Principal			Discharged			Receivable	Received	
1	2	3	4	5	6	7	8	9	10	11
(₹ in crore)										
<b>1. Power Sector</b>										
Grid Corporation of Odisha	39,93.85	15,18.86	..	3,58.71	..	..	11,60.15	89.11	66.60	..
Odisha Power Transmission Corporation Limited	12,40.58	..	..	..	..	..	..	71.28	18.23	..
Odisha Power Generation Corporation Limited	6,48.50	..	..	..	..	..	..	31.93	22.16	..
Odisha Hydro Power Corporation Limited	6,15.04	32.09	..	11.27	..	..	20.82	42.26	28.24	..
<b>Total: Power Sector (4)</b>	<b>64,97.97</b>	<b>15,50.95</b>	<b>..</b>	<b>3,69.98</b>	<b>..</b>	<b>..</b>	<b>11,80.97</b>	<b>2,34.58</b>	<b>1,35.23</b>	<b>..</b>
<b>2. Co-operative Sector</b>										
Marketing Co-operatives (15)	54.91	30.09	..	..	..	..	30.09	0.52	0.42	..
Co-operative Sugar Mills (4)	97.10	25.98	5.00	..	..	..	30.98	1.09	0.93	..
Odisha State Co-operative Oil Seeds Growers' Federation (1)	24.85	11.29	..	..	..	..	11.29	..	..	..
Co-operative Spinning Mills (8)	36.88	0.08	..	..	..	..	0.08	1.51	0.15	..
Fishermen Co-operatives (6)	1.74	..	..	..	..	..	..	..	..	..
Dairy Co-operatives (2)	8.76	..	..	..	..	..	..	0.60	0.21	..
Cold Storage Plants (2)	0.07	0.04	..	..	..	..	0.04	0.01	0.01	..
Tribal Development Co-operative Corporation Limited (1)	8.50	..	..	..	..	..	..	0.17	0.17	..

## STATEMENT No. 20

## DETAILED STATEMENT OF GUARANTEES GIVEN BY THE GOVERNMENT

B. Sector-wise and Institution-wise Guarantees given by the State Government for repayment of Loans etc, raised by Statutory Corporations, Government Companies, Local Bodies and other Institutions during the year and sums Guaranteed outstanding as on 31 March 2016 are shown below:

Sector	Maximum amount Guaranteed during the year	Outstanding at the beginning of the year 2015-16	Additions during the year	Deletions (other than invoked) during the year	Invoked during the year	Discharged	Not Discharged	Outstanding at the end of the year 2015-16	Guarantee or Fee	Commission Received	Other material details
1	2	3	4	5	6	7	8	9	10	11	
(₹ in crore)											
Odisha State Co-operative Handicraft Corporation Limited (1)	2.75	..	..	..	..	..	..	..	0.09	0.09	..
Odisha State Co-operative Housing Corporation Limited (1)	30.50	11.09	..	8.09	..	..	3.00	0.03	0.03	..	..
<i>Mahila Vikas Nigam (1)</i>	12.45	0.99	..	0.99	..	..	..	0.02	0.02	..	..
<b>Total: Co-operative (42)</b>	<b>2,78.51</b>	<b>79.56</b>	<b>5.00</b>	<b>9.08</b>	..	..	<b>75.48</b>	<b>4.04</b>	<b>2.03</b>	..	..
<b>3. Irrigation Sector</b>											
Odisha Lift Irrigation Corporation Limited	79.18	..	..	..	..	..	..	..	..	..	..
<b>Total: Irrigation (1)</b>	<b>79.18</b>	..	..	..	..	..	..	..	..	..	..
<b>4. Roads and Transport</b>											
Odisha State Road Transport Corporation Limited	38.87	..	..	..	..	..	..	1.81	1.81	..	..
Odisha State Commercial Transport Corporation Limited	0.60	..	..	..	..	..	..	0.03	0.03	..	..
<b>Total: Roads and Transport (2)</b>	<b>39.47</b>	..	..	..	..	..	..	<b>1.84</b>	<b>1.84</b>	..	..
<b>5. State Financial Corporation</b>											
Odisha State Financial Corporation Limited	5,96.55	11.50	..	..	..	..	11.50	8.07	2.44	..	..
Odisha State Co-operative Banks	14,84.79	..	..	..	..	..	..	0.09	0.09	..	..

## STATEMENT No. 20

## DETAILED STATEMENT OF GUARANTEES GIVEN BY THE GOVERNMENT

B. Sector-wise and Institution-wise Guarantees given by the State Government for repayment of Loans etc, raised by Statutory Corporations, Government Companies, Local Bodies and other Institutions during the year and sums Guaranteed outstanding as on 31 March 2016 are shown below:

Sector	Maximum amount Guaranteed during the year	Outstanding at the beginning of the year 2015-16	Additions during the year	Deletions (other than invoked) during the year	Invoked during the year	Discharged	Not Discharged	Outstanding at the end of the year 2015-16	Guarantee or Fee	Commission Received	Other material details
	Principal	Principal							Receivable	Received	
1	2	3	4	5	6	7	8	9	10	11	
											(₹ in crore)
OBC Finance & Development Corporation Limited	24.45	8.77	..	..	..	..	8.77	0.05	0.05	..	
Odisha State Finance Development Corporation Limited (SC)	10.00	8.87	..	0.33	..	..	8.54	0.15	0.15	..	
Odisha State Finance Development Corporation Limited (Minorities)	10.00	7.60	..	7.09	..	..	0.51	0.12	0.12	..	
Odisha State Finance Development Corporation Limited (ST)	1.00	0.22	..	0.03	..	..	0.19	0.01	0.01	..	
Agricultural and Rural Development Banks	127.80	..	..	..	..	..	..	0.02	0.02	..	
<b>Total: State Financial Corporation (7)</b>	<b>22,54.59</b>	<b>36.96</b>	<b>..</b>	<b>7.45</b>	<b>..</b>	<b>..</b>	<b>29.51</b>	<b>8.51</b>	<b>2.88</b>	<b>..</b>	
<b>6. Urban Development and Housing</b>											
Odisha State Housing Board	1,66.12	..	..	..	..	..	..	6.23	2.46	..	
Odisha Rural Housing Development Corporation Limited	4,89.12	..	..	..	..	..	..	26.27	17.71	..	
Bhubaneswar Development Authority	87.12	..	..	..	..	..	..	2.84	2.84	..	
GRITT, Bhanjanagar	0.25	..	..	..	..	..	..	0.01	0.03	..	
Other Urban Development Institutions (8)	36.99	..	..	..	..	..	..	1.17	1.32	..	

## STATEMENT No. 20

## DETAILED STATEMENT OF GUARANTEES GIVEN BY THE GOVERNMENT

B. Sector-wise and Institution-wise Guarantees given by the State Government for repayment of Loans etc, raised by Statutory Corporations, Government Companies, Local Bodies and other Institutions during the year and sums Guaranteed outstanding as on 31 March 2016 are shown below:

Sector	Maximum	Outstanding	Additions	Deletions	Invoked during the		Outstanding	Guarantee Commission	Other	
	amount	at the	during	(other than	year	at the	or			
	Guaranteed	beginning	the year	invoked)		end of the	Fee	material		
	during the	of the year		during		year		details		
	year	2015-16		the year		2015-16				
	Principal	Principal			Discharged	Not Discharged	Receivable	Received		
1	2	3	4	5	6	7	8	9	10	11
(₹ in crore)										
<b>6. Urban Development and Housing - Concl.</b>										
Municipalities (33)	19.86	0.85	..	..	..	..	0.85	1.32	0.84	..
Notified Area Councils (40)	3.86	..	..	..	..	..	..	..	..	..
Odisha Water Supplies and Sewerage Board	1,00.08	..	..	..	..	..	..	3.11	1.61	..
<b>Total: Urban Development and Housing (86)</b>	<b>9,03.40</b>	<b>0.85</b>	<b>..</b>	<b>..</b>	<b>..</b>	<b>..</b>	<b>0.85</b>	<b>40.95</b>	<b>26.81</b>	<b>..</b>
<b>7. Other Infrastructure</b>										
Odisha Small Industries Corporation Limited	34.50	..	..	..	..	..	..	1.03	1.03	..
Industrial Promotion and Investment Corporation of Odisha Limited	27.89	..	..	..	..	..	..	0.99	0.99	..
Industrial Development Corporation of Odisha Limited	4,35.59	..	..	..	..	..	..	7.93	0.06	..
Odisha Forest Development Corporation Limited	2,09.75	..	..	..	..	..	..	1.78	1.78	..
Odisha State Seeds Corporation Limited	1.73	..	..	..	..	..	..	..	..	..
Odisha State Handloom Development Corporation Limited	4.94	..	..	..	..	..	..	0.14	..	..
Odisha Fish Seed Development Corporation Limited	3.13	..	..	..	..	..	..	..	..	..

## STATEMENT No. 20

## DETAILED STATEMENT OF GUARANTEES GIVEN BY THE GOVERNMENT

B. Sector-wise and Institution-wise Guarantees given by the State Government for repayment of Loans etc, raised by Statutory Corporations, Government Companies, Local Bodies and other Institutions during the year and sums Guaranteed outstanding as on 31 March 2016 are shown below:

Sector	Maximum	Outstanding	Additions	Deletions	Invoked during the		Outstanding	Guarantee Commission	Other	
	amount	at the	during	(other than	year	year	at the	or	material	details
	Guaranteed	beginning	the year	invoked)			end of the	Fee		
	during the	of the year		during			year			
	year	2015-16		the year			2015-16			
	Principal	Principal			Discharged	Not Discharged		Receivable	Received	
1	2	3	4	5	6	7	8	9	10	11
(₹ in crore)										
<b>7. Other Infrastructure-Concl.</b>										
Odisha State Warehousing Corporation Limited	2.87	..	..	..	..	..	..	0.18	0.18	..
ELCOMOS Electronics Limited Bhubaneswar	1.97	..	..	..	..	..	..	0.13	..	..
IPITRON Times Limited, Bhubaneswar	2.33	..	..	..	..	..	..	0.15	..	..
ELMARCE Limited, Bhubaneswar	2.50	..	..	..	..	..	..	0.17	..	..
KONARK T.V Limited, Bhubaneswar	6.90	..	..	..	..	..	..	0.48	..	..
Odisha State Electronic Development Corporation Limited	20.00	..	..	..	..	..	..	0.20	..	..
Odisha State Cashew Development Corporation Limited	4.09	..	..	..	..	..	..	..	..	..
Odisha Agro Industries Corporation Limited	2.00	..	..	..	..	..	..	0.19	0.19	..
Odisha Construction Corporation Limited	2.00	0.56	..	..	..	..	0.56	0.18	0.19	..
<b>Total: Other Infrastructure (16)</b>	<b>7,62.19</b>	<b>0.56</b>	<b>..</b>	<b>..</b>	<b>..</b>	<b>..</b>	<b>0.56</b>	<b>13.55</b>	<b>4.42</b>	<b>..</b>

**STATEMENT No. 20**

**DETAILED STATEMENT OF GUARANTEES GIVEN BY THE GOVERNMENT**

**B. Sector-wise and Institution-wise Guarantees given by the State Government for repayment of Loans etc, raised by Statutory Corporations, Government Companies, Local Bodies and other Institutions during the year and sums Guaranteed outstanding as on 31 March 2016 are shown below:**

Sector	Maximum amount Guaranteed during the year	Outstanding at the beginning of the year 2015-16	Additions during the year	Deletions (other than invoked) during the year	Invoked during the year	Discharged	Not Discharged	Outstanding at the end of the year 2015-16	Guarantee Commission or Fee	Commission Received	Other material details
1	2	3	4	5	6	7	8	9	10	11	
											(₹ in crore)
Odisha Tea Plantation Limited	2.20	..	..	..	..	..	..	0.02	..	..	
Odisha Khadi and Village Industries Limited	46.34	2.89	..	..	..	..	2.89	..	..	..	
Odisha Textile Mills	26.76	..	..	..	..	..	..	1.24	..	..	
<b>Total: Any other Sector (3)</b>	<b>75.30</b>	<b>2.89</b>	<b>..</b>	<b>..</b>	<b>..</b>	<b>..</b>	<b>2.89</b>	<b>1.26</b>	<b>..</b>	<b>..</b>	
<b>Total:</b>	<b>1,08,90.61</b>	<b>16,71.77</b>	<b>5.00</b>	<b>3,86.51</b>	<b>..</b>	<b>..</b>	<b>12,90.26</b>	<b>3,04.73</b>	<b>1,73.21#</b>		

\* Figures in brackets indicate the number of Institutions.

In consideration of the Guarantees given by the Government, the Institutions in some cases are required to pay Guarantee Commission at rates varying from 0.01 per cent to 1 per cent.

The materials for preparation of this statement has been obtained from the Finance Department, Government of Odisha with their letter No. FIN-CI-SG-0002-2016-19575/F, dt.13.07.2016 and No. 20246/F, dt. 20.07.2016.

**STATEMENT No. 20**

**DETAILED STATEMENT OF GUARANTEES GIVEN BY THE GOVERNMENT**

**(1) Guarantee Redemption Fund**

As per recommendations of Technical Committee of State Finance Secretaries and Reserve Bank of India, the Government of Odisha have created a "Guarantee Redemption Fund" with an annual contribution of ₹20.00 crore from 2002-03. The fund has been operated outside the State Government Account and is administered by the Reserve Bank of India, Nagpur. The proceeds from the fund are being invested and re-invested in Government of India Securities and this doesn't form a part of State Government Ways and Means Advance. The accumulation in the fund earns interest which would be utilised for meeting the payment obligation arising out of the guarantees. By the end of 31 March 2016 the balance under the fund has remained at ₹4,80.00 crore. An account of the fund is given below:-

	(₹ in crore)
(i) Opening Balance	4,80.00
(ii) Add - Amount transferred to the Fund during the year	..
(iii) Total	4,80.00
(iv) Deduct - Amount met from the Fund for discharge of Invoked Guarantees	..
(v) Closing Balance	4,80.00

However, Service Charges charged by the Reserve Bank of India for maintenance of the accounts of the Fund in a Current Account is given in Statement No. 21 and 22.

**(2) One Time Settlement of Guaranteed Loan (O.T.S)**

In order to inspire confidence in the middle of the Bankers/Financial Institutions, the State Government have responded in a positive manner by paying guaranteed loans of the borrowings institutions who have defaulted to service their debt in time. The State Government have discharged guaranteed liabilities for ₹7,56.71 crore through One Time Settlement upto the end of 31.03.2016. This has settled the outstanding principal amount of ₹6,95.34 crore resulting waiver of entire outstanding Interest, Penal Interest and Other Charges.

**(3) Restriction on Government Guarantee**

No law under Article 293 of the Constitution of India has been passed by the State Legislature laying down the limits within which the Government may give guarantees on the security of the Consolidated Fund of the State.

However, in pursuance of the recommendations of the Technical Committee of Finance Secretaries, the State Government have fixed administrative ceiling on guarantee during 2002-03 to regulate the guarantee vide Finance Department Resolution No. 52214/F dated 12.11.2002 which stipulates as under:-

"The Total outstanding Government Guarantees as on 1st day of April every year shall not exceed 100 per cent of the State Revenue Receipts of the second preceding year as reflected in the books of accounts maintained by the Accountant General. Attempt should be made to bring this gradually to the level of 80 per cent over next five years."

Accordingly, against the Revenue Receipt of ₹4,89,46.87 crore during 2013-14, the Total outstanding Guarantees as on 1 April 2015 works out to ₹16,71.77 crore which is within the administrative ceiling.



**STATEMENT No. 20**

---

**DETAILED STATEMENT OF GUARANTEES GIVEN BY THE GOVERNMENT**

---

**(4) Guarantee to Cover Principal Only :-**

With a view to limiting guarantee exposure of the State Government and ensuring effective monitoring such exposure, the State Government has taken a decision during November 2006 (Finance Department Resolution No.46546 dated 14.11.2006) that henceforth the Government Guarantee shall be confined to Principal amount borrowed by the Public Sector Undertakings/Urban Local Bodies/Co-operative Institutions/Companies etc.

**(5) Introduction of Escrow Account for New Guarantee:-**

In order to ensure fiscal discipline in Public Sector Undertakings/ Urban Local Bodies/ Co-operative Institutions and State-owned Companies etc. and to minimise the default on discharge of Government Guaranteed Loans, Government in Finance Department vide their Resolution No.11311/F dated 19.03.2004 have issued instructions that all Public Sector Undertakings/ Urban Local Bodies/ Co-operative Institutions and State-owned Companies etc. who have borrowed or intend to borrow against Government Guarantee, will open an Escrow Accounts in a Nationalised Bank for timely repayment of Guaranteed Loans. The proceeds of this account shall first be utilised for payment of dues of the Financial Institutions and it is only after meeting such payments that the surplus amount shall be diverted for other payments including Salaries.

**(6) Guarantee Invoked and Letter of Comfort Issued:-**

During the year 2015-16 Government have not invoked any guarantee and also not issued any Letter of Comfort.



## STATEMENT No. 21

## DETAILED STATEMENT ON CONTINGENCY FUND AND OTHER PUBLIC ACCOUNT TRANSACTIONS

Head of Account	Opening Balance as on 1 April 2015	Receipts	Disbursements	Closing Balance as on 31 March 2016	Net Increase (+) / Decrease (-)	Amount	Per cent
1	2	3	4	5	6	7	
(₹ in lakh)							
<b>PART-II- Contingency Funds</b>							
8000-Contingency Funds							
Appropriation from the Consolidated Funds	Cr 4,00,00.00	..	..	4,00,00.00 Cr	..	..	..
2210- Medical and Public Health	..	..	1,22,89.91	1,22,89.91 Dr	1,22,89.91	1,00.00	..
<b>Total - 8000</b>	<b>Cr 4,00,00.00</b>	<b>..</b>	<b>1,22,89.91</b>	<b>2,77,10.09 Cr</b>	<b>(-1,22,89.91)</b>	<b>-30.72</b>	<b>-30.72</b>
<b>Total- PART-II- Contingency Funds</b>	<b>Cr 4,00,00.00</b>	<b>..</b>	<b>1,22,89.91</b>	<b>2,77,10.09 Cr</b>	<b>(-1,22,89.91)</b>	<b>-30.72</b>	<b>-30.72</b>
<b>PART-III- Public Account</b>							
<b>I. Small Savings, Provident Funds etc.</b>							
<b>(b) State Provident Funds</b>							
8009-State Provident Funds	Cr 1,64,24,77.47	40,87,99.29	22,52,48.87	1,82,60,27.89 Cr	18,35,50.42	11.18	11.18
<b>Total -(b) State Provident Funds</b>	<b>Cr 1,64,24,77.47</b>	<b>40,87,99.29</b>	<b>22,52,48.87</b>	<b>1,82,60,27.89 Cr</b>	<b>18,35,50.42</b>	<b>11.18</b>	<b>11.18</b>
<b>(c) Other Accounts</b>							
8010-Trusts and Endowments							
105- Other Trusts	0.03	..	..	0.03	..	..	..
<b>Total - 8010</b>	<b>0.03</b>	<b>..</b>	<b>..</b>	<b>0.03 Cr</b>	<b>..</b>	<b>..</b>	<b>..</b>
8011-Insurance and Pension Funds							
105- State Government Insurance Funds	Cr 0.07			0.07 Cr			
106- Other Insurance and Pension Funds	Cr 12.85		3.94	8.91 Cr	(-3.94)	(-) 30.66	
<b>Total - 8011</b>	<b>Cr 12.92</b>	<b>..</b>	<b>3.94</b>	<b>8.98 Cr</b>	<b>(-3.94)</b>	<b>(-)30.50</b>	
8012-Special Deposits and Accounts							
123- Special Deposits of Employees Provident Funds	Cr 1.63						
<b>Total - 8012</b>	<b>Cr 1.63</b>	<b>..</b>	<b>..</b>	<b>1.63</b>	<b>..</b>	<b>..</b>	<b>..</b>

## STATEMENT No. 21

## DETAILED STATEMENT ON CONTINGENCY FUND AND OTHER PUBLIC ACCOUNT TRANSACTIONS

Head of Account	Opening Balance as on 1 April 2015	Receipts	Disbursements	Closing Balance as on 31 March 2016	Net Increase (+) / Decrease (-)	Amount	Per cent
1	2	3	4	5	6	7	
(₹ in lakh)							
<b>PART-III- Public Account - Contd.</b>							
<b>I. Small Savings, Provident Funds etc. - Concl'd.</b>							
<b>(c) Other Accounts - Concl'd.</b>							
8013-Other Deposits and Accounts							
01 Deposit Schemes for Retiring Employees							
101- Deposit Scheme for Retiring Government Employees, 1989	Cr	38.91	(-)0.10 (A)	..	38.81	(-)0.10	(-)0.26
<b>Total - 8013</b>	<b>Cr</b>	<b>38.91</b>	<b>(-)0.10</b>	<b>..</b>	<b>38.81</b>	<b>(-)0.10</b>	<b>(-)0.26</b>
<b>Total -(c) Other Accounts</b>	<b>Cr</b>	<b>53.49</b>	<b>(-)0.10</b>	<b>3.94</b>	<b>49.45 Cr</b>	<b>(-)4.04</b>	<b>-7.55</b>
<b>TOTAL - I. Small Savings, Provident Funds etc.</b>	<b>Cr</b>	<b>1,64,25,30.96</b>	<b>40,87,99.19</b>	<b>22,52,52.81</b>	<b>1,82,60,77.34 Cr</b>	<b>18,35,46.38</b>	<b>11.17</b>
<b>J. Reserve Fund</b>							
<b>(a) Reserve Funds bearing Interest</b>							
8121-General and Other Reserve Funds							
101- General and Other Reserve Funds of Government Commercial Departments/ Undertakings	Cr	1.88	..	..	1.88 Cr	..	..

(A) Minus balance is due to mis-classification and adjusted vide T.E. No. 485 to Head of Account 7610-800-Group Insurance Scheme.

## STATEMENT No. 21

## DETAILED STATEMENT ON CONTINGENCY FUND AND OTHER PUBLIC ACCOUNT TRANSACTIONS

Head of Account	Opening Balance as on 1 April 2015	Receipts	Disbursements	Closing Balance as on 31 March 2016	Net Increase (+) / Decrease (-)	
					Amount	Per cent
1	2	3	4	5	6	7
(₹ in lakh)						
<b>PART-III- Public Account - Contd.</b>						
<b>J. Reserve Funds - Contd.</b>						
8121-General and Other Reserve Funds - Concltd.						
122- State Disaster Response Funds	Cr 23,42.29	11,65,22.57 (A)	8,79,77.79 (B)	3,08,87.07 Cr	2,85,44.78	12,18.67
126- State Disaster Response Funds-Investment Account	..	7,66,12.20	7,66,12.20	..	..	1,00.00
<b>Total - 8121</b>	<b>Cr 23,44.17</b>	<b>19,31,34.77</b>	<b>16,45,89.99</b>	<b>3,08,88.95 Cr</b>	<b>2,85,44.78</b>	<b>12,17.69</b>
<b>Total -(a) Reserve Funds bearing Interest</b>	<b>Cr 23,44.17</b>	<b>19,31,34.77</b>	<b>16,45,89.99</b>	<b>3,08,88.95 Cr</b>	<b>2,85,44.78</b>	<b>12,17.69</b>
<b>(b) Reserve Funds not bearing Interest</b>						
8222-Sinking Funds						
<b>01- Appropriation for reduction or avoidance of Debt</b>						
101- Sinking Funds	Cr 50,42,85.82	..	0.88	50,42,84.94 Cr	(-)0.88	0.00
<b>02- Sinking Funds Investment Account</b>						
101- Sinking Funds-Investment Account	Dr 50,43,00.00	..	..	50,43,00.00 Dr	..	..
<b>Total - 8222</b>						
<b>Gross</b>	<b>Cr 50,42,85.82</b>	<b>..</b>	<b>0.88</b>	<b>50,42,84.94 Cr</b>	<b>(-)0.88</b>	<b>0.00</b>
<b>Investment</b>	<b>Dr 50,43,00.00</b>	<b>..</b>	<b>..</b>	<b>50,43,00.00 Dr</b>	<b>..</b>	<b>..</b>

(A) The details of amount credited as follows:-

(i) State's Contribution to SDRF:	₹1,86,75.00 lakh
(ii) Centre's Contribution to SDRF:	₹5,60,25.00 lakh
(iii) Grants from NDRF:	₹1,47,40.00 lakh
(iv) Unspent Balance of Previous Year deposited by the Government.	₹2,56,94.77 lakh
(v) Return from Investment	₹7,66,12.20 lakh
(v) Interest from Investment	₹13,87.80 lakh

**Total: ₹19,31,34.77 lakh**

(B) The details of expenditure is as follows:-

(i) Expenditure from S.D.R.F. :	₹8,79,77.79 lakh
(ii) Expenditure out of Investment:	₹7,66,12.20 lakh

**Total: ₹16,45,89.99 lakh**

## STATEMENT No. 21

## DETAILED STATEMENT ON CONTINGENCY FUND AND OTHER PUBLIC ACCOUNT TRANSACTIONS

Head of Account	Opening Balance as on 1 April 2015	Receipts	Disbursements	Closing Balance as on 31 March 2016	Net Increase (+) / Decrease (-)	
					Amount	Per cent
1	2	3	4	5	6	7
(₹ in lakh)						
<b>B - Public Account - Contd.</b>						
<b>J. Reserve Funds - Contd.</b>						
<b>(b) Reserve Funds not bearing Interest - Contd.</b>						
8223-Famine Relief Funds						
101- Odisha Famine Relief Funds	Cr	3,93.84	..	..	3,93.84 Cr	.. ..
<b>Total - 8223</b>	<b>Cr</b>	<b>3,93.84</b>	<b>..</b>	<b>..</b>	<b>3,93.84 Cr</b>	<b>.. ..</b>
8229-Development and Welfare Funds						
101- Development Funds for Educational Purposes	Cr	0.02	1,61.05	1,61.05	0.02 Cr	.. ..
109- Co-operative Development Funds	Cr	2.00	..	..	2.00 Cr	.. ..
123- Consumer Welfare Funds	Cr	26.42	..	..	26.42 Cr	.. ..
200- Other Development and Welfare Funds		..	0.02	..	0.02 Cr	0.02 1,00.00
<b>Total - 8229</b>	<b>Cr</b>	<b>28.44</b>	<b>1,61.07</b>	<b>1,61.05</b>	<b>28.46 Cr</b>	<b>0.02 0.07</b>
8235-General and Other Reserve Funds						
102- Zamindari Abolition Funds	Cr	59.19	..	..	59.19 Cr	.. ..
103- Religious and Charitable Endowment Funds	Cr	1.51	..	..	1.51 Cr	.. ..
117- Guarantee Redemption Funds	Cr	4,79,98.28	..	0.10	4,79,98.18 Cr	(-)0.10 0.00
120- Guarantee Redemption Fund- Investment Account	Dr	4,80,00.00	..	..	4,80,00.00 Dr	.. ..
200- Other Funds	Cr	3,01,16.88	..	..	3,01,16.88 (A) Cr	.. ..
<b>Total - 8235</b>						
<b>Gross</b>	<b>Cr</b>	<b>7,81,75.86</b>	<b>..</b>	<b>0.10</b>	<b>7,81,75.76 Cr</b>	<b>(-)0.10 0.00</b>
<b>Investment</b>	<b>Dr</b>	<b>4,80,00.00</b>	<b>..</b>	<b>..</b>	<b>4,80,00.00 Dr</b>	<b>.. ..</b>
<b>Total -(b) Reserve Funds not bearing Interest</b>						
<b>Gross</b>	<b>Cr</b>	<b>58,28,83.96</b>	<b>1,61.07</b>	<b>1,62.03</b>	<b>58,28,83.00 Cr</b>	<b>(-)0.96 0.00</b>
<b>Investment</b>	<b>Dr</b>	<b>55,23,00.00</b>	<b>..</b>	<b>..</b>	<b>55,23,00.00 Dr</b>	<b>.. ..</b>

(A) Includes Corpus Funds for Protection of Interest of Depositors ₹3,00.00 crore.

## STATEMENT No. 21

## DETAILED STATEMENT ON CONTINGENCY FUND AND OTHER PUBLIC ACCOUNT TRANSACTIONS

Head of Account	Opening Balance as on 1 April 2015	Receipts	Disbursements	Closing Balance as on 31 March 2016	Net Increase (+) / Decrease (-)	Amount	Per cent
1	2	3	4	5	6	7	
(₹ in lakh)							
<b>B - Public Account - Contd.</b>							
<b>J. Reserve Funds - Concl'd.</b>							
<b>TOTAL - J. Reserve Funds</b>							
Gross	Cr	58,52,28.13	19,32,95.84	16,47,52.02	61,37,71.95 Cr	2,85,43.83	4.88
Investment	Dr	55,23,00.00	..	..	55,23,00.00 Dr	..	..
<b>K. Deposits and Advances</b>							
<b>(a) Deposits bearing Interest</b>							
8342-Other Deposits							
103- Deposits of Government Companies, Corporations etc.	Cr	18,12.21	..	..	18,12.21 Cr	..	..
117- Defined Contribution Pension Scheme for Government Employees	Cr	22,54.85	4,71,13.73	4,65,35.52	28,33.06 Cr	5,78.21	25.64
120- Miscellaneous Deposits	Cr	9.56	12.92	..	22.48 Cr	12.92	1,35.15
<b>Total - 8342</b>	<b>Cr</b>	<b>40,76.62</b>	<b>4,71,26.65</b>	<b>4,65,35.52</b>	<b>46,67.75 Cr</b>	<b>5,91.13</b>	<b>14.50</b>
<b>Total -(a)Deposits bearing Interest</b>	<b>Cr</b>	<b>40,76.62</b>	<b>4,71,26.65</b>	<b>4,65,35.52</b>	<b>46,67.75 Cr</b>	<b>5,91.13</b>	<b>14.50</b>
<b>(b) Deposits not bearing Interest</b>							
8443-Civil Deposits							
101- Revenue Deposits	Cr	1,70,51.88	55.33	10,10.78	1,60,96.43 Cr	(-)9,55.45	-5.60
102- Customs and Opium Deposits	Cr	0.88	..	..	0.88 Cr	..	..
103- Security Deposits	Cr	47,93.99	2.71	21.98	47,74.72 Cr	(-)19.27	-0.40
104- Civil Courts Deposits	Cr	2,19,00.11	55,59.92	30,57.47	2,44,02.56 Cr	25,02.45	11.43
105- Criminal Courts Deposits	Cr	30,01.05	7,11.09	43.77	36,68.37 Cr	6,67.32	22.24
106- Personal Deposits	Cr	7,04,30.76	11,82,02.32	11,90,87.93	6,95,45.15 Cr	(-)8,85.61	-1.26
107- Trust Interest Funds	Cr	15.31	..	..	15.31 Cr	..	..
108- Public Works Deposits	Cr	27,42,08.47	27,13,53.64	24,03,43.11	30,52,19.00 Cr	3,10,10.53	11.31

## STATEMENT No. 21

## DETAILED STATEMENT ON CONTINGENCY FUND AND OTHER PUBLIC ACCOUNT TRANSACTIONS

Head of Account		Opening Balance as on 1 April 2015	Receipts	Disbursements	Closing Balance as on 31 March 2016	Net Increase (+) / Decrease (-)	
						Amount	Per cent
1		2	3	4	5	6	7
						(₹ in lakh)	
<b>B - Public Account - Contd.</b>							
<b>K. Deposits and Advances - Contd.</b>							
<b>(b) Deposits not bearing Interest - Contd.</b>							
8443-Civil Deposits - Contd.							
109- Forest Deposits	Cr	79,20.59	55.52	1,54.44	78,21.67 Cr	(-)98.92	(-)1.25
110- Deposits of Police Funds	Cr	18.41	..	..	18.41 Cr	..	..
111- Other Departmental Deposits	Cr	8,06,30.24	1,86,01.67	2,90,19.32	7,02,12.59 Cr	(-)1,04,17.65	(-)12.92
112- Deposits for purchases etc., in India	Cr	34.84	..	..	34.84 Cr	..	..
116- Deposits under various Central and State Acts	Cr	45,13.98	(-)36,05.29 (A)	6.34	9,02.35 Cr	(-)36,11.63	(-)80.01
117- Deposits for work done for Public Bodies or Private individuals	Cr	7,46,08.25	28,05.23	90,06.09	6,84,07.39 Cr	(-)62,00.86	(-)8.31
118- Deposits of Fees received by Government servants for work done for Private bodies	Cr	5.30	..	..	5.30 Cr	..	..
121- Deposits in Connection with Elections	Cr	6.11	(-)0.70 (B)	..	5.41 Cr	(-)0.70	(-)11.46
123- Deposits of Educational Institutions	Cr	52,96.43	16,29.14	13,43.54	55,82.03 Cr	2,85.60	5.39
124- Unclaimed Deposits in the General Provident Funds	Cr	0.46	..	..	0.46 Cr	..	..
126- Unclaimed Deposits in other Provident Funds	Cr	0.33	..	..	0.33 Cr	..	..
800- Other Deposits	Cr	3,82,88.85	11,47.95	49,52.53	3,44,84.27 Cr	(-)38,04.58	(-)9.94
<b>Total - 8443</b>	<b>Cr</b>	<b>60,27,26.24</b>	<b>41,65,18.53</b>	<b>40,80,47.30</b>	<b>61,11,97.47 Cr</b>	<b>84,71.23</b>	<b>1.41</b>
8448-Deposits of Local Funds							
102- Municipal Funds	Cr	1,37,19.57	7,13,16.64	6,14,57.71	2,35,78.50 Cr	98,58.93	71.86
103- Cantonment Funds	Cr	0.04	..	..	0.04 Cr	..	..
104- Funds of Insurance Association of India	Cr	24,02.75	3,15,51.62	3,14,95.79	24,58.58 Cr	55.83	2.32
105- State Transport Corporation Funds	Cr	10.27	..	..	10.27 Cr	..	..
106- Funds of the Indian Council of Agricultural Research	Cr	3,81.30	..	..	3,81.30 Cr	..	..
<b>(ICAR)</b>							

(A) & (B): Minus Balance due to adjustment of Lapsed Deposit and Transfer Entry has been made to 0075-Miscellaneous General Service

## STATEMENT No. 21

## DETAILED STATEMENT ON CONTINGENCY FUND AND OTHER PUBLIC ACCOUNT TRANSACTIONS

Head of Account		Opening Balance as on 1 April 2015	Receipts	Disbursements	Closing Balance as on 31 March 2016	Net Increase (+) / Decrease (-)	
						Amount	Per cent
1		2	3	4	5	6	7
(₹ in lakh)							
<b>B - Public Account - Contd.</b>							
<b>K. Deposits and Advances - Concl'd.</b>							
<b>(b) Deposits not bearing Interest - Concl'd.</b>							
8448-Deposits of Local Funds - Contd.							
107- State Electricity Boards Working Funds	Cr	3,89.62	..	..	3,89.62 Cr	..	..
109- Panchayat Bodies Funds	Cr	2,51,60.72	1,52,63.22	1,48,82.89	2,55,41.05 Cr	3,80.33	1.51
110- Education Funds	Cr	74.66	..	..	74.66 Cr	..	..
111- Medical and Charitable Funds	Cr	4,20.84	1,78.12	78.66	5,20.30 Cr	99.46	23.63
112- Port and Marine Funds	Cr	0.16	..	..	0.16 Cr	..	..
120- Other Funds	Cr	75.52	..	..	75.52 Cr	..	..
<b>Total - 8448</b>	<b>Cr</b>	<b>4,26,35.45</b>	<b>11,83,09.60</b>	<b>10,79,15.05</b>	<b>5,30,30.00 Cr</b>	<b>1,03,94.55</b>	<b>24.38</b>
8449-Other Deposits							
103- Subventions from Central Road Funds		..	1,25,98.00	1,20,16.85	5,81.15 Cr	5,81.15	1,00.00
105- Deposits of Market Loans		..	10,00,00.00	10,00,00.00	..	..	1,00.00
120- Miscellaneous Deposits	Cr	3,95,78.37	30,23.00	..	4,26,01.37 Cr	30,23.00	7.64
<b>Total - 8449</b>	<b>Cr</b>	<b>3,95,78.37</b>	<b>11,56,21.00</b>	<b>11,20,16.85</b>	<b>4,31,82.52 Cr</b>	<b>36,04.15</b>	<b>9.11</b>
<b>Total -(b) Deposits not bearing Interest</b>	<b>Cr</b>	<b>68,49,40.06</b>	<b>65,04,49.13</b>	<b>62,79,79.20</b>	<b>70,74,09.99 Cr</b>	<b>2,24,69.93</b>	<b>3.28</b>
<b>(c) Advances</b>							
8550-Civil Advances							
101- Forest Advances	Dr	1,94.32	2,23,75.35	2,24,09.20	2,28.17 Dr	33.85	17.42
102- Revenue Advances	Dr	2.29	..	..	2.29 Dr	..	..
103- Other Departmental Advances	Dr	61.36	..	..	61.36 Dr	..	..
104- Other Advances	Dr	8,15.07	0.65	4.97	8,19.39 Dr	4.32	0.53
<b>Total - 8550</b>	<b>Dr</b>	<b>10,73.04</b>	<b>2,23,76.00</b>	<b>2,24,14.17</b>	<b>11,11.21 Dr</b>	<b>38.17</b>	<b>3.56</b>
<b>Total -(c) Advances</b>	<b>Dr</b>	<b>10,73.04</b>	<b>2,23,76.00</b>	<b>2,24,14.17</b>	<b>11,11.21 Dr</b>	<b>38.17</b>	<b>3.56</b>
<b>TOTAL - K. Deposits and Advances</b>	<b>Cr</b>	<b>68,79,43.64</b>	<b>71,99,51.78</b>	<b>69,69,28.89</b>	<b>71,09,66.53 Cr</b>	<b>2,30,22.89</b>	<b>3.35</b>



## STATEMENT No. 21

## DETAILED STATEMENT ON CONTINGENCY FUND AND OTHER PUBLIC ACCOUNT TRANSACTIONS

Head of Account		Opening Balance as on 1 April 2015	Receipts	Disbursements	Closing Balance as on 31 March 2016	Net Increase (+) / Decrease (-)		
						Amount	Per cent	
1		2	3	4	5	6	7	
							(₹ in lakh)	
<b>B - Public Account - Contd.</b>								
<b>L. Suspense and Miscellaneous</b>								
<b>(b) Suspense Accounts</b>								
8658-Suspense Accounts								
101- Pay and Accounts Office-Suspense	Dr	21,59.21	9.35	18,93.92	40,43.78 Dr	18,84.57	87.28	
102- Suspense Account (Civil)	Cr	24,58.01	1,23,51.30	1,25,36.88	22,72.43 Cr	(-)1,85.58	-7.55	
109- Reserve Bank Suspense-Headquarters	Dr	1,77.98	1,51.90	(-)24.68	1.40 Dr	(-)1,76.58	-99.21	
110- Reserve Bank Suspense-Central Accounts Office	Dr	29,86.77	..	(-)2,31.53	27,55.25 Dr	(-)2,31.53	-7.75	
112- Tax Deducted at Source (TDS) Suspense	Cr	1,30,11.58	48,43.50	..	1,78,55.08 Cr	48,43.50	37.22	
113- Provident Funds Suspense	Dr	2.86	..	..	2.86 Dr	..	..	
117- Transactions on behalf of the Reserve Bank	Dr	19.65	..	..	19.65 Dr	..	..	
120- Additional Dearness Allowance Deposit Suspense	Dr	0.02	..	..	0.02 Dr	..	..	
121- Additional Dearness Allowance Deposit Suspense	Cr	0.01	..	..	0.01 Cr	..	..	
123- AIS Officers' Group Insurance Scheme	Cr	11.90	1.86	14.17	0.41 Dr	(-)12.31	(-) 1,03.45	
126- Broadcasting Receiver Licence Fee Suspense	Cr	0.64	..	..	0.64 Cr	..	..	
136- Customs Receipts awaiting transfer to the Receipt Head	Cr	0.23	..	..	0.23 Cr	..	..	
<b>Total - 8658</b>	<b>Cr</b>	<b>1,01,35.87</b>	<b>1,73,57.91</b>	<b>1,41,88.76</b>	<b>1,33,05.02 Cr</b>	<b>31,69.15</b>	<b>31.27</b>	
<b>Total -(b)Suspense Accounts</b>	<b>Cr</b>	<b>1,01,35.87</b>	<b>1,73,57.91</b>	<b>1,41,88.76</b>	<b>1,33,05.02 Cr</b>	<b>31,69.15</b>	<b>31.27</b>	
<b>(c) Other Accounts</b>								
8670-Cheques and Bills								
103- Departmental Cheques	Cr	42.01	29.51	..	71.52 Cr	29.51	70.25	
111 Pay and Accounts Offices Electronic Advices	Dr	0.01	0.01	..	..	0.01	1,00.00	
<b>Total - 8670</b>	<b>Cr</b>	<b>42.00</b>	<b>29.52</b>	<b>..</b>	<b>71.52 Cr</b>	<b>29.52</b>	<b>70.25</b>	

## STATEMENT No. 21

## DETAILED STATEMENT ON CONTINGENCY FUND AND OTHER PUBLIC ACCOUNT TRANSACTIONS

Head of Account	Opening Balance as on 1 April 2015	Receipts	Disbursements	Closing Balance as on 31 March 2016	Net Increase (+) / Decrease (-)	
					Amount	Per cent
1	2	3	4	5	6	7
(₹ in lakh)						
<b>B - Public Account - Contd.</b>						
<b>L. Suspense and Miscellaneous - Contd.</b>						
<b>(c) Other Accounts - Concl'd.</b>						
8671-Departmental Balances						
101- Civil	Dr 21,03.93	7,51.59	7,59.34	21,11.68 Dr	7.75	0.37
<b>Total - 8671</b>	<b>Dr 21,03.93</b>	<b>7,51.59</b>	<b>7,59.34</b>	<b>21,11.68 Dr</b>	<b>7.75</b>	<b>0.37</b>
8672-Permanent Cash Imprest						
101- Civil	Dr 32.84	..	0.11	32.95 Dr	0.11	0.33
<b>Total - 8672</b>	<b>Dr 32.84</b>	<b>..</b>	<b>0.11</b>	<b>32.95 Dr</b>	<b>0.11</b>	<b>0.33</b>
8673-Cash Balance Investment Account						
101- Cash Balance Investment Account	Dr 38,70,55.44	13,44,22,77.03	13,63,88,45.10	58,36,23.51 Dr	19,65,68.06	50.79
<b>Total - 8673</b>	<b>Dr 38,70,55.44</b>	<b>13,44,22,77.03</b>	<b>13,63,88,45.10</b>	<b>58,36,23.51 Dr</b>	<b>19,65,68.06</b>	<b>50.79</b>
8674-Security Deposits made by Government						
101- Security Deposits made by Government	Dr 2,55.82	(-)0.01	38.00	2,93.83 Dr	38.01	14.86
<b>Total - 8674</b>	<b>Dr 2,55.82</b>	<b>(-)0.01</b>	<b>38.00</b>	<b>2,93.83 Dr</b>	<b>38.01</b>	<b>14.86</b>
<b>Total -(c)Other Accounts</b>	<b>Dr 38,94,06.03</b>	<b>13,44,30,58.13</b>	<b>13,63,96,42.55</b>	<b>58,59,90.45 Dr</b>	<b>19,65,84.42</b>	<b>50.48</b>
<b>(d) Accounts with Governments of Foreign Countries</b>						
8679-Accounts with Government of other countries						
105- Pakistan	Dr 0.12	..	..	0.12 Dr	..	..
<b>Total - 8679</b>	<b>Dr 0.12</b>	<b>..</b>	<b>..</b>	<b>0.12 Dr</b>	<b>..</b>	<b>..</b>
<b>Total -(d)Accounts with Governments of Foreign Countries</b>	<b>Dr 0.12</b>	<b>..</b>	<b>..</b>	<b>0.12 Dr</b>	<b>..</b>	<b>..</b>

## STATEMENT No. 21

## DETAILED STATEMENT ON CONTINGENCY FUND AND OTHER PUBLIC ACCOUNT TRANSACTIONS

Head of Account	Opening Balance as on 1 April 2015	Receipts	Disbursements	Closing Balance as on 31 March 2016	Net Increase (+) / Decrease (-)	
					Amount	Per cent
1	2	3	4	5	6	7
(₹ in lakh)						
<b>B - Public Account - Contd.</b>						
<b>L. Suspense and Miscellaneous - Concl'd.</b>						
<b>(e) Miscellaneous</b>						
8680-Miscellaneous Government Accounts						
102- Writes-off from Heads of Account closing balance	..	..	..	..	..	1,00.00
<b>Total - 8680</b>	..	..	..	..	..	<b>1,00.00</b>
<b>Total -(e) Miscellaneous</b>	..	..	..	..	..	<b>1,00.00</b>
<b>TOTAL - L. Suspense and Miscellaneous</b>	<b>Dr 37,92,70.28</b>	<b>13,46,04,16.04</b>	<b>13,65,38,31.31</b>	<b>57,26,85.55</b>	<b>Dr 19,34,15.27</b>	<b>51.00</b>
<b>M. Remittances</b>						
<b>(a) Money Orders and other Remittances</b>						
8782-Cash Remittances and adjustments between officers rendering accounts to the same Accounts Officer						
101- Cash Remittances between Treasuries and Currency	Dr 91.44	..	..	91.44	Dr ..	..
102- Public Works Remittances	Dr 13,73.69	1,73,29,23.16	1,73,19,34.20	3,84.73	Dr (-)9,88.97	(-)71.99
103- Forest Remittances	Cr 39,48.68	3,74,24.37	4,33,97.17	20,24.12	Dr (-)19,24.57	(-)48.74
105- Reserve Bank of India Remittances	Dr 0.50	..	..	0.50	Dr ..	..
<b>Total - 8782</b>	<b>Cr 24,83.05</b>	<b>1,77,03,47.53</b>	<b>1,77,53,31.37</b>	<b>25,00.79</b>	<b>Dr 17.74</b>	<b>0.71</b>
<b>Total -(a)Money Orders and other Remittances</b>	<b>Cr 24,83.05</b>	<b>1,77,03,47.53</b>	<b>1,77,53,31.37</b>	<b>25,00.79</b>	<b>Dr 17.74</b>	<b>0.71</b>
<b>(b) Inter Government Adjustment Account</b>						
8786-Adjusting Account between Central and State						
	Dr 0.24	..	..	0.24	Dr ..	..
<b>Total - 8786</b>	<b>Dr 0.24</b>	<b>..</b>	<b>..</b>	<b>0.24</b>	<b>Dr ..</b>	<b>..</b>
8793-Inter-State Suspense Account						
	Dr					
101- AG(A&E), Andhra Pradesh	Dr 0.90	..	0.18	1.08	Dr 0.18	20.00
102- AG(A&E), Assam	Dr 0.89	..	2.99	3.88	Dr 2.99	3,35.96

## STATEMENT No. 21

## DETAILED STATEMENT ON CONTINGENCY FUND AND OTHER PUBLIC ACCOUNT TRANSACTIONS

Head of Account		Opening Balance as on 1 April 2015	Receipts	Disbursements	Closing Balance as on 31 March 2016	Net Increase (+) / Decrease (-)	
						Amount	Per cent
1		2	3	4	5	6	7
(₹ in lakh)							
<b>B - Public Account - Contd.</b>							
<b>M. Remittances - Contd.</b>							
<b>(b) Inter Government Adjustment Account - Contd.</b>							
8793-Inter-State Suspense Account - Contd.							
103- AG(A&E), Bihar	Dr	2.68	..	3.47	6.15 Dr	3.47	1,29.48
104- AG(A&E), Gujarat		..	..	1.10	1.10 Dr	1.10	1,00.00
105- AG(A&E), Haryana	Dr	1.16	..	2.25	3.41 Dr	2.25	1,93.97
106- AG(A&E), Kerala	Cr	0.58	(-)0.58	..	..	(-)0.58	(-) 1,00.00
107- AG(A&E), Madhya Pradesh	Dr	1.14	..	0.02	1.16 Dr	0.02	1.75
108- AG(A&E), Tamil Nadu	Dr	0.28	..	..	0.28 Dr	..	..
109- AG(A&E), Maharashtra	Dr	0.23	..	0.08	0.31 Dr	0.08	34.78
111- AG(A&E), Nagaland	Dr	2.82	..	2.77	5.59 Dr	2.77	98.23
113- AG(A&E), Punjab	Dr	0.08	..	0.75	0.83 Dr	0.75	9,37.50
114- AG(A&E), Rajasthan	Dr	0.07	..	..	0.07 Dr	..	..
115- AG(A&E), Uttar Pradesh	Dr	0.13	..	0.30	0.43 Dr	0.30	2,30.77
116- AG(A&E), West Bengal	Dr	97.55	(-)0.70	91.45	1,89.70 Dr	92.15	94.46
117- AG(A&E), Meghalaya	Dr	0.39	..	0.47	0.86 Dr	0.47	1,20.58
119- AG(A&E), Manipur	Dr	0.69	..	0.02	0.71 Dr	0.02	2.90
120- AG(A&E), Tripura	Dr	0.08	(-)0.07	28.74	28.89 Dr	28.81	3,60,12.50
121- AG(A&E), Mizoram	Dr	0.21	0.10	(-)0.03	0.08 Dr	(-)0.13	(-)61.90
122- AG(A&E), Arunachal Pradesh	Dr	2.38	..	1.39	3.77 Dr	1.39	58.40
124- AG(A&E), Chhatishgarh	Dr	1.10	..	0.35	1.45 Dr	0.35	31.82
125- AG(A&E), Jharkhand	Dr	3.94	..	11.64	15.58 Dr	11.64	2,95.43
126- AG(A&E), Uttaranchal	Dr	0.16	..	..	0.16 Dr	..	..
128- AG(A&E), Jammu & Kashmir		..	..	3.47	3.47 Dr	3.47	1,00.00

**STATEMENT No. 21**

**DETAILED STATEMENT ON CONTINGENCY FUND AND OTHER PUBLIC ACCOUNT TRANSACTIONS**

Head of Account	Opening Balance as on 1 April 2015	Receipts	Disbursements	Closing Balance as on 31 March 2016	Net Increase (+) / Decrease (-)	Amount	Per cent
1	2	3	4	5	6	7	
					(₹ in lakh)		
<b>B - Public Account - Concl'd.</b>							
<b>M. Remittances - Concl'd.</b>							
<b>(b) Inter Government Adjustment Account - Concl'd.</b>							
Total - 8793	Dr 1,16.30	(-) 1.25	1,51.41	2,68.96	1,52.66	1,31.26	
Total -(b) Inter Government Adjustment Account	Dr 1,16.54	(-)1.25	1,51.41	2,69.20	Dr 1,52.66	1,30.99	
<b>TOTAL - M. Remittances</b>	Cr 23,66.51	1,77,03,46.28	1,77,54,82.78	27,69.99	Dr 51,36.50	2,17.05	
<b>Total- PART-III- PUBLIC ACCOUNT</b>	Cr 1,98,64,98.96	16,55,28,09.13	16,51,62,47.81	2,02,30,60.28	Cr 3,65,61.32	1.84	
<b>N. Cash Balance</b>							
<b>8999 Cash Balance</b>							
102 Deposits with Reserve Bank	5,78,65.39	..	..	6,66,99.49	88,34.10	15.27	
<b>Total- (8999)</b>	5,78,65.39	..	..	6,66,99.49	88,34.10	15.27	
<b>Total- N.Cash Balance</b>	5,78,65.39	..	..	6,66,99.49 (A)	88,34.10	15.27	

(A) There was a difference of ₹3.67 crore (Net Debit) between the figure reflected in the Accounts ₹6,66.99 crore (Net Debit) and that intimated by the Reserve Bank of India ₹6,63.32 crore (Net Credit) relating to Deposits with Reserve Bank of India included in the Cash Balance. After reconciliation and adjustment the difference is reduced to ₹1.79 crore (Net Debit) (June 2016).

## STATEMENT No. 21

## DETAILED STATEMENT ON CONTINGENCY FUND AND OTHER PUBLIC ACCOUNT TRANSACTIONS

## ANNEXURE

## Analysis of Suspense Balance and Remittance Balances

Sl. No.	Head of Account Ministry/ Department with which pending	Balance as on 31 March 2016		Nature of transactions in brief	Earliest year from which pending	Impact of outstanding on Cash Balance
		Dr.	Cr.			
(₹ in lakh)						
<b>I. 8658-Suspense Accounts</b>						
<b>101-Pay and Accounts Office-Suspense</b>						
(i)	PAO Central Pension Accounts Office, New Delhi	27,09.64	(-) 22.72	Payment made by State Govt. to Central Govt. Civil Pensioners	1990-91	Increase in Cash Balance
(ii)	PAO (CBI), New Delhi	..	5.95	Dues of Central / State Govt. Staff	1990-91	Decrease in Cash Balance
(iii)	PAO (Law & Justice), Supreme Court, New Delhi	1.89	(-) 8.20	Dues of Central / State Govt. Staff	1990-91	Increase in Cash Balance
(iv)	PAO AG Odisha, Bhubaneswar	(-) 4.85	34.15	HBA, MCA recovery from Divisional Accountants	1990-91	Decrease in Cash Balance
(v)	PAO Ministry of Finance, Dept of Economic Affairs, New Delhi	25.99	..	This head is intended for initial record of transaction between Central Civil Ministry and State Govt.	1990-91	Increase in Cash Balance
(vi)	PAO Ministry of Shipping Transport, New Delhi	..	1,03.12	Claims of National highway	1990-91	Decrease in Cash Balance
(vii)	PAO Ministry of Surface Transport, Kolkata	13,86.23	(-) 19.12	Claims of National highway	1990-91	Increase in Cash Balance
(viii)	PAO Ministry of Surface Transport, New Delhi	1.84	3.70	Claims of National highway	1990-91	Decrease in Cash Balance
(ix)	Controller of Defence Account Navy, Mumbai	10.96	..			
(x)	Others	11.34	2.38	Misc. Transactions	1990-91	Increase in Cash Balance
<b>Total - 101-Pay and Accounts Office-Suspense</b>		<b>41,43.04</b>	<b>99.26</b>			
<b>102-Suspense Account (Civil)</b>						
(a)(i)	Objection Book Suspense	4,56.10	2,06.11	Wanting voucher/challan and mistakes in totalling	1987-88	No impact
(a)(ii)	Other Suspense	1,25,26.08	1,57,77.75	Wanting voucher/challan ,decretal dues etc.	1971-72	No impact

## STATEMENT No. 21

## DETAILED STATEMENT ON CONTINGENCY FUND AND OTHER PUBLIC ACCOUNT TRANSACTIONS

## ANNEXURE

## Analysis of Suspense Balance and Remittance Balances

Sl. No.	Head of Account Ministry/ Department with which pending	Balance as on 31 March 2016		Nature of transactions in brief	Earliest year from which pending	Impact of outstanding on Cash Balance
		Dr.	Cr.			
<b>102-Suspense Account (Civil) - Concl'd.</b>						
(b) Account with Railways						
	(b)(i) South-Eastern Railway	1,14.52	..	The claim of pension payment paid on behalf of South-Eastern Railway	1990-91	Increase in Cash Balance
	(b)(ii) Western Railway	..	19.89	The claim of pension payment paid on behalf of Western Railway	1990-91	Decrease in Cash Balance
	(b)(iii) Eastern Railway	73.48	..	The claim of pension payment paid on behalf of Eastern Railway	1990-91	Increase in Cash Balance
	(b)(iv) Northern Railway	0.21	..	The claim of pension payment paid on behalf of Northern Railway	1990-91	Increase in Cash Balance
	(b)(v) North-Frontier Railways	14.35	0.12	The claim of pension payment paid on behalf of North-Frontier Railway	1990-91	Increase in Cash Balance
	(b)(vi) Central Railway	11.36	..	The claim of pension payment paid on behalf of Central Railway	1990-91	Increase in Cash Balance
	(b)(vii) East-Coast Railways	0.36	0.20	The claim of pension payment paid on behalf of East-Coast Railway	1990-91	Increase in Cash Balance
	(c)(i) CDA (Pension), Allahabad	5,37.93	12.38	The claim of pension payment paid on behalf of Defence	1990-91	Increase in Cash Balance
	(c)(ii) CDA (Pension), Patna	62.09	0.82	The claim of pension payment paid on behalf of Defence	1990-91	Increase in Cash Balance
	(c)(iii) CDA (Pension), Meerut	3.03	..	The claim of pension payment paid on behalf of Defence	2013-14	Increase in Cash Balance
(d) Account with P&T						Increase in Cash
	(d)(i) Deputy Director of Accounts (Postal), Cuttack	13.73	66.05	P&T transaction	1990-91	Decrease in Cash Balance
	(d)(ii) Deputy Director, Postal Life Insurance, Kolkata	..	2.32	Postal Life Insurance Contribution	1990-91	Decrease in Cash Balance
	(d)(iii) The Senior Post Master, Bhubaneswar, GPO	..	0.03			
<b>Total - 102-Suspense Account (Civil)</b>		<b>1,38,13.24</b>	<b>1,60,85.67</b>			

## STATEMENT No. 21

## DETAILED STATEMENT ON CONTINGENCY FUND AND OTHER PUBLIC ACCOUNT TRANSACTIONS

## ANNEXURE

## Analysis of Suspense Balance and Remittance Balances

Sl. No.	Head of Account Ministry/ Department with which pending	Balance as on 31 March 2016		Nature of transactions in brief	Earliest year from which pending	Impact of outstanding on Cash Balance
		Dr.	Cr.			
				(₹ in lakh)		
	<b>109-Reserve Bank Suspense-(Headquarters)</b>	1.40	..	The claims to be settled with the Ministries/Department	1990-91	Decrease in Cash Balance
	<b>110-Reserve Bank Suspense-Central Accounts Office</b>	42,32.88	14,77.63	Transaction at CAS, RBI, Nagpur	1990-91	No impact
	<b>112-Tax Deducted at Source(TDS) Suspense</b>	..	1,78,55.08	Receipt on account of Income Tax etc. deducted at source (TDS) to be payable to CBDT by means of Draft	1990-91	Decrease in Cash Balance
	<b>123-AIS Officers' Group Insurance Scheme</b>	53.60	53.19	Adjustment of contribution and final payment on behalf of A.I.S. Officers Group Insurance Scheme	2005-06	Decrease in Cash Balance
<b>II. 8782-Cash Remittances and adjustments between officers rendering accounts to the same Accounts Officer</b>						
<b>102-Public Works Remittances</b>						
	(i) Head-I-Remittance into treasuries		7,73.50	Amount credited by P.W.D. into Treasury	2007-08	Increase in Cash Balance
	(ii) Head-II-P.W. Cheques	11,58.70	..	Issue of Cheques to Contractors	2007-08	Increase in Cash Balance
	(iv) Head-III(b)-Other Remittances	..	0.47	Item adjustable by the P.W.D. By Book adjustment	2007-08	No impact
<b>Total - 102-Public Works Remittances</b>		<b>11,58.70</b>	<b>7,73.97</b>			
<b>103-Forest Remittances</b>						
	(i) Head-I-Remittances in Treasuries	20,01.00	..	The Revenue of Forest Division deposited in the Treasuries	2007-08	No impact
	(ii) Head-II-Forest Cheques	23.12	..	Cheques issued by the Forest Division to parties	2007-08	Decrease in Cash Balance
<b>Total - 103-Forest Remittances</b>		<b>20,24.12</b>	<b>..</b>			
<b>III. 8793-Inter-State Suspense Account</b>						
		2,69.51	0.55	Inter-State Pension claims	2004-05	Increase in Cash Balance



## STATEMENT No. 22

## DETAILED STATEMENT ON INVESTMENT OF EARMARKED BALANCES

Name of Reserve Fund or Deposit Account	Balance as on 1 April 2015			Balance as on 31 March 2016		
	Cash	Investment	Total	Cash	Investment	Total
1	2	3	4	5	6	7
(₹ in lakh)						
<b>J. Reserve Fund</b>						
<b>(a) Reserve Funds Bearing Interest</b>						
<b>8115 Depreciation/Renewal Reserve Fund</b>						
103 Depreciation Reserve Fund						
Government Commercial Departments and Undertakings						
Hirakud Dam Project Stage-I &II	..	..	..	..	..	..
Duduma Transmission Scheme	..	..	..	..	..	..
Hirakud Power Utilisation Scheme	..	..	..	..	..	..
Cuttack Thermal Scheme	..	..	..	..	..	..
Baripada Electricity Supply Scheme	..	..	..	..	..	..
Town Electrification Scheme Group-I	..	..	..	..	..	..
Town Electrification Scheme Group-II	..	..	..	..	..	..
Electrification of Small Towns and Rural Areas, Group-III	..	..	..	..	..	..
Expansion of Power Facilities	..	..	..	..	..	..
Talcher Thermal Scheme	..	..	..	..	..	..
<b>Total- 103</b>	..	..	..	..	..	..
<b>Total -8115</b>	..	..	..	..	..	..
<b>8121 General and Other Reserve Funds</b>						
101 General and Other Reserve Funds of Government Commercial Departments/ Undertakings	1.88	..	1.88	1.88	..	1.88
122 State Disaster Response Fund	23,42.29	..	23,42.29	3,08,87.07	..	3,08,87.07
<b>Total -8121</b>	<b>23,44.17</b>	<b>..</b>	<b>23,44.17</b>	<b>3,08,88.95</b>	<b>..</b>	<b>3,08,88.95</b>
<b>Total-(a) Reserve Funds Bearing Interest</b>	<b>23,44.17</b>	<b>..</b>	<b>23,44.17</b>	<b>3,08,88.95</b>	<b>..</b>	<b>3,08,88.95</b>

## STATEMENT No. 22

## DETAILED STATEMENT ON INVESTMENT OF EARMARKED BALANCES

Name of Reserve Fund or Deposit Account	Balance as on 1 April 2015			Balance as on 31 March 2016		
	Cash	Investment	Total	Cash	Investment	Total
1	2	3	4	5	6	7

(₹ in lakh)

**J. Reserve Fund- Contd.****(b) Reserve Funds not Bearing Interest****8222 Sinking Funds****01 Appropriation for Reduction or Avoidance of Debt**

101 Consolidated Sinking Funds	(-)14.18	50,43,00.00	50,42,85.82	(-)15.06	50,43,00.00	50,42,84.94
<b>Total- 01</b>	(-)14.18	50,43,00.00	50,42,85.82	(-)15.06	50,43,00.00	50,42,84.94
<b>Total -8222</b>	<b>(-)14.18</b>	<b>50,43,00.00</b>	<b>50,42,85.82</b>	<b>(-)15.06</b>	<b>50,43,00.00</b>	<b>50,42,84.94</b>

**8223 Famine Relief Fund**

101 Odisha Famine Relief Fund	3,93.84	..	3,93.84	3,93.84	..	3,93.84
<b>Total -8223</b>	<b>3,93.84</b>	<b>..</b>	<b>3,93.84</b>	<b>3,93.84</b>	<b>..</b>	<b>3,93.84</b>

**8229 Development and Welfare Funds**

101 Development Funds for Educational Purposes	0.02	..	0.02	0.02	..	0.02
103 Development Funds for Agricultural Purposes	..	..	..	..	..	..
109 Co-operative Development Funds	2.00	..	2.00	2.00	..	2.00
123 Consumer Welfare Fund	26.42	..	26.42	26.42	..	26.42
200 Other Development and Welfare Fund	..	..	..	0.02	..	0.02
<b>Total -8229</b>	<b>28.44</b>	<b>..</b>	<b>28.44</b>	<b>28.46</b>	<b>..</b>	<b>28.46</b>

## STATEMENT No. 22

## DETAILED STATEMENT ON INVESTMENT OF EARMARKED BALANCES

Name of Reserve Fund or Deposit Account	Balance as on 1 April 2015			Balance as on 31 March 2016		
	Cash	Investment	Total	Cash	Investment	Total
1	2	3	4	5	6	7

(₹ in lakh)

**J. Reserve Fund- Concl.****(b) Reserve Funds not Bearing Interest- Concl.****8235 General and Other Reserve Funds**

102 Zamindari Abolition Fund	59.19	..	59.19	59.19	..	59.19
103 Religious and Charitable Endowment Funds	1.51	..	1.51	1.51	..	1.51
117 Guarantee Redemption Fund	(-1.72)	4,80,00.00	4,79,98.28	(-1.82)	4,80,00.00	4,79,98.18
200 Other Funds						
Guarantee Reserve Funds	3,01,10.88	..	3,01,10.88	3,01,10.88	..	3,01,10.88
Passenger Amenities Reserve Funds	6.00	..	6.00	6.00	..	6.00
<b>Total -8235</b>	<b>3,01,75.86</b>	<b>4,80,00.00</b>	<b>7,81,75.86</b>	<b>3,01,75.76</b>	<b>4,80,00.00</b>	<b>7,81,75.76</b>
<b>Total-(b) Reserve Funds not Bearing Interest</b>	<b>3,05,83.96</b>	<b>55,23,00.00</b>	<b>58,28,83.96</b>	<b>3,05,83.00</b>	<b>55,23,00.00</b>	<b>58,28,83.00</b>
<b>Total - J. Reserve Fund</b>	<b>3,29,28.13</b>	<b>55,23,00.00</b>	<b>58,52,28.13</b>	<b>6,14,71.95</b>	<b>55,23,00.00</b>	<b>61,37,71.95</b>

**K. Deposits and Advances****(b) Deposits not Bearing Interest****8449 Other Deposits**

103 Subventions from Central Road Fund	..	..	..	581.15	..	581.15
120 Miscellaneous Deposits						
Deposit made by Public Section Units	1,90,35.19	..	1,90,35.19	2,20,58.18	..	2,20,58.18
Deposit Account of Grants made by the Indian Council of Agricultural Research	23.62	..	23.62	23.62	..	23.62
Deposit Account of Grants from the Central Government for development of Handloom Industries	0.54	..	0.54	0.54	..	0.54
Deposit Account of Grants made by the Central Silk Board	0.32	..	0.32	0.32	..	0.32

## STATEMENT No. 22

## DETAILED STATEMENT ON INVESTMENT OF EARMARKED BALANCES


Name of Reserve Fund or Deposit Account	Balance as on 1 April 2015			Balance as on 31 March 2016		
	Cash	Investment	Total	Cash	Investment	Total
1	2	3	4	5	6	7
(₹ in lakh)						
<b>K. Deposits and Advances- Concl.</b>						
<b>(b) Deposits not bearing Interest- Concl.</b>						
<b>8449 Other Deposits- Concl.</b>						
Deposit Account of Grants made by the Indian Central Coconut Committee	0.53	..	0.53	0.53	..	0.53
Deposit Account of Grants made by the National Co-operative Development Corporation	10.04	..	10.04	10.04	..	10.04
Deposit Account for payment of Honorarium to Enumeration Staff in connection with 1991 Census	1,95.60	..	1,95.60	1,95.60	..	1,95.60
Deposit Account of Grants made by the Indian Central Arecanut Committee	0.40	..	0.40	0.40	..	0.40
Deposit Account of Grants received from Ford Foundation	0.13	..	0.13	0.13	..	0.13
Bonus for accelerating Production of Food Grains	10.37	..	10.37	10.37	..	10.37
Deposit Account of Fund for Lift Irrigation Scheme	0.75	..	0.75	0.75	..	0.75
Deposit Account of Workmen's Benefit Fund	0.03	..	0.03	0.03	..	0.03
Deposit account of acquisition and transfer of Charge Chrome Division of Odisha Mining Corporation	1,02,60.86	..	1,02,60.86	1,02,60.86	..	1,02,60.86
Advance from the Famine Relief Fund for financing State Loan Account	40.00	..	40.00	40.00	..	40.00
Deposit Account of transfer of Talcher Thermal Power Station	1,00,00.00	..	1,00,00.00	1,00,00.00	..	1,00,00.00
<b>Total- 120</b>	<b>3,95,78.37</b>	<b>..</b>	<b>3,95,78.37</b>	<b>4,26,01.37</b>	<b>..</b>	<b>4,26,01.37</b>
<b>Total -8449</b>	<b>3,95,78.37</b>	<b>..</b>	<b>3,95,78.37</b>	<b>4,31,82.52</b>	<b>..</b>	<b>4,31,82.52</b>
<b>Total-(b) Deposits not Bearing Interest</b>	<b>3,95,78.37</b>	<b>..</b>	<b>3,95,78.37</b>	<b>4,31,82.52</b>	<b>..</b>	<b>4,31,82.52</b>
<b>Total - K. Deposits and Advances</b>	<b>3,95,78.37</b>	<b>..</b>	<b>3,95,78.37</b>	<b>4,31,82.52</b>	<b>..</b>	<b>4,31,82.52</b>
<b>Grand Total (J+K)</b>	<b>7,25,06.50</b>	<b>55,23,00.00</b>	<b>62,48,06.50</b>	<b>10,46,54.48</b>	<b>55,23,00.00</b>	<b>65,69,54.48</b>

## STATEMENT No. 22

## DETAILED STATEMENT ON INVESTMENT OF EARMARKED BALANCES

## ANNEXURE

Description of Loan	Balance as on 1 April 2015	Add Amount Appropriated from Revenue	Add Interest on Investment	Total	Interest paid on Purchase of Securities	Less Discharge during the Year	Amount transferred to Miscellaneous Government Account on Maturity of Loan	Balance as on 31 March 2016	Remarks
(₹ in lakh)									
<b>Consolidated Sinking Fund</b>									
Consolidated Sinking Fund	50,43,00.00	..	..	50,43,00.00	..	..	..	50,43,00.00	
<b>Guarantee Redemption Fund</b>									
Guarantee Redemption Fund	4,80,00.00	..	..	4,80,00.00	..	..	..	4,80,00.00	





**Part – II**  
**APPENDICES**





## APPENDIX-I

## COMPARATIVE EXPENDITURE ON SALARY

Department	Major Head	Description	2015-16				2014-15			
			Non-Plan	Plan	CSS (including CP)	Total	Non-Plan	Plan	CSS (including CP)	Total
1	2	3	4	5	6	7	8	9	10	11
(₹ in lakh)										
<b>EXPENDITURE HEADS</b>										
<b>REVENUE</b>										
<b>Home</b>										
	2014	Administration of Justice	1,40,01.47	..	..	1,40,01.47	1,15,90.17	..	..	1,15,90.17
	2015	Elections	8,03.36	..	..	8,03.36	8,17.73	..	..	8,17.73
	2052	Secretariat-General Services	52,05.18	..	..	52,05.18	30,12.38	..	..	30,12.38
	2055	Police	20,27,25.35	..	..	20,27,25.35	18,78,94.21	..	..	18,78,94.21
	2056	Jails	69,27.86	..	..	69,27.86	64,08.06	..	..	64,08.06
	2070	Other Administrative Services	2,62,44.77	..	..	2,62,44.77	2,47,59.07	..	..	2,47,59.07
	2235	Social Security and Welfare	6,23.70	..	..	6,23.70	5,41.12	..	..	5,41.12
		<b>Total - Home</b>	<b>25,65,31.69</b>	..	..	<b>25,65,31.69</b>	<b>23,50,22.74</b>	..	..	<b>23,50,22.74</b>
<b>General Administration</b>										
	2014	Administration of Justice	5,92.91	..	..	5,92.91	5,32.57	..	..	5,32.57
	2051	Public Service Commission	6,84.16	..	..	6,84.16	6,58.90	..	..	6,58.90
	2052	Secretariat-General Services	17,55.14	..	..	17,55.14	16,06.84	..	..	16,06.84
	2062	Vigilance	38,50.74	..	..	38,50.74	..	..	..	..
	2070	Other Administrative Services	3,37.92	..	..	3,37.92	38,12.20	..	..	38,12.20
	2216	Housing	1,66.92	..	..	1,66.92	1,57.00	..	..	1,57.00
	3053	Civil Aviation	1,47.16	..	..	1,47.16	1,43.50	..	..	1,43.50
		<b>Total - General Administration</b>	<b>75,34.95</b>	..	..	<b>75,34.95</b>	<b>69,11.01</b>	..	..	<b>69,11.01</b>
<b>Revenue and Disaster Management</b>										
	2029	Land Revenue	3,79,80.20	..	..	3,79,80.20	3,45,63.64	..	..	3,45,63.64
	2030	Stamps and Registration	17,39.98	..	..	17,39.98	16,33.30	..	..	16,33.30
	2052	Secretariat-General Services	23,29.11	..	..	23,29.11	24,42.10	..	..	24,42.10

## APPENDIX-I

## COMPARATIVE EXPENDITURE ON SALARY

Department	Major Head	Description	2015-16				2014-15			
			Non-Plan	Plan	CSS (including CP)	Total	Non-Plan	Plan	CSS (including CP)	Total
1	2	3	4	5	6	7	8	9	10	11
<b>Revenue and Disaster Management-Concltd.</b>										(₹ in lakh)
		2053 District Administration	1,31,36.18	..	..	1,31,36.18	1,21,91.75	..	..	1,21,91.75
		2245 Relief on Account of Natural Calamities	6,47.99	..	..	6,47.99	5,14.92	..	..	5,14.92
		2506 Land Reforms	19,33.15	..	..	19,33.15	18,40.26	..	..	18,40.26
		<b>Total - Revenue and Disaster Management</b>	<b>5,77,66.61</b>	<b>..</b>	<b>..</b>	<b>5,77,66.61</b>	<b>5,31,85.97</b>	<b>..</b>	<b>..</b>	<b>5,31,85.97</b>
<b>Law</b>										
		2014 Administration of Justice	1,37,66.77	3,63.36	1,84.49	1,43,14.62	1,20,56.45	3,08.32	1,27.28	1,24,92.05
		2052 Secretariat-General Services	7,11.56	..	..	7,11.56	6,55.65	..	..	6,55.65
		2235 Social Security and Welfare	9,43.55	..	..	9,43.55	7,72.50	..	..	7,72.50
		2250 Other Social Services	4,42.61	..	..	4,42.61	5,11.58	..	..	5,11.58
		<b>Total - Law</b>	<b>1,58,64.49</b>	<b>3,63.36</b>	<b>1,84.49</b>	<b>1,64,12.34</b>	<b>1,39,96.18</b>	<b>3,08.32</b>	<b>1,27.28</b>	<b>1,44,31.78</b>
<b>Finance</b>										
		2040 Taxes on Sales, Trade etc.	70,61.26	..	..	70,61.26	65,90.10	..	..	65,90.10
		2047 Other Fiscal Services	2,88.49	..	..	2,88.49	2,70.48	..	..	2,70.48
		2052 Secretariat-General Services	19,47.70	..	..	19,47.70	17,40.28	..	..	17,40.28
		2054 Treasury and Accounts Administration	86,84.76	..	..	86,84.76	80,49.07	..	..	80,49.07
		<b>Total - Finance</b>	<b>1,79,82.21</b>	<b>..</b>	<b>..</b>	<b>1,79,82.21</b>	<b>1,66,49.93</b>	<b>..</b>	<b>..</b>	<b>1,66,49.93</b>
<b>Commerce</b>										
		2052 Secretariat-General Services	1,93.75	..	..	1,93.75	1,96.39	..	..	1,96.39
		2058 Stationery and Printing	35,84.18	..	..	35,84.18	35,52.78	..	..	35,52.78
		2203 Technical Education	57.59	..	..	57.59	51.34	..	..	51.34
		3051 Ports and Light Houses	2,79.03	17.05	..	2,96.08	2,71.03	14.76	..	2,85.79
		3056 Inland Water Transport	3,03.41	..	..	3,03.41	2,85.20	..	..	2,85.20
		<b>Total - Commerce</b>	<b>44,17.96</b>	<b>17.05</b>	<b>..</b>	<b>44,35.01</b>	<b>43,56.74</b>	<b>14.76</b>	<b>..</b>	<b>43,71.50</b>

**APPENDIX-I**

**COMPARATIVE EXPENDITURE ON SALARY**

Department	Major Head	Description	2015-16				2014-15			
			Non-Plan	Plan	CSS (including CP)	Total	Non-Plan	Plan	CSS (including CP)	Total
1	2	3	4	5	6	7	8	9	10	11
(₹ in lakh)										
<b>Works</b>										
	2052	Secretariat-General Services	4,73.52	..	..	4,73.52	5,24.86	..	..	5,24.86
	2059	Public Works	1,45,04.63	..	..	1,45,04.63	1,34,51.30	..	..	1,34,51.30
		<b>Total - Works</b>	<b>1,49,78.15</b>	<b>..</b>	<b>..</b>	<b>1,49,78.15</b>	<b>1,39,76.16</b>	<b>..</b>	<b>..</b>	<b>1,39,76.16</b>
<b>Odisha Legislative Assembly</b>										
	2011	Parliament/ State/ Union Territory Legislatures	18,35.49	..	..	18,35.49	17,09.21	..	..	17,09.21
		<b>Total - Odisha Legislative Assembly</b>	<b>18,35.49</b>	<b>..</b>	<b>..</b>	<b>18,35.49</b>	<b>17,09.21</b>	<b>..</b>	<b>..</b>	<b>17,09.21</b>
<b>Food Supplies and Consumer Welfare</b>										
	2408	Food, Storage and Warehousing	28,19.72	..	..	28,19.72	26,65.37	..	..	26,65.37
	2435	Other Agricultural Programmes	72.84	..	..	72.84	69.73	..	..	69.73
	3451	Secretariat-Economic Services	3,02.19	..	..	3,02.19	2,68.93	..	..	2,68.93
	3456	Civil Supplies	6,15.16	..	..	6,15.16	6,01.19	..	..	6,01.19
	3475	Other General Economic Services	6,84.77	..	..	6,84.77	6,46.17	..	..	6,46.17
		<b>Total - Food Supplies and Consumer Welfare</b>	<b>44,94.68</b>	<b>..</b>	<b>..</b>	<b>44,94.68</b>	<b>42,51.39</b>	<b>..</b>	<b>..</b>	<b>42,51.39</b>
<b>School and Mass Education</b>										
	2202	General Education	54,46,31.54	2,37,71.58	..	56,84,03.12	46,98,43.94	1,62,53.40	..	48,60,97.34
	2235	Social Security and Welfare	1,76.56	..	..	1,76.56	1,64.85	..	..	1,64.85
	2251	Secretariat-Social Services	10,64.31	48.59	..	11,12.90	10,85.48	43.59	..	11,29.07
		<b>Total - School and Mass Education</b>	<b>54,58,72.41</b>	<b>2,38,20.17</b>	<b>..</b>	<b>56,96,92.58</b>	<b>47,10,94.27</b>	<b>1,62,96.99</b>	<b>..</b>	<b>48,73,91.26</b>

## APPENDIX-I

## COMPARATIVE EXPENDITURE ON SALARY

Department Major Head		Description	2015-16				2014-15			
1	2	3	Non-Plan	Plan	CSS (including CP)	Total	Non-Plan	Plan	CSS (including CP)	Total
1	2	3	4	5	6	7	8	9	10	11
(₹ in lakh)										
<b>ST &amp; SC Development, Minorities &amp; Backward Classes Welfare</b>										
	2225	Welfare of Scheduled Castes, Scheduled Tribes and Other Backward Classes	2,82,44.86	17,50.91	..	2,99,95.77	2,46,06.76	13,59.49	..	2,59,66.25
	2251	Secretariat-Social Services	7,95.16	..	..	7,95.16	7,42.90	..	..	7,42.90
<b>Total - ST &amp; SC Development, Minorities &amp; Backward Classes Welfare</b>			<b>2,90,40.02</b>	<b>17,50.91</b>	<b>..</b>	<b>3,07,90.93</b>	<b>2,53,49.66</b>	<b>13,59.49</b>	<b>..</b>	<b>2,67,09.15</b>
<b>Health and Family Welfare</b>										
	2210	Medical and Public Health	11,98,37.70	1,86,49.38	..	13,84,87.08	10,55,22.87	2,29.52	..	10,57,52.39
	2211	Family Welfare	25,87.61	1,17,40.92	31.17	1,43,59.70	24,14.82	..	2,19,30.30	2,43,45.12
	2251	Secretariat-Social Services	5,63.25	..	..	5,63.25	10,19.13	7.99	12.04	10,39.16
<b>Total - Health and Family Welfare</b>			<b>12,29,88.56</b>	<b>3,03,90.30</b>	<b>31.17</b>	<b>15,34,10.03</b>	<b>10,89,56.82</b>	<b>2,37.51</b>	<b>2,19,42.34</b>	<b>13,11,36.67</b>
<b>Housing and Urban Development</b>										
	2059	Public Works	0.37	..	..	0.37	..	..	..	..
	2215	Water Supply and Sanitation	36,48.85	..	..	36,48.85	32,78.13	..	..	32,78.13
	2216	Housing	1.09	..	..	1.09	..	..	..	..
	2217	Urban Development	9,12.85	..	..	9,12.85	8,82.10	..	..	8,82.10
	2251	Secretariat-Social Services	5,74.40	..	..	5,74.40	6,71.54	..	..	6,71.54
<b>Total - Housing and Urban Development</b>			<b>51,37.56</b>	<b>..</b>	<b>..</b>	<b>51,37.56</b>	<b>48,31.77</b>	<b>..</b>	<b>..</b>	<b>48,31.77</b>
<b>Labour &amp; Employees' State Insurance</b>										
	2210	Medical and Public Health	28,18.85	1,15.06	..	29,33.91	23,55.02	91.36	..	24,46.38
	2230	Labour and Employment	21,39.49	40.46	..	21,79.95	19,73.21	36.76	..	20,09.97
	2251	Secretariat-Social Services	2,41.36	..	..	2,41.36	2,03.43	..	..	2,03.43
<b>Total -Labour &amp; Employees' State Insurance</b>			<b>51,99.70</b>	<b>1,55.52</b>	<b>..</b>	<b>53,55.22</b>	<b>45,31.66</b>	<b>1,28.12</b>	<b>..</b>	<b>46,59.78</b>
<b>Sports and Youth Services</b>										
	2204	Sports and Youth Services	1,38.09	..	..	1,38.09	1,21.34	..	..	1,21.34
	2251	Secretariat-Social Services	6,08.37	..	..	6,08.37	5,94.51	..	..	5,94.51
<b>Total - Sports and Youth Services</b>			<b>7,46.46</b>	<b>..</b>	<b>..</b>	<b>7,46.46</b>	<b>7,15.85</b>	<b>..</b>	<b>..</b>	<b>7,15.85</b>

**APPENDIX-I**

**COMPARATIVE EXPENDITURE ON SALARY**

Department	Major Head	Description	2015-16				2014-15			
			Non-Plan	Plan	CSS (including CP)	Total	Non-Plan	Plan	CSS (including CP)	Total
1	2	3	4	5	6	7	8	9	10	11
(₹ in lakh)										
<b>Planning &amp; Convergence</b>										
		2401 Crop Husbandry	4,28.91	..	23,91.33	28,20.24	3,69.47	..	23,86.43	27,55.90
		3451 Secretariat-Economic Services	13,76.43	1,10.22	..	14,86.65	12,42.37	1,23.73	..	13,66.10
		3454 Census Surveys and Statistics	14,29.86	..	56.12	14,85.98	12,94.60	28.03	18,44.06	31,66.69
		<b>Total - Planning &amp; Convergence</b>	<b>32,35.20</b>	<b>1,10.22</b>	<b>24,47.45</b>	<b>57,92.87</b>	<b>29,06.44</b>	<b>1,51.76</b>	<b>42,30.49</b>	<b>72,88.69</b>
<b>Panchayati Raj</b>										
		2015 Elections	1,72.81	..	..	1,72.81	1,59.45	..	..	1,59.45
		2501 Special Programmes for Rural Development	1,55,78.18	1,39.01	..	1,57,17.19	1,44,90.08	1,35.33	..	1,46,25.41
		2505 Rural Employment	..	33.00	..	33.00	..	23.57	..	23.57
		2515 Other Rural Development Programmes	1,72,09.48	..	84.59	1,72,94.07	1,54,84.21	..	68.98	1,55,53.19
		3451 Secretariat-Economic Services	9,67.74	..	..	9,67.74	10,20.18	..	..	10,20.18
		<b>Total - Panchayati Raj</b>	<b>3,39,28.21</b>	<b>1,72.01</b>	<b>84.59</b>	<b>3,41,84.81</b>	<b>3,11,53.92</b>	<b>1,58.90</b>	<b>68.98</b>	<b>3,13,81.80</b>
<b>Public Grievances and Pension Administration</b>										
		2052 Secretariat-General Services	1,32.28	..	..	1,32.28	1,21.46	..	..	1,21.46
		<b>Total - Public Grievances and Pension Administration</b>	<b>1,32.28</b>	<b>..</b>	<b>..</b>	<b>1,32.28</b>	<b>1,21.46</b>	<b>..</b>	<b>..</b>	<b>1,21.46</b>
<b>Industries</b>										
		2885 Other Outlays on Industries and Minerals	..	1,01.41	..	1,01.41	..	97.24	..	97.24
		3451 Secretariat-Economic Services	2,37.92	..	..	2,37.92	2,22.48	..	..	2,22.48
		<b>Total - Industries</b>	<b>2,37.92</b>	<b>1,01.41</b>	<b>..</b>	<b>3,39.33</b>	<b>2,22.48</b>	<b>97.24</b>	<b>..</b>	<b>3,19.72</b>

**APPENDIX-I**

**COMPARATIVE EXPENDITURE ON SALARY**

Department	Major Head	Description	2015-16				2014-15			
			Non-Plan	Plan	CSS (including CP)	Total	Non-Plan	Plan	CSS (including CP)	Total
1	2	3	4	5	6	7	8	9	10	11
(₹ in lakh)										
<b>Water Resources</b>										
		2070 Other Administrative Services	79.08	..	..	79.08	76.23	..	..	76.23
		2700 Major Irrigation	1,54,12.53	..	..	1,54,12.53	1,43,17.70	..	..	1,43,17.70
		2702 Minor Irrigation	53,14.14	..	..	53,14.14	49,22.64	..	..	49,22.64
		2705 Command Area Development	2,67.28	12,58.40	..	15,25.68	2,44.59	11,95.95	..	14,40.54
		2711 Flood Control and Drainage	7,85.12	..	..	7,85.12	6,83.79	..	..	6,83.79
		2801 Power	2,63.19	..	..	2,63.19	2,24.61	..	..	2,24.61
		3451 Secretariat-Economic Services	7,44.59	17.58	..	7,62.17	7,90.76	20.99	..	8,11.75
		<b>Total - Water Resources</b>	<b>2,28,65.93</b>	<b>12,75.98</b>	<b>..</b>	<b>2,41,41.91</b>	<b>2,12,60.32</b>	<b>12,16.94</b>	<b>..</b>	<b>2,24,77.26</b>
<b>Transport</b>										
		2041 Taxes on Vehicles	23,42.29	..	..	23,42.29	20,94.05	..	..	20,94.05
		2070 Other Administrative Services	11.14	..	2,13.44	2,24.58	10.20	..	1,99.20	2,09.40
		2235 Social Security and Welfare	16.82	..	..	16.82	16.25	..	..	16.25
		3451 Secretariat-Economic Services	3,22.79	..	..	3,22.79	3,06.11	..	..	3,06.11
		<b>Total - Transport</b>	<b>26,93.04</b>	<b>..</b>	<b>2,13.44</b>	<b>29,06.48</b>	<b>24,26.61</b>	<b>..</b>	<b>1,99.20</b>	<b>26,25.81</b>
<b>Forest and Environment</b>										
		2406 Forestry and Wild Life	2,74,93.12	1,36.63	..	2,76,29.75	2,34,34.42	16,83.45	..	2,51,17.87
		3435 Ecology and Environment	58.21	..	..	58.21	46.69	..	..	46.69
		3451 Secretariat-Economic Services	4,94.69	..	..	4,94.69	4,63.31	..	..	4,63.31
		<b>Total - Forest and Environment</b>	<b>2,80,46.02</b>	<b>1,36.63</b>	<b>..</b>	<b>2,81,82.65</b>	<b>2,39,44.42</b>	<b>16,83.45</b>	<b>..</b>	<b>2,56,27.87</b>

**APPENDIX-I**

**COMPARATIVE EXPENDITURE ON SALARY**

Department	Major Head	Description	2015-16				2014-15			
			Non-Plan	Plan	CSS (including CP)	Total	Non-Plan	Plan	CSS (including CP)	Total
1	2	3	4	5	6	7	8	9	10	11
(₹ in lakh)										
<b>Agriculture and Farmer's Empowerment</b>										
		2401 Crop Husbandry	2,94,69.65	..	..	2,94,69.65	2,73,00.86	..	..	2,73,00.86
		2402 Soil and Water Conservation	61,13.80	..	..	61,13.80	55,21.38	..	..	55,21.38
		2415 Agricultural Research and Education	3,42.02	..	..	3,42.02	3,16.01	..	..	3,16.01
		2435 Other Agricultural Programmes	2,83.18	..	..	2,83.18	2,70.88	..	..	2,70.88
		3451 Secretariat-Economic Services	8,85.65	..	..	8,85.65	8,73.25	..	..	8,73.25
		<b>Total - Agriculture and Farmer's Empowerment</b>	<b>3,70,94.30</b>	<b>..</b>	<b>..</b>	<b>3,70,94.30</b>	<b>3,42,82.38</b>	<b>..</b>	<b>..</b>	<b>3,42,82.38</b>
<b>Steel and Mines</b>										
		2852 Industries	..	14.92	..	14.92	..	14.12	..	14.12
		2853 Non-ferrous Mining and Metallurgical	37,30.40	..	..	37,30.40	34,51.34	..	..	34,51.34
		3451 Secretariat-Economic Services	3,24.22	..	..	3,24.22	3,24.35	..	..	3,24.35
		<b>Total - Steel and Mines</b>	<b>40,54.62</b>	<b>14.92</b>	<b>..</b>	<b>40,69.54</b>	<b>37,75.69</b>	<b>14.12</b>	<b>..</b>	<b>37,89.81</b>
<b>Information and Public Relations</b>										
		2220 Information and Publicity	21,84.95	..	..	21,84.95	20,30.53	..	..	20,30.53
		2251 Secretariat-Social Services	5,09.55	..	..	5,09.55	4,74.47	..	..	4,74.47
		<b>Total - Information and Public Relations</b>	<b>26,94.50</b>	<b>..</b>	<b>..</b>	<b>26,94.50</b>	<b>25,05.00</b>	<b>..</b>	<b>..</b>	<b>25,05.00</b>
<b>Excise</b>										
		2039 State Excise	44,69.98	..	..	44,69.98	39,13.57	..	..	39,13.57
		2052 Secretariat-General Services	1,97.01	..	..	1,97.01	2,05.15	..	..	2,05.15
		<b>Total - Excise</b>	<b>46,66.99</b>	<b>..</b>	<b>..</b>	<b>46,66.99</b>	<b>41,18.72</b>	<b>..</b>	<b>..</b>	<b>41,18.72</b>

**APPENDIX-I**

**COMPARATIVE EXPENDITURE ON SALARY**

Department	Major Head	Description	2015-16				2014-15			
			Non-Plan	Plan	CSS (including CP)	Total	Non-Plan	Plan	CSS (including CP)	Total
1	2	3	4	5	6	7	8	9	10	11
(₹ in lakh)										
<b>Science and Technology</b>										
	2251	Secretariat-Social Services	2,52.95	..	..	2,52.95	2,10.08	..	..	2,10.08
	<b>Total - Science and Technology</b>		<b>2,52.95</b>	..	..	<b>2,52.95</b>	<b>2,10.08</b>	..	..	<b>2,10.08</b>
<b>Rural Development</b>										
	2059	Public Works	72,05.89	..	..	72,05.89	61,50.51	..	..	61,50.51
	2215	Water Supply and Sanitation	54,50.89	..	..	54,50.89	46,69.70	..	..	46,69.70
	3451	Secretariat-Economic Services	3,11.17	..	..	3,11.17	3,08.50	..	..	3,08.50
	<b>Total - Rural Development</b>		<b>1,29,67.95</b>	..	..	<b>1,29,67.95</b>	<b>1,11,28.71</b>	..	..	<b>1,11,28.71</b>
<b>Parliamentary Affairs</b>										
	2012	President/ Vice-President/ Governor/ Administrator of Union Territories	5,26.14	..	..	5,26.14	5,08.73	..	..	5,08.73
	2013	Council of Ministers	1,55.81	..	..	1,55.81	1,54.34	..	..	1,54.34
	2052	Secretariat-General Services	10,03.38	..	..	10,03.38	8,81.21	..	..	8,81.21
	<b>Total - Parliamentary Affairs</b>		<b>16,85.33</b>	..	..	<b>16,85.33</b>	<b>15,44.28</b>	..	..	<b>15,44.28</b>
<b>Energy</b>										
	2045	Other Taxes and Duties on Commodities and Services	9,06.42	..	..	9,06.42	5,11.29	..	..	5,11.29
	2801	Power	91.92	..	..	91.92	2,55.37	..	..	2,55.37
	3451	Secretariat-Economic Services	3,60.12	..	..	3,60.12	3,24.56	..	..	3,24.56
	<b>Total - Energy</b>		<b>13,58.46</b>	..	..	<b>13,58.46</b>	<b>10,91.22</b>	..	..	<b>10,91.22</b>
<b>Handlooms, Textiles &amp; Handicrafts</b>										
	2851	Village and Small Industries	42,25.69	..	..	42,25.69	40,18.37	..	..	40,18.37
	3451	Secretariat-Economic Services	1,59.76	..	..	1,59.76	1,45.17	..	..	1,45.17
	<b>Total - Handlooms, Textiles &amp; Handicrafts</b>		<b>43,85.45</b>	..	..	<b>43,85.45</b>	<b>41,63.54</b>	..	..	<b>41,63.54</b>



## APPENDIX-I

## COMPARATIVE EXPENDITURE ON SALARY

Department	Major Head	Description	2015-16				2014-15			
			Non-Plan	Plan	CSS (including CP)	Total	Non-Plan	Plan	CSS (including CP)	Total
1	2	3	4	5	6	7	8	9	10	11
(₹ in lakh)										
<b>Tourism and Culture</b>										
	2205	Art and Culture	14,13.79	..	..	14,13.79	13,46.32	..	..	13,46.32
	2251	Secretariat-Social Services	1,01.68	..	..	1,01.68	86.76	..	..	86.76
	3451	Secretariat-Economic Services	1,50.81	..	..	1,50.81	1,32.24	..	..	1,32.24
	3452	Tourism	8,23.45	..	..	8,23.45	7,54.85	..	..	7,54.85
	<b>Total - Tourism and Culture</b>		<b>24,89.73</b>	..	..	<b>24,89.73</b>	<b>23,20.17</b>	..	..	<b>23,20.17</b>
<b>Fisheries and Animal Resources Development</b>										
	2403	Animal Husbandry	2,24,18.62	..	1,82.28	2,26,00.90	1,96,00.57	1,56.70	..	1,97,57.27
	2404	Dairy Development	99.83	..	..	99.83	47.61	..	..	47.61
	2405	Fisheries	43,69.34	..	20.00	43,89.34	37,89.82	..	..	37,89.82
	2415	Agricultural Research and Education	2,20.02	..	..	2,20.02	1,98.05	..	..	1,98.05
	3451	Secretariat-Economic Services	4,43.62	..	..	4,43.62	4,43.44	..	..	4,43.44
	<b>Total - Fisheries and Animal Resources</b>		<b>2,75,51.43</b>	..	<b>2,02.28</b>	<b>2,77,53.71</b>	<b>2,40,79.49</b>	<b>1,56.70</b>	..	<b>2,42,36.19</b>
<b>Co-operation</b>										
	2015	Elections	63.93	..	..	63.93	60.55	..	..	60.55
	2425	Co-operation	80,05.82	..	..	80,05.82	74,33.74	..	..	74,33.74
	2435	Other Agricultural Programmes	68.39	..	..	68.39	61.69	..	..	61.69
	3451	Secretariat-Economic Services	3,87.47	..	..	3,87.47	3,73.44	..	..	3,73.44
	<b>Total - Co-operation</b>		<b>85,25.61</b>	..	..	<b>85,25.61</b>	<b>79,29.42</b>	..	..	<b>79,29.42</b>
<b>Public Enterprises</b>										
	3451	Secretariat-Economic Services	2,06.73	..	..	2,06.73	1,64.37	..	..	1,64.37
	<b>Total - Public Enterprises</b>		<b>2,06.73</b>	..	..	<b>2,06.73</b>	<b>1,64.37</b>	..	..	<b>1,64.37</b>

**APPENDIX-I**

**COMPARATIVE EXPENDITURE ON SALARY**

Department	Major Head	Description	2015-16				2014-15			
			Non-Plan	Plan	CSS (including CP)	Total	Non-Plan	Plan	CSS (including CP)	Total
1	2	3	4	5	6	7	8	9	10	11
(₹ in lakh)										
<b>Women and Child Development</b>										
		2235 Social Security and Welfare	16,57.39	1,29,21.77	..	1,45,79.16	14,45.75	1,24,29.64	..	1,38,75.39
		2236 Nutrition	3,34.46	..	..	3,34.46	2,71.95	..	..	2,71.95
		3451 Secretariat-Economic Services	3,59.44	..	..	3,59.44	2,98.09	..	..	2,98.09
		<b>Total - Women and Child Development</b>	<b>23,51.29</b>	<b>1,29,21.77</b>	<b>..</b>	<b>1,52,73.06</b>	<b>20,15.79</b>	<b>1,24,29.64</b>	<b>..</b>	<b>1,44,45.43</b>
<b>Electronics &amp; Information Technology</b>										
		2251 Secretariat-Social Services	95.14	..	..	95.14	1,15.73	..	..	1,15.73
		3425 Other Scientific Research	..	74.36	..	74.36	..	51.60	..	51.60
		<b>Total - Electronics &amp; Information Technology</b>	<b>95.14</b>	<b>74.36</b>	<b>..</b>	<b>1,69.50</b>	<b>1,15.73</b>	<b>51.60</b>	<b>..</b>	<b>1,67.33</b>
<b>Higher Education</b>										
		2202 General Education	2,55,09.68	..	..	2,55,09.68	2,35,91.99	..	..	2,35,91.99
		2204 Sports and Youth Services	12,59.95	1,06.95	..	13,66.90	10,62.29	1,17.21	..	11,79.50
		2251 Secretariat-Social Services	6,91.66	..	24.22	7,15.88	6,03.31	..	24.18	6,27.49
		<b>Total - Higher Education</b>	<b>2,74,61.29</b>	<b>1,06.95</b>	<b>24.22</b>	<b>2,75,92.46</b>	<b>2,52,57.59</b>	<b>1,17.21</b>	<b>24.18</b>	<b>2,53,98.98</b>
<b>Skill Development &amp; Technical Education</b>										
		2203 Technical Education	40,46.12	..	23.40	40,69.52	32,90.04	..	20.93	33,10.97
		2230 Labour and Employment	33,03.48	3,98.41	..	37,01.89	29,85.92	1,85.00	..	31,70.92
		2251 Secretariat-Social Services	1,57.09	..	..	1,57.09	1,58.36	..	..	1,58.36
		<b>Total - Skill Development &amp; Technical Education</b>	<b>75,06.69</b>	<b>3,98.41</b>	<b>23.40</b>	<b>79,28.50</b>	<b>64,34.32</b>	<b>1,85.00</b>	<b>20.93</b>	<b>66,40.25</b>

**APPENDIX-I**

**COMPARATIVE EXPENDITURE ON SALARY**

Department	Major Head	Description	2015-16				2014-15			
			Non-Plan	Plan	CSS (including CP)	Total	Non-Plan	Plan	CSS (including CP)	Total
1	2	3	4	5	6	7	8	9	10	11
(₹ in lakh)										
<b>Micro, Small and Medium Enterprises</b>										
	2851	Village and Small Industries	30,68.75	..	..	30,68.75	27,52.32	..	..	27,52.32
	2852	Industries	10.51	..	..	10.51	11.61	..	..	11.61
	3451	Secretariat-Economic Services	1,78.43	..	..	1,78.43	1,51.29	..	..	1,51.29
	3453	Foreign Trade and Export Promotion	6,02.63	..	..	6,02.63	5,38.16	..	..	5,38.16
		<b>Total - Micro, Small and Medium Enterprises</b>	<b>38,60.32</b>	..	..	<b>38,60.32</b>	<b>34,53.38</b>	..	..	<b>34,53.38</b>
		<b>TOTAL-Expenditure Heads (Revenue)</b>	<b>1,33,07,38.32</b>	<b>7,18,09.97</b>	<b>32,11.04</b>	<b>1,40,57,59.33</b>	<b>1,18,21,64.89</b>	<b>3,46,07.75</b>	<b>2,66,13.40</b>	<b>1,24,33,86.04</b>
						(A)				
<b>EXPENDITURE HEADS</b>										
<b>Capital</b>										
<b>Water Resources</b>										
	4700	Capital Outlay on Major Irrigation	..	95,53.04	..	95,53.04	..	92,82.01	..	92,82.01
	4701	Capital Outlay on Medium Irrigation	..	28,96.69	..	28,96.69	..	24,84.27	..	24,84.27
	4702	Capital Outlay on Minor Irrigation	..	65.43	..	65.43	..	20.90	..	20.90
	4711	Capital Outlay on Flood Control Projects	..	5,04.03	..	5,04.03	..	98.47	..	98.47
		<b>Total - Water Resources</b>	..	<b>1,30,19.19</b>	..	<b>1,30,19.19</b>	..	<b>1,18,85.65</b>	..	<b>1,18,85.65</b>
		<b>TOTAL-Expenditure Heads (Capital)</b>	..	<b>1,30,19.19</b>	..	<b>1,30,19.19</b>	..	<b>1,18,85.65</b>	..	<b>1,18,85.65</b>
						(B)				

(A) Does not include salaries (wages) of ₹2,07,85.82 lakh, Work Charged Salaries of ₹2,63,38.35 lakh .

(B) Does not include salaries (wages) of ₹7,14.02 lakh, Work Charged Salaries of ₹42,79.17 lakh .

**APPENDIX-II**

**COMPARATIVE EXPENDITURE ON SUBSIDY**

Department	Major Head	Description	2015-16				2014-15			
			Non-Plan	Plan	CSS (including CP)	Total	Non-Plan	Plan	CSS (including CP)	Total
1	2	3	4	5	6	7	8	9	10	11
										(₹ in lakh)
<b>1 Revenue and Disaster Management</b>	<b>2245 Relief on account of Natural Calamities</b>									
	01 Drought									
	800 Other Expenditure									
	Other Relief Measures									
	Subsidy for Agricultural inputs, etc.		3,75,40.08	..	..	3,75,40.08	1,08.66	..	..	1,08.66
	02 Floods, Cyclones etc.									
	114 Assistance to Farmers for purchase of Agricultural inputs Grants and Subsidies Subsidy									
	Subsidy for Agricultural inputs, etc.		2,21,40.58	..	..	2,21,40.58	3,02,86.08	..	..	3,02,86.08
	115 Assistance to Farmers to clear sand/silt/salinity from lands Grants and Subsidies Subsidy									
	Subsidy for Agricultural inputs, etc.		15.46	..	..	15.46	1,18.66	..	..	1,18.66

**APPENDIX-II**

**COMPARATIVE EXPENDITURE ON SUBSIDY**

Department	Major Head	Description	2015-16				2014-15			
			Non-Plan	Plan	CSS (including CP)	Total	Non-Plan	Plan	CSS (including CP)	Total
1	2	3	4	5	6	7	8	9	10	11
(₹ in lakh)										
<b>1 Revenue and Disaster Management</b>	<b>2245 Relief on account of Natural Calamities</b>									
	80 General									
	800 Other Expenditure									
	Subsidy for Agricultural inputs, etc.	1,46,09.00	..	..	1,46,09.00	..	..	..	..	..
	<b>Total - 2245</b>	<b>7,43,05.12</b>	<b>..</b>	<b>..</b>	<b>7,43,05.12</b>	<b>3,05,13.40</b>	<b>..</b>	<b>..</b>	<b>..</b>	<b>3,05,13.40</b>
	<b>Total - Revenue and Disaster Management</b>	<b>7,43,05.12</b>	<b>..</b>	<b>..</b>	<b>7,43,05.12</b>	<b>3,05,13.40</b>	<b>..</b>	<b>..</b>	<b>..</b>	<b>3,05,13.40</b>
<b>2 Food Supplies and Consumer Welfare</b>	<b>2408 Food, Storage and Warehousing</b>									
	01 Food									
	102 Food Subsidies									
	Subsidy to OSCSC for Annapurna under NSAP									
	Subsidy	..	3,18.64	..	3,18.64	..	3,18.65	..	..	3,18.65
	Public Distribution System									
	Subsidy	11,17,78.75	..	..	11,17,78.75	12,12,08.16	..	..	..	12,12,08.16
	789 Special Component Plan for Scheduled Castes									

**APPENDIX-II**

**COMPARATIVE EXPENDITURE ON SUBSIDY**

Department	Major Head	Description	2015-16				2014-15			
			Non-Plan	Plan	CSS (including CP)	Total	Non-Plan	Plan	CSS (including CP)	Total
1	2	3	4	5	6	7	8	9	10	11
										(₹ in lakh)
<b>2 Food Supplies and Consumer Welfare</b>	<b>2408 Food, Storage and Warehousing</b>									
	01 Food									
	789 Special Component Plan for Scheduled Castes Subsidy to OSCSC for Annapurna under NSAP	Subsidy	..	1,12.56	..	1,12.56	..	1,12.55	..	1,12.55
	796 Tribal Area Sub Plan									
	Subsidy to OSCSC for Annapurna under NSAP	Subsidy	..	1,29.44	..	1,29.44	..	1,29.45	..	1,29.45
	<b>Total - 2408</b>		<b>11,17,78.75</b>	<b>5,60.64</b>	<b>..</b>	<b>11,23,39.39</b>	<b>12,12,08.16</b>	<b>5,60.65</b>	<b>..</b>	<b>12,17,68.81</b>
	<b>Total - Food Supplies and Consumer Welfare</b>		<b>11,17,78.75</b>	<b>5,60.64</b>	<b>..</b>	<b>11,23,39.39</b>	<b>12,12,08.16</b>	<b>5,60.65</b>	<b>..</b>	<b>12,17,68.81</b>

**APPENDIX-II**

**COMPARATIVE EXPENDITURE ON SUBSIDY**

Department	Major Head	Description	2015-16				2014-15			
			Non-Plan	Plan	CSS (including CP)	Total	Non-Plan	Plan	CSS (including CP)	Total
1	2	3	4	5	6	7	8	9	10	11
										(₹ in lakh)
<b>3 ST &amp; SC Development, Minorities &amp; Backward Classes Welfare</b>	<b>2225 ST &amp; SC Development, Minorities &amp; Backward Classes Welfare</b>									
	01 Welfare of Scheduled Castes									
	190 Assistance to Public Sector and Other Undertakings									
	Managerial Subsidy to Scheduled Caste Finance Co-operative Corporation									
	Subsidy		..	1,87.99	..	1,87.99	..	1,50.00	..	1,50.00
	03 Welfare of Backward Classes									
	190 Assistance to Public Sector and Other Undertakings									
	Managerial Subsidy to Finance Co-operative Corporation									
	Subsidy		..	22.65	..	22.65	..	12.00	..	12.00
	<b>Total - 2225</b>		..	<b>2,10.64</b>	..	<b>2,10.64</b>	..	<b>1,62.00</b>	..	<b>1,62.00</b>
	<b>Total - ST &amp; SC Development, Minorities &amp; Backward Classes Welfare</b>		..	<b>2,10.64</b>	..	<b>2,10.64</b>	..	<b>1,62.00</b>	..	<b>1,62.00</b>

**APPENDIX-II**

**COMPARATIVE EXPENDITURE ON SUBSIDY**

Department	Major Head	Description	2015-16				2014-15			
			Non-Plan	Plan	CSS (including CP)	Total	Non-Plan	Plan	CSS (including CP)	Total
1	2	3	4	5	6	7	8	9	10	11
										(₹ in lakh)
<b>4 Industries</b>	<b>2885 Other Outlays on Industries</b>									
	01 Industrial Financial Institutions									
	101 Assistance to Industrial Finance Institutions									
	Subsidies to Medium and Large Industries									
	Subsidy in shape of Financial Assistance against Value Added Tax (VAT) reimbursement in large sector		..	63,91.84	..	63,91.84	..	15,13.69	..	15,13.69
	796 Tribal Area Sub Plan									
	Subsidies to Medium and Large Industries									
	Subsidy in shape of Financial Assistance against VAT reimbursement in large sector		..	60.00	..	60.00	..	20.03	..	20.03
	<b>Total - 2885</b>		..	<b>64,51.84</b>	..	<b>64,51.84</b>	..	<b>15,33.72</b>	..	<b>15,33.72</b>
	<b>Total - Industries</b>		..	<b>64,51.84</b>	..	<b>64,51.84</b>	..	<b>15,33.72</b>	..	<b>15,33.72</b>



**APPENDIX-II**

**COMPARATIVE EXPENDITURE ON SUBSIDY**

Department	Major Head	Description	2015-16				2014-15			
			Non-Plan	Plan	CSS (including CP)	Total	Non-Plan	Plan	CSS (including CP)	Total
1	2	3	4	5	6	7	8	9	10	11
										(₹ in lakh)
<b>5 Water Resources</b>	<b>2702 Minor Irrigation</b>									
	02 Ground Water									
	800 Other Expenditure									
	Rooftop Rain Water Harvesting									
	Subsidy		..	2,44.78	..	2,44.78	..	..	..	..
	03 Maintenance									
	102 Lift Irrigation Schemes									
	Grants									
	Grants to Odisha Lift Irrigation Corporation		30,00.00	..	..	30,00.00	30,00.00	..	..	30,00.00
	Subsidy									
	Subsidy to Odisha Lift Irrigation Corporation						..	..	..	..
	<b>Total - 2702</b>		<b>30,00.00</b>	<b>2,44.78</b>	<b>..</b>	<b>32,44.78</b>	<b>30,00.00</b>	<b>..</b>	<b>..</b>	<b>30,00.00</b>
	<b>Total - Water Resources</b>		<b>30,00.00</b>	<b>2,44.78</b>	<b>..</b>	<b>32,44.78</b>	<b>30,00.00</b>	<b>..</b>	<b>..</b>	<b>30,00.00</b>
<b>6 Transport</b>	<b>3055 Road Transport</b>									
	800 Other Expenditure									
	Miscellaneous									
	Subsidy to Odisha State Road Transport Corporation		..	..	..	..	1,60.00	..	..	1,60.00
	<b>Total - 3055</b>		<b>..</b>	<b>..</b>	<b>..</b>	<b>..</b>	<b>1,60.00</b>	<b>..</b>	<b>..</b>	<b>1,60.00</b>
	<b>Total - Transport</b>		<b>..</b>	<b>..</b>	<b>..</b>	<b>..</b>	<b>1,60.00</b>	<b>..</b>	<b>..</b>	<b>1,60.00</b>

**APPENDIX-II**

**COMPARATIVE EXPENDITURE ON SUBSIDY**

Department	Major Head	Description	2015-16				2014-15			
			Non-Plan	Plan	CSS (including CP)	Total	Non-Plan	Plan	CSS (including CP)	Total
1	2	3	4	5	6	7	8	9	10	11
(₹ in lakh)										
<b>7 Agriculture &amp; Farmers' Empowerment</b>	<b>2401 Crop Husbandry</b>									
	103 Seeds									
		Input Subsidy on Seeds, Fertilisers, Bio-Fertilisers, Insecticides, Bio-pesticides etc. Subsidy	..	42,77.92	..	42,77.92	..	28,35.77	..	28,35.77
		Input subsidy on seed fertilisers, bio-fertilisers, insecticides, bio-pesticides etc. (Horticulture) Subsidy	..	1,41.18	..	1,41.18	..	79.83	..	79.83
	789 Special Component Plan for Scheduled Castes									
		Input Subsidy on Seeds, Fertilisers, Bio-Fertilisers, Insecticides, Bio-pesticides etc. Subsidy	..	8,05.87	..	8,05.87	..	9,07.78	..	9,07.78
		Input subsidy on seed fertilisers, bio-fertilisers, insecticides, bio-pesticides etc. (Horticulture) Subsidy	..	58.71	..	58.71	..	32.57	..	32.57
		Management of Acidic soil Subsidy	..	..	..	..	..	10.00	..	10.00

**APPENDIX-II**

**COMPARATIVE EXPENDITURE ON SUBSIDY**

Department	Major Head	Description	2015-16				2014-15			
			Non-Plan	Plan	CSS (including CP)	Total	Non-Plan	Plan	CSS (including CP)	Total
1	2	3	4	5	6	7	8	9	10	11
(₹ in lakh)										
<b>7 Agriculture &amp; Farmers' Empowerment</b>	<b>2401 Crop Husbandry</b>									
	796 Tribal Area Sub Plan									
	Input Subsidy on Seeds, Fertilisers, Bio-Fertilisers, Insecticides, Bio-pesticides etc.									
	Subsidy		..	8,30.26	..	8,30.26	..	8,04.79	..	8,04.79
	Input Subsidy on Seeds, Fertilisers, Bio-Fertilisers, Insecticides, Bio-pesticides etc.									
	Subsidy		..	66.73	..	66.73	..	37.60	..	37.60
	Management of Acidic soil									
	Subsidy		..	..	..	..	..	16.00	..	16.00
	800 Other Expenditure									
	Popularisation of Agricultural Implements, Equipments & Diesel Pump sets									
	Subsidy		..	1,50,24.76	..	1,50,24.76	..	1,02,47.89	..	1,02,47.89
	Management of Acidic soil									
	Subsidy		..	..	..	..	..	40.00	..	40.00
	<b>Total - 2401</b>		..	<b>2,12,05.43</b>	..	<b>2,12,05.43</b>	..	<b>1,50,12.23</b>	..	<b>1,50,12.23</b>
	<b>Total - Agriculture &amp; Farmers' Empowerment</b>		..	<b>2,12,05.43</b>	..	<b>2,12,05.43</b>	..	<b>1,50,12.23</b>	..	<b>1,50,12.23</b>

**APPENDIX-II**

**COMPARATIVE EXPENDITURE ON SUBSIDY**

Department	Major Head	Description	2015-16				2014-15			
			Non-Plan	Plan	CSS (including CP)	Total	Non-Plan	Plan	CSS (including CP)	Total
1	2	3	4	5	6	7	8	9	10	11
(₹ in lakh)										
<b>8 Handlooms, Textiles &amp; Handicrafts</b>	<b>2851 Village and Small Industries</b>									
	103 Handloom Industries									
	10 per cent one time Rebate on sale of Handloom Clothes Subsidy		..	10,09.74	..	10,09.74	..	9,68.58	..	9,68.58
	Promotion of Handloom Industries Subsidy		..	13,14.57	..	13,14.57	..	13,38.49	..	13,38.49
	Promotion of Textile Industries Subsidy		..	20.00	..	20.00	..	..	..	..
	State Resource Centre and Research Development Cell Subsidy						..	..	..	..
	Integrated handloom Development Scheme-Cluster Approach Subsidy						..	..	..	..
	Credit to Handloom Sector Interest subsidy on Cash Credit Loan		..	30.00	..	30.00	..	..	..	..
	National Handloom Development Programme Comprehensive Handloom Development Programme		..	6,79.36	..	6,79.36	..	71.83	..	71.83

**APPENDIX-II**

**COMPARATIVE EXPENDITURE ON SUBSIDY**

Department	Major Head	Description	2015-16				2014-15			
			Non-Plan	Plan	CSS (including CP)	Total	Non-Plan	Plan	CSS (including CP)	Total
1	2	3	4	5	6	7	8	9	10	11
(₹ in lakh)										
<b>8 Handlooms, Textiles &amp; Handicrafts</b>	<b>2851 Village and Small Industries</b>									
	107 Sericulture Industries									
	Promotion of Sericulture Industries									
	Subsidy		..	1,53.27	..	1,53.27	..	18.09	..	18.09
	Odisha State Tassar and Silk Co-operative Federation for Sericulture Development									
	Subsidy		..	..	..	..	..	6.00	..	6.00
	Reimbursement cost on Procurement of Reelable Tassar Cocoons									
	Subsidy		..	..	..	..	..	1.70	..	1.70
	789 Special Component Plan for Scheduled Castes									
	10 per cent one time Rebate on sale of Handloom Clothes									
	Subsidy		..	3,50.00	..	3,50.00	..	4,51.42	..	4,51.42
	Promotion of Sericulture Industries									
	Subsidy		..	60.99	..	60.99	..	..	..	..
	Promotion of Handloom Industries									
	Subsidy		..	4,87.50	..	4,87.50	..	3,25.00	..	3,25.00

**APPENDIX-II**

**COMPARATIVE EXPENDITURE ON SUBSIDY**

Department	Major Head	Description	2015-16				2014-15			
			Non-Plan	Plan	CSS (including CP)	Total	Non-Plan	Plan	CSS (including CP)	Total
1	2	3	4	5	6	7	8	9	10	11
										(₹ in lakh)
<b>8 Handlooms, Textiles &amp; Handicrafts</b>	<b>2851 Village and Small Industries</b>									
	789	Special Component Plan for Scheduled Castes Odisha State Tassar and Silk Co-operative Federation for Sericulture Development Subsidy	..	..	..	..	..	6.00	..	6.00
		Integrated handloom Development Scheme Marketing Incentive Subsidy	..	..	..	..	..	..	..	..
		Integrated handloom Development Scheme-Cluster Approach Subsidy	..	..	..	..	..	..	..	..
		Reimbursement cost on Procurement of Reelable Tassar Cocoons Subsidy	..	..	..	..	..	8.00	..	8.00
		National Handloom Development Programme Comprehensive Handloom Development Programme	..	64.26	..	64.26	..	1.90	..	1.90

**APPENDIX-II**

**COMPARATIVE EXPENDITURE ON SUBSIDY**

Department	Major Head	Description	2015-16				2014-15			
			Non-Plan	Plan	CSS (including CP)	Total	Non-Plan	Plan	CSS (including CP)	Total
1	2	3	4	5	6	7	8	9	10	11
(₹ in lakh)										
<b>8 Handlooms, Textiles &amp; Handicrafts</b>	<b>2851 Village and Small Industries</b>									
	796 Tribal Area Sub Plan									
	10 per cent one time Rebate on sale of Handloom Clothes Subsidy		..	1,40.00	..	1,40.00	..	80.00	..	80.00
	Promotion of Sericulture Industries Subsidy		..	9,13.37	..	9,13.37	..	4,08.00	..	4,08.00
	Promotion of Handloom Industries Subsidy		..	1,95.00	..	1,95.00	..	1,30.00	..	1,30.00
	Odisha State Tassar and Silk Co-operative Federation for Sericulture Development Subsidy		..	..	..	..	..	48.00	..	48.00
	Integrated handloom Development Scheme-Cluster Subsidy		..	..	..	..	..	..	..	..
	Reimbursement cost on Procurement of Reelable Tassar Cocoons Subsidy		..	25.51	..	25.51	..	64.00	..	64.00

**APPENDIX-II**

**COMPARATIVE EXPENDITURE ON SUBSIDY**

Department	Major Head	Description	2015-16				2014-15			
			Non-Plan	Plan	CSS (including CP)	Total	Non-Plan	Plan	CSS (including CP)	Total
1	2	3	4	5	6	7	8	9	10	11
										(₹ in lakh)
<b>8 Handlooms, Textiles &amp; Handicrafts</b>	<b>2851 Village and Small Industries</b>	National Handloom Development Programme		25.70	..	25.70	..	0.44	..	0.44
		Comprehensive Handloom Development Programme	..	25.70	..	25.70	..	0.44	..	0.44
		<b>Total - 2851</b>	..	<b>54,69.27</b>	..	<b>54,69.27</b>	..	<b>39,27.45</b>	..	<b>39,27.45</b>
		<b>Total - Handlooms, Textiles &amp; Handicrafts</b>	..	<b>54,69.27</b>	..	<b>54,69.27</b>	..	<b>39,27.45</b>	..	<b>39,27.45</b>
<b>9 Fisheries and Animal Resources Development</b>	<b>2405 Fisheries</b>	101 Inland Fisheries								
		Popularisation of Fisheries Machineries / Equipments Subsidy	..	1,00.00	..	1,00.00	..	..	..	..
		103 Marine Fisheries								
		Motorisation of traditional craft Subsidy	..	..	..	..	..	4,88.79	..	4,88.79
		National Scheme for Welfare of Fisherman Welfare Programme for Fishermen Subsidy on Accident Insurance	..	66.45	..	66.45	..	70.25	..	70.25
		Promotion of L.Vanamei Aquaculture & Exports in Brackish Water Areas Subsidy	..	3,00.00	..	3,00.00	..	..	..	..



**APPENDIX-II**

**COMPARATIVE EXPENDITURE ON SUBSIDY**

Department	Major Head	Description	2015-16				2014-15			
			Non-Plan	Plan	CSS (including CP)	Total	Non-Plan	Plan	CSS (including CP)	Total
1	2	3	4	5	6	7	8	9	10	11
(₹ in lakh)										
<b>9 Fisheries and Animal Resources Development</b>	<b>2405 Fisheries</b>									
	789	Special Component Plan for Scheduled Castes National Welfare Fund of Low cost Houses Subsidy	..	..	..	..	..	..	..	..
		Welfare Programme for Fishermen - Subsidy to Fishermen on Accident Insurance								
		Subsidy	..	..	..	..	..	..	..	..
		Motorisation of traditional craft Subsidy	..	..	..	..	..	..	..	..
		National Scheme for Welfare of Fisherman								
		Welfare Programme for Fishermen Subsidy on Accident Insurance	..	25.90	..	25.90	..	23.30	..	23.30
	796	Tribal Area Sub Plan								
		Welfare Programme for Fishermen - Subsidy to Fishermen on Accident Insurance								
		Subsidy	..	..	..	..	..	..	..	..

**APPENDIX-II**

**COMPARATIVE EXPENDITURE ON SUBSIDY**

Department	Major Head	Description	2015-16				2014-15			
			Non-Plan	Plan	CSS (including CP)	Total	Non-Plan	Plan	CSS (including CP)	Total
1	2	3	4	5	6	7	8	9	10	11
										(₹ in lakh)
<b>9 Fisheries and Animal Resources Development</b>	<b>2405 Fisheries</b>									
	796 Tribal Area Sub Plan									
	National Scheme for Welfare of Fisherman									
	Welfare Programme for Fishermen Subsidy on Accident Insurance		..	24.20	..	24.20	..	19.07	..	19.07
	<b>Total - 2405</b>		..	<b>5,16.55</b>	..	<b>5,16.55</b>	..	<b>6,01.41</b>	..	<b>6,01.41</b>
	<b>Total - Fisheries and Animal Resources Development</b>		..	<b>5,16.55</b>	..	<b>5,16.55</b>	..	<b>6,01.41</b>	..	<b>6,01.41</b>
<b>10 Co-operation</b>	<b>2425 Co-operation</b>									
	107 Assistance to Credit Co-operatives									
	Grants and Subsidies									
	Subsidy to Integrated Co-operative Development Project		..	..	..	..	..	..	..	..
	Subsidy to ICDP									
	Subsidy to Integrated Co-operative Development Project		..	..	..	..	..	1,50.00	..	1,50.00
	Interest Subvention to the Co-operative Banks/ PACs for providing Crop Loan to the Farmers									

**APPENDIX-II**

**COMPARATIVE EXPENDITURE ON SUBSIDY**

Department	Major Head	Description	2015-16				2014-15			
			Non-Plan	Plan	CSS (including CP)	Total	Non-Plan	Plan	CSS (including CP)	Total
1	2	3	4	5	6	7	8	9	10	11
(₹ in lakh)										
<b>10 Co-operation</b>	<b>2425 Co-operation</b>									
	107	Assistance to Credit Co-operatives								
		Interest subsidy / subvention to the Co-operative Banks/ PACs for providing Crop loan at 5 per cent interest to the farmers	..	1,94,02.84	..	1,94,02.84	..	1,81,04.25	..	1,81,04.25
		Interest subvention to Commercial Banks/ RRBs for Crop Loan	..	..	..	..	..	..	..	..
	789	Special Component Plan for Scheduled Castes Subsidy to ICDP								
		Subsidy to Integrated Co-operative Development Project	..	..	..	..	..	45.00	..	45.00
		Interest Subvention to the Co-operatives Banks/ PACs for providing Crop Loan to the								
		Interest subsidy / subvention to the Co-operative Banks/ PACs for providing Crop loan at 5 per cent interest to the farmers	..	54,97.47	..	54,97.47	..	51,29.53	..	51,29.53
		Interest subvention to Commercial Banks/ RRBs for Crop Loan	..	..	..	..	..	..	..	..

**APPENDIX-II**

**COMPARATIVE EXPENDITURE ON SUBSIDY**

Department	Major Head	Description	2015-16				2014-15			
			Non-Plan	Plan	CSS (including CP)	Total	Non-Plan	Plan	CSS (including CP)	Total
1	2	3	4	5	6	7	8	9	10	11
(₹ in lakh)										
<b>10 Co-operation</b>	<b>2425 Co-operation</b>									
	796 Tribal Area Sub Plan									
	Subsidy to ICDP									
	Subsidy to Integrated Co-operative Development Project		..	..	..	..	..	60.00	..	60.00
	Interest Subvention to the Co-operative Banks/ PACs for providing Crop Loan to the Farmers		..	74,37.76	..	74,37.76	..	69,39.96	..	69,39.96
	Interest subsidy / subvention to the Co-operative Banks/ PACs for providing Crop loan at 5 per cent interest to the farmers		..	..	..	..	..	..	..	..
	Interest subvention to Commercial Banks/ RRBs for Crop Loan		..	..	..	..	..	..	..	..
	<b>Total - 2425</b>		..	<b>3,23,38.07</b>	..	<b>3,23,38.07</b>	..	<b>3,04,28.74</b>	..	<b>3,04,28.74</b>
	<b>Total - Co-operation</b>		..	<b>3,23,38.07</b>	..	<b>3,23,38.07</b>	..	<b>3,04,28.74</b>	..	<b>3,04,28.74</b>
<b>11 Women and Child Development</b>	<b>2235 Social Security and Welfare</b>									
	02 Social Welfare									
	103 Women's Welfare									
	<i>Mahila Vikas Samabaya Nigam</i>									
	Subsidy to <i>Mahila Vikas Samabaya Nigam</i>		..	1,49.00	..	1,49.00	..	60.00	..	60.00

**APPENDIX-II**

**COMPARATIVE EXPENDITURE ON SUBSIDY**

Department	Major Head	Description	2015-16				2014-15			
			Non-Plan	Plan	CSS (including CP)	Total	Non-Plan	Plan	CSS (including CP)	Total
1	2	3	4	5	6	7	8	9	10	11
(₹ in lakh)										
<b>11 Women and Child Development</b>	<b>2235 Social Security and Welfare</b>									
		<b>Total - 2235</b>	..	<b>1,49.00</b>	..	<b>1,49.00</b>	..	<b>60.00</b>	..	<b>60.00</b>
		<b>Total - Women and Child Development</b>	..	<b>1,49.00</b>	..	<b>1,49.00</b>	..	<b>60.00</b>	..	<b>60.00</b>
<b>12 Micro, Small and Medium Enterprises</b>	<b>2851 Village and Small Industries</b>									
	102 Small Scale Industries									
	Subsidies for Small Scale Industries									
	Subsidy in shape of Financial Assistance against interest payment to SSI Units		..	3,58.67	..	3,58.67	..	39.93	..	39.93
	Subsidy in shape of Financial Assistance against Sales Tax reimbursement in SSI units		..	..	..	..	..	23.16	..	23.16
	Subsidy in shape of Financial Assistance against VAT reimbursement in MSME Sector Units		..	12,23.65	..	12,23.65	..	1,27.06	..	1,27.06
	Subsidy to Micro and Small Enterprises under MSME Department Policy, 2009		..	2,36.77	..	2,36.77	..	1,10.25	..	1,10.25
	105 Khadi and Village Industries									
	Rebate on Sale of Khadi Cloth									

**APPENDIX-II**

**COMPARATIVE EXPENDITURE ON SUBSIDY**

Department	Major Head	Description	2015-16				2014-15			
			Non-Plan	Plan	CSS (including CP)	Total	Non-Plan	Plan	CSS (including CP)	Total
1	2	3	4	5	6	7	8	9	10	11
(₹ in lakh)										
<b>12 Micro, Small and Medium Enterprises</b>	<b>2851 Village and Small Industries</b>									
	105 Khadi and Village Industries									
	Subsidy		..	..	..	..	..	33.60	..	33.60
	789 Special Component Plan for Scheduled Castes									
	Rebate on Sale of Khadi Cloth									
	Subsidy		..	..	..	..	..	6.40	..	6.40
	Subsidies for Small Scale Industries									
	Subsidy in shape of Financial Assistance against interest payment to SSI Units		..	..	..	..	..	..	..	..
	Subsidy in shape of Financial Assistance against VAT reimbursement in MSME Sector		..	19.40	..	19.40	..	37.89	..	37.89
	Units									
	Subsidy to Micro and Small Enterprises under MSME Department Policy, 2009		..	11.68	..	11.68	..	4.00	..	4.00
	796 Tribal Area Sub-Plan									
	Subsidies for Small Scale Industries									

**APPENDIX-II**


**COMPARATIVE EXPENDITURE ON SUBSIDY**

Department	Major Head	Description	2015-16				2014-15			
			Non-Plan	Plan	CSS (including CP)	Total	Non-Plan	Plan	CSS (including CP)	Total
1	2	3	4	5	6	7	8	9	10	11
										(₹ in lakh)
<b>12 Micro, Small and Medium Enterprises</b>	<b>2851 Village and Small Industries</b>									
	796 Tribal Area Sub Plan									
		Subsidy in shape of Financial Assistance against interest payment to SSI Units	..	4.80	..	4.80	..	..	..	..
		Subsidy in shape of Financial Assistance against Sales Tax reimbursement in SSI units	..	..	..	..	..	..	..	..
		Subsidy in shape of Financial Assistance against VAT reimbursement in MSME Sector Units	..	47.50	..	47.50	..	27.10	..	27.10
		Subsidy to Micro and Small Enterprises under MSME Department Policy, 2009	..	9.55	..	9.55	..	5.75	..	5.75
		<b>Total - 2851</b>	..	<b>19,12.02</b>	..	<b>19,12.02</b>	..	<b>4,15.14</b>	..	<b>4,15.14</b>
		<b>Total - Micro, Small and Medium Enterprises</b>	..	<b>19,12.02</b>	..	<b>19,12.02</b>	..	<b>4,15.14</b>	..	<b>4,15.14</b>
		<b>Grand Total</b>	<b>18,90,83.87</b>	<b>6,90,58.24</b>	..	<b>25,81,42.11</b>	<b>15,48,81.56</b>	<b>5,27,01.34</b>	..	<b>20,75,82.90</b>

**APPENDIX - II**

**COMPARATIVE EXPENDITURE ON SUBSIDY (IMPLICIT)**

Department	Major Head	Description	2015-16				2014-15			
			Non-Plan	Plan	CSS (including CP)	Total	Non-Plan	Plan	CSS (including CP)	Total
										(₹ in crore)
<b>Rural Development</b>	2215	Water Supply and Sanitation	2,55.63	..	..	..	3,38.65	..	..	3,38.65
	2700	Major Irrigation	..	..	..	..	..	..	..	..
<b>Water Resources</b>	2701	Medium Irrigation	2,13.34	..	..	..	..	..	..	..
	2702	Minor Irrigation	..	..	..	..	1,76.97	..	..	1,76.97
		<b>Total</b>	<b>4,68.97</b>	..	..	..	<b>5,15.62</b>	..	..	<b>5,15.62</b>





**APPENDIX-III**

**GRANTS-IN-AID/ ASSISTANCE GIVEN BY THE STATE GOVERNMENT**

**(INSTITUTION-WISE AND SCHEME-WISE)**

Recipients	Scheme	TSP/ SCSP/ Normal/ FC/ EAP	2015-16				Of the total amount released, amount sanctioned for creation of Assets	2014-15				Of the total amount released, amount sanctioned for creation of Assets
			Non-Plan	State Plan	CP/ GOI share of CSS	Total		Non-Plan	State Plan	CP/ GOI Share of CSS	Total	
1	2	3	4	5	6	7	8	9	10	11	12	13
<b>PANCHAYATI RAJ INSTITUTIONS</b>												
<b>ZILLA PARISHADS</b>	13 <sup>th</sup> Finance Commission (13 <sup>th</sup> FC) -Grants to Panchayati Raj Institutions (PRIs)-(General Performance)	Normal	..	..	..	..	..	48,77.64	..	..	48,77.64	..
	13 <sup>th</sup> FC Grants to Panchayati Raj Institutions- (General Basic)	Normal	..	..	..	..	..	4,29,29.02	..	..	4,29,29.02	..
	Compensation and Assignments to Gram Panchayats under the Award of 3 <sup>rd</sup> SFC	Normal	..	..	..	..	..	3.48	..	..	3.48	..
	Compensation and Assignments to Zilla Parishads under the Award of 3 <sup>rd</sup> State Finance Commission	Normal	..	..	..	..	..	4,56.21	..	..	4,56.21	..
	Devolution of Funds to PRIs as Recommended by 3 <sup>rd</sup> SFC	Normal	..	..	..	..	..	26,52.22	..	..	26,52.22	..

(₹ in lakh)

**APPENDIX-III**

**GRANTS-IN-AID/ ASSISTANCE GIVEN BY THE STATE GOVERNMENT**

**(INSTITUTION-WISE AND SCHEME-WISE)**

Recipients	Scheme	TSP/ SCSP/ Normal/ FC/ EAP	2015-16				Of the total amount released, amount sanctioned for creation of Assets	2014-15				Of the total amount released, amount sanctioned for creation of Assets	
			Non-Plan	Plan		Total		Non-Plan	Plan		Total		
1	2	3	4	5	6	7	8	9	10	11	12	13	
													(₹ in lakh)
	Devolution of Funds to PRIs under the award of 4th State Finance Commission	Normal	23,55.00	..	..	23,55.00	..	..	..	..	..	..	
	Grants and Assistance under the award of 4 <sup>th</sup> State Finance Commission	Normal	55,88.25	..	..	55,88.25	50,00.00	..	..	..	..	..	
	Grants for Maintenance of District and Other Roads	Normal	62,09.00	..	..	62,09.00	..	15,33.52	..	..	15,33.52	..	
	Grants for Maintenance of Non-Residential Buildings	Normal	1,35.00	..	..	1,35.00	..	67.70	..	..	67.70	..	
	Grants to Zilla Parishads under the Award of 3 <sup>rd</sup> State Finance Commission	Normal	..	..	..	..	..	5,27.22	..	..	5,27.22	..	
	Maintenance/ Improvement of Road Infrastructure under the award of 4 <sup>th</sup> State Finance Commission	Normal	60,00.00	..	..	60,00.00	..	..	..	..	..	..	
	<b>TOTAL-ZILLA PARISHADS</b>		<b>2,02,87.25</b>	<b>..</b>	<b>..</b>	<b>2,02,87.25</b>	<b>50,00.00</b>	<b>5,30,47.01</b>	<b>..</b>	<b>..</b>	<b>5,30,47.01</b>	<b>..</b>	

**APPENDIX-III**

**GRANTS-IN-AID/ ASSISTANCE GIVEN BY THE STATE GOVERNMENT**

**(INSTITUTION-WISE AND SCHEME-WISE)**

Recipients	Scheme	TSP/ SCSP/ Normal/ FC/ EAP	2015-16				Of the total amount released, amount sanctioned for creation of Assets	2014-15				Of the total amount released, amount sanctioned for creation of Assets
			Non-Plan	State Plan	CP/ GOI share of CSS	Total		Non-Plan	State Plan	CP/ GOI Share of CSS	Total	
1	2	3	4	5	6	7	8	9	10	11	12	13
												(₹ in lakh)
<b>PANCHAYAT SAMITIS</b>	13 <sup>th</sup> FC Award for Maintenance of Roads and Bridges (Panchayat)	Normal	..	..	..	..	..	61,00.00	..	..	61,00.00	..
	Anganwadi Scheme		10.37	..	..	10.37	..	..	..	..	..	..
	Compensation and Assignments to Block Panchayat (Panchayat Samitis) under the Award of 3 <sup>rd</sup> SFC	Normal	..	..	..	..	..	5,00.00	..	..	5,00.00	..
	Grants and Assistance under the award of 4 <sup>th</sup> State Finance Commission	Normal	15,33.44	..	..	15,33.44	..	..	..	..	..	..
	Grants for Maintenance of District and Other Roads	Normal	..	..	..	..	..	61,34.10	..	..	61,34.10	..
	Grants for Maintenance of Non-Residential Buildings	Normal	6,82.50	..	..	6,82.50	..	6,56.90	..	..	6,56.90	..
	Grants to Block Panchayat under the Award of 3 <sup>rd</sup> SFC	Normal	..	..	..	..	..	11,79.00	..	..	11,79.00	..

**APPENDIX-III**

**GRANTS-IN-AID/ ASSISTANCE GIVEN BY THE STATE GOVERNMENT**

**(INSTITUTION-WISE AND SCHEME-WISE)**

Recipients	Scheme	TSP/ SCSP/ Normal/ FC/ EAP	2015-16				Of the total amount released, amount sanctioned for creation of Assets	2014-15				Of the total amount released, amount sanctioned for creation of Assets
			Non-Plan	State Plan	CP/ GOI share of CSS	Total		Non-Plan	State Plan	CP/ GOI Share of CSS	Total	
1	2	3	4	5	6	7	8	9	10	11	12	13
												(₹ in lakh)
<b>PANCHAYAT SAMITIS</b>	Grants to Gram Panchayat under the Award of 3 <sup>rd</sup> SFC	Normal	..	..	..	..	..	10,88.36	..	..	10,88.36	..
	Grants to Zilla Parishads under the Award of 3 <sup>rd</sup> State Finance Commission	Normal	..	..	..	..	..	23.75	..	..	23.75	..
	Integrated Tribal Development- Establishment Charges	Normal	..	..	..	..	..	5.17	..	..	5.17	..
	Maintenance and Repair of Government Residential Buildings of Panchayat Samitis	Normal	..	..	..	..	..	23.06	..	..	23.06	..
	Multi Sector Development Programme for Welfare of Backward Classes	Normal	..	..	..	..	..	..	27.00	..	27.00	..
	Other Grants for Rural Development	Normal	..	..	..	..	..	4,20.91	..	..	4,20.91	..
	Staff Quarters under the Award of 4 <sup>th</sup> State Finance Commission	Normal	22,96.00	..	..	22,96.00	22,96.00	..	..	..	..	..
	Untied Fund to Panchayat Samitis under 3 <sup>rd</sup> SFC	Normal	..	..	..	..	..	1,09,90.00	..	..	1,09,90.00	..
	<b>TOTAL-PANCHAYAT SAMITIS</b>		<b>45,22.31</b>	..	..	<b>45,22.31</b>	<b>22,96.00</b>	<b>2,71,21.25</b>	<b>27.00</b>	..	<b>2,71,48.25</b>	..

**APPENDIX-III**

**GRANTS-IN-AID/ ASSISTANCE GIVEN BY THE STATE GOVERNMENT**

**(INSTITUTION-WISE AND SCHEME-WISE)**

Recipients	Scheme	TSP/ SCSP/ Normal/ FC/ EAP	2015-16				Of the total amount released, amount sanctioned for creation of Assets	2014-15				Of the total amount released, amount sanctioned for creation of Assets	
			Non-Plan	Plan		Total		Non-Plan	Plan		Total		
1	2	3	4	5	6	7	8	9	10	11	12	13	
													(₹ in lakh)
<b>GRAM PANCHAYATS</b>	13 <sup>th</sup> FC-Grants to Panchayati Raj Institutions- (Special Area Performance)	Normal	..	..	..	..	..	8,92.10	..	..	8,92.10	..	
	13 <sup>th</sup> FC Grants to Panchayati Raj Institutions- (Special Area Basic)	Normal	..	..	..	..	..	19,39.00	..	..	19,39.00	..	
	Basic Grants to Rural Local Bodies	Normal	4,77,96.29	..	..	4,77,96.29	..	..	..	..	..	..	
	Compensation and Assignments to Gram Panchayats under the Award of 3 <sup>rd</sup> SFC	Normal	..	..	..	..	..	25,30.89	..	..	25,30.89	..	
	Devolution of Funds to PRIs as Recommended by 3 <sup>rd</sup> SFC	Normal	..	..	..	..	..	1,51,49.00	..	..	1,51,49.00	..	

**APPENDIX-III**

**GRANTS-IN-AID/ ASSISTANCE GIVEN BY THE STATE GOVERNMENT**

**(INSTITUTION-WISE AND SCHEME-WISE)**

Recipients	Scheme	TSP/ SCSP/ Normal/ FC/ EAP	2015-16				Of the total amount released, amount sanctioned for creation of Assets	2014-15				Of the total amount released, amount sanctioned for creation of Assets
			Non-Plan	State Plan	CP/ GOI share of CSS	Total		Non-Plan	State Plan	CP/ GOI Share of CSS	Total	
1	2	3	4	5	6	7	8	9	10	11	12	13
												(₹ in lakh)
<b>GRAM PANCHAYATS</b>	Devolution of Funds to PRIs under the award of 4 <sup>th</sup> State Finance Commission	Normal	3,59,61.99	..	..	3,59,61.99	..	..	..	..	..	..
	<i>Gram Sabha Sashaktikaran Karyakrama</i>	Normal	..	..	..	..	..	..	2,50.00	..	2,50.00	..
	Grants and Assistance under the award of 4 <sup>th</sup> State Finance Commission	Normal	1,62,39.17	..	..	1,62,39.17	74,64.00	..	..	..	..	..
	Grants for Maintenance of District and Other Roads	Normal	22,25.39	..	..	22,25.39	..	..	..	..	..	..
	Grants to Gram Panchayat under the Award of 3 <sup>rd</sup> SFC	Normal	..	..	..	..	..	22,58.33	..	..	22,58.33	..
	Incentive Awards to Panchayati Raj Institutions (PRIs)	Normal	..	..	..	..	..	3,60.00	..	..	3,60.00	..
	National Rural Livelihood Mission (NRLM)	Normal SCSP	..	2,35.38	..	2,35.38	..	..	..	..	..	..
			..	94.11	..	94.11	..	..	..	..	..	..
	<b>TOTAL-GRAM PANCHAYATS</b>		<b>10,22,22.84</b>	<b>3,29.49</b>	..	<b>10,25,52.33</b>	<b>74,64.00</b>	<b>2,31,29.32</b>	<b>2,50.00</b>	..	<b>2,33,79.32</b>	..

**APPENDIX-III**

**GRANTS-IN-AID/ ASSISTANCE GIVEN BY THE STATE GOVERNMENT**

**(INSTITUTION-WISE AND SCHEME-WISE)**

Recipients	Scheme	TSP/ SCSP/ Normal/ FC/ EAP	2015-16				Of the total amount released, amount sanctioned for creation of Assets	2014-15				Of the total amount released, amount sanctioned for creation of Assets	
			Non-Plan	State Plan	CP/ GOI share of CSS	Total		Non-Plan	State Plan	CP/ GOI Share of CSS	Total		
1	2	3	4	5	6	7	8	9	10	11	12	13	
													(₹ in lakh)
<b>OTHERS</b>	13 <sup>th</sup> FC Grants to Panchayati Raj Institutions- (General Basic)	Normal	..	..	..	..	..	3,83.90	..	..	3,83.90	..	
	<i>Aam Admi Bima Yojana</i>	Normal	..	6,00.00	..	6,00.00	..	..	3,00.00	..	3,00.00	..	
		SCSP	..	2,20.00	..	2,20.00	..	..	1,10.00	..	1,10.00	..	
		TSP	..	1,80.00	..	1,80.00	..	..	90.00	..	90.00	..	
	Backward Regions Grant Fund	Normal	..	..	..	..	..	..	5,93.00	..	5,93.00	3,55.80	
		SCSP	..	..	..	..	..	..	1,74.00	..	1,74.00	1,04.40	
		TSP	..	..	..	..	..	..	3,94.00	..	3,94.00	2,36.40	
	Celebration of Panchayatiraj Divas under the Award of 3 <sup>rd</sup> SFC	Normal	..	..	..	..	..	70.00	..	..	70.00	..	
	Grants and Assistance under the award of 4 <sup>th</sup> State Finance Commission	Normal	15.77	..	..	15.77	..	..	..	..	..	..	
	<i>Indira Awaas Yojana</i>	TSP	..	3,27.24	..	3,27.24	3,27.24	..	..	..	..	..	
	Interest Subvention for Women SHGs	Normal	..	20,00.00	..	20,00.00	..	..	7,00.00	..	7,00.00	..	

**APPENDIX-III**

**GRANTS-IN-AID/ ASSISTANCE GIVEN BY THE STATE GOVERNMENT**

**(INSTITUTION-WISE AND SCHEME-WISE)**

Recipients	Scheme	TSP/ SCSP/ Normal/ FC/ EAP	2015-16				Of the total amount released, amount sanctioned for creation of Assets	2014-15				Of the total amount released, amount sanctioned for creation of Assets	
			Non-Plan	State Plan	CP/ GOI share of CSS	Total		Non-Plan	State Plan	CP/ GOI Share of CSS	Total		
1	2	3	4	5	6	7	8	9	10	11	12	13	
													(₹ in lakh)
<b>OTHERS</b>	Mission <i>Yuva Shakti</i>	Normal	..	..	..	..	..	..	1,00.00	..	1,00.00	..	
	National Rural Livelihood Mission (NRLM)	Normal	..	42,01.79	..	42,01.79	..	..	..	..	..	..	
		SCSP	..	26,20.83	..	26,20.83	..	..	..	..	..	..	
		TSP	..	22,14.72	..	22,14.72	..	..	..	..	..	..	
	<i>Rajiv Gandhi Panchayat Sashaktikaran Abhiyan</i> (RGPSA)	Normal	..	..	..	..	..	..	31,16.43	..	31,16.43	..	
		SCSP	..	..	..	..	..	..	8,77.86	..	8,77.86	..	
		TSP	..	..	..	..	..	..	3,95.04	..	3,95.04	..	
	Targeted Rural Initiative for Poverty Termination and Infrastructure (TRIPTI)	Normal	..	..	..	..	..	..	36,00.00	..	36,00.00	..	
		SCSP	..	..	..	..	..	..	13,20.00	..	13,20.00	..	
		TSP	..	..	..	..	..	..	10,80.00	..	10,80.00	..	
<b>TOTAL-OTHERS</b>			<b>15.77</b>	<b>1,23,64.58</b>	<b>..</b>	<b>1,23,80.35</b>	<b>3,27.24</b>	<b>4,53.90</b>	<b>1,28,50.33</b>	<b>..</b>	<b>1,33,04.23</b>	<b>6,96.60</b>	
<b>URBAN LOCAL BODIES</b>													
<b>MUNICIPAL CORPORATIONS</b>	13 <sup>th</sup> FC Award for Maintenance of Roads and Bridges (Urban)	Normal	..	..	..	..	..	12,22.40	..	..	12,22.40	..	
	13 <sup>th</sup> FC Grants to Urban Local Bodies (General Basic)	Normal	33,31.04	..	..	33,31.04	..	29,39.32	..	..	29,39.32	..	
	13 <sup>th</sup> Finance Commission Grant to Urban Local Bodies (General	Normal	4,40.38	..	..	4,40.38	..	..	..	..	..	..	



**APPENDIX-III**

**GRANTS-IN-AID/ ASSISTANCE GIVEN BY THE STATE GOVERNMENT**

**(INSTITUTION-WISE AND SCHEME-WISE)**

Recipients	Scheme	TSP/ SCSP/ Normal/ FC/ EAP	2015-16				Of the total amount released, amount sanctioned for creation of Assets	2014-15				Of the total amount released, amount sanctioned for creation of Assets
			Non-Plan	State Plan	CP/ GOI share of CSS	Total		Non-Plan	State Plan	CP/ GOI Share of CSS	Total	
1	2	3	4	5	6	7	8	9	10	11	12	13
												(₹ in lakh)
<b>MUNICIPAL CORPORATIONS</b>	Assistance to Municipal Corporations on Recommendation of 3 <sup>rd</sup> State Finance Commission	Normal	..	..	..	..	..	18,77.51	..	..	18,77.51	..
	Atal Mission for Rejuvenation & Urban Transformation (AMRUT)	SCSP	..	11,16.23	..	11,16.23	11,16.23	..	..	..	..	..
		Normal	..	41,26.65	..	41,26.65	41,26.65	..	..	..	..	..
		TSP	..	15,22.12	..	15,22.12	15,22.12	..	..	..	..	..
	Basic Grants to Urban Local Bodies	Normal	33,43.85	..	..	33,43.85	..	..	..	..	..	..
	Basic Services to Urban Poor	Normal	..	..	..	..	..	..	2.65	..	2.65	2.65
	Compensation and Assignments under 4 <sup>th</sup> State Finance Commission	Normal	2,54,69.27	..	..	2,54,69.27	..	..	..	..	..	..
	Devolution recommended by 4 <sup>th</sup> State Finance Commission	Normal	67,50.66	..	..	67,50.66	..	..	..	..	..	..
	Grants and Assistance to Municipal Corporations	Normal	..	..	..	..	..	6.83	..	..	6.83	..

**APPENDIX-III**

**GRANTS-IN-AID/ ASSISTANCE GIVEN BY THE STATE GOVERNMENT**

**(INSTITUTION-WISE AND SCHEME-WISE)**

Recipients	Scheme	TSP/ SCSP/ Normal/ FC/ EAP	2015-16				Of the total amount released, amount sanctioned for creation of Assets	2014-15				Of the total amount released, amount sanctioned for creation of Assets
			Non-Plan	State Plan	CP/ GOI share of CSS	Total		Non-Plan	State Plan	CP/ GOI Share of CSS	Total	
1	2	3	4	5	6	7	8	9	10	11	12	13
												(₹ in lakh)
<b>MUNICIPAL CORPOR- ATIONS</b>	Grants and Assistance under the award of 4 <sup>th</sup> State Finance Commission	Normal	9,52.00	..	..	9,52.00	3,13.25	..	..	..	..	..
	Grants for Maintenance of Non-Residential Building- ULBs	Normal	59.00	..	..	59.00	..	..	..	..	..	..
	Grants for Urban Sewerage Schemes	Normal	..	..	..	..	..	..	70.00	..	70.00	..
	Grants to Municipal Corporations under 3 <sup>rd</sup> State Finance Commission	Normal	..	..	..	..	..	2,07,22.56	..	..	2,07,22.56	..
	Implementation of Integrated Housing Slum Development Project (IHSDP) under JNNURM	Normal	..	..	..	..	..	..	1.71	..	1.71	1.71
	Implementation of <i>Rajiv Awas Yojana</i> (RAY) under JNNURM	Normal	..	7,00.65	..	7,00.65	7,00.65	..	48,59.51	..	48,59.51	48,59.51
		SCSP	..	1,88.98	..	1,88.98	1,88.98	..	12,96.75	..	12,96.75	12,96.75
		TSP	..	2,51.99	..	2,51.99	2,51.99	..	9,80.61	..	9,80.61	9,80.61
	Improvement of Urban Infrastructure on Governance (UIG)	Normal	..	..	..	..	..	..	8,25.00	..	8,25.00	8,25.00
		SCSP	..	..	..	..	..	..	2,33.75	..	2,33.75	2,33.75

**APPENDIX-III**

**GRANTS-IN-AID/ ASSISTANCE GIVEN BY THE STATE GOVERNMENT**

**(INSTITUTION-WISE AND SCHEME-WISE)**

Recipients	Scheme	TSP/ SCSP/ Normal/ FC/ EAP	2015-16				Of the total amount released, amount sanctioned for creation of Assets	2014-15				Of the total amount released, amount sanctioned for creation of Assets	
			Non-Plan	State Plan	CP/ GOI share of CSS	Total		Non-Plan	State Plan	CP/ GOI Share of CSS	Total		
1	2	3	4	5	6	7	8	9	10	11	12	13	
													(₹ in lakh)
<b>MUNICIPAL CORPOR- ATIONS</b>	Improvement of Urban Roads under State Plan	Normal	..	5,45.46	..	5,45.46	5,45.46	..	5,45.46	..	5,45.46	5,45.46	
		SCSP	..	1,47.00	..	1,47.00	1,47.00	..	1,47.00	..	1,47.00	1,47.00	
		TSP	..	1,96.80	..	1,96.80	1,96.80	..	1,96.80	..	1,96.80	1,96.80	
	Maintenance of Urban Roads	Normal	7,84.71	..	..	7,84.71	..	7,13.38	..	..	..	7,13.38	..
	National Urban Livelihood Mission	Normal	..	2,23.13	..	2,23.13	..	..	9,03.68	..	9,03.68	..	..
		SCSP	..	60.74	..	60.74	..	..	2,40.92	..	2,40.92	..	..
		TSP	..	81.61	..	81.61	..	..	3,24.73	..	3,24.73	..	..
	Rehabilitation of Urban Slums in Berhampur	SCSP	..	1,65.00	..	1,65.00	..	..	12,57.08	..	12,57.08	..	..
		Normal	..	6,10.00	..	6,10.00	..	..	41,93.84	..	41,93.84	..	..
		TSP	..	2,25.00	..	2,25.00	..	..	15,49.08	..	15,49.08	..	..
	Smart Cities	Normal	..	2,10,52.43	..	2,10,52.43	2,10,52.43	..	..	..	..	..	..
		SCSP	..	65,96.57	..	65,96.57	65,96.57	..	..	..	..	..	..
		TSP	..	88,26.31	..	88,26.31	88,26.31	..	..	..	..	..	..
	Special Problem Fund	Normal	..	..	..	..	..	..	3,20.00	..	3,20.00	3,20.00	
	Sub-Mission on Urban Infrastructure and Governance (SM-UIG)- (JNNURM)	Normal	..	..	..	..	..	..	..	6,98.49	..	6,98.49	6,98.49
SCSP		..	..	..	..	..	..	..	2,36.02	..	2,36.02	2,36.02	
TSP		..	..	..	..	..	..	..	3,15.98	..	3,15.98	3,15.98	

**APPENDIX-III**

**GRANTS-IN-AID/ ASSISTANCE GIVEN BY THE STATE GOVERNMENT**

**(INSTITUTION-WISE AND SCHEME-WISE)**

Recipients	Scheme	TSP/ SCSP/ Normal/ FC/ EAP	2015-16				Of the total amount released, amount sanctioned for creation of Assets	2014-15				Of the total amount released, amount sanctioned for creation of Assets
			Non-Plan	Plan		Total		Non-Plan	Plan		Total	
1	2	3	4	5	6	7	8	9	10	11	12	13
												(₹ in lakh)
	Urban Development Scheme	Normal	..	6,94.01	..	6,94.01	6,31.22	..	45,64.09	..	45,64.09	44,83.29
		SCSP	..	99.42	..	99.42	99.42	..	9,29.01	..	9,29.01	9,29.01
		TSP	..	80.59	..	80.59	80.59	..	10,96.76	..	10,96.76	10,96.76
	Urban Sanitation Scheme	Normal	..	4,50.00	..	4,50.00	4,50.00	..	4,50.00	..	4,50.00	4,50.00
	<b>TOTAL-MUNICIPAL CORPORATIONS</b>		<b>4,11,30.91</b>	<b>4,79,60.69</b>	<b>..</b>	<b>8,90,91.60</b>	<b>4,68,45.67</b>	<b>2,74,82.00</b>	<b>2,62,38.92</b>	<b>..</b>	<b>5,37,20.92</b>	<b>1,76,18.79</b>
<b>MUNICIPALITIES/ MUNICIPAL COUNCILS</b>	13 <sup>th</sup> FC Award for Maintenance of Roads and Bridges (Urban)	Normal	..	..	..	..	..	17,22.95	..	..	17,22.95	..
	13 <sup>th</sup> FC Grants to Urban Local Bodies (General Basic)	Normal	47,90.96	..	..	47,90.96	..	53,57.41	..	..	53,57.41	..
	13 <sup>th</sup> FC Grant to Urban Local Bodies (General Performance)	Normal	6,72.20	..	..	6,72.20	..	..	..	..	..	..
	13 <sup>th</sup> FC Grants to Urban Local Bodies (Special Area Basic )	Normal	..	..	..	..	..	2,21.00	..	..	2,21.00	..
	13 <sup>th</sup> FC Grants to Urban Local Bodies (Special Area Performance )	Normal	..	..	..	..	..	1,01.68	..	..	1,01.68	..

**APPENDIX-III**

**GRANTS-IN-AID/ ASSISTANCE GIVEN BY THE STATE GOVERNMENT**

**(INSTITUTION-WISE AND SCHEME-WISE)**

Recipients	Scheme	TSP/ SCSP/ Normal/ FC/ EAP	2015-16				Of the total amount released, amount sanctioned for creation of Assets	2014-15				Of the total amount released, amount sanctioned for creation of Assets	
			Non-Plan	Plan		Total		Non-Plan	Plan		Total		
1	2	3	4	5	6	7	8	9	10	11	12	13	
												(₹ in lakh)	
<b>MUNICIPALITIES/ MUNICIPAL COUNCILS</b>	Assistance to Municipalities/Municipal Councils on Recommendation of 3 <sup>rd</sup> State Finance Commission-Devolution	Normal	..	..	..	..	..	25,93.57	..	..	25,93.57	..	
	Assistance to Nagar Panchayats/NACs on Recommendation of 3 <sup>rd</sup> State Finance Commission-Devolution	Normal	..	..	..	..	..	15,78.92	..	..	15,78.92	..	
	Atal Mission for Rejuvenation & Urban Transformation (AMRUT)	Normal	..	14,40.21	..	14,40.21	14,40.21	..	..	..	..	..	..
		SCSP	..	3,89.56	..	3,89.56	3,89.56	..	..	..	..	..	..
		TSP	..	5,31.23	..	5,31.23	5,31.23	..	..	..	..	..	..
	Basic Grants to Urban Local Bodies	Normal	47,78.15	..	..	47,78.15	..	..	..	..	..	..	
	Basic Services to Urban Poor	Normal	..	..	..	..	..	..	..	2.65	..	2.65	2.65
Compensation and Assignments under 4th State Finance Commission	Normal	3,46,09.54	..	..	3,46,09.54	..	..	..	..	..	..	..	

**APPENDIX-III**

**GRANTS-IN-AID/ ASSISTANCE GIVEN BY THE STATE GOVERNMENT**

**(INSTITUTION-WISE AND SCHEME-WISE)**

Recipients	Scheme	TSP/ SCSP/ Normal/ FC/ EAP	2015-16				Of the total amount released, amount sanctioned for creation of Assets	2014-15				Of the total amount released, amount sanctioned for creation of Assets
			Non-Plan	State Plan	CP/ GOI share of CSS	Total		Non-Plan	State Plan	CP/ GOI Share of CSS	Total	
1	2	3	4	5	6	7	8	9	10	11	12	13
												(₹ in lakh)
<b>MUNICIPALITIES/ MUNICIPAL COUNCILS</b>	Devolution recommended by 4 <sup>th</sup> State Finance Commission	Normal	96,53.48	..	..	96,53.48	..	..	..	..	..	..
	Grants and Assistance to Municipalities/Municipal Councils	Normal	..	..	..	..	..	74.08	..	..	74.08	..
	Grants and Assistance to Nagar Panchayats/NACs	Normal	..	..	..	..	..	22.03	..	..	22.03	..
	Grants and Assistance under the award of 4 <sup>th</sup> State Finance Commission	Normal	27,07.10	..	..	27,07.10	14,40.00	..	..	..	..	..
	Grants for Maintenance of Non-Residential Building- ULBs	Normal	3,77.43	..	..	3,77.43	..	..	..	..	..	..
	Grants for Maintenance of Non-Residential Buildings	Normal	..	..	..	..	..	3,96.75	..	..	3,96.75	..
	Grants to Municipal Corporations under 3 <sup>rd</sup> State Finance Commission	Normal	..	..	..	..	..	10,00.00	..	..	10,00.00	..

**APPENDIX-III**

**GRANTS-IN-AID/ ASSISTANCE GIVEN BY THE STATE GOVERNMENT**

**(INSTITUTION-WISE AND SCHEME-WISE)**

Recipients	Scheme	TSP/ SCSP/ Normal/ FC/ EAP	2015-16				Of the total amount released, amount sanctioned for creation of Assets	2014-15				Of the total amount released, amount sanctioned for creation of Assets	
			Non-Plan	Plan	CP/ GOI share of CSS	Total		Non-Plan	Plan	CP/ GOI Share of CSS	Total		
1	2	3	4	5	6	7	8	9	10	11	12	13	
													(₹ in lakh)
<b>MUNICIPALITIES/ MUNICIPAL COUNCILS</b>	Grants to Municipalities/Municipal Councils under 3 <sup>rd</sup> State Finance Commission	Normal	..	..	..	..	..	1,95,65.55	..	..	1,95,65.55	..	
	Grants to Nagar Panchayats/NACs under 3 <sup>rd</sup> State Finance Commission	Normal	..	..	..	..	..	1,14,40.31	..	..	1,14,40.31	..	
	Implementation of Integrated Housing Slum Development Project (IHSDP) under JNNURM	SCSP	..	68.17	..	68.17	68.17	..	1,19.12	..	1,19.12	1,19.12	
		Normal	..	2,55.47	..	2,55.47	2,55.47	..	4,46.36	..	4,46.36	4,46.36	
		TSP	..	51.55	..	51.55	51.55	..	1,02.70	..	1,02.70	1,02.70	
	Implementation of <i>Rajiv Awas Yojana</i> (RAY) under JNNURM	Normal	..	..	..	..	..	..	30,99.06	..	30,99.06	30,99.06	
		SCSP	..	..	..	..	..	..	8,47.97	..	8,47.97	8,47.97	
		TSP	..	..	..	..	..	..	7,52.42	..	7,52.42	7,52.42	
	Implementation of Urban Infrastructure Development Support Scheme & MT (UIDSSMT) under JNNURM	Normal	..	..	..	..	..	..	6,62.73	..	6,62.73	6,62.73	
	Improvement of Urban Infrastructure on Governance(UG)	Normal	..	..	..	..	..	..	32,55.00	..	32,55.00	32,55.00	
	SCSP	..	..	..	..	..	..	9,22.25	..	9,22.25	9,22.25		
	TSP	..	..	..	..	..	..	15,64.00	..	15,64.00	15,64.00		

**APPENDIX-III**

**GRANTS-IN-AID/ ASSISTANCE GIVEN BY THE STATE GOVERNMENT**

**(INSTITUTION-WISE AND SCHEME-WISE)**

Recipients	Scheme	TSP/ SCSP/ Normal/ FC/ EAP	2015-16				Of the total amount released, amount sanctioned for creation of Assets	2014-15				Of the total amount released, amount sanctioned for creation of Assets
			Non-Plan	Plan		Total		Non-Plan	Plan		Total	
1	2	3	4	5	6	7	8	9	10	11	12	13
(₹ in lakh)												
<b>MUNICIPALITIES/ MUNICIPAL COUNCILS</b>	Improvement of Urban Roads under State Plan	Normal	..	12,94.74	..	12,94.74	12,94.74	..	12,94.74	..	12,94.74	12,94.74
		TSP	..	4,65.62	..	4,65.62	4,65.62	..	4,67.10	..	4,67.10	4,67.10
		SCSP	..	3,43.10	..	3,43.10	3,43.10	..	3,48.90	..	3,48.90	3,48.90
	Maintenance of Urban Roads	Normal	24,68.90	..	..	24,68.90	..	21,87.25	..	..	21,87.25	..
	Multi Sector Development Programme for Welfare of Backward Classes	Normal	..	..	2,50.00	2,50.00	2,50.00	..	1.00	..	1.00	..
	National Urban Livelihood Mission	SCSP	..	88.99	..	88.99	..	..	1,52.93	..	1,52.93	..
		Normal	..	3,26.88	..	3,26.88	..	..	5,80.99	..	5,80.99	..
		TSP	..	1,19.56	..	1,19.56	..	..	2,08.03	..	2,08.03	..
	Odisha Urban Livelihood Mission (OULM)	SCSP	..	1,71.30	..	1,71.30	..	..	..	..	..	..
		Normal	..	6,00.20	..	6,00.20	..	..	..	..	..	..
		TSP	..	2,28.50	..	2,28.50	..	..	..	..	..	..
	Sub-Mission on Urban Infrastructure and Governance (SM-UIG)-(JNNURM)	TSP	..	..	..	..	..	..	2,76.73	..	2,76.73	2,76.73
		Normal	..	..	..	..	..	..	7,67.05	..	7,67.05	7,67.05
		SCSP	..	..	..	..	..	..	2,06.71	..	2,06.71	2,06.71



**APPENDIX-III**

**GRANTS-IN-AID/ ASSISTANCE GIVEN BY THE STATE GOVERNMENT**

**(INSTITUTION-WISE AND SCHEME-WISE)**

Recipients	Scheme	TSP/ SCSP/ Normal/ FC/ EAP	2015-16				Of the total amount released, amount sanctioned for creation of Assets	2014-15				Of the total amount released, amount sanctioned for creation of Assets
			Non-Plan	Plan		Total		Non-Plan	Plan		Total	
1	2	3	4	5	6	7	8	9	10	11	12	13
												(₹ in lakh)
	Urban Development Scheme	Normal	..	28,53.16	..	28,53.16	28,27.16	..	12,04.14	..	12,04.14	11,96.14
		SCSP	..	6,65.75	..	6,65.75	6,65.75	..	3,04.20	..	3,04.20	3,04.20
		TSP	..	8,72.64	..	8,72.64	8,72.64	..	4,04.46	..	4,04.46	4,04.46
	Urban Sanitation Scheme	Normal	..	5,01.52	..	5,01.52	5,01.52	..	5,50.00	..	5,50.00	5,50.00
	<b>TOTAL-MUNICIPALITIES/ MUNICIPAL COUNCILS</b>		<b>6,00,57.76</b>	<b>1,12,68.15</b>	<b>2,50.00</b>	<b>7,15,75.91</b>	<b>1,13,96.72</b>	<b>4,62,61.50</b>	<b>1,85,41.24</b>	<b>..</b>	<b>6,48,02.74</b>	<b>1,75,90.29</b>
<b>PUBLIC SECTOR UNDERTAKINGS</b>												
<b>STATUTORY CORPORATIONS</b>	Agricultural Extension and Farmers Training	Normal	50.00	..	..	50.00	..	50.00	..	..	50.00	..
	Campaigning, Seminar and Sports	Normal	..	20.00	..	20.00	..	..	5.00	..	5.00	..
	Co-operation - ITDP-under State Plan-under SCA for TSP	TSP	..	85.24	..	85.24	..	..	39.00	..	39.00	..
	Coir Cluster Development	Normal	..	..	..	..	..	..	15.00	..	15.00	..
	Coir Enterprises Development	Normal	..	..	..	..	..	..	10.00	..	10.00	..
		SCSP	..	..	..	..	..	..	2.00	..	2.00	..
	Compensation to Farmers affected by the Phailin and Flood	Normal	..	..	..	..	..	50,00.00	..	..	50,00.00	..

**APPENDIX-III**

**GRANTS-IN-AID/ ASSISTANCE GIVEN BY THE STATE GOVERNMENT**

**(INSTITUTION-WISE AND SCHEME-WISE)**

Recipients	Scheme	TSP/ SCSP/ Normal/ FC/ EAP	2015-16				Of the total amount released, amount sanctioned for creation of Assets	2014-15				Of the total amount released, amount sanctioned for creation of Assets
			Non-Plan	State Plan	CP/ GOI share of CSS	Total		Non-Plan	State Plan	CP/ GOI Share of CSS	Total	
1	2	3	4	5	6	7	8	9	10	11	12	13
<b>STATUTORY CORPORATIONS</b>	Creation of Infrastructure in TSP Area under 1 <sup>st</sup> Proviso to Article 275(1) of the Constitution of India	TSP	..	..	..	..	..	..	42.35	..	42.35	..
	Development of Depressed Tribals (MADA)-under State Plan-under Special Central Assistance for Tribal Area Sub-Plan	TSP	..	60.00	..	60.00	..	..	..	..	..	..
	Development of Depressed Tribes Outside Project Areas in Cluster-under State Plan-under SCA for TSP	TSP	..	2,10.00	..	2,10.00	45.00	..	2,18.96	..	2,18.96	25.00
	Development of Infocity-II IT SEZ	Normal	..	..	..	..	..	..	30,00.00	..	30,00.00	30,00.00
	End to End Computerisation of Targetted Public Distribution System Operation	Normal	..	..	11,07.72	11,07.72	..	..	..	..	..	..

(₹ in lakh)

**APPENDIX-III**

**GRANTS-IN-AID/ ASSISTANCE GIVEN BY THE STATE GOVERNMENT**

**(INSTITUTION-WISE AND SCHEME-WISE)**

Recipients	Scheme	TSP/ SCSP/ Normal/ FC/ EAP	2015-16				Of the total amount released, amount sanctioned for creation of Assets	2014-15				Of the total amount released, amount sanctioned for creation of Assets	
			Non-Plan	Plan		Total		Non-Plan	Plan		Total		
1	2	3	4	5	6	7	8	9	10	11	12	13	
													(₹ in lakh)
<b>STATUTORY CORPORATIONS</b>	Establishment of Software Technology Park of <u>India(STP)</u>	Normal	..	2,93.00	..	2,93.00	..	..	1,00.00	..	1,00.00	..	
	Family Oriented and Poverty Eradication Programme of the Tribals outside Integrated Tribal Development Agency and MADA-under State Plan- under Special Central Assistance for Tribal Area <u>Sub-Plan</u>	TSP	..	20.00	..	20.00	..	..	..	..	..	..	
	Grants for Construction of Working Woman's Hostel	Normal	..	4,33.65	..	4,33.65	4,33.65	..	..	..	..	..	
	Grants for Development of Industries	Normal	..	9,99.98	..	9,99.98	1,00.00	..	4,00.00	..	4,00.00	..	
	Grants for Formation of <i>Pani Panchayat</i> (Lift Irrigation)	Normal	26.19	..	..	26.19	..	..	..	..	..	..	
	Grants for Maintenance of Lift Irrigation Projects	Normal	..	..	..	..	..	44,47.55	..	..	44,47.55	..	
	Grants for Promotion Art Culture and Heritage	Normal	..	45.00	..	45.00	..	..	..	..	..	..	

**APPENDIX-III**

**GRANTS-IN-AID/ ASSISTANCE GIVEN BY THE STATE GOVERNMENT**

**(INSTITUTION-WISE AND SCHEME-WISE)**

Recipients	Scheme	TSP/ SCSP/ Normal/ FC/ EAP	2015-16				Of the total amount released, amount sanctioned for creation of Assets	2014-15				Of the total amount released, amount sanctioned for creation of Assets	
			Non-Plan	Plan		Total		Non-Plan	Plan		Total		
1	2	3	4	5	6	7	8	9	10	11	12	13	
(₹ in lakh)													
<b>STATUTORY CORPORATIONS</b>	Grants for Revival of <i>Utkalika</i>	Normal	..	1,64.79	..	1,64.79	..	..	1,65.00	..	1,65.00	1,00.00	
		SCSP	..	..	..	..	..	..	35.00	..	35.00	30.00	
	Grants for Urban Sewerage Schemes	Normal	..	48,16.25	..	48,16.25	40,45.25	..	66,38.79	..	66,38.79	60,38.79	
		SCSP	..	6,52.90	..	6,52.90	6,52.90	..	14,92.35	..	14,92.35	14,92.35	
		TSP	..	11,51.80	..	11,51.80	11,51.80	..	19,18.86	..	19,18.86	19,18.86	
	Grants to Odisha Lift Irrigation Corporation	Normal	30,00.00	..	..	30,00.00	..	..	..	..	..	..	..
	Grants towards Incentive for Completed Works	Normal	18,17.70	..	..	18,17.70	..	..	..	..	..	..	..
	Grants towards Maintenance/Revival of Defunct LIPs of <i>Pani</i> <i>Panchayat</i> s	Normal	34.92	..	..	34.92	..	..	..	..	..	..	..
	Gratuitous Relief in Kind	Normal	..	..	..	..	..	20,00.00	..	..	..	20,00.00	..
	Implementation of Income Generating Schemes under SCA for SCP	SCSP	..	..	23,98.01	23,98.01	2,39.80	..	..	22,58.45	22,58.45	2,26.00	..
Institutional Support for Development and Marketing of Tribal Products	TSP	..	..	76.77	76.77	..	..	..	1,38.30	1,38.30	..	..	
<i>Mahila Vikas Samabaya</i> <i>Nigam</i> (MVSN)	Normal	..	1,85.44	..	1,85.44	..	..	11,76.10	..	11,76.10	..	..	

**APPENDIX-III**

**GRANTS-IN-AID/ ASSISTANCE GIVEN BY THE STATE GOVERNMENT**

**(INSTITUTION-WISE AND SCHEME-WISE)**

Recipients	Scheme	TSP/ SCSP/ Normal/ FC/ EAP	2015-16				Of the total amount released, amount sanctioned for creation of Assets	2014-15				Of the total amount released, amount sanctioned for creation of Assets
			Non-Plan	State Plan	CP/ GOI share of CSS	Total		Non-Plan	State Plan	CP/ GOI Share of CSS	Total	
1	2	3	4	5	6	7	8	9	10	11	12	13
(₹ in lakh)												
<b>STATUTORY CORPORATIONS</b>	<i>Mahila and Sishu</i> Desks	Normal	..	1.00	..	1.00	..	..	..	..	..	..
	Managerial Subsidy to Scheduled Caste Finance Co-operative Corporation	SCSP	..	..	..	..	..	..	75.00	..	75.00	..
	Market Development Assistance for Coir Industries	Normal	..	..	4.03	4.03	..	..	..	..	..	..
	Mechanism for Marketing of Minor Forest Produce with Minimum Support Price	TSP	..	3,30.34	..	3,30.34	..	..	13,33.33	..	13,33.33	..
	New Scheme for Promotion of Other Industries	Normal	..	9,30.00	..	9,30.00	..	..	1,00.00	..	1,00.00	..
	Odisha Khadi and Village Industries Board	Normal	6,63.49	1,00.00	..	7,63.49	..	7,34.81	1,04.00	..	8,38.81	..
	Payment of IDCO dues towards Land Cost in Industrial Estates reimbursement	Normal	..	66.96	..	66.96	..	..	..	..	..	..
	Public Sector Electronic Units	Normal	..	8.00	..	8.00	..	..	8.00	..	8.00	..

**APPENDIX-III**

**GRANTS-IN-AID/ ASSISTANCE GIVEN BY THE STATE GOVERNMENT**

**(INSTITUTION-WISE AND SCHEME-WISE)**

Recipients	Scheme	TSP/ SCSP/ Normal/ FC/ EAP	2015-16				Of the total amount released, amount sanctioned for creation of Assets	2014-15				Of the total amount released, amount sanctioned for creation of Assets	
			Non-Plan	Plan	CP/ GOI share of CSS	Total		Non-Plan	Plan	CP/ GOI Share of CSS	Total		
1	2	3	4	5	6	7	8	9	10	11	12	13	
(₹ in lakh)													
<b>STATUTORY CORPORATIONS</b>	Renovation of <i>Kalinga</i> Studio	Normal	..	2,00.00	..	2,00.00	2,00.00	..	..	..	..	..	
	Restructuring and Strengthening of OCCC Ltd	Normal	..	5.00	..	5.00	..	..	58.00	..	58.00	58.00	
	Rural Infrastructure Development Fund (RIDF)- Minor Irrigation	Normal	..	..	..	..	..	..	11,54.90	..	11,54.90	..	
		SCSP	..	..	..	..	..	..	4,28.04	..	4,28.04	..	
		TSP	..	..	..	..	..	..	5,45.27	..	5,45.27	..	
	State Consumer Protection Programme	Normal	..	5,00.00	..	5,00.00	..	..	10,28.84	..	10,28.84	..	
	Swachh Bharat Mission ( <i>Nirmal Bharat Abhiyan</i> )	Normal	..	85,63.20	..	85,63.20	85,63.20	..	..	..	..	..	..
		SCSP	..	18,33.80	..	18,33.80	18,33.80	..	..	..	..	..	..
		TSP	..	25,03.00	..	25,03.00	25,03.00	..	..	..	..	..	..
	Upgradation of Industrial Infrastructure Facilities in Steel and Metallurgical Cluster under IIUS-SMS	Normal	..	1,50.00	..	1,50.00	..	..	1,00.00	..	1,00.00	..	
	Upgradation of Tassar Seed Infrastructure	Normal	..	40.00	..	40.00	..	..	43.60	..	43.60	43.60	
		SCSP	..	..	..	..	..	..	43.60	..	43.60	43.60	
		TSP	..	..	..	..	..	..	1,48.80	..	1,48.80	1,48.80	
	Watch and Ward Expenses of OSHLDC and BTM	Normal	..	..	..	..	..	..	17.00	..	17.00	..	

**APPENDIX-III**

**GRANTS-IN-AID/ ASSISTANCE GIVEN BY THE STATE GOVERNMENT**

**(INSTITUTION-WISE AND SCHEME-WISE)**

Recipients	Scheme	TSP/ SCSP/ Normal/ FC/ EAP	2015-16				Of the total amount released, amount sanctioned for creation of Assets	2014-15				Of the total amount released, amount sanctioned for creation of Assets
			Non-Plan	State Plan	CP/ GOI share of CSS	Total		Non-Plan	State Plan	CP/ GOI Share of CSS	Total	
1	2	3	4	5	6	7	8	9	10	11	12	13
												(₹ in lakh)
<b>STATUTORY CORPORATIONS</b>	Water Supply in Urban Area(State Scheme)	Normal	..	1,00.00	..	1,00.00	..	..	..	..	..	..
	Youth Innovation Fund-Grants to Small Scale Industries	Normal	..	80.00	..	80.00	..	..	..	..	..	..
<b>TOTAL-STATUTORY CORPORATIONS</b>			<b>55,92.30</b>	<b>2,45,49.35</b>	<b>35,86.53</b>	<b>3,37,28.18</b>	<b>1,97,68.40</b>	<b>1,22,49.36</b>	<b>2,04,29.79</b>	<b>23,96.75</b>	<b>3,50,75.90</b>	<b>1,31,25.00</b>
<b>OTHERS</b>	Watch and Ward Expenses of OSHLDC and BTM	Normal	13.00	..	..	13.00	..	..	..	..	..	..
<b>Total-OTHERS</b>			<b>13.00</b>	<b>..</b>	<b>..</b>	<b>13.00</b>	<b>..</b>	<b>..</b>	<b>..</b>	<b>..</b>	<b>..</b>	<b>..</b>
<b>AUTONOMOUS BODIES</b>												
<b>UNIVERSITIES</b>	Assistance to Universities	Normal	2,04,77.92	5,00.00	..	2,09,77.92	..	1,83,24.02	..	..	1,83,24.02	..
	Establishment of Technological University in the State (BPUT)	Normal	2,35.67	..	..	2,35.67	..	..	..	..	..	..
	Grants for Agriculture College (OUAT)	Normal	90,81.96	9,00.00	..	99,81.96	1,20.00	59,90.65	6,60.00	..	66,50.65	75.00
		SCSP	..	2,55.00	..	2,55.00	34.00	..	3,45.00	..	3,45.00	50.00
		TSP	..	3,45.00	..	3,45.00	46.00	..	4,95.00	..	4,95.00	75.00
	Grants for Promotion of Art, Culture and Heritage	Normal	..	..	..	..	..	..	99.00	..	99.00	..
	Grants to <i>Gangadhar Meher</i> University	Normal	15.01	..	..	15.01	..	..	..	..	..	..

**APPENDIX-III**

**GRANTS-IN-AID/ ASSISTANCE GIVEN BY THE STATE GOVERNMENT**

**(INSTITUTION-WISE AND SCHEME-WISE)**

Recipients	Scheme	TSP/ SCSP/ Normal/ FC/ EAP	2015-16				Of the total amount released, amount sanctioned for creation of Assets	2014-15				Of the total amount released, amount sanctioned for creation of Assets	
			Non-Plan	Plan		Total		Non-Plan	Plan		Total		
1	2	3	4	5	6	7	8	9	10	11	12	13	
													(₹ in lakh)
<b>UNIVERSITIES</b>	Grants to Khalikote University	Normal	50.00	..	..	50.00	..	..	..	..	..	..	
	Grants to Ramadevi Women's University	Normal	26.00	..	..	26.00	..	..	..	..	..	..	
	Infrastructure Development of Universities	Normal	..	1,14,99.99	..	1,14,99.99	1,14,99.99	..	1,21,00.00	..	1,21,00.00	1,21,00.00	
	Modernisation of Quality Education in Colleges	Normal	..	3,30.00	..	3,30.00	..	..	..	..	..	..	
	Miscellaneous Expenditure for Promotion of Art and Culture through Utkal University of Culture	Normal	..	..	..	..	..	30.40	..	..	30.40	..	
	National Service Scheme (NSS)	Normal	..	..	..	..	..	..	..	1,83.96	..	1,83.96	..
		SCSP	..	..	..	..	..	..	..	29.71	..	29.71	..
		TSP	..	..	..	..	..	..	..	14.81	..	14.81	..
Veer Surendra Sai University of Technology (VSSUT)-Establishment	Normal	33,38.20	..	..	33,38.20	..	..	..	..	..	..		
<b>TOTAL-UNIVERSITIES</b>			<b>3,32,24.76</b>	<b>1,38,29.99</b>	<b>..</b>	<b>4,70,54.75</b>	<b>1,16,99.99</b>	<b>2,43,45.07</b>	<b>1,39,27.48</b>	<b>..</b>	<b>3,82,72.55</b>	<b>1,23,00.00</b>	
<b>DEVELOP- MENT AUTHORITIES</b>	13 <sup>th</sup> FC Award for Development of <i>Chilika</i> Lake	Normal	..	..	..	..	..	..	12,50.00	..	12,50.00	..	



**APPENDIX-III**

**GRANTS-IN-AID/ ASSISTANCE GIVEN BY THE STATE GOVERNMENT**

**(INSTITUTION-WISE AND SCHEME-WISE)**

Recipients	Scheme	TSP/ SCSP/ Normal/ FC/ EAP	2015-16				Of the total amount released, amount sanctioned for creation of Assets	2014-15				Of the total amount released, amount sanctioned for creation of Assets	
			Non-Plan	State Plan	CP/ GOI share of CSS	Total		Non-Plan	State Plan	CP/ GOI Share of CSS	Total		
1	2	3	4	5	6	7	8	9	10	11	12	13	
													(₹ in lakh)
<b>DEVELOP- MENT AUTHORITIES</b>	13th Finance Commission Grant to Panchayati Raj Institutions-(General)	Normal	4,77,76.00	..	..	4,77,76.00	..	..	..	..	..	..	
	Adoption of Orphan and Destitute Children	Normal	..	..	..	..	..	..	1.00	..	1.00	..	
	Assistance to Urban Development Authorities	Normal	..	30.00	..	30.00	..	..	30.00	..	30.00	..	
	Capacity Building of ULBs in Odisha	Normal	..	..	..	..	..	..	..	10,54.68	10,54.68	..	
	Conservation and Management of Wetland of Chilika Daha Wetland and <i>Kanjia at Nandankanan</i>	Normal	..	1,97.00	..	1,97.00	..	..	..	..	..	..	
	Creation of Infrastructure in TSP Area under 1 <sup>st</sup> Proviso to Article 275(1) of the Constitution of India	TSP	..	4,03.00	..	4,03.00	4,03.00	..	4,94.57	..	4,94.57	4,29.95	
	Development of Depressed Tribals (MADA)-Others	Normal	..	..	..	..	..	19.38	..	..	19.38	..	
<b>DEVELOP- MENT AUTHORITIES</b>	Development of Depressed Tribals (MADA)-under State Plan-under SCA for TSP	TSP	..	..	..	..	..	..	0.52	..	0.52	0.52	

**APPENDIX-III**

**GRANTS-IN-AID/ ASSISTANCE GIVEN BY THE STATE GOVERNMENT**

**(INSTITUTION-WISE AND SCHEME-WISE)**

Recipients	Scheme	TSP/ SCSP/ Normal/ FC/ EAP	2015-16				Of the total amount released, amount sanctioned for creation of Assets	2014-15				Of the total amount released, amount sanctioned for creation of Assets
			Non-Plan	State Plan	CP/ GOI share of CSS	Total		Non-Plan	State Plan	CP/ GOI Share of CSS	Total	
1	2	3	4	5	6	7	8	9	10	11	12	13
												(₹ in lakh)
Establishment of Micro Project for Primitive Tribes under ITDP	TSP		..	..	32,89.23	32,89.23	26,54.54	..	..	19,99.99	19,99.99	13,59.00
Establishment of Micro Project for Primitive Tribes(under ITDP)-under SCA	TSP		..	3,27.08	..	3,27.08	76.22	..	2,52.54	..	2,52.54	1,17.03
Establishment of Micro Projects for Primitive Tribes	Normal		2,42.88	..	..	2,42.88	..	2,22.63	..	..	2,22.63	..
Establishment of Model Schools in Backward Blocks in the State	Normal		..	..	..	..	..	..	1,37,03.19	..	1,37,03.19	1,37,03.19
	SCSP		..	..	..	..	..	..	10,78.75	..	10,78.75	10,78.75
	TSP		..	..	..	..	..	..	51,94.06	..	51,94.06	51,94.06
GIA to CADA for Construction of Field Channels	Normal		..	39,42.00	..	39,42.00	39,42.00	..	27,35.51	..	27,35.51	27,35.51
	SCSP		..	96,22.80	..	96,22.80	96,22.80	..	31,50.00	..	31,50.00	31,50.00
	TSP		..	99,55.66	..	99,55.66	99,55.66	..	39,15.00	..	39,15.00	39,15.00
GIA to CADA for Construction of Field Drain	Normal		..	4,44.84	..	4,44.84	..	..	3,40.00	..	3,40.00	..
	SCSP		..	2,81.26	..	2,81.26	..	..	90.00	..	90.00	..
	TSP		..	6,78.10	..	6,78.10	..	..	91.00	..	91.00	..

**APPENDIX-III**

**GRANTS-IN-AID/ ASSISTANCE GIVEN BY THE STATE GOVERNMENT**

**(INSTITUTION-WISE AND SCHEME-WISE)**

Recipients	Scheme	TSP/ SCSP/ Normal/ FC/ EAP	2015-16				Of the total amount released, amount sanctioned for creation of Assets	2014-15				Of the total amount released, amount sanctioned for creation of Assets
			Non-Plan	State Plan	CP/ GOI share of CSS	Total		Non-Plan	State Plan	CP/ GOI Share of CSS	Total	
1	2	3	4	5	6	7	8	9	10	11	12	13
(₹ in lakh)												
<b>DEVELOP- MENT AUTHORITIES</b>	GIA to CADA for Crop Demonstration	Normal	..	90.00	..	90.00	..	..	48.75	..	48.75	..
		TSP	..	46.50	..	46.50	..	..	37.00	..	37.00	..
		SCSP	..	1,98.00	..	1,98.00	..	..	62.10	..	62.10	..
	GIA to CADA for Farmers' Training	SCSP	..	21.28	..	21.28	..	..	6.72	..	6.72	..
		Normal	..	8.82	..	8.82	..	..	6.30	..	6.30	..
		TSP	..	7.65	..	7.65	..	..	5.18	..	5.18	..
	GIA to CADA for Project Administration	Normal	..	1,00.00	..	1,00.00	..	..	40.00	..	40.00	..
		SCSP	..	30.00	..	30.00	..	..	20.00	..	20.00	..
		TSP	..	50.00	..	50.00	..	..	20.00	..	20.00	..
	GIA to CADA for Survey Planning and Design	SCSP	..	60.00	..	60.00	..	..	91.20	..	91.20	..
		Normal	..	20.00	..	20.00	..	..	1,70.00	..	1,70.00	..
		TSP	..	38.07	..	38.07	..	..	1,87.00	..	1,87.00	..
	Girls Hostel for Secondary Students	Normal	..	..	..	..	..	..	80.34	..	80.34	..
Grants and Assistance to WALMI	Normal	4,20.00	1,00.00	..	5,20.00	1,00.00	..	..	..	..	..	
Grants for Environmental Research and Ecological Regeneration	Normal	1,94.00	..	..	1,94.00	..	1,89.04	..	..	1,89.04	..	

**APPENDIX-III**

**GRANTS-IN-AID/ ASSISTANCE GIVEN BY THE STATE GOVERNMENT**

**(INSTITUTION-WISE AND SCHEME-WISE)**

Recipients	Scheme	TSP/ SCSP/ Normal/ FC/ EAP	2015-16				Of the total amount released, amount sanctioned for creation of Assets	2014-15				Of the total amount released, amount sanctioned for creation of Assets
			Non-Plan	State Plan	CP/ GOI share of CSS	Total		Non-Plan	State Plan	CP/ GOI Share of CSS	Total	
1	2	3	4	5	6	7	8	9	10	11	12	13
												(₹ in lakh)
<b>DEVELOP- MENT AUTHORITIES</b>	Grants for Establishment of Odisha Wetland Development Authority	Normal	..	..	..	..	..	..	1,00.00	..	1,00.00	..
	Grants for Improvement of Open Space in State Capital	Normal	..	8,99.99	..	8,99.99	..	..	10,00.00	..	10,00.00	..
	Grants for Infrastructural Development of Housing Scheme	Normal	..	3,06.70	..	3,06.70	3,06.70	..	9,20.10	..	9,20.10	9,20.10
		TSP	..	1,10.65	..	1,10.65	1,10.65	..	3,31.95	..	3,31.95	3,31.95
		SCSP	..	82.65	..	82.65	82.65	..	2,47.94	..	2,47.94	2,47.94
	Grants for Maintenance of Non-Residential Buildings	Normal	14.30	..	..	14.30	..	..	..	..	..	..
	Grants for Rural Roads	Normal	53,00.00	..	..	53,00.00	..	48,00.00	..	..	48,00.00	..
	Grants for Social Welfare	Normal	1.00	..	..	1.00	..	1.00	..	..	1.00	..
	Grants for Urban Sewerage Schemes	Normal	..	1,50.00	..	1,50.00	1,50.00	..	1,50.00	..	1,50.00	1,50.00
	Grants to Board of Secondary Education	Normal	5,00.00	..	..	5,00.00	..	5,00.00	..	..	5,00.00	..
	Grants to Odisha Veterinary Council for Professional Efficiency Development	Normal	..	..	18.00	18.00	..	..	..	..	..	..
		SCSP	..	..	5.10	5.10	..	..	..	..	..	..
		TSP	..	..	6.90	6.90	..	..	..	..	..	..

**APPENDIX-III**

**GRANTS-IN-AID/ ASSISTANCE GIVEN BY THE STATE GOVERNMENT**

**(INSTITUTION-WISE AND SCHEME-WISE)**

Recipients	Scheme	TSP/ SCSP/ Normal/ FC/ EAP	2015-16				Of the total amount released, amount sanctioned for creation of Assets	2014-15				Of the total amount released, amount sanctioned for creation of Assets
			Non-Plan	State Plan	CP/ GOI share of CSS	Total		Non-Plan	State Plan	CP/ GOI Share of CSS	Total	
1	2	3	4	5	6	7	8	9	10	11	12	13
<b>DEVELOP- MENT AUTHORITIES</b>	Grants to Urban Local Bodies Improvement Trust & Special Planning Authorities	Normal	..	1,00.00	..	1,00.00	1,00.00	..	..	..	..	..
	Grants towards Maintenance/Revival of Defunct LIPs of <i>Pani</i> <i>Panchayats</i>	Normal	52.37	..	..	52.37	..	..	..	..	..	..
	Grants-in-Aid to Watershed Mission	Normal	2,59.24	..	..	2,59.24	..	2,38.37	..	..	2,38.37	..
	Health Directorate- Establishment Expenses	Normal	..	..	..	..	..	..	1,91.53	..	1,91.53	..
	Health Insurance for PVTG Families	TSP	..	..	..	..	..	..	15.77	..	15.77	..
	Implementation of Economic Development Scheme for Minorities	Normal	..	..	..	..	..	..	25.00	..	25.00	..
	Implementation of <i>Rajiv</i> <i>Awas Yojana</i> (RAY) under JNNURM	SCSP	..	..	..	..	..	..	4.17	..	4.17	4.17
		Normal	..	..	..	..	..	..	15.63	..	15.63	15.63
		TSP	..	..	..	..	..	..	3.15	..	3.15	3.15
	Inclusive Education Volunteers engaged for Children with Special Need	Normal	..	4,40.00	..	4,40.00	..	..	..	..	..	..

(₹ in lakh)

**APPENDIX-III**

**GRANTS-IN-AID/ ASSISTANCE GIVEN BY THE STATE GOVERNMENT**

**(INSTITUTION-WISE AND SCHEME-WISE)**

Recipients	Scheme	TSP/ SCSP/ Normal/ FC/ EAP	2015-16				Of the total amount released, amount sanctioned for creation of Assets	2014-15				Of the total amount released, amount sanctioned for creation of Assets	
			Non-Plan	Plan		Total		Non-Plan	Plan		Total		
1	2	3	4	5	6	7	8	9	10	11	12	13	
													(₹ in lakh)
<b>DEVELOP- MENT AUTHORITIES</b>	Inclusive Education of the Disabled at Secondary Education	Normal	..	..	..	..	..	..	1,48.30	..	1,48.30	..	
	Innovation e-Governance and Capacity Building in Elementary Education	Normal	..	..	..	..	..	..	1,20.00	..	1,20.00	..	
	Integrated Tribal Development-Establishment Charges	Normal	..	..	..	..	..	0.62	..	..	0.62	..	
	Maintenance of Orphan and Destitute Children	Normal	..	..	..	..	..	..	3.36	..	3.36	..	
	Miscellaneous Grants for Animal Care	Normal	..	..	..	..	..	0.20	..	..	0.20	..	
	National Livestock Management Programme	Normal	..	..	..	..	..	..	..	29.80	..	29.80	..
		SCSP	..	..	..	..	..	..	..	8.44	..	8.44	..
		TSP	..	..	..	..	..	..	..	11.43	..	11.43	..
	National Rural Livelihood Mission (NRLM)	Normal	..	33,42.65	..	33,42.65	..	..	..	53,90.25	..	53,90.25	..
		SCSP	..	19,36.26	..	19,36.26	..	..	..	31,25.76	..	31,25.76	..
TSP		..	13,98.00	..	13,98.00	..	..	..	22,56.37	..	22,56.37	..	
<i>Odisha Adarsha Vidyalaya</i>	Normal	..	1,00,00.00	..	1,00,00.00	1,00,00.00	1,00,00.00	..	..	..	..	..	

**APPENDIX-III**

**GRANTS-IN-AID/ ASSISTANCE GIVEN BY THE STATE GOVERNMENT**

**(INSTITUTION-WISE AND SCHEME-WISE)**

Recipients	Scheme	TSP/ SCSP/ Normal/ FC/ EAP	2015-16				Of the total amount released, amount sanctioned for creation of Assets	2014-15				Of the total amount released, amount sanctioned for creation of Assets	
			Non-Plan	State Plan	CP/ GOI share of CSS	Total		Non-Plan	State Plan	CP/ GOI Share of CSS	Total		
1	2	3	4	5	6	7	8	9	10	11	12	13	
(₹ in lakh)													
<b>DEVELOP- MENT AUTHORITIES</b>	Odisha Community Tanks Management Project	Normal	..	47,00.00	..	47,00.00	46,99.99	..	42,75.50	..	42,75.50	42,75.49	
		SCSP	..	30,00.00	..	30,00.00	30,00.00	..	20,54.50	..	20,54.50	20,54.50	
		TSP	..	38,00.00	..	38,00.00	38,00.00	..	32,20.00	..	32,20.00	32,20.00	
	Payment of Stamp Duty Annuity under 2 <sup>nd</sup> Finance Commission	Normal	..	..	..	..	..	3,00.00	..	..	..	3,00.00	..
	<i>Rashtriya Madhyamik Shiksha Abhiyan</i>	Normal	..	1,19,16.01	..	1,19,16.01	45,50.30	..	79,57.69	..	79,57.69	63,47.10	
		SCSP	..	74,84.21	..	74,84.21	40,07.84	..	27,12.59	..	27,12.59	22,07.18	
		TSP	..	91,87.29	..	91,87.29	48,50.23	..	35,65.08	..	35,65.08	29,00.85	
	<i>Sarva Shiksha Abhiyan</i> for Universalisation of Education	Normal	..	6,75,74.63	..	6,75,74.63	96,85.73	..	5,39,77.89	..	5,39,77.89	3,58,58.98	
		SCSP	..	2,85,99.82	..	2,85,99.82	36,84.49	..	1,64,33.67	..	1,64,33.67	99,31.09	
		TSP	..	4,06,28.29	..	4,06,28.29	59,35.04	..	2,05,64.18	..	2,05,64.18	1,40,08.30	
	Special Educational Infrastructure	Normal	..	..	..	..	..	0.17	..	..	0.17	..	
	State Commission for Protection of Child Rights	Normal	..	2.50	..	2.50	..	..	..	..	..	..	
	State Council for Child Welfare	Normal	..	18.60	..	18.60	..	..	15.00	..	15.00	..	
	Support to Educational Development-Teachers Training and Adult Education	SCSP	..	2,08.00	..	2,08.00	..	..	..	..	..	..	
		Normal	..	7,20.72	..	7,20.72	..	..	..	..	..	..	
		TSP	..	1,11.28	..	1,11.28	..	..	..	..	..	..	

**APPENDIX-III**

**GRANTS-IN-AID/ ASSISTANCE GIVEN BY THE STATE GOVERNMENT**

**(INSTITUTION-WISE AND SCHEME-WISE)**

Recipients	Scheme	TSP/ SCSP/ Normal/ FC/ EAP	2015-16				Of the total amount released, amount sanctioned for creation of Assets	2014-15				Of the total amount released, amount sanctioned for creation of Assets
			Non-Plan	State Plan	CP/ GOI share of CSS	Total		Non-Plan	State Plan	CP/ GOI Share of CSS	Total	
1	2	3	4	5	6	7	8	9	10	11	12	13
<b>(₹ in lakh)</b>												
<b>DEVELOP- MENT AUTHORITIES</b>	Sustainable Management of Chilika Lake & its Catchment	Normal	..	2,11.00	..	2,11.00	..	..	..	..	..	..
	Tribal High Schools- Establishment Expenses	TSP	0.23	..	..	0.23	..	0.61	..	..	0.61	..
	Urban Development Scheme	Normal	..	23,04.54	..	23,04.54	22,53.34	..	3,79.91	..	3,79.91	3,78.71
		TSP	..	1,80.40	..	1,80.40	1,80.40	..	..	..	..	..
		SCSP	..	1,33.31	..	1,33.31	1,33.31	..	..	..	..	..
	<i>Vanbandhu Kalyan Yojana</i>	TSP	..	..	16.30	16.30	16.30	..	..	..	..	..
	Western Odisha Development Council (WODC)	Normal	..	61,09.80	..	61,09.80	59,09.80	..	61,09.80	..	61,09.80	59,09.80
		SCSP	..	16,36.20	..	16,36.20	16,36.20	..	16,36.20	..	16,36.20	16,36.20
		TSP	..	22,54.00	..	22,54.00	22,54.00	..	22,54.00	..	22,54.00	22,54.00
<b>TOTAL-DEVELOPMENT AUTHORITIES</b>			<b>5,47,60.02</b>	<b>23,61,99.56</b>	<b>33,35.53</b>	<b>29,42,95.11</b>	<b>9,41,01.19</b>	<b>62,72.02</b>	<b>17,23,55.69</b>	<b>30,54.67</b>	<b>18,16,82.38</b>	<b>12,43,38.15</b>
<b>CO- OPERATIVE INSTITUTIONS</b>	Assistance to Co-operative Banks/PAC's	Normal	..	..	..	..	..	..	1,81,04.25	..	1,81,04.25	..
		TSP	..	..	..	..	..	..	69,39.96	..	69,39.96	..
		SCSP	..	..	..	..	..	..	51,29.53	..	51,29.53	..
	Assistance to Regulated Marketing Committees	Normal	..	6,00.00	..	6,00.00	..	..	..	..	..	..
		TSP	..	2,50.00	..	2,50.00	..	..	..	..	..	..
	DFID Assisted Health Sector Development	Normal	..	..	..	..	..	..	20,36.63	..	20,36.63	18,32.97
		SCSP	..	..	..	..	..	..	8,00.00	..	8,00.00	7,20.00
		TSP	..	..	..	..	..	..	5,00.00	..	5,00.00	4,50.00



**APPENDIX-III**

**GRANTS-IN-AID/ ASSISTANCE GIVEN BY THE STATE GOVERNMENT**

**(INSTITUTION-WISE AND SCHEME-WISE)**

Recipients	Scheme	TSP/ SCSP/ Normal/ FC/ EAP	2015-16				Of the total amount released, amount sanctioned for creation of Assets	2014-15				Of the total amount released, amount sanctioned for creation of Assets	
			Non-Plan	State Plan	CP/ GOI share of CSS	Total		Non-Plan	State Plan	CP/ GOI Share of CSS	Total		
1	2	3	4	5	6	7	8	9	10	11	12	13	
(₹ in lakh)													
<b>CO- OPERATIVE INSTITUTIONS</b>	Emergency Medical	Normal	..	18,00.00	..	18,00.00	..	..	..	..	..	..	
	Ambulance Services-SMS	SCSP	..	14,00.00	..	14,00.00	..	..	..	..	..	..	
		TSP	..	20,00.00	..	20,00.00	..	..	..	..	..	..	
	Establishment of Agro	Normal	..	..	..	..	..	..	1,78.00	..	1,78.00	..	
	Service Centre	SCSP	..	..	..	..	..	..	52.00	..	52.00	..	
		TSP	..	..	..	..	..	..	70.00	..	70.00	..	
	Grants and Assistance to	Normal	..	4,97.15	..	4,97.15	4,97.15	..	5,83.00	..	5,83.00	5,83.00	
	Sugar Co-operatives												
	Grants-in-Aid to Health	Normal	12,48.41	..	..	..	12,48.41	..	7,06.88	..	..	7,06.88	..
	Institutions												
	Implementation of	Normal	..	25.00	..	..	25.00	..	..	..	..	..	..
	Economic Development												
	Scheme for Minorities												
	Implementation of IGIDP	TSP	..	18,56.74	..	..	18,56.74	..	..	..	..	..	..
under IDP-under State Plan-													
under SCA for Tribal Area													
Sub-Plan													
Income Generating Scheme	Normal	..	19.80	..	..	19.80	..	..	..	..	..	..	
for Other Backward													
Classes													
Infrastructure Development	Normal	..	2,45.00	..	..	2,45.00	2,45.00	..	..	..	..	..	
of Co-operative Institutions													
	TSP	..	98.00	..	..	98.00	98.00	..	..	..	..	..	
	SCSP	..	52.50	..	..	52.50	52.50	..	..	..	..	..	

**APPENDIX-III**

**GRANTS-IN-AID/ ASSISTANCE GIVEN BY THE STATE GOVERNMENT**

**(INSTITUTION-WISE AND SCHEME-WISE)**

Recipients	Scheme	TSP/ SCSP/ Normal/ FC/ EAP	2015-16				Of the total amount released, amount sanctioned for creation of Assets	2014-15				Of the total amount released, amount sanctioned for creation of Assets	
			Non-Plan	State Plan	CP/ GOI share of CSS	Total		Non-Plan	State Plan	CP/ GOI Share of CSS	Total		
1	2	3	4	5	6	7	8	9	10	11	12	13	
													(₹ in lakh)
<b>CO- OPERATIVE INSTITUTIONS</b>	Management Information System and Computerisation of Credit Co-operatives	Normal	..	..	..	..	..	..	20,35.20	..	20,35.20	..	
		SCSP	..	..	..	..	..	..	6,22.09	..	6,22.09	..	
		TSP	..	..	..	..	..	..	8,19.71	..	8,19.71	..	
	Miscellaneous Grants for Animal Care	Normal	40.00	..	..	40.00	..	35.00	..	..	35.00	..	
	Modernisation of Banking- Core Banking Solution	Normal	..	..	..	..	..	..	2,90.00	..	2,90.00	..	
		SCSP	..	..	..	..	..	..	90.00	..	90.00	..	
		TSP	..	..	..	..	..	..	1,20.00	..	1,20.00	..	
	National Acquired Immune Deficiency Syndrome and Sexually Transmitted Disease Control Programme	Normal	..	11,26.23	..	11,26.23	..	..	15,53.53	..	15,53.53	..	
		SCSP	..	3,72.17	..	3,72.17	..	..	4,86.00	..	4,86.00	..	
		TSP	..	6,61.64	..	6,61.64	..	..	..	..	..	..	
	National Dairy Development Programme	Normal	..	..	..	..	..	..	..	11,06.80	11,06.80	..	
		SCSP	..	1,06.99	..	1,06.99	..	..	..	..	..	..	
	Odisha Forestry Sector Development Project(EAP, JBIC (Japan) Assisted)	Normal	..	..	..	..	..	..	20,55.60	..	20,55.60	..	
		SCSP	..	..	..	..	..	..	10,40.75	..	10,40.75	..	
TSP		..	..	..	..	..	..	13,87.65	..	13,87.65	..		
Subsidy for Promotion of Textile Industries	Normal	..	..	..	..	..	..	1,01.40	..	1,01.40	..		

**APPENDIX-III**

**GRANTS-IN-AID/ ASSISTANCE GIVEN BY THE STATE GOVERNMENT**

**(INSTITUTION-WISE AND SCHEME-WISE)**

Recipients	Scheme	TSP/ SCSP/ Normal/ FC/ EAP	2015-16				Of the total amount released, amount sanctioned for creation of Assets	2014-15				Of the total amount released, amount sanctioned for creation of Assets
			Non-Plan	State Plan	CP/ GOI share of CSS	Total		Non-Plan	State Plan	CP/ GOI Share of CSS	Total	
1	2	3	4	5	6	7	8	9	10	11	12	13
												(₹ in lakh)
<b>CO- OPERATIVE INSTITUTIONS</b>	Watch and Ward Expenses of Closed Power loom Industries	Normal	80.00	..	..	80.00	..	78.00	..	..	78.00	..
	World Bank Aided Coastal Ecological System for Protection and Development	Normal	..	32.00	..	32.00	..	..	7,11.00	..	7,11.00	..
<b>TOTAL-CO-OPERATIVE INSTITUTIONS</b>			<b>13,68.41</b>	<b>1,11,43.22</b>	<b>..</b>	<b>1,25,11.63</b>	<b>8,92.65</b>	<b>8,19.88</b>	<b>4,57,06.30</b>	<b>11,06.80</b>	<b>4,76,32.98</b>	<b>35,85.97</b>
<b>OTHERS</b>												
<b>DISTRICT RURAL DEVELOP- MENT AGENCIES</b>	Backward Regions Grant Fund	SCSP	..	..	..	..	..	..	23,51.00	..	23,51.00	14,10.60
		Normal	..	..	..	..	..	..	83,11.00	..	83,11.00	49,86.60
		TSP	..	..	..	..	..	..	61,23.00	..	61,23.00	36,73.80
	<i>Biju Pucca Ghar</i>	Normal	..	3,59,00.00	..	3,59,00.00	3,59,00.00	..	..	..	..	..
		SCSP	..	1,33,00.00	..	1,33,00.00	1,33,00.00	..	..	..	..	..
		TSP	..	1,96,00.00	..	1,96,00.00	1,96,00.00	..	..	..	..	..
	District Planning Machinery-Special Development Programmes	Normal	..	73,50.00	..	73,50.00	..	..	46,00.00	..	46,00.00	..
	<i>Gopabandhu Grameen Yojana</i>	SCSP	..	1,23,50.00	..	1,23,50.00	74,10.00	..	42,28.64	..	42,28.64	25,37.19
		Normal	..	4,81,00.00	..	4,81,00.00	2,88,60.00	..	1,65,95.45	..	1,65,95.45	99,57.29
		TSP	..	45,50.00	..	45,50.00	27,30.00	..	16,75.91	..	16,75.91	10,05.55

**APPENDIX-III**

**GRANTS-IN-AID/ ASSISTANCE GIVEN BY THE STATE GOVERNMENT**

**(INSTITUTION-WISE AND SCHEME-WISE)**

Recipients	Scheme	TSP/ SCSP/ Normal/ FC/ EAP	2015-16				Of the total amount released, amount sanctioned for creation of Assets	2014-15				Of the total amount released, amount sanctioned for creation of Assets	
			Non-Plan	State Plan	CP/ GOI share of CSS	Total		Non-Plan	State Plan	CP/ GOI Share of CSS	Total		
1	2	3	4	5	6	7	8	9	10	11	12	13	
													(₹ in lakh)
<b>DISTRICT RURAL DEVELOP- MENT AGENCIES</b>	Grants and Assistance under the award of 4 <sup>th</sup> State Finance Commission	Normal	33.39	..	..	33.39	..	..	..	..	..	..	
	Grants for Cement Concrete Roads	Normal	..	59,06.40	..	59,06.40	59,06.40	..	99,71.20	..	99,71.20	99,71.20	
		SCSP	..	39,37.60	..	39,37.60	39,37.60	..	1,49,56.80	..	1,49,56.80	1,49,56.80	
		TSP	..	98,44.00	..	98,44.00	98,44.00	..	2,49,28.00	..	2,49,28.00	2,49,28.00	
	<i>Indira Awaas Yojana</i>	Normal	..	2,03,18.70	..	2,03,18.70	2,03,18.70	..	2,35,06.50	..	2,35,06.50	2,35,06.50	
		SCSP	..	1,38,21.10	..	1,38,21.10	1,38,21.10	..	1,95,08.94	..	1,95,08.94	1,95,08.94	
		TSP	..	3,01,75.15	..	3,01,75.15	3,01,75.15	..	4,53,77.09	..	4,53,77.09	4,53,77.09	
	MLA LAD Fund	Normal	..	1,47,00.00	..	1,47,00.00	1,47,00.00	..	1,47,00.00	..	1,47,00.00	1,47,00.00	
	Maintenance and Repair of Government Residential Buildings of Panchayat Samitis	Normal	52.21	..	..	52.21	..	..	..	..	..	..	
	<i>Mo Kudia</i>	Normal	..	..	..	..	..	..	1,73,10.52	..	1,73,10.52	1,73,10.52	
		TSP	..	..	..	..	..	..	93,40.00	..	93,40.00	93,40.00	
		SCSP	..	..	..	..	..	..	63,60.00	..	63,60.00	63,60.00	
	National Rural Livelihood Mission (NRLM)	SCSP	..	6,46.24	..	6,46.24	..	..	4,15.93	..	4,15.93	..	
		Normal	..	16,26.57	..	16,26.57	..	..	10,40.00	..	10,40.00	..	
		TSP	..	12,55.84	..	12,55.84	..	..	7,28.00	..	7,28.00	..	
	Special Problem Fund	Normal	..	42,48.00	..	42,48.00	42,48.00	..	36,20.00	..	36,20.00	36,20.00	

**APPENDIX-III**

**GRANTS-IN-AID/ ASSISTANCE GIVEN BY THE STATE GOVERNMENT**

**(INSTITUTION-WISE AND SCHEME-WISE)**

Recipients	Scheme	TSP/ SCSP/ Normal/ FC/ EAP	2015-16				Of the total amount released, amount sanctioned for creation of Assets	2014-15				Of the total amount released, amount sanctioned for creation of Assets
			Non-Plan	State Plan	CP/ GOI share of CSS	Total		Non-Plan	State Plan	CP/ GOI Share of CSS	Total	
1	2	3	4	5	6	7	8	9	10	11	12	13
(₹ in lakh)												
<b>INTEGRATED TRIBAL DEVELOP- MENT AGENCIES</b>	<i>Swarna Jayanti Gram Swarozgar Yojana</i>	SCSP	..	..	..	..	..	..	40.59	..	40.59	..
	(SJGSY)(DRDA Administration)	Normal	..	..	..	..	..	..	1,01.49	..	1,01.49	..
		TSP	..	..	..	..	..	..	12.92	..	12.92	..
	Creation of Infrastructure in TSP Area under 1 <sup>st</sup> Proviso to Article 275(1) of the Constitution of India	TSP	..	90,20.00	..	90,20.00	89,55.00	..	87,53.27	..	87,53.27	83,24.93
	Development of Depressed Tribals (MADA)-Others	Normal	..	..	..	..	..	0.81	..	..	0.81	..
	Establishment of Micro Project for Primitive Tribes	Normal	1.73	..	..	1.73	..	..	..	..	..	..
	Grants for Maintenance of Residential/Non- Residential Buildings	Normal	..	..	..	..	..	17,88.55	..	..	17,88.55	..
	Grants-in-Aid to Hostels of Ashram Schools for ST Students (Central Plan)	TSP	..	2,06.71	..	2,06.71	..	..	2,06.71	..	2,06.71	..

**APPENDIX-III**

**GRANTS-IN-AID/ ASSISTANCE GIVEN BY THE STATE GOVERNMENT**

**(INSTITUTION-WISE AND SCHEME-WISE)**

Recipients	Scheme	TSP/ SCSP/ Normal/ FC/ EAP	2015-16				Of the total amount released, amount sanctioned for creation of Assets	2014-15				Of the total amount released, amount sanctioned for creation of Assets
			Non-Plan	State Plan	CP/ GOI share of CSS	Total		Non-Plan	State Plan	CP/ GOI Share of CSS	Total	
1	2	3	4	5	6	7	8	9	10	11	12	13
<b>INTEGRATED TRIBAL DEVELOP- MENT AGENCIES</b>	Implementation of Income Generating and Infrastructure Development Programme under Integrated Development Project-under State Plan- under SCA for TSP	TSP	..	1,07,63.28	..	1,07,63.28	39,32.91	..	1,18,04.76	..	1,18,04.76	61,91.70
	Integrated Tribal Development- Establishment Charges	Normal	9,88.09	..	..	9,88.09	..	10,67.62	..	..	10,67.62	..
	Multi Sector Development Programme for Welfare of Backward Classes	Normal	..	27.00	7,50.00	7,77.00	7,50.00	..	15.00	..	15.00	..
	Special Educational Infrastructure	Normal	20.27	1,06.00	..	1,26.27	..	6.01	1,52.00	..	1,58.01	..
	Special Plan for KBK Districts-ST	TSP	..	..	..	..	..	..	45.00	..	45.00	..
	State Consumer Protection Programme	TSP	..	..	..	..	..	..	10.50	..	10.50	..
	Tribal High Schools- Establishment Expenses	TSP	..	..	..	..	..	0.35	0.06	..	0.41	..

(₹ in lakh)

**APPENDIX-III**

**GRANTS-IN-AID/ ASSISTANCE GIVEN BY THE STATE GOVERNMENT**

**(INSTITUTION-WISE AND SCHEME-WISE)**

Recipients	Scheme	TSP/ SCSP/ Normal/ FC/ EAP	2015-16				Of the total amount released, amount sanctioned for creation of Assets	2014-15				Of the total amount released, amount sanctioned for creation of Assets
			Non-Plan	State Plan	CP/ GOI share of CSS	Total		Non-Plan	State Plan	CP/ GOI Share of CSS	Total	
1	2	3	4	5	6	7	8	9	10	11	12	13
												(₹ in lakh)
<b>MOTIVATED AREA DEVELOPMENT AGENCIES</b>	<i>Vanbandhu Kalyan Yojana</i>	TSP	..	..	15,08.70	15,08.70	13,33.70	..	..	..	..	..
	Creation of Infrastructure in TSP Area under 1 <sup>st</sup> Proviso to Article 275(1) of the Constitution of India	TSP	..	1,85.50	..	1,85.50	1,85.50	..	1,42.19	..	1,42.19	1,42.19
	Development of Depressed Tribals (MADA)-Others	Normal	20.44	..	..	20.44	..	0.64	..	..	0.64	..
	Development of Depressed Tribals (MADA)-under State Plan-under SCA for TSP	TSP	..	1,70.00	..	1,70.00	80.96	..	2,28.50	..	2,28.50	1,18.62
<b>FRESH WATER FISHERIES DEVELOPMENT AGENCIES</b>	Development of Fresh Water Aquaculture through FFDA-Central Scheme	Normal	..	..	1,44.94	1,44.94	1,44.94	..	..	..	..	..
	Development of Fresh Water Aquaculture through FFDA-State Scheme	Normal	2,06.52	..	..	2,06.52	..	3,99.63	..	..	3,99.63	..

**APPENDIX-III**

**GRANTS-IN-AID/ ASSISTANCE GIVEN BY THE STATE GOVERNMENT**

**(INSTITUTION-WISE AND SCHEME-WISE)**

Recipients	Scheme	TSP/ SCSP/ Normal/ FC/ EAP	2015-16				Of the total amount released, amount sanctioned for creation of Assets	2014-15				Of the total amount released, amount sanctioned for creation of Assets	
			Non-Plan	Plan		Total		Non-Plan	Plan		Total		
1	2	3	4	5	6	7	8	9	10	11	12	13	
													(₹ in lakh)
<b>MISCELLA- NEOUS OTHERS</b>	Administration of Muslim Wakf Act, 1954	Normal	..	..	..	..	..	55.00	..	..	55.00	..	
	Agricultural Extension and Farmers Training	Normal	2,55.00	..	..	2,55.00	..	2,20.00	..	..	2,20.00	..	
	Contribution for Urban Health Service-Ayurveda	Normal	4.07	..	..	4.07	..	3.79	..	..	3.79	..	
	Contribution for Urban Health Service-Homeopathy	Normal	..	..	..	..	..	0.60	..	..	0.60	..	
	Council of Higher Secondary Education	Normal	..	..	..	..	..	..	5,00.00	..	5,00.00	..	
	Establishment of Regional Plant Resources Centre	Normal	5,50.00	..	..	5,50.00	..	5,32.88	..	..	5,32.88	..	
	Grants for Environmental Research and Ecological Regeneration	Normal	..	1,19.00	..	1,19.00	..	..	97.00	..	97.00	..	
		SCSP	..	35.00	..	35.00	..	..	27.00	..	27.00	..	
		TSP	..	46.00	..	46.00	..	..	36.00	..	36.00	..	
	Grants for Lord Jagannath Temple Administration	Normal	..	..	..	..	..	8,71.77	..	..	8,71.77	..	
Grants to Institute of Social Sciences	Normal	1,00.00	..	..	1,00.00	..	..	..	..	..	..		



**APPENDIX-III**

**GRANTS-IN-AID/ ASSISTANCE GIVEN BY THE STATE GOVERNMENT**

**(INSTITUTION-WISE AND SCHEME-WISE)**

Recipients	Scheme	TSP/ SCSP/ Normal/ FC/ EAP	2015-16				Of the total amount released, amount sanctioned for creation of Assets	2014-15				Of the total amount released, amount sanctioned for creation of Assets
			Non-Plan	State Plan	CP/ GOI share of CSS	Total		Non-Plan	State Plan	CP/ GOI Share of CSS	Total	
1	2	3	4	5	6	7	8	9	10	11	12	13
												(₹ in lakh)
<b>MISCELLA- NEOUS OTHERS</b>	GIA for Youth Welfare Programme for Non Students	Normal	48.00	..	..	48.00	..	38.36	..	..	38.36	..
	Grants to Haj Committee	Normal	54.00	..	..	54.00	..	..	..	..	..	..
	GIA to Lord Sri Jagannath Temple	Normal	13,82.60	41,00.00	..	54,82.60	..	..	15,00.00	..	15,00.00	..
	Grants to OSDMA	Normal	..	1,22,00.00	..	1,22,00.00	1,22,00.00	..	1,37,25.00	..	1,37,25.00	1,37,25.00
		SCSP	..	32,00.00	..	32,00.00	32,00.00	..	36,00.00	..	36,00.00	36,00.00
		TSP	..	46,00.00	..	46,00.00	46,00.00	..	51,75.00	..	51,75.00	51,75.00
	GIA to Odisha Bio- Diversity Board	Normal	..	..	..	..	..	..	29.00	..	29.00	..
		TSP	..	..	..	..	..	..	12.00	..	12.00	..
		SCSP	..	..	..	..	..	..	9.00	..	9.00	..
	GIA to State Animal Welfare Board	Normal	..	..	..	..	..	5.50	..	..	5.50	..
	GIA to Voluntary Organisation for Promotion of Art and Culture	Normal	..	..	..	..	..	0.95	..	..	0.95	..
	Inclusive Education of the Disable at Secondary Education	Normal	..	1,03.79	..	1,03.79	..	..	..	..	..	..
	Madrasa Education	Normal	0.30	..	..	0.30	..	..	..	..	..	..
	Miscellaneous GIA for Animal Care	Normal	33.00	..	..	33.00	..	30.00	..	..	30.00	..

**APPENDIX-III**

**GRANTS-IN-AID/ ASSISTANCE GIVEN BY THE STATE GOVERNMENT**

**(INSTITUTION-WISE AND SCHEME-WISE)**

Recipients	Scheme	TSP/ SCSP/ Normal/ FC/ EAP	2015-16				Of the total amount released, amount sanctioned for creation of Assets	2014-15				Of the total amount released, amount sanctioned for creation of Assets	
			Non-Plan	Plan		Total		Non-Plan	Plan		Total		
1	2	3	4	5	6	7	8	9	10	11	12	13	
													(₹ in lakh)
<b>MISCELLA- NEOUS OTHERS</b>	Miscellaneous Grants on Account of <i>Nabakalebara</i> 2015	Normal	11,56.00	..	..	11,56.00	..	7,80.00	6,92.01	..	14,72.01	..	
	Model Schools at Block Level	Normal	..	..	..	..	..	..	20,00.00	..	20,00.00	..	
	National Service Scheme (NSS)	Normal	..	..	..	..	..	..	..	75.57	..	75.57	..
		SCSP	..	..	..	..	..	..	..	44.64	..	44.64	..
		TSP	..	..	..	..	..	..	..	54.63	..	54.63	..
	Odisha State Employment Mission	Normal	..	..	..	..	..	..	..	14,21.75	..	14,21.75	..
		SCSP	..	..	..	..	..	..	..	5,25.00	..	5,25.00	..
		TSP	..	..	..	..	..	..	..	5,53.25	..	5,53.25	..
	<i>Rashtriya Madhyamik Shiksha Abhiyan</i>	Normal	..	..	..	..	..	..	..	63,20.00	..	63,20.00	..
		SCSP	..	..	..	..	..	..	..	8,80.00	..	8,80.00	..
	State Human Rights Commission	Normal	1.05	..	..	1.05	..	1.30	..	..	..	1.30	..
	World Bank Assisted EAP for National Cyclone Risk Mitigation Work	Normal	..	1,63,23.89	..	1,63,23.89	1,63,23.89	..	2,06,12.00	..	2,06,12.00	2,06,12.00	..
		SCSP	..	42,82.53	..	42,82.53	42,82.53	..	43,72.00	..	43,72.00	43,72.00	..
		TSP	..	61,54.38	..	61,54.38	61,54.38	..	63,16.00	..	63,16.00	63,16.00	..

**APPENDIX-III**

**GRANTS-IN-AID/ ASSISTANCE GIVEN BY THE STATE GOVERNMENT**

**(INSTITUTION-WISE AND SCHEME-WISE)**

Recipients	Scheme	TSP/ SCSP/ Normal/ FC/ EAP	2015-16				Of the total amount released, amount sanctioned for creation of Assets	2014-15				Of the total amount released, amount sanctioned for creation of Assets
			Non-Plan	Plan		Total		Non-Plan	Plan		Total	
1	2	3	4	5	6	7	8	9	10	11	12	13
(₹ in lakh)												
<b>MISCELLA- NEOUS OTHERS</b>	Grants for Use of Solar Photovoltaic System	Normal	..	8,46.37	..	8,46.37	6,96.82	..	9,83.09	..	9,83.09	9,83.09
		TSP	..	85.35	..	85.35	85.35	..	11.27	..	11.27	11.27
		SCSP	..	68.28	..	68.28	68.28	..	5.64	..	5.64	5.64
	Development of Bio-Technology	Normal	..	1,00.00	..	1,00.00	..	..	1,85.36	..	1,85.36	..
	Establishment of Museum at Khandapara	Normal	..	30.00	..	30.00	..	..	..	..	..	..
	Establishment of Sub Regional Science Centre	Normal	..	60.00	..	60.00	..	..	..	..	..	..
	Grants and Assistance to Scientific Bodies	Normal	..	1,16.00	..	1,16.00	1,16.00	..	4,50.00	..	4,50.00	4,50.00
	Grants to Institute of Life Sciences	Normal	..	..	..	..	..	1,00.00	..	..	1,00.00	..
	Grants to OREDA for Demonstration of Improved <i>Choolah</i>	Normal	..	2,50.00	..	2,50.00	..	..	10,00.00	..	10,00.00	..
		SCSP	..	1,00.00	..	1,00.00	..	..	..	..	..	..
		TSP	..	1,50.00	..	1,50.00	..	..	..	..	..	..
	GIA for Administration of OREDA	Normal	3,97.00	25.00	..	4,22.00	..	3,97.00	4,83.00	..	8,80.00	3,00.00
	Grants for Environmental Studies and Awards	Normal	31.00	..	..	31.00	..	..	..	..	..	..

**APPENDIX-III**

**GRANTS-IN-AID/ ASSISTANCE GIVEN BY THE STATE GOVERNMENT**

**(INSTITUTION-WISE AND SCHEME-WISE)**

Recipients	Scheme	TSP/ SCSP/ Normal/ FC/ EAP	2015-16				Of the total amount released, amount sanctioned for creation of Assets	2014-15				Of the total amount released, amount sanctioned for creation of Assets	
			Non-Plan	Plan		Total		Non-Plan	Plan		Total		
1	2	3	4	5	6	7	8	9	10	11	12	13	
													(₹ in lakh)
<b>MISCELLA- NEOUS OTHERS</b>	Grants/Assistance for Micro, Small and Medium Enterprises	Normal	30.00	..	..	30.00	..	30.00	..	..	30.00	..	
	<i>Odisha Bigyan Academy</i>	Normal	61.07	..	..	61.07	..	56.01	..	..	56.01	..	
	Odisha Remote Sensing Application Centre	Normal	3,09.00	9,83.98	..	12,92.98	5,96.31	3,09.00	10,46.12	..	13,55.12	8,36.00	
		TSP	..	45.65	..	45.65	..	..	60.00	..	60.00	..	
		SCSP	..	33.90	..	33.90	..	..	40.00	..	40.00	..	
	Other Assistance to ULBs on Account of Relief Measures	Normal	..	..	..	..	..	65,00.00	..	..	65,00.00	..	
	Planetarium	Normal	90.00	1,00.00	..	1,90.00	..	86.00	..	..	86.00	..	
	<i>Rashtriya Swasthya Bima Yojana</i>	SCSP	..	..	..	..	..	..	17,58.86	..	17,58.86	..	
		Normal	..	..	..	..	..	..	60,75.47	..	60,75.47	..	
		TSP	..	..	..	..	..	..	23,76.39	..	23,76.39	..	
	Science and Technology Programme	Normal	..	55.19	..	55.19	..	..	..	..	..	..	
		SCSP	..	4.00	..	4.00	..	..	..	..	..	..	
		TSP	..	5.00	..	5.00	..	..	..	..	..	..	
Solar Photovoltaic Pumps for Irrigation	Normal	..	16,00.00	..	16,00.00	..	..	..	..	..	..		
State Council on Science and Technology	Normal	..	1,00.00	..	1,00.00	..	..	2,00.00	..	2,00.00	..		

**APPENDIX-III**

**GRANTS-IN-AID/ ASSISTANCE GIVEN BY THE STATE GOVERNMENT**

**(INSTITUTION-WISE AND SCHEME-WISE)**

Recipients	Scheme	TSP/ SCSP/ Normal/ FC/ EAP	2015-16				Of the total amount released, amount sanctioned for creation of Assets	2014-15				Of the total amount released, amount sanctioned for creation of Assets
			Non-Plan	State Plan	CP/ GOI share of CSS	Total		Non-Plan	State Plan	CP/ GOI Share of CSS	Total	
1	2	3	4	5	6	7	8	9	10	11	12	13
(₹ in lakh)												
<b>MISCELLA- NEOUS OTHERS</b>	Support to Scientific Institutions	Normal	..	6,33.97	..	6,33.97	3,96.57	..	6,21.80	..	6,21.80	4,21.50
		SCSP	..	2.20	..	2.20	..	..	10.00	..	10.00	..
		TSP	..	2.07	..	2.07	..	..	10.70	..	10.70	..
	Urban Development Scheme	Normal	..	1,26.38	..	1,26.38	1,26.38	..	..	..	..	..
	Youth Welfare Policy 2013	Normal	..	..	..	..	..	..	7.51	..	7.51	..
<b>Total-OTHERS</b>			<b>58,24.74</b>	<b>32,47,96.02</b>	<b>24,03.64</b>	<b>33,30,24.40</b>	<b>27,49,80.47</b>	<b>1,32,81.77</b>	<b>34,10,63.03</b>	<b>..</b>	<b>35,43,44.80</b>	<b>28,47,35.02</b>
<b>NON-GOVERNMENT ORGANISATIONS</b>												
	Agricultural Extension and Farmers Training	Normal	1.00	..	..	1.00	..	1.00	..	..	1.00	..
	Block Grant to New Life Education Trust for Integral Education Centre	Normal	..	..	..	..	..	71.44	..	..	71.44	..
	Discretionary Grants at the Disposal of Governor	Normal	..	..	..	..	..	0.01	..	..	0.01	..
	Establishment Charges of Higher Education Department	Normal	1.00	..	..	1.00	..	..	..	..	..	..
	Grants for Charitable Purposes	Normal	4.00	..	..	4.00	..	8.00	..	..	8.00	..

**APPENDIX-III**

**GRANTS-IN-AID/ ASSISTANCE GIVEN BY THE STATE GOVERNMENT**

**(INSTITUTION-WISE AND SCHEME-WISE)**

Recipients	Scheme	TSP/ SCSP/ Normal/ FC/ EAP	2015-16				Of the total amount released, amount sanctioned for creation of Assets	2014-15				Of the total amount released, amount sanctioned for creation of Assets	
			Non-Plan	State Plan	CP/ GOI share of CSS	Total		Non-Plan	State Plan	CP/ GOI Share of CSS	Total		
1	2	3	4	5	6	7	8	9	10	11	12	13	
													(₹ in lakh)
<b>NON- GOVERNMENT ORGANISA- TIONS</b>	Grants for Co-operative Propaganda	Normal	..	..	..	..	..	..	40.00	..	40.00	..	
	Grants for Organisation of Cultural Functions	Normal	1.00	..	..	1.00	..	1.00	..	..	1.00	..	
	Grants for Promotion of Art, Culture and Heritage	Normal	..	1,01.30	..	1,01.30	..	..	1,00.00	..	1,00.00	..	
	Grants for Sanitation Service	Normal	6.55	..	..	6.55	..	..	..	..	..	..	
	Grants for Social Welfare	Normal	0.50	..	..	0.50	..	..	..	..	..	..	
	Grants for Youth Red Cross	Normal	..	20.00	..	20.00	..	..	20.00	..	..	20.00	..
	Grants to Acupuncture and Acupressure Institute	Normal	..	0.15	..	0.15	..	..	..	..	..	..	..
	Grants-in-Aid to Health Institutions	Normal	94.35	..	..	94.35	24.59	92.60	..	..	..	92.60	24.59
	Grants to Bharat Scouts and Guide	Normal	31.93	..	..	31.93	..	31.93	..	..	..	31.93	..
Grants to Cultural Institutions for Promotion of Art, Culture and Heritage	Normal	2.00	..	..	2.00	..	1.50	..	..	..	1.50	..	

**APPENDIX-III**

**GRANTS-IN-AID/ ASSISTANCE GIVEN BY THE STATE GOVERNMENT**

**(INSTITUTION-WISE AND SCHEME-WISE)**

Recipients	Scheme	TSP/ SCSP/ Normal/ FC/ EAP	2015-16				Of the total amount released, amount sanctioned for creation of Assets	2014-15				Of the total amount released, amount sanctioned for creation of Assets	
			Non-Plan	State Plan	CP/ GOI share of CSS	Total		Non-Plan	State Plan	CP/ GOI Share of CSS	Total		
1	2	3	4	5	6	7	8	9	10	11	12	13	
													(₹ in lakh)
<b>NON- GOVERNMENT ORGANISA- TIONS</b>	Grants to Junior Red cross	Normal	6.00	..	..	6.00	..	6.00	..	..	6.00	..	
	Grants to Voluntary Associations and Organisations-through Odisha Cooperative Coir Corporation (OCCC) Ltd.	Normal	5.00	..	..	5.00	..	..	..	..	..	..	
	Grants to Voluntary Organisation for Promotion of Art and Culture	Normal	3.95	..	..	3.95	..	1.00	..	..	1.00	..	
	Grants to the Cultural Association of L&ESI Department	Normal	1.00	..	..	1.00	..	0.50	..	..	0.50	..	
	Higher Education Department	Normal	..	..	..	..	..	1.00	..	..	1.00	..	
	Home for Aged	Normal	..	14.63	..	14.63	..	..	14.63	..	..	14.63	..
	Maintenance of Orphan and Destitute Children	Normal	..	..	..	..	..	..	17.06	..	..	17.06	..
	Promotion of Art and Culture	Normal	20.00	..	..	20.00	..	8.91	12.49	..	..	21.40	..

**APPENDIX-III**

**GRANTS-IN-AID/ ASSISTANCE GIVEN BY THE STATE GOVERNMENT**

**(INSTITUTION-WISE AND SCHEME-WISE)**

Recipients	Scheme	TSP/ SCSP/ Normal/ FC/ EAP	2015-16				Of the total amount released, amount sanctioned for creation of Assets	2014-15				Of the total amount released, amount sanctioned for creation of Assets
			Non-Plan	State Plan	CP/ GOI share of CSS	Total		Non-Plan	State Plan	CP/ GOI Share of CSS	Total	
1	2	3	4	5	6	7	8	9	10	11	12	13
(₹ in lakh)												
<b>NON- GOVERNMENT ORGANISA- TIONS</b>	Miscellaneous Grants by Government-Home Department	Normal	3.50	..	..	3.50	..	1.55	..	..	1.55	..
	National Service Scheme (NSS)	Normal	..	..	..	..	..	..	2.75	..	2.75	..
		SCSP	..	..	..	..	..	..	0.44	..	0.44	..
		TSP	..	..	..	..	..	..	0.22	..	0.22	..
	<i>Odia Bhasa Pratisthan</i>	Normal	67.89	..	..	67.89	..	67.89	..	..	67.89	..
	Odisha State School Sports Association	Normal	..	..	..	..	..	50.00	..	..	50.00	..
	Other Grants	Normal	..	..	..	..	..	8.30	..	..	8.30	..
	Other Grants to Clubs and Institutions	Normal	..	..	..	..	..	2.00	..	..	2.00	..
	Other Grants to Voluntary Organisation	Normal	2.00	..	..	2.00	..	..	..	..	..	..
	Promotion of Sports and Games	Normal	28.55	..	..	28.55	..	29.55	..	..	29.55	..
State Consumer Protection Programme	Normal	..	..	..	..	..	..	0.03	..	0.03	..	
State Human Rights Commission	Normal	0.25	..	..	0.25	..	..	..	..	..	..	
<b>TOTAL-NON-GOVERNMENT ORGANISATIONS</b>			<b>2,80.47</b>	<b>1,36.08</b>	<b>..</b>	<b>4,16.55</b>	<b>24.59</b>	<b>3,84.18</b>	<b>2,07.62</b>	<b>..</b>	<b>5,91.80</b>	<b>24.59</b>



**APPENDIX-III**

**GRANTS-IN-AID/ ASSISTANCE GIVEN BY THE STATE GOVERNMENT**

**(INSTITUTION-WISE AND SCHEME-WISE)**

Recipients	Scheme	TSP/ SCSP/ Normal/ FC/ EAP	2015-16				Of the total amount released, amount sanctioned for creation of Assets	2014-15				Of the total amount released, amount sanctioned for creation of Assets	
			Non-Plan	Plan		Total		Non-Plan	Plan		Total		
1	2	3	4	5	6	7	8	9	10	11	12	13	
													(₹ in lakh)
<b>OTHER GOVERNMENT BODIES</b>													
	13 <sup>th</sup> FC Award for Preservation of Monuments and Buddhist Heritage	Normal	..	..	..	..	..	..	20,50.00	..	20,50.00	..	
	13 <sup>th</sup> FC Grant for ADR Centre	Normal	..	..	..	..	..	9,63.18	..	..	9,63.18	8,48.18	
	13 <sup>th</sup> FC Grant for Improving Justice Delivery- Administration	Normal	..	..	..	..	..	20.00	..	..	20.00	..	
	13 <sup>th</sup> FC Grant for Lok Adalat	Normal	..	..	..	..	..	1,99.80	..	..	1,99.80	..	
	ACA for LWE affected Districts	Normal	..	38,14.53	..	38,14.53	38,14.53	..	1,81,51.20	..	1,81,51.20	1,81,51.20	
		SCSP	..	11,69.39	..	11,69.39	11,69.39	..	55,65.60	..	55,65.60	55,65.60	
		TSP	..	25,80.08	..	25,80.08	25,80.08	..	1,22,83.20	..	1,22,83.20	1,22,83.20	
	Agricultural Extension and Farmers Training	Normal	35.00	..	..	35.00	..	70.00	..	..	70.00	..	
	Anganwadi Scheme	Normal	3,85.26	..	..	3,85.26	..	3,65.01	..	..	3,65.01	..	

**APPENDIX-III**

**GRANTS-IN-AID/ ASSISTANCE GIVEN BY THE STATE GOVERNMENT**

**(INSTITUTION-WISE AND SCHEME-WISE)**

Recipients	Scheme	TSP/ SCSP/ Normal/ FC/ EAP	2015-16				Of the total amount released, amount sanctioned for creation of Assets	2014-15				Of the total amount released, amount sanctioned for creation of Assets
			Non-Plan	State Plan	CP/ GOI share of CSS	Total		Non-Plan	State Plan	CP/ GOI Share of CSS	Total	
1	2	3	4	5	6	7	8	9	10	11	12	13
<b>(₹ in lakh)</b>												
<b>OTHER GOVERNMENT BODIES</b>	Assistance to Municipal Corporations on Recommendation of 3 <sup>rd</sup> State Finance Commission- Devolution	Normal	..	..	..	..	..	0.06	..	..	0.06	..
	Assistance to Non Government Upper Primary Schools	Normal	58,30.63	18,91.47	..	77,22.10	..	54,65.93	16,01.66	..	70,67.59	..
	Atal Mission for Rejuvenation & Urban Transformation (AMRUT)	Normal	..	1,37.25	..	1,37.25	1,37.25	..	..	..	..	..
		SCSP	..	37.13	..	37.13	37.13	..	..	..	..	..
		TSP	..	50.63	..	50.63	50.63	..	..	..	..	..
	Assistance to Non-Government Colleges	Normal	6,15,25.56	2,56,00.17	..	8,71,25.73	24,97.00	6,41,31.83	2,54,60.75	..	8,95,92.58	25,00.00
		SCSP	..	63,41.93	..	63,41.93	..	..	65,20.53	..	65,20.53	..
		TSP	..	79,49.19	..	79,49.19	..	..	88,71.01	..	88,71.01	..
	Assistance to Non-Government High Schools	Normal	..	2,31,47.24	..	2,31,47.24	..	55.16	2,46,42.95	..	2,46,98.11	..
	Assistance to Non-Government Primary Schools	Normal	12,79.77	..	..	12,79.77	..	12,47.09	..	..	12,47.09	..

**APPENDIX-III**

**GRANTS-IN-AID/ ASSISTANCE GIVEN BY THE STATE GOVERNMENT**

**(INSTITUTION-WISE AND SCHEME-WISE)**

Recipients	Scheme	TSP/ SCSP/ Normal/ FC/ EAP	2015-16				Of the total amount released, amount sanctioned for creation of Assets	2014-15				Of the total amount released, amount sanctioned for creation of Assets
			Non-Plan	State Plan	CP/ GOI share of CSS	Total		Non-Plan	State Plan	CP/ GOI Share of CSS	Total	
1	2	3	4	5	6	7	8	9	10	11	12	13
												(₹ in lakh)
<b>OTHER GOVERNMENT BODIES</b>	Assistance to Non-Government Sanskrit Toals	Normal	15,02.35	..	..	15,02.35	..	14,30.40	..	..	14,30.40	..
	Assistance to Non-Government Secondary Schools	Normal	3,25,52.18	..	..	3,25,52.18	..	3,07,29.92	..	..	3,07,29.92	..
	Bharat Scouts and Guides	Normal	..	..	..	..	..	..	20.00	..	20.00	..
	<i>Biju Krushak Vikash Yojana</i>	SCSP	..	..	..	..	..	..	4,36.99	..	4,36.99	..
		TSP	..	..	..	..	..	..	10,00.00	..	10,00.00	..
		Normal	..	..	..	..	..	..	8,62.99	..	8,62.99	..
	<i>Biju Pucca Ghar</i>	Normal	..	12,00.00	..	12,00.00	12,00.00	..	..	..	..	..
	Block Grant to New Life Education Trust for Integral Education Centre	Normal	71.44	..	..	71.44	..	..	..	..	..	..
	Cash Award to Gallantry/Non Gallantry Award Winner Jawans	Normal	0.50	..	..	0.50	..	..	..	..	..	..
	Catalyst Development Programme under Sericulture	Normal	..	..	..	..	..	..	1,65.00	..	1,65.00	1,65.00
		SCSP	..	..	..	..	..	..	66.64	..	66.64	..
		TSP	..	..	..	..	..	..	2,55.78	..	2,55.78	..
	Charitable Allowance for Upkeep of Temples	Normal	1,47.00	..	..	1,47.00	..	98.80	..	..	98.80	..

**APPENDIX-III**

**GRANTS-IN-AID/ ASSISTANCE GIVEN BY THE STATE GOVERNMENT**

**(INSTITUTION-WISE AND SCHEME-WISE)**

Recipients	Scheme	TSP/ SCSP/ Normal/ FC/ EAP	2015-16				Of the total amount released, amount sanctioned for creation of Assets	2014-15				Of the total amount released, amount sanctioned for creation of Assets	
			Non-Plan	State Plan	CP/ GOI share of CSS	Total		Non-Plan	State Plan	CP/ GOI Share of CSS	Total		
1	2	3	4	5	6	7	8	9	10	11	12	13	
													(₹ in lakh)
<b>OTHER GOVERNMENT BODIES</b>	Coir Enterprises	Normal	..	12.30	..	12.30	..	..	..	..	..	..	
	Development	SCSP	..	0.70	..	0.70	..	..	..	..	..	..	
	Compensation and Assignments to Block Panchayat (Panchayat Samitis) under the Award of 3 <sup>rd</sup> SFC	Normal	..	..	..	..	..	2,00.00	..	..	2,00.00	..	
	Compensation and Assignments under 4 <sup>th</sup> State Finance Commission	Normal	39,33.00	..	..	39,33.00	..	..	..	..	..	..	
	Construction of CDPO Building	Normal	..	..	..	..	..	..	85.01	..	85.01	85.01	
		TSP	..	..	..	..	..	..	46.00	..	46.00	46.00	
		SCSP	..	..	..	..	..	..	18.82	..	18.82	18.82	
	Contribution for Urban Health Service- Homeopathy	Normal	..	..	..	..	..	0.10	..	..	0.10	..	
	Contribution to Police Relief Fund	Normal	..	..	..	..	..	10.00	..	..	10.00	..	
	Contribution to Vigilance Police Relief Welfare Fund	Normal	1.50	..	..	1.50	..	1.50	..	..	1.50	..	

**APPENDIX-III**

**GRANTS-IN-AID/ ASSISTANCE GIVEN BY THE STATE GOVERNMENT**

**(INSTITUTION-WISE AND SCHEME-WISE)**

Recipients	Scheme	TSP/ SCSP/ Normal/ FC/ EAP	2015-16				Of the total amount released, amount sanctioned for creation of Assets	2014-15				Of the total amount released, amount sanctioned for creation of Assets
			Non-Plan	State Plan	CP/ GOI share of CSS	Total		Non-Plan	State Plan	CP/ GOI Share of CSS	Total	
1	2	3	4	5	6	7	8	9	10	11	12	13
												(₹ in lakh)
<b>OTHER GOVERNMENT BODIES</b>	Creation of Infrastructure in TSP Area under 1 <sup>st</sup> Proviso to Article 275(1) of the Constitution of India	TSP	..	50,76.00	..	50,76.00	23,41.00	..	30,09.58	..	30,09.58	12,67.98
	DFID Assisted Health Sector Development	Normal	..	..	..	..	..	..	10,99.99	..	10,99.99	9,90.00
		TSP	..	..	..	..	..	..	5,00.00	..	5,00.00	4,50.00
	Development and Maintenance of Stadia Gymnasia, Swimming Pool and Play Fields	Normal	..	4.43	..	4.43	..	..	3.75	..	3.75	..
	Development of Brackish Water Aquaculture through FFDA	Normal	..	..	2,21.04	2,21.04	2,21.04	..	1,23.20	..	1,23.20	1,23.20
		SCSP	..	..	8.88	8.88	8.88	..	45.84	..	45.84	45.84
	Development of Depressed Tribals (MADA)-under State Plan-under SCA for TSP	TSP	..	..	..	..	..	..	1.54	..	1.54	..
	Development of Eco- Tourism	Normal	..	31.00	..	31.00	..	..	20.00	..	20.00	..
	Development of Fresh Water Aquaculture through FFDA-Central Scheme	Normal	..	..	3,04.34	3,04.34	3,04.34	..	5,81.50	..	5,81.50	5,81.50
		SCSP	..	..	..	..	..	..	1,71.00	..	1,71.00	1,71.00

**APPENDIX-III**

**GRANTS-IN-AID/ ASSISTANCE GIVEN BY THE STATE GOVERNMENT**

**(INSTITUTION-WISE AND SCHEME-WISE)**

Recipients	Scheme	TSP/ SCSP/ Normal/ FC/ EAP	2015-16				Of the total amount released, amount sanctioned for creation of Assets	2014-15				Of the total amount released, amount sanctioned for creation of Assets
			Non-Plan	State Plan	CP/ GOI share of CSS	Total		Non-Plan	State Plan	CP/ GOI Share of CSS	Total	
1	2	3	4	5	6	7	8	9	10	11	12	13
												(₹ in lakh)
<b>OTHER GOVERNMENT BODIES</b>	Development of Fresh Water Aquaculture through FFDA-State Scheme	Normal	1,93.48	..	..	1,93.48	..	..	..	..	..	..
	Development of Infocity-II IT SEZ	Normal	..	30,00.00	..	30,00.00	30,00.00	..	..	..	..	..
	Development of Minority Educational Institutions	Normal	..	60.00	..	60.00	60.00	..	..	..	..	..
	Devolution of Funds to PRIs under the award of 4th State Finance Commission	Normal	1,10,60.01	..	..	1,10,60.01	..	..	..	..	..	..
	Discretionary Grants at the Disposal of Governor	Normal	10.00	..	..	10.00	..	9.99	..	..	9.99	..
	District Disability Rehabilitation Centre	Normal	..	83.88	..	83.88	..	..	94.74	..	94.74	..
	Enforcement of Protection of Civil Rights Act	Normal	..	..	..	..	..	..	30.00	..	30.00	..
	Establishment of Micro Project for Primitive Tribes (under ITDP)	TSP	..	..	..	..	..	..	82.28	..	82.28	..
	Establishment of Technological University in the State (BPUT)	Normal	5,35.20	..	..	5,35.20	..	4,85.34	..	..	4,85.34	..

**APPENDIX-III**

**GRANTS-IN-AID/ ASSISTANCE GIVEN BY THE STATE GOVERNMENT**

**(INSTITUTION-WISE AND SCHEME-WISE)**

Recipients	Scheme	TSP/ SCSP/ Normal/ FC/ EAP	2015-16				Of the total amount released, amount sanctioned for creation of Assets	2014-15				Of the total amount released, amount sanctioned for creation of Assets	
			Non-Plan	Plan		Total		Non-Plan	Plan		Total		
1	2	3	4	5	6	7	8	9	10	11	12	13	
													(₹ in lakh)
<b>OTHER GOVERNMENT BODIES</b>	Extra Curricular Activities in SC, ST Development Department School	Normal	..	..	..	..	..	..	42.21	..	42.21	..	
	Family Oriented and Poverty Eradication Programme of the Tribals Outside ITDA and MADA- under State Plan-under SCA for TSP	TSP	..	70.00	..	70.00	30.00	..	68.51	..	68.51	34.91	
	Financial Assistance to ST Students Pursuing studies in National Institutes	TSP	..	13.12	..	13.12	..	..	50.00	..	50.00	..	
	Government General Colleges-State Scheme	Normal	..	..	..	..	..	..	25.34	..	25.34	..	
	Grants and Assistance for Sports and Games	Normal	0.75	..	..	0.75	..	..	..	..	..	..	
	Grants and Assistance to WALMI	Normal	2,21.30	..	..	2,21.30	..	5,83.00	1,00.00	..	6,83.00	1,00.00	
	Grants and Assistance under the award of 4 <sup>th</sup> State Finance Commission	Normal	22,92.75	..	..	22,92.75	14,33.75	..	..	..	..	..	

**APPENDIX-III**

**GRANTS-IN-AID/ ASSISTANCE GIVEN BY THE STATE GOVERNMENT**

**(INSTITUTION-WISE AND SCHEME-WISE)**

Recipients	Scheme	TSP/ SCSP/ Normal/ FC/ EAP	2015-16				Of the total amount released, amount sanctioned for creation of Assets	2014-15				Of the total amount released, amount sanctioned for creation of Assets
			Non-Plan	State Plan	CP/ GOI share of CSS	Total		Non-Plan	State Plan	CP/ GOI Share of CSS	Total	
1	2	3	4	5	6	7	8	9	10	11	12	13
<b>OTHER GOVERNMENT BODIES</b>	Grants and Assistance under the award of 4 <sup>th</sup> State Finance Commission	Normal	52,98.95	..	..	52,98.95	39,86.00	..	..	..	..	..
	Grants for Capacity Building of Electronics Industry	Normal	..	9.00	..	9.00	..	..	..	..	..	..
	Grants for Celebration of <i>Panchayati Raj Diwas</i>	Normal	5,00.00	..	..	5,00.00	..	..	..	..	..	..
	Grants for Charitable Purposes	Normal	0.60	..	..	0.60	..	0.50	..	..	0.50	..
	Grants for Co-operative Propaganda	Normal	..	24.86	..	24.86	..	..	40.00	..	40.00	..
	Grants for Construction of OERC Office Building	Normal	..	..	..	..	..	..	5,00.00	..	5,00.00	5,00.00
	Grants for Construction of Working Woman's Hostel	Normal	..	16.35	..	16.35	16.35	..	..	..	..	..
	Grants for Creation of UID Cell	Normal	..	5.00	..	5.00	..	..	..	..	..	..
	Grants for Environmental Studies and Awards	Normal	1,07.00	..	..	1,07.00	..	1,70.00	..	..	1,70.00	..
	Grants for Higher Education on Film and Television	Normal	1,07.59	..	..	1,07.59	..	1,01.92	..	..	1,01.92	..

(₹ in lakh)



**APPENDIX-III**

**GRANTS-IN-AID/ ASSISTANCE GIVEN BY THE STATE GOVERNMENT**

**(INSTITUTION-WISE AND SCHEME-WISE)**

Recipients	Scheme	TSP/ SCSP/ Normal/ FC/ EAP	2015-16				Of the total amount released, amount sanctioned for creation of Assets	2014-15				Of the total amount released, amount sanctioned for creation of Assets
			Non-Plan	State Plan	CP/ GOI share of CSS	Total		Non-Plan	State Plan	CP/ GOI Share of CSS	Total	
1	2	3	4	5	6	7	8	9	10	11	12	13
												(₹ in lakh)
<b>OTHER GOVERNMENT BODIES</b>	Grants for Innovative Projects in Electronics	Normal	..	15,01.00	..	15,01.00	..	..	..	..	..	..
	Grants for Leprosy Treatment	Normal	1,49.99	..	..	1,49.99	..	1,50.00	..	..	1,50.00	..
	Grants for Lord Jagannath Temple Administration	Normal	..	..	..	..	..	46.00	..	..	46.00	..
	Grants for Maintenance of Lift Irrigation Projects	Normal	..	..	..	..	..	10.69	..	..	10.69	..
	Grants for Maintenance of Residential/Non- Residential Buildings	Normal	..	..	..	..	..	6,51.45	..	..	6,51.45	..
	Grants for Prevention and Control of Air/Water Pollution	Normal	2.00	..	..	2.00	..	2.00	..	..	2.00	..
	Grants for Promotion Art Culture and Heritage	Normal	..	18,46.00	..	18,46.00	..	..	20,31.93	..	20,31.93	..
	Grants for Social Welfare	Normal	..	..	..	..	..	1,42.30	6,99.16	..	8,41.46	..
		SCSP	..	..	..	..	..	..	1,52.39	..	1,52.39	..
		TSP	..	..	..	..	..	..	2,06.17	..	2,06.17	..
	Grants for Urban Sewerage Schemes	Normal	..	2,00.00	..	2,00.00	..	..	2,00.00	..	2,00.00	..
	Grants for Vigilance Police Welfare	Normal	1.50	..	..	1.50	..	1.50	..	..	1.50	..

**APPENDIX-III**

**GRANTS-IN-AID/ ASSISTANCE GIVEN BY THE STATE GOVERNMENT**

**(INSTITUTION-WISE AND SCHEME-WISE)**

Recipients	Scheme	TSP/ SCSP/ Normal/ FC/ EAP	2015-16				Of the total amount released, amount sanctioned for creation of Assets	2014-15				Of the total amount released, amount sanctioned for creation of Assets
			Non-Plan	State Plan	CP/ GOI share of CSS	Total		Non-Plan	State Plan	CP/ GOI Share of CSS	Total	
1	2	3	4	5	6	7	8	9	10	11	12	13
												(₹ in lakh)
<b>OTHER GOVERNMENT BODIES</b>	Grants to Acupuncture and Acupressure Institute	Normal	..	0.35	..	0.35	..	..	..	..	..	..
	Grants-in-Aid to Health Institutions	Normal	14,45.65	..	..	14,45.65	52.01	11,00.56	..	..	11,00.56	52.01
	Grants-in-Aid to Hostels to Ashram Schools for ST Students(Central Plan)	TSP	0.12	..	..	0.12	..	0.35	..	..	0.35	..
	GIA to Block Panchayats under the Award of 3 <sup>rd</sup> SFC	Normal						..	..	..	..	..
	Grants to Engineering Colleges and Institution	Normal	35,78.19	..	..	35,78.19	..	28,76.17	..	..	28,76.17	..
	Grants to English Language Training	Normal	58.56	..	..	58.56	..	58.56	..	..	58.56	..
	Grants to Indigent Artists	Normal	..	8.00	..	8.00	..	..	4.20	..	4.20	..
	Grants to Municipalities/Municipal Councils under 3 <sup>rd</sup> State Finance Commission	Normal	..	..	..	..	..	13,96.00	..	..	13,96.00	..

**APPENDIX-III**

**GRANTS-IN-AID/ ASSISTANCE GIVEN BY THE STATE GOVERNMENT**

**(INSTITUTION-WISE AND SCHEME-WISE)**

Recipients	Scheme	TSP/ SCSP/ Normal/ FC/ EAP	2015-16				Of the total amount released, amount sanctioned for creation of Assets	2014-15				Of the total amount released, amount sanctioned for creation of Assets
			Non-Plan	State Plan	CP/ GOI share of CSS	Total		Non-Plan	State Plan	CP/ GOI Share of CSS	Total	
1	2	3	4	5	6	7	8	9	10	11	12	13
												(₹ in lakh)
<b>OTHER GOVERNMENT BODIES</b>	Grants to Nagar Panchayats/NACs under 3 <sup>rd</sup> State Finance Commission	Normal	..	..	..	..	..	9,17.00	..	..	9,17.00	..
	Grants to Non-Government Madrasa	Normal	1,91.56	..	..	1,91.56	..	1,77.60	..	..	1,77.60	..
	Grants to <i>Odisha Bhudan Yajna Samiti</i>	Normal	45.51	..	..	45.51	..	15.00	..	..	15.00	..
	Grants to Odia High Schools Outside the State	Normal	1,24.86	..	..	1,24.86	..	80.00	..	..	80.00	..
	Grants to Odisha State Open University	Normal	40.00	..	..	40.00	..	..	..	..	..	..
	Grants to Public Libraries	Normal	..	..	..	..	..	..	0.32	..	0.32	..
	Grants to Sainik School	Normal	1,50.00	..	..	1,50.00	..	1,50.00	..	..	1,50.00	..
	Grants to State Agency for Development of Handloom Cluster	Normal	..	5.00	..	5.00	..	..	..	..	..	..
	Grants to State Animal Welfare Board	Normal	5.50	..	..	5.50	..	..	..	..	..	..
	Grants to State Archives	Normal	..	6.00	..	6.00	..	..	5.65	..	5.65	..
	Grants to State Labour Institute	Normal	..	2,00.00	..	2,00.00	..	..	1,74.98	..	1,74.98	..

**APPENDIX-III**

**GRANTS-IN-AID/ ASSISTANCE GIVEN BY THE STATE GOVERNMENT**

**(INSTITUTION-WISE AND SCHEME-WISE)**

Recipients	Scheme	TSP/ SCSP/ Normal/ FC/ EAP	2015-16				Of the total amount released, amount sanctioned for creation of Assets	2014-15				Of the total amount released, amount sanctioned for creation of Assets
			Non-Plan	State Plan	CP/ GOI share of CSS	Total		Non-Plan	State Plan	CP/ GOI Share of CSS	Total	
1	2	3	4	5	6	7	8	9	10	11	12	13
												(₹ in lakh)
<b>OTHER GOVERNMENT BODIES</b>	Grants to State Social Welfare Board	Normal	56.23	6.00	..	62.23	..	56.23	6.00	..	62.23	..
	Grants to Thompson Training School Cuttack	Normal	21.02	..	..	21.02	..	61.04	..	..	61.04	..
	Grants to Voluntary Associations and Organisations-through Odisha Co-operative Coir Corporation (OCCC) Ltd.	Normal	..	..	..	..	..	5.00	..	..	5.00	..
	Grants to Voluntary Organisation for Promotion of Art and Culture	Normal	..	..	..	..	..	1.50	..	..	1.50	..
	Grants to Wakf Board	Normal	70.00	..	..	70.00	..	..	..	..	..	..
	Grants to Wakf Institutions	Normal	4.00	..	..	4.00	..	..	..	..	..	..
	Grants to Water User's Association	Normal	2,00.32	..	..	2,00.32	..	88.06	..	..	88.06	..
	Grants-in-Aid Savings-cum-Relief Fund for Fishermen	Normal	..	..	2,48.98	2,48.98	..	..	..	..	..	..
		SCSP	..	..	27.72	27.72	..	..	30.00	..	30.00	..
	Grants/Assistance for Consumer Industries	Normal	..	..	..	..	..	..	50.54	..	50.54	..

**APPENDIX-III**

**GRANTS-IN-AID/ ASSISTANCE GIVEN BY THE STATE GOVERNMENT**

**(INSTITUTION-WISE AND SCHEME-WISE)**

Recipients	Scheme	TSP/ SCSP/ Normal/ FC/ EAP	2015-16				Of the total amount released, amount sanctioned for creation of Assets	2014-15				Of the total amount released, amount sanctioned for creation of Assets
			Non-Plan	Plan		Total		Non-Plan	Plan		Total	
1	2	3	4	5	6	7	8	9	10	11	12	13
												(₹ in lakh)
<b>OTHER GOVERNMENT BODIES</b>	Grants/Assistance for Micro, Small and Medium Industries	SCSP	..	..	..	..	..	..	1.00	..	1.00	..
		TSP	..	..	..	..	..	..	1.00	..	1.00	..
		Normal	..	..	..	..	..	..	38.47	..	38.47	..
	Horizontal Connectivity for OSWAN	Normal	..	6,24.14	..	6,24.14	..	..	20,00.00	..	20,00.00	..
		SCSP	..	2,00.00	..	2,00.00	..	..	..	..	..	..
		TSP	..	1,75.86	..	1,75.86	..	..	10,00.00	..	10,00.00	..
	Human Resources Management System (HRMS)	Normal	..	15,00.00	..	15,00.00	..	..	13,00.00	..	13,00.00	..
	IT Enabled Services	Normal	..	1,33.78	..	1,33.78	..	..	..	..	..	..
	Implementation of Income Generating and Infrastructure Development Programme under Integrated Development Project-under State Plan- under SCA for TSP	TSP	..	14,54.43	..	14,54.43	3,83.66	..	2,50.17	..	2,50.17	..
	Implementation of Odisha Right to Service Act	Normal	..	..	..	..	..	..	1,00.00	..	1,00.00	..

**APPENDIX-III**

**GRANTS-IN-AID/ ASSISTANCE GIVEN BY THE STATE GOVERNMENT**

**(INSTITUTION-WISE AND SCHEME-WISE)**

Recipients	Scheme	TSP/ SCSP/ Normal/ FC/ EAP	2015-16				Of the total amount released, amount sanctioned for creation of Assets	2014-15				Of the total amount released, amount sanctioned for creation of Assets
			Non-Plan	State Plan	CP/ GOI share of CSS	Total		Non-Plan	State Plan	CP/ GOI Share of CSS	Total	
1	2	3	4	5	6	7	8	9	10	11	12	13
												(₹ in lakh)
<b>OTHER GOVERNMENT BODIES</b>	Implementation of Workers Regulation and Conditions of Service Act 1996 and Welfare Act 1996	Normal	..	..	..	..	..	..	30.00	..	30.00	..
	Implementation of e- Governance Projects as per the National e-Governance Programme Onetime ACA	Normal	..	..	..	..	..	..	19,09.68	..	19,09.68	..
	Incentive for Marriage Between PWDs and Normal Person	Normal	..	57.00	..	57.00	..	..	..	..	..	..
		TSP	..	46.00	..	46.00	..	..	..	..	..	..
	Incentive under IT Policy	Normal	..	2,00.00	..	2,00.00	..	..	2,00.00	..	2,00.00	..
	Inclusive Education Volunteers engaged for Children with Special Need	Normal	..	..	..	..	..	..	2,70.14	..	2,70.14	..
	Income Generating Scheme for OBCs	Normal	..	..	..	..	..	..	19.80	..	19.80	..
	Indian Institute of Information Technology (IIIT)	Normal	..	1.00	..	1.00	..	..	..	..	..	..

**APPENDIX-III**

**GRANTS-IN-AID/ ASSISTANCE GIVEN BY THE STATE GOVERNMENT**

**(INSTITUTION-WISE AND SCHEME-WISE)**

Recipients	Scheme	TSP/ SCSP/ Normal/ FC/ EAP	2015-16				Of the total amount released, amount sanctioned for creation of Assets	2014-15				Of the total amount released, amount sanctioned for creation of Assets	
			Non-Plan	State Plan	CP/ GOI share of CSS	Total		Non-Plan	State Plan	CP/ GOI Share of CSS	Total		
1	2	3	4	5	6	7	8	9	10	11	12	13	
												(₹ in lakh)	
<b>OTHER GOVERNMENT BODIES</b>	<i>Indira Awaas Yojana</i>	Normal	..	2,54,31.61	..	2,54,31.61	2,54,31.61	..	3,03.32	..	3,03.32	3,03.32	
		SCSP	..	1,81,19.45	..	1,81,19.45	1,81,19.45	..	..	..	..	..	
		TSP	..	3,93,73.35	..	3,93,73.35	3,93,73.35	..	..	..	..	..	
		Infrastructure Development of Building for Art and Culture-State	Normal	..	30.00	..	30.00	..	..	..	..	..	..
		Innovation e-Governance and Capacity Building in Elementary Education	Normal	..	..	..	..	..	..	2,00.00	..	2,00.00	..
		Integrated Child Development Service Scheme	SCSP	..	..	..	..	..	..	12.00	..	12.00	12.00
		Integrated Tribal Development- Establishment Charges	Normal	35.32	..	..	35.32	..	21.35	..	..	21.35	..
		International Institute of Information Technology (IIT)	Normal	..	10,33.60	..	10,33.60	10,00.00	..	..	..	..	..
		Internet Protocol Version	Normal	..	50.00	..	50.00	..	..	1,00.00	..	1,00.00	..
		Legal Aid to the Poor	Normal	..	..	..	..	..	20.00	..	..	20.00	..
		MSME Development	Normal	..	48.00	..	48.00	..	..	..	..	..	..
		Madrasa Education	Normal	5,16.73	1,98.98	..	7,15.71	..	4,90.72	2,22.49	..	7,13.21	..

**APPENDIX-III**

**GRANTS-IN-AID/ ASSISTANCE GIVEN BY THE STATE GOVERNMENT**

**(INSTITUTION-WISE AND SCHEME-WISE)**

Recipients	Scheme	TSP/ SCSP/ Normal/ FC/ EAP	2015-16				Of the total amount released, amount sanctioned for creation of Assets	2014-15				Of the total amount released, amount sanctioned for creation of Assets
			Non-Plan	State Plan	CP/ GOI share of CSS	Total		Non-Plan	State Plan	CP/ GOI Share of CSS	Total	
1	2	3	4	5	6	7	8	9	10	11	12	13
												(₹ in lakh)
<b>OTHER GOVERNMENT BODIES</b>	<i>Mahila Vikash Samabaya Nigam (MVSN)</i>	Normal	..	..	..	..	..	..	30.00	..	30.00	..
	<i>Mahila and Sishu Desks</i>	Normal	..	..	..	..	..	..	1.00	..	1.00	..
	Maintenance of Orphan and Destitute Children	Normal	..	..	..	..	..	..	4,23.18	..	4,23.18	..
	Management of <i>Debottar</i> Institutions	Normal	7,00.00	..	..	7,00.00	..	1,05.00	..	..	1,05.00	..
	Miscellaneous Expenditure for Promotion of Art and Culture-through Utkal University of Culture	TSP	..	30.00	..	30.00	..	..	30.00	..	30.00	..
	Miscellaneous Expenditure for Promotion of Art and Culture-through Utkal University of Culture	Normal	2,82.00	28.98	..	3,10.98	..	1,11.19	16.49	..	1,27.68	..
	Miscellaneous Grants by Government-Home Department	Normal	2,30.00	..	..	2,30.00	..	51.95	..	..	51.95	..
	Miscellaneous Grants- Indian Institute of Public Administration	Normal	5.00	..	..	5.00	..	5.00	..	..	5.00	..
	<i>Mission Yuva Shakti</i>	Normal	..	..	..	..	..	..	4,00.00	..	4,00.00	..
	Modernisation of Quality Education in Colleges	Normal	..	13,66.69	..	13,66.69	..	..	3,25.11	..	3,25.11	..
	National Family Benefit Scheme	Normal	..	..	..	..	..	..	26.60	..	26.60	..
		SCSP	..	..	..	..	..	..	7.60	..	7.60	..
		TSP	..	..	..	..	..	..	10.20	..	10.20	..



**APPENDIX-III**

**GRANTS-IN-AID/ ASSISTANCE GIVEN BY THE STATE GOVERNMENT**

**(INSTITUTION-WISE AND SCHEME-WISE)**

Recipients	Scheme	TSP/ SCSP/ Normal/ FC/ EAP	2015-16				Of the total amount released, amount sanctioned for creation of Assets	2014-15				Of the total amount released, amount sanctioned for creation of Assets
			Non-Plan	State Plan	CP/ GOI share of CSS	Total		Non-Plan	State Plan	CP/ GOI Share of CSS	Total	
1	2	3	4	5	6	7	8	9	10	11	12	13
												(₹ in lakh)
<b>OTHER GOVERNMENT BODIES</b>	National Health Mission	Normal	..	2,46,68.98	..	2,46,68.98	24,66.90	..	3,72,42.07	..	3,72,42.07	39,12.69
		SCSP	..	2,52,87.69	..	2,52,87.69	25,28.77	..	1,68,82.59	..	1,68,82.59	19,00.29
		TSP	..	2,65,06.48	..	2,65,06.48	26,50.65	..	1,21,11.87	..	1,21,11.87	12,11.19
	National Mission on AYUSH including Mission on Medicinal Plants	Normal	..	4,06.32	..	4,06.32	..	..	..	..	..	..
		SCSP	..	16,00.00	..	16,00.00	..	..	..	..	..	..
		TSP	..	11,98.25	..	11,98.25	..	..	..	..	..	..
	National Mission on Food Processing	Normal	..	5,14.00	..	5,14.00	..	..	7,73.68	..	7,73.68	..
	National Rural Employment Guarantee Scheme	Normal	..	8,19,68.83	..	8,19,68.83	4,91,81.30	..	4,14,12.14	..	4,14,12.14	2,48,47.28
		SCSP	..	5,12,30.50	..	5,12,30.50	3,07,38.30	..	2,58,82.58	..	2,58,82.58	1,55,29.55
		TSP	..	7,17,22.72	..	7,17,22.72	4,30,33.64	..	3,62,35.62	..	3,62,35.62	2,17,41.37
	National Rural Livelihood Mission (NRLM)	Normal	..	1,60.85	..	1,60.85	..	..	3,00.22	..	3,00.22	..
		TSP	..	1,17.12	..	1,17.12	..	..	1,63.11	..	1,63.11	..
		SCSP	..	64.36	..	64.36	..	..	1,71.41	..	1,71.41	..
	National Service Scheme (NSS)	Normal	..	..	..	..	..	..	12.38	..	12.38	..
		SCSP	..	..	..	..	..	..	3.35	..	3.35	..
	TSP	..	..	..	..	..	..	34.52	..	34.52	..	
New Scheme for Promotion of Other Industries	Normal	..	5,00.00	..	5,00.00	..	..	10,10.00	..	10,10.00	..	

**APPENDIX-III**

**GRANTS-IN-AID/ ASSISTANCE GIVEN BY THE STATE GOVERNMENT**

**(INSTITUTION-WISE AND SCHEME-WISE)**

Recipients	Scheme	TSP/ SCSP/ Normal/ FC/ EAP	2015-16				Of the total amount released, amount sanctioned for creation of Assets	2014-15				Of the total amount released, amount sanctioned for creation of Assets	
			Non-Plan	State Plan	CP/ GOI share of CSS	Total		Non-Plan	State Plan	CP/ GOI Share of CSS	Total		
1	2	3	4	5	6	7	8	9	10	11	12	13	
												(₹ in lakh)	
<b>OTHER GOVERNMENT BODIES</b>	<i>Nirmal Bharat Abhiyan</i>	Normal	..	6,19,79.89	..	6,19,79.89	..	..	40,12.28	..	40,12.28	..	
		TSP	..	1,73,25.54	..	1,73,25.54	..	..	32,23.83	..	32,23.83	..	
		SCSP	..	1,59,44.19	..	1,59,44.19	..	..	15,41.89	..	15,41.89	..	
	Non-Government Sanskrit Colleges	Normal	8,89.42	..	..	..	8,89.42	..	6,45.73	..	..	6,45.73	..
	Non-Government Toals	Normal	15,31.84	35.80	..	..	15,67.64	..	16,08.11	..	..	16,08.11	..
	Observance of Road Safety Week	Normal	5,00.00	..	..	..	5,00.00	..	..	..	..	..	..
	Odisha Government Press Employees Union	Normal	..	..	..	..	..	..	0.04	..	..	0.04	..
	Odisha State Employment Mission	Normal	..	21,00.70	..	..	21,00.70	..	..	14,21.75	..	14,21.75	..
		SCSP	..	5,99.55	..	..	5,99.55	..	..	8,55.00	..	8,55.00	..
		TSP	..	7,99.75	..	..	7,99.75	..	..	2,23.25	..	2,23.25	..
	Odisha State Higher Education Council	Normal	..	20.00	..	..	20.00	..	..	..	..	..	..
	Odisha State School Sports Association	Normal	50.00	..	..	..	50.00	..	..	..	..	..	..
	Odisha State Sericulture Research and Training Institute	Normal	..	3,10.99	..	..	3,10.99	3,10.99	..	..	..	..	..
Odisha State Treatment Fund Society	Normal	30,00.00	..	..	..	30,00.00	..	..	..	..	..	..	

**APPENDIX-III**

**GRANTS-IN-AID/ ASSISTANCE GIVEN BY THE STATE GOVERNMENT**

**(INSTITUTION-WISE AND SCHEME-WISE)**

Recipients	Scheme	TSP/ SCSP/ Normal/ FC/ EAP	2015-16				Of the total amount released, amount sanctioned for creation of Assets	2014-15				Of the total amount released, amount sanctioned for creation of Assets
			Non-Plan	State Plan	CP/ GOI share of CSS	Total		Non-Plan	State Plan	CP/ GOI Share of CSS	Total	
1	2	3	4	5	6	7	8	9	10	11	12	13
												(₹ in lakh)
<b>OTHER GOVERNMENT BODIES</b>	Operation of <i>Sanjog</i> Helpline	Normal	..	40.00	..	40.00	..	..	50.00	..	50.00	..
	Odisha Computer Application Centre (OCAC)	Normal	1,78.97	..	..	1,78.97	..	1,78.97	..	..	1,78.97	..
	Odisha Forestry Sector Development Project(EAP, JBIC(Japan) Assisted)	Normal	..	..	..	..	..	..	5,00.00	..	5,00.00	..
	Other Grants	Normal	..	..	..	..	..	1.25	..	..	1.25	..
	<i>Panchayat Yuva Krida Aur Khel Abhiyan</i> (PYKKA)	Normal	..	..	..	..	..	..	93.44	..	93.44	..
		TSP	..	..	..	..	..	..	33.15	..	33.15	..
		SCSP	..	..	..	..	..	..	24.11	..	24.11	..
	Plan Scheme for Welfare of Handicapped	Normal	..	1,48.47	..	1,48.47	..	..	1,26.50	..	1,26.50	..
	Poverty and Human Development Monitoring Agency (PHDMA)	Normal	..	75.00	..	75.00	..	..	1,00.00	..	1,00.00	..
	Pre-Matric Scholarship at Secondary Level	Normal	20.82	..	..	20.82	..	..	..	..	..	..

**APPENDIX-III**

**GRANTS-IN-AID/ ASSISTANCE GIVEN BY THE STATE GOVERNMENT**

**(INSTITUTION-WISE AND SCHEME-WISE)**

Recipients	Scheme	TSP/ SCSP/ Normal/ FC/ EAP	2015-16				Of the total amount released, amount sanctioned for creation of Assets	2014-15				Of the total amount released, amount sanctioned for creation of Assets
			Non-Plan	State Plan	CP/ GOI share of CSS	Total		Non-Plan	State Plan	CP/ GOI Share of CSS	Total	
1	2	3	4	5	6	7	8	9	10	11	12	13
												(₹ in lakh)
<b>OTHER GOVERNMENT BODIES</b>	Preservation and Promotion of Tribal Culture and Crafts	TSP	..	1,00.00	..	1,00.00	..	..	1,00.00	..	1,00.00	..
	Primary School outside the State	Normal	11.65	..	..	11.65	..	5.47	..	..	5.47	..
	Promotion and Facilitation of Information Technology	Normal	..	22,78.00	..	22,78.00	..	..	60.00	..	60.00	..
	Promotion of Handicraft Industries	Normal	..	6,54.00	..	6,54.00	6,20.00	..	2,90.00	..	2,90.00	2,12.82
		TSP	..	..	..	..	..	..	1,37.00	..	1,37.00	1,00.00
		SCSP	..	3.67	..	3.67	..	..	2,47.00	..	2,47.00	2,00.00
	Promotion of Sports and Games	Normal	1,69.00	..	..	1,69.00	..	1,38.00	..	..	1,38.00	..
	<i>Rajiv Gandhi Khel Abhiyan (RGKA)</i>	SCSP	..	64.37	..	64.37	..	..	..	..	..	..
		Normal	..	3,99.54	..	3,99.54	..	..	..	..	..	..
		TSP	..	86.22	..	86.22	..	..	..	..	..	..
	<i>Rashtriya Swasthya Bima Yojana</i>	TSP	..	30,13.23	..	30,13.23	..	..	10,44.19	..	10,44.19	..
		SCSP	..	22,62.02	..	22,62.02	..	..	7,63.14	..	7,63.14	..
		Normal	..	74,27.28	..	74,27.28	..	..	19,28.53	..	19,28.53	..

**APPENDIX-III**

**GRANTS-IN-AID/ ASSISTANCE GIVEN BY THE STATE GOVERNMENT**

**(INSTITUTION-WISE AND SCHEME-WISE)**

Recipients	Scheme	TSP/ SCSP/ Normal/ FC/ EAP	2015-16				Of the total amount released, amount sanctioned for creation of Assets	2014-15				Of the total amount released, amount sanctioned for creation of Assets	
			Non-Plan	State Plan	CP/ GOI share of CSS	Total		Non-Plan	State Plan	CP/ GOI Share of CSS	Total		
1	2	3	4	5	6	7	8	9	10	11	12	13	
												(₹ in lakh)	
<b>OTHER GOVERNMENT BODIES</b>	<i>Rashtriya Uchchatar Shiksha Abhiyan (RUSA)- Higher Education</i>	SCSP	..	22,52.45	..	22,52.45	..	..	7,80.00	..	7,80.00	..	
		TSP	..	..	..	..	..	..	3,90.00	..	3,90.00	..	
		Normal	..	..	..	..	..	..	58,38.80	..	58,38.80	..	
		<i>Rashtriya Madhyamik Shiksha Abhiyan</i>	Normal	..	1,01.29	..	1,01.29	..	..	13.44	..	13.44	13.44
			SCSP	..	2,13.97	..	2,13.97	..	..	10,66.66	..	10,66.66	..
			TSP	..	2,75.96	..	2,75.96	..	..	23,30.67	..	23,30.67	..
		Rehabilitation of Cured Leprosy Patients	Normal	..	37.66	..	37.66	..	..	47.07	..	47.07	..
		Rehabilitation of Pensioners with Disabilities	Normal	1,04.65	..	..	1,04.65	..	94.65	..	..	94.65	..
		Rehabilitation of Socially Disadvantaged Persons	Normal	..	1,27.44	..	1,27.44	..	..	1,63.12	..	1,63.12	..
			SCSP	..	36.54	..	36.54	..	..	21.28	..	21.28	..
			TSP	..	48.98	..	48.98	..	..	28.56	..	28.56	..
		Reimbursement of Per Child Expenditure under RTE Act	Normal	..	1.65	..	1.65	..	..	..	..	..	..
		Relief Facilities to Srilankan Tamil Refugees	Normal	..	..	0.80	0.80	..	..	..	0.75	0.75	..

**APPENDIX-III**

**GRANTS-IN-AID/ ASSISTANCE GIVEN BY THE STATE GOVERNMENT**

**(INSTITUTION-WISE AND SCHEME-WISE)**

Recipients	Scheme	TSP/ SCSP/ Normal/ FC/ EAP	2015-16				Of the total amount released, amount sanctioned for creation of Assets	2014-15				Of the total amount released, amount sanctioned for creation of Assets	
			Non-Plan	Plan		Total		Non-Plan	Plan		Total		
1	2	3	4	5	6	7	8	9	10	11	12	13	
(₹ in lakh)													
<b>OTHER GOVERNMENT BODIES</b>	Rural Connectivity in LWE Affected Districts	Normal	..	44,29.00	..	44,29.00	44,29.00	..	44,29.00	..	44,29.00	44,29.00	
		SCSP	..	17,05.00	..	17,05.00	17,05.00	..	17,05.00	..	17,05.00	17,05.00	
		TSP	..	38,66.00	..	38,66.00	38,66.00	..	38,66.00	..	38,66.00	38,66.00	
	Rural Infrastructure Development Fund (RIDF)- Minor Irrigation	TSP	..	..	..	..	..	..	..	16,13.43	..	16,13.43	..
		Normal	..	..	..	..	..	..	..	77,14.25	..	77,14.25	..
		SCSP	..	..	..	..	..	..	..	26,48.07	..	26,48.07	..
	Safety of Fishermen at Sea	Normal	..	..	51.76	..	51.76	..	..	..	..	..	..
	Scholarship to Pre-Matric Students	Normal	0.10	..	..	..	0.10	..	..	..	..	..	..
	Secretariat Automation System	Normal	..	..	5,00.00	..	5,00.00	..	..	2,00.00	..	2,00.00	..
	Sevashrams	TSP	0.06	..	..	..	0.06	..	0.35	..	..	0.35	..
	Solar Energy based Electrification in the Tribal Residential Schools and Tribal Villages in TASP areas	TSP	..	..	10,00.00	..	10,00.00	10,00.00	..	..	..	..	..
	Special Appliances for Handicapped	Normal	..	..	..	..	..	..	50.00	..	..	50.00	..
	Special Educational Infrastructure	Normal	0.23	..	..	..	0.23	..	7.66	1.00	..	8.66	..

**APPENDIX-III**

**GRANTS-IN-AID/ ASSISTANCE GIVEN BY THE STATE GOVERNMENT**

**(INSTITUTION-WISE AND SCHEME-WISE)**

Recipients	Scheme	TSP/ SCSP/ Normal/ FC/ EAP	2015-16				Of the total amount released, amount sanctioned for creation of Assets	2014-15				Of the total amount released, amount sanctioned for creation of Assets
			Non-Plan	State Plan	CP/ GOI share of CSS	Total		Non-Plan	State Plan	CP/ GOI Share of CSS	Total	
1	2	3	4	5	6	7	8	9	10	11	12	13
<b>OTHER GOVERNMENT BODIES</b>	Staff Quarters under the Award of 4 <sup>th</sup> State Finance Commission	Normal	35,25.00	..	..	35,25.00	35,25.00	..	..	..	..	..
	State Commission for Protection of Child Rights	Normal	..	41.32	..	41.32	..	..	25.00	..	25.00	..
	State Commission for Women	Normal	..	2,15.00	..	2,15.00	..	..	2,00.00	..	2,00.00	..
	State Consumer Help Line	Normal	..	..	6.60	6.60	..	..	..	..	..	..
	State Consumer Protection Programme	SCSP	..	..	..	..	..	..	6.30	..	6.30	..
		Normal	..	..	..	..	..	..	57.60	..	57.60	..
	State Human Rights Commission	Normal	0.20	..	..	0.20	..	0.20	..	..	0.20	..
	State Infrastructure of SDC	Normal	..	4,50.00	..	4,50.00	4,50.00	..	5,00.00	..	5,00.00	..
	State Institute for Education and Training	Normal	..	..	..	..	..	..	65.02	..	65.02	..
	State Institute of Open Schooling	Normal	..	..	..	..	..	..	1,46.45	..	1,46.45	..
	State Service Delivery Gateway	Normal	..	12.00	..	12.00	..	..	12.00	..	12.00	..

(₹ in lakh)

**APPENDIX-III**

**GRANTS-IN-AID/ ASSISTANCE GIVEN BY THE STATE GOVERNMENT**

**(INSTITUTION-WISE AND SCHEME-WISE)**

Recipients	Scheme	TSP/ SCSP/ Normal/ FC/ EAP	2015-16				Of the total amount released, amount sanctioned for creation of Assets	2014-15				Of the total amount released, amount sanctioned for creation of Assets
			Non-Plan	State Plan	CP/ GOI share of CSS	Total		Non-Plan	State Plan	CP/ GOI Share of CSS	Total	
1	2	3	4	5	6	7	8	9	10	11	12	13
												₹ in lakh
<b>OTHER GOVERNMENT BODIES</b>	Sub-Mission on Urban Infrastructure and Governance (SM-UIG)- (JNNURM)	Normal	..	..	..	..	..	..	15.61	..	15.61	15.61
	Supplementary Nutrition Programme under ICDS	Normal	..	..	..	..	..	..	6,66.28	..	6,66.28	..
		TSP	..	..	..	..	..	..	2,25.24	..	2,25.24	..
		SCSP	..	..	..	..	..	..	1,88.81	..	1,88.81	..
	Technical Education Quality Improvement Programme (TEQIP) Phase- II	Normal	..	1,23,16.32	..	1,23,16.32	..	..	..	..	..	..
		TSP	..	11,31.23	..	11,31.23	..	..	..	..	..	..
	Tourist Information and Publicity	Normal	..	1,10.00	..	1,10.00	..	..	1,00.00	..	1,00.00	..
	Upgradation of Tassar Seed Infrastructure	Normal	..	..	..	..	..	..	37.87	..	37.87	37.87
		SCSP	..	..	..	..	..	..	26.13	..	26.13	26.13
		TSP	..	..	..	..	..	..	2,00.00	..	2,00.00	2,00.00
	Urban Development Scheme	SCSP	..	91.53	..	91.53	91.53	..	1,29.02	..	1,29.02	1,29.02
		Normal	..	9,64.86	..	9,64.86	9,64.86	..	13,72.29	..	13,72.29	13,72.29
		TSP	..	1,19.83	..	1,19.83	1,19.83	..	2,05.92	..	2,05.92	2,05.92
	Urban Family Welfare Centre	Normal	..	12.00	..	12.00	..	..	..	12.00	12.00	..



**APPENDIX-III**

**GRANTS-IN-AID/ ASSISTANCE GIVEN BY THE STATE GOVERNMENT**

**(INSTITUTION-WISE AND SCHEME-WISE)**

Recipients	Scheme	TSP/ SCSP/ Normal/ FC/ EAP	2015-16				Of the total amount released, amount sanctioned for creation of Assets	2014-15				Of the total amount released, amount sanctioned for creation of Assets
			Non-Plan	State Plan	CP/ GOI share of CSS	Total		Non-Plan	State Plan	CP/ GOI Share of CSS	Total	
1	2	3	4	5	6	7	8	9	10	11	12	13
												(₹ in lakh)
<b>OTHER GOVERNMENT BODIES</b>	Urban Family Welfare Service	TSP	..	5.00	..	5.00	..	..	..	5.00	5.00	..
	Vanbandhu Kalyan Yojana	TSP	..	..	1,50.00	1,50.00	1,50.00	..	..	..	..	..
	Veer Surendra Sai University of Technology(VSSUT)- Establishment	Normal	..	..	..	..	..	23,94.15	..	..	23,94.15	..
	Voluntary Organisation for Handicapped	Normal	15,29.85	..	..	15,29.85	..	14,61.00	37.93	..	14,98.93	..
	Welfare of Schedule Tribe in the Field of Information Education and Communication	TSP	..	1,14.99	..	1,14.99	..	..	..	..	..	..

**APPENDIX-III**

**GRANTS-IN-AID/ ASSISTANCE GIVEN BY THE STATE GOVERNMENT**

**(INSTITUTION-WISE AND SCHEME-WISE)**

Recipients	Scheme	TSP/ SCSP/ Normal/ FC/ EAP	2015-16				Of the total amount released, amount sanctioned for creation of Assets	2014-15				Of the total amount released, amount sanctioned for creation of Assets
			Non-Plan	State Plan	CP/ GOI share of CSS	Total		Non-Plan	State Plan	CP/ GOI Share of CSS	Total	
1	2	3	4	5	6	7	8	9	10	11	12	13
												(₹ in lakh)
<b>OTHER GOVERNMENT BODIES</b>	Woman's Hostel for Persons With Disabilities (PWD)	Normal	..	2,00.00	..	2,00.00	2,00.00	..	3,00.00	..	3,00.00	3,00.00
	Youth Welfare Policy 2013	Normal	..	3.00	..	3.00	..	..	22.00	..	22.00	..
	e-Districts	Normal	..	1,23.00	..	1,23.00	..	..	..	..	..	..
		TSP	..	33.00	..	33.00	..	..	..	..	..	..
		SCSP	..	44.00	..	44.00	..	..	..	..	..	..
<b>TOTAL - OTHER GOVERNMENT BODIES</b>			<b>14,70,17.67</b>	<b>60,83,98.20</b>	<b>10,20.12</b>	<b>75,64,35.99</b>	<b>25,52,79.22</b>	<b>12,17,17.33</b>	<b>35,38,89.62</b>	<b>17.75</b>	<b>47,56,24.7</b>	<b>12,62,50.24</b>
<b>GRAND TOTAL</b>			<b>47,63,18.21</b>	<b>1,29,09,75.33</b>	<b>1,05,95.82</b>	<b>1,77,78,89.36</b>	<b>73,00,76.14</b>	<b>35,65,64.59</b>	<b>1,00,54,87.02</b>	<b>65,75.97</b>	<b>1,36,86,27.58</b>	<b>60,02,64.65</b>

**APPENDIX - IV**

**DETAILS OF EXTERNALLY AIDED PROJECTS**

Aid Agency	Scheme/ Project	Total approved assistance	Amount received						Amount yet to be received	Amount repaid		Amount yet to be repaid	Expenditure				
			Grant			Loan				Loan			Upto 2014-15	2015-16	Total		
			Upto 2014-15	2015-16	Total	Upto 2014-15	2015-16	Total		Upto 2014-15	2015-16						
			4	5	6	7	8	9		11	12					13	15
1	2	3	4	5	6	7	8	9	10	11	12	13	14	15	16	17	
																	(₹ in lakh)
ADB	Odisha Integrated Irrigated Agriculture and Water Management Investment Programme, ADB Loan No.2444-IN	10,84,19.00	..	..	..	78,96.35	12,27.93	91,24.28	..	..	1,18.27	1,18.27	..	2,52,94.31	1,03,79.00	3,56,73.31	
DFID	Odisha Public Enterprise Reform Programme, Phase II	2,28,65.00	2,15,20.37	..	2,15,20.37	..	..	..	..	..	..	..	..	2,70,36.00	..	2,70,36.00	
DFID	Assisted Pre-Matric Scholarship to S.C Students	..	..	..	..	..	..	..	..	..	..	..	..	10,49.30	..	10,49.30	
DFID	Assisted Pre-Matric Scholarship to S.T Students	..	..	..	..	..	..	..	..	..	..	..	..	7,66.70	..	7,66.70	

**APPENDIX - IV**

**DETAILS OF EXTERNALLY AIDED PROJECTS**

Aid Agency	Scheme/ Project	Total approved assistance	Amount received						Amount yet to be received	Amount repaid		Amount yet to be repaid	Expenditure			
			Grant			Loan				Loan			Upto 2014-15	2015-16	Total	
			Upto 2014-15	2015-16	Total	Upto 2014-15	2015-16	Total		Upto 2014-15	2015-16					
			4	5	6	7	8	9		11	12					13
1	2	3	4	5	6	7	8	9	10	11	12	13	14	15	16	17
			<b>(₹ in lakh)</b>													
DFID	Odisha Minor Irrigation Project	..	(-)1,97.92	..	(-)1,97.92	..	..	..	1,97.92	..	..	..	..	..	..	..
DFIF	Odisha Health Sector Plan, Grant 2007	8,00,00.00	7,24,37.41		7,24,37.41	..	..	..	..	..	..	..	..	6,12,01.08		6,12,01.08
IDA	Dam Rehabilitation and Improvement Project- 4787 and IBRD-7943-IN	1,47,74.00	..	..	..	5,12.44	6,74.59	11,87.03	..		1,49.77	1,49.77	..	5,58.75	35,09.01	40,67.76
IFAD/DFI D/WFP	Odisha Tribal Empowerment and Livelihood Programme, Phase II, IFAD Loan No. 585-IN	3,25,00.00	97,50.38	..	97,50.38	95,06.27	21,41.53	1,16,47.80	..	..	..	..	..	3,51,95.63	8,00.00	3,59,95.63

**APPENDIX - IV**

**DETAILS OF EXTERNALLY AIDED PROJECTS**

Aid Agency	Scheme/ Project	Total approved assistance	Amount received						Amount yet to be received	Amount repaid		Amount yet to be repaid	Expenditure				
			Grant			Loan				Loan			Upto 2014-15	2015-16	Total		
			Upto	2015-16	Total	Upto	2015-16	Total		Upto	2015-16					Total	
			2014-15			2014-15				2014-15							
1	2	3	4	5	6	7	8	9	10	11	12	13	14	15	16	17	
																	(₹ in lakh)
JBIC, Japan	Odisha Forestry Sector Development Project , IDP-173	8,02,30.00	..	..	..	6,14,25.96	14,73.06	6,28,99.02	..	..	13,69.91	13,69.91	..	7,38,49.38	5.21	7,38,54.59	
JBIC, Japan	Rengali Irrigation Project,(Phase I, Tranche-II), IDP-154 Project-II, (Phase-II)	19,31,66.00	72,98.36	..	72,98.36	3,42,46.15	..	3,42,46.15	..	..	..	..	..	10,71,60.96	1,78,16.74	12,49,77.70	
JICA, Japan	Odisha Integrated Sanitation Improvement Project, IDP-187	9,45,13.00	..	..	..	4,12,08.58	2,06,29.27	6,18,37.85	..	..	..	..	..	9,27,45.74	1,40,86.88	10,68,32.62	
KFW Germany	Odisha Multipurpose Cyclone Shelter Programme Phase II	23,53.00	25,79.74	..	25,79.74	..	..	..	..	..	..	..	..	24,20.87	29.12	24,49.99	

**APPENDIX - IV**

**DETAILS OF EXTERNALLY AIDED PROJECTS**

Aid Agency	Scheme/ Project	Total approved assistance	Amount received						Amount yet to be received	Amount repaid			Amount yet to be repaid	Expenditure		
			Grant			Loan				Loan				Upto 2014-15	2015-16	Total
			Upto 2014-15	2015-16	Total	Upto 2014-15	2015-16	Total		Upto 2014-15	2015-16	Total				
1	2	3	4	5	6	7	8	9	10	11	12	13	14	15	16	17
																(₹ in lakh)
KFW Germany	Odisha Infrastructure Urban Development Fund (QUIDF) 1383 N (EAP)	3,60,00.00	16.71	1,09.73	1,26.44	24.91	65,20.27	65,45.18	..	..	..	..	..	1,38,00.00	10,00.00	1,48,00.00
OPEC	Odisha Integrated Irrigated Agriculture and Water Management Investment Programme, OPEC Loan No.1251-P	..	..	..	..	94,26.30	22,71.72	1,16,98.02	..	18,48.20	10,89.39	29,37.59	..	70,63.78	..	70,63.78
DFID	Odisha Mordernising Economy Governance & Administration Programme (OMEGA)-UKGG079	88,00.00	15,36.18	19,62.79	34,98.97	..	..	..	..	..	..	..	..	22,55.79	14,28.04	36,83.83

**APPENDIX - IV**

**DETAILS OF EXTERNALLY AIDED PROJECTS**

Aid Agency	Scheme/ Project	Total approved assistance	Amount received					Amount yet to be received	Amount repaid		Amount yet to be repaid	Expenditure					
			Grant		Loan		Loan		Upto 2014-15	2015-16		Total					
			Upto 2014-15	2015-16	Total	Upto 2014-15	2015-16						Total	Upto 2014-15	2015-16	Total	
1	2	3	4	5	6	7	8	9	10	11	12	13	14	15	16	17	
																	(₹ in lakh)
DFID	Odisha Girl's incentive programme (OGIP)	..	32,12.54	30,52.94	62,65.48	..	..	..	..	..	..	..	..	22,01.63	22,41.05	44,42.68	
World Bank	2 <sup>nd</sup> Operation under Odisha Socio Economic Development Programme, IBRD No. 4225-IN and 4837-IN	..	..	..	..	10,04,83.78	..	10,04,83.78	..	1,44,58.20	73,10.78	2,17,68.98	..	..	..	..	
World Bank	Coastal Ecological System for protection and development	..	..	..	..	..	..	..	..	..	..	..	..	33,17.01	32.00	33,49.01	
World Bank	National Cyclone Risk Mitigation Work	..	..	..	..	..	..	..	..	..	..	..	..	72,00.00	1,46,20.00	2,18,20.00	
World Bank	Assisted Neranchal Project	..	..	..	..	..	..	..	..	..	..	..	..	..	83.33	83.33	

**APPENDIX - IV**

**DETAILS OF EXTERNALLY AIDED PROJECTS**

Aid Agency	Scheme/ Project	Total approved assistance	Amount received						Amount yet to be received	Amount repaid		Amount yet to be repaid	Expenditure				
			Grant			Loan				Loan			Upto 2014-15	2015-16	Total		
			Upto 2014-15	2015-16	Total	Upto 2014-15	2015-16	Total		Upto 2014-15	2015-16						
1	2	3	4	5	6	7	8	9	10	11	12	13	14	15	16	17	
																	(₹ in lakh)
World Bank	National Hydrology Project, Phase-II, IBRD No. 4749-IN	39,22.00	..	..	..	16,08.50		16,08.50	..	8,67.10	1,33.85	10,00.95	..	40,84.53	6,56.76	47,41.29	
World Bank	Odisha Community Tanks Management Project, IDA No. 4499-IN and IBRD No. 7576-IN	3,75,00.00	38,72.97	36,31.30	75,04.27	1,15,73.11	36,31.37	1,52,04.48	..	20,35.47	7,59.40	27,94.87	..	2,40,40.35	1,20,00.00	3,60,40.35	
World Bank	Odisha Disaster Recovery Project 5378	..	..	..	..	62,76.43	1,85,68.71	2,48,45.14	..	..	..	..	..	2,95,00.00	2,10,00.15	5,05,00.15	
World Bank	Odisha Fund for Development and Initiatives, IBRD TF 055552	6,60.00	5,10.65	..	5,10.65	..	..	..	..	..	..	..	..	7,10.00	..	7,10.00	



**APPENDIX - IV**

**DETAILS OF EXTERNALLY AIDED PROJECTS**

Aid Agency	Scheme/ Project	Total approved assistance	Amount received						Amount yet to be received	Amount repaid		Amount yet to be repaid	Expenditure				
			Grant			Loan				Loan			Upto 2014-15	2015-16	Total		
			Upto 2014-15	2015-16	Total	Upto 2014-15	2015-16	Total		Upto 2014-15	2015-16						
			1	2	3	4	5	6		7	8		9	10	11	12	13
<b>(₹ in lakh)</b>																	
World Bank	Odisha Lift Irrigation Project (Direct Payment by Donor Agency)	..	..	..	..	..	..	..	..	..	..	..	..	..	..	23.91	23.91
World Bank	Odisha State Road Project, IBRD Loan No.7577-IN	14,31,19.00	(-)40.97	..	(-)40.97	2,79,02.22	86,23.17	3,65,25.39	..	72.78	17,77.28	18,50.06	..	5,95,82.83	1,44,49.12	7,40,31.95	
World Bank	Targetted Rural Initiative For Poverty Termination and Infrastructure (TRIPTI), IDA No. 4472-IN	5,39,00.00	..	..	..	3,17,02.72	81,20.53	3,98,23.25	..	23,25.37	23,08.37	46,33.74	..	4,09,22.02	..	4,09,22.02	
World Bank	Water Sector Improvement Project	..	..	..	..	..	..	..	..	..	..	..	..	..	3.22	..	3.22

**APPENDIX - IV**

**DETAILS OF EXTERNALLY AIDED PROJECTS**

Aid Agency	Scheme/ Project	Total approved assistance	Amount received				Amount yet to be received	Amount repaid		Amount yet to be repaid	Expenditure						
			Grant		Loan			Loan									
			Upto	Total	Upto	Total		Upto	Total		Upto	Total					
			2014-15	2015-16	2014-15	2015-16		2014-15	2015-16		2014-15	2015-16					
1	2	3	4	5	6	7	8	9	10	11	12	13	14	15	16	17	
																	<b>(₹ in lakh)</b>
World Bank	Upper Kolab Irrigation Project (EAP)	..	..	..	..	..	..	..	..	..	..	..	..	..	..	0.01	0.01
World Bank	Odisha Power Sector Restructuring Project (Direct Payment by Donor Agency)	..	..	..	..	..	..	..	..	..	..	..	..	..	..	2,18.47	2,18.47
<b>TOTAL</b>		<b>91,27,21.00</b>	<b>12,24,96.42</b>	<b>87,56.76</b>	<b>13,12,53.18</b>	<b>34,37,93.72</b>	<b>7,38,82.15</b>	<b>41,76,75.87</b>	<b>1,97.92</b>	<b>2,16,07.12</b>	<b>1,50,17.03</b>	<b>3,66,24.15</b>	<b>..</b>	<b>62,19,59.88</b>	<b>11,43,78.80</b>	<b>73,63,38.68</b>	

**APPENDIX-V**

**PLAN SCHEME EXPENDITURE**

**A - CENTRAL SCHEME (CENTRALLY SPONSORED SCHEMES AND CENTRAL PLAN SCHEMES)**

Government of India (GOI) Scheme	State Scheme	Normal (N)/ Tribal Sub-Plan (TSP)/ Scheduled Caste Sub-Plan (SCSP)	State Programme	2015-16					2014-15				
				GOI Releases	Budget Allocation			Expenditure	Budget Allocation			Expenditure	
					GOI Share	State Share	Total-		GOI Releases	GOI Share	State Share		Total-
1	2	3	4	5	6	7	8	9	10	11	12	13	14
Strengthening of Fire and Emergency Services Home Affairs	Modernising of Fire and Emergency Services	N	Home	..	1,99.55	..	1,99.55	1,99.55	..	..	..	..	..
Revamping of Civil Defence	Revamping of Civil Defence Set up	N		..	3.32	..	3.32	3.32	..	1.97	..	1.97	1.97
Police Education and Training CSS	Equipments to Counter Insurgency and Anti Terrorist Schools	N		..	8.22	..	8.22	8.22	..	51.87	..	51.87	51.87
	Construction of Counter Insurgency and Anti Terrorist School Buildings	N		..	..	..	..	..	..	30.00	..	30.00	30.00
		SCSP		..	..	..	..	..	..	68.50	..	68.50	68.50
		TSP		..	..	..	..	..	..	29.50	..	29.50	29.50
Grant for Combating Illicit Trafficking of Narcotic Drugs and Psychotropic Substance	Combating Illicit Traffic in Narcotic Drugs and Psychotropic Substances	N		..	8.85	..	8.85	8.85	..	..	..	..	..
<b>Total-Home</b>				..	<b>2,19.94</b>	..	<b>2,19.94</b>	<b>2,19.94</b>	..	<b>1,81.84</b>	..	<b>1,81.84</b>	<b>1,81.84</b>
Economic Census Sediment Profile Imaging	Census Establishment	N	Revenue and Disaster Management	4,37.37	17,67.18	..	17,67.18	17,67.19	..	5,03.39	..	5,03.39	5,03.39
<b>Total-Revenue and Disaster Management</b>				<b>4,37.37</b>	<b>17,67.18</b>	..	<b>17,67.18</b>	<b>17,67.19</b>	..	<b>5,03.39</b>	..	<b>5,03.39</b>	<b>5,03.39</b>

(₹ in lakh)

**APPENDIX-V**

**PLAN SCHEME EXPENDITURE**

**A - CENTRAL SCHEME (CENTRALLY SPONSORED SCHEMES AND CENTRAL PLAN SCHEMES)**

Government of India (GOI) Scheme	State Scheme	Normal (N)/ Tribal Sub-Plan (TSP)/ Scheduled Caste Sub-Plan (SCSP)	State Programme	2015-16					2014-15				
				GOI Releases	Budget Allocation			Expenditure	Budget Allocation			Expenditure	
					GOI Share	State Share	Total-		GOI Releases	GOI Share	State Share		Total-
1	2	3	4	5	6	7	8	9	10	11	12	13	14
Computerisation of Public Distribution System (PDS) Operations	End to End Computerisation of Targetted Public Distribution System Operation	N	Food Supplies and Consumer Welfare	5,53.86	5,53.86	5,53.86	11,07.72	11,07.72	7.20	..	..	..	..
State Consumer Helpline	State Consumer Help Line	N		2.46	6.60	..	6.60	6.60	4.14	..	..	..	..
<b>Total-Food Supplies and Consumer Welfare</b>				<b>5,56.32</b>	<b>5,60.46</b>	<b>5,53.86</b>	<b>11,14.32</b>	<b>11,14.32</b>	<b>11.34</b>	<b>..</b>	<b>..</b>	<b>..</b>	<b>..</b>
Special Central Assistant (SCA) to Scheduled Castes Sub-Plan	Implementation of Income Generating Schemes under Special Central Assistance for Schedule Caste Sub-Plan	SCSP	ST & SC Development, Minorities & Backward Classes Welfare	23,98.01	23,98.01	..	23,98.01	23,98.01	22,58.45	22,58.45	..	22,58.45	22,58.45
Development of Particularly Vulnerable Tribal Groups	Establishment of Micro Projects for Primitive Tribes under Integrated Tribal Development Projects	TSP		33,73.92	32,89.23	..	32,89.23	32,89.23	25,00.00	19,99.99	..	19,99.99	19,99.99

(₹ in lakh)

**APPENDIX-V**

**PLAN SCHEME EXPENDITURE**

**A - CENTRAL SCHEME (CENTRALLY SPONSORED SCHEMES AND CENTRAL PLAN SCHEMES)**

Government of India (GOI) Scheme	State Scheme	Normal (N)/ Tribal Sub-Plan (TSP)/ Scheduled Caste Sub-Plan (SCSP)	State Programme	2015-16					2014-15					
				GOI Releases	Budget Allocation			Expenditure	Budget Allocation			Expenditure		
					GOI Share	State Share	Total-		GOI Releases	GOI Share	State Share		Total-	
1	2	3	4	5	6	7	8	9	10	11	12	13	14	
Research Information and Mass Education Tribal Festival and Others (CS)	Research Information and Mass Education for Tribals	TSP	ST & SC Development, Minorities & Backward Classes Welfare	2,50.30	2,50.30	..	2,50.30	2,50.30	3,05.50	3,05.50	..	3,05.50	3,05.50	
Vanbandhu Kalyan Yojana	Vanbandhu Kalyan Yojana	TSP		16,50.00	16,50.00	..	16,50.00	16,50.00	..	..	..	..	..	
<b>Total-ST &amp; SC Development, Minorities &amp; Backward Classes Welfare</b>				<b>76,72.23</b>	<b>76,12.54</b>	<b>..</b>	<b>76,12.54</b>	<b>76,12.54</b>	<b>50,63.95</b>	<b>45,63.94</b>	<b>..</b>	<b>45,63.94</b>	<b>45,63.94</b>	
Information Education and Communications	Information Education and Communication in AYUSH and Health Services	N	Health and Family Welfare	..	85.08	..	85.08	85.08	..	..	..	..	..	
AYUSH and Public Health	Ayurvedic Hospitals and Dispensaries	N		..	5.47	..	5.47	5.47	..	..	..	..	..	
National Rural Health Mission including NRHM-(CSS)	Establishment of Health and Family Welfare Department	N		..	..	..	..	..	..	13.29	..	13.29	13.29	
	National Filaria Eradication Programme	N		..	..	..	..	..	..	38.00	..	38.00	37.99	
		SCSP		..	..	..	..	..	..	..	12.00	..	12.00	11.98
		TSP		..	..	..	..	..	..	..	12.00	..	12.00	11.98

(₹ in lakh)

**APPENDIX-V**

**PLAN SCHEME EXPENDITURE**

**A - CENTRAL SCHEME (CENTRALLY SPONSORED SCHEMES AND CENTRAL PLAN SCHEMES)**

Government of India (GOI) Scheme	State Scheme	Normal (N)/ Tribal Sub-Plan (TSP)/ Scheduled Caste Sub-Plan (SCSP)	State Programme	2015-16					2014-15					
				GOI Releases	Budget Allocation			Expenditure	Budget Allocation			Expenditure		
					GOI Share	State Share	Total-		GOI Releases	GOI Share	State Share		Total-	
1	2	3	4	5	6	7	8	9	10	11	12	13	14	
NRHM-(CSS)	State Institute of Health and Family Welfare	N	Health and Family Welfare	..	..	..	..	..	..	1,75.90	..	1,75.90	1,73.39	
		TSP		..	..	..	..	..	..	76.99	..	76.99	76.96	
	State Family Welfare Bureau	N		..	..	..	..	..	..	1,19.23	..	1,19.23	1,19.21	
	Orientation Training of Medical and Para-Medical Staff	N		..	8.62	8.62	17.24	18.03	..	5.33	..	5.33	11.38	
		SCSP		..	2.86	2.86	5.72	5.72	..	2.12	..	2.12	4.66	
		TSP		..	2.93	2.93	5.86	8.31	..	2.25	..	2.25	4.79	
	Rural Family Welfare Service	N		..	..	..	..	..	..	..	1,22,40.43	..	1,22,40.43	1,22,38.88
		TSP		..	..	..	..	..	..	..	80,66.04	..	80,66.04	80,63.18
	Urban Family Welfare Service	TSP		..	..	..	..	..	..	..	9.07	..	9.07	9.08
	Purchase of Contraceptive Mean Cell Haemoglobin (MCH) Supplies, Education Kits	N		..	14,90.07	..	14,90.07	14,90.07	..	9,84.92	..	9,84.92	9,84.92	
	Regional Health and Family Welfare Training Centre	N		..	..	..	..	..	..	..	94.68	..	94.68	94.68
	Training and Employment of Health Worker	N		..	..	..	..	..	..	..	81.30	..	81.30	81.29
	Training of Nurses Midwives and Lady Health Visitors	N		..	..	..	..	..	..	..	5,56.56	..	5,56.56	5,56.14
TSP		..	..	..	..	..	..	..	2,06.77	..	2,06.77	2,06.27		

(₹ in lakh)

**APPENDIX-V**

**PLAN SCHEME EXPENDITURE**

**A - CENTRAL SCHEME (CENTRALLY SPONSORED SCHEMES AND CENTRAL PLAN SCHEMES)**

Government of India (GOI) Scheme	State Scheme	Normal (N)/ Tribal Sub-Plan (TSP)/ Scheduled Caste Sub-Plan (SCSP)	State Programme	2015-16					2014-15					
				GOI Releases	Budget Allocation			Expenditure	Budget Allocation			Expenditure		
					GOI Share	State Share	Total-		GOI Releases	GOI Share	State Share		Total-	
1	2	3	4	5	6	7	8	9	10	11	12	13	14	
NRHM-(CSS)	District Family Welfare Bureau	N	Health and Family Welfare	..	..	..	..	..	..	3,88.62	..	3,88.62	3,88.61	
		TSP		..	..	..	..	..	..	210.8	..	2,10.80	2,11.54	
	Urban Family Welfare Centre	N		..	..	..	..	..	..	..	89.17	..	89.17	89.17
	Revamping of Urban Slum	N		..	..	..	..	..	..	..	1,65.77	..	1,65.77	1,65.76
	Revamping of Urban Family Welfare Service	TSP		..	..	..	..	..	..	..	1,30.42	..	1,30.42	1,30.42
<b>Total-Health and Family Welfare</b>				..	<b>15,95.03</b>	<b>14.41</b>	<b>16,09.44</b>	<b>16,12.68</b>	..	<b>2,36,81.66</b>	..	<b>2,36,81.66</b>	<b>2,36,85.57</b>	
Capacity Buildings for Urban Local Bodies (ULBs) Assistance from UNDP	Capacity Buildings of ULBs in Odisha	N	Housing and Urban Development	..	12,67.70	..	12,67.70	..	..	10,54.68	..	10,54.68	10,54.68	
Urban Statistic for Human Resources and Assessment (USHA)	Implementation of (USHA)Schemes-Grants to Municipal Corporations	N		..	0.01	..	0.01	..	..	..	..	..	..	
	Implementation of (USHA)Schemes-Grants to Municipalities/ Municipal Councils	N		..	0.19	..	0.19	..	..	..	..	..	..	
	Implementation of (USHA)Schemes-Grants to Nagar Panchayats/NACs	N		..	0.05	..	0.05	..	..	..	..	..	..	

(₹ in lakh)

**APPENDIX-V**

**PLAN SCHEME EXPENDITURE**

**A - CENTRAL SCHEME (CENTRALLY SPONSORED SCHEMES AND CENTRAL PLAN SCHEMES)**

Government of India (GOI) Scheme	State Scheme	Normal (N)/ Tribal Sub-Plan (TSP)/ Scheduled Caste Sub-Plan (SCSP)	State Programme	2015-16					2014-15				
				GOI Releases	Budget Allocation			Expenditure	GOI Releases	Budget Allocation			Expenditure
					GOI Share	State Share	Total-			GOI Share	State Share	Total-	
1	2	3	4	5	6	7	8	9	10	11	12	13	14
Relief and Rehabilitation of Displaced Persons and Repatriates	Relief Facilities to Srilankan Tamil Refugees	N	Housing and Urban Development	..	0.80	..	0.80	1.55	..	0.75	..	0.75	0.75
<b>Total-Housing and Urban Development</b>				..	<b>12,68.75</b>	..	<b>12,68.75</b>	<b>1.55</b>	..	<b>10,55.43</b>	..	<b>10,55.43</b>	<b>10,55.43</b>
Improvement of Agricultural Statistics	Establishment of an Agency for Reporting Agricultural Statistics in Odisha	N	Planning and Convergence	..	25,11.36	..	25,11.36	25,11.19	..	23,51.97	..	23,51.97	23,50.83
Agriculture Economics and Statistics	Crop Estimation Survey on Fruits Vegetables and Minor Crops	N		..	..	..	..	..	..	23.68	..	23.68	23.98
Economic Census Sediment Profile Imaging	Sixth Economic Census	N		4,37.37	99.95	..	99.95	99.94	..	18,46.13	..	18,46.13	18,46.08
Development of Water Resources Information System	Rationalisation of Minor Irrigation Statistics	N		29.99	26.74	..	26.74	26.74	1,31.34	24.93	..	24.93	25.41
Integrated Schemes on Agricultural Census and Statistics	Agricultural Census	N		29,77.86	68.37	..	68.37	68.35	23,49.00	1,91.41	..	1,91.41	1,91.37
<b>Total-Planning and Convergence</b>				<b>34,45.22</b>	<b>27,06.42</b>	..	<b>27,06.42</b>	<b>27,06.22</b>	<b>24,80.34</b>	<b>44,38.12</b>	..	<b>44,38.12</b>	<b>44,37.67</b>

(₹ in lakh)



**APPENDIX-V**

**PLAN SCHEME EXPENDITURE**

**A - CENTRAL SCHEME (CENTRALLY SPONSORED SCHEMES AND CENTRAL PLAN SCHEMES)**

Government of India (GOI) Scheme	State Scheme	Normal (N)/ Tribal Sub-Plan (TSP)/ Scheduled Caste Sub-Plan (SCSP)	State Programme	2015-16					2014-15				
				GOI Releases	Budget Allocation			Expenditure	Budget Allocation			Expenditure	
					GOI Share	State Share	Total-		GOI Releases	GOI Share	State Share		Total-
1	2	3	4	5	6	7	8	9	10	11	12	13	14
Management Support to RD Programs and Strengthening of District Planning Process in Lieu of Programme	Rural Development Programme and District Planning Process	N	Panchayati Raj	..	65.14	35.56	1,00.70	1,05.17	..	65.13	35.56	1,00.69	87.43
<b>Total-Panchayati Raj</b>				..	<b>65.14</b>	<b>35.56</b>	<b>1,00.70</b>	<b>1,05.17</b>	..	<b>65.13</b>	<b>35.56</b>	<b>1,00.69</b>	<b>87.43</b>
Conservation of Natural Resources and Ecosystems	Conservation and Management of Mangroves	N	Forest and Environment	..	66.00	..	66.00	66.00	..	97.98	..	97.98	97.98
Wild Life Management-Projects Elephant	Elephant Management Projects	N		..	65.48	..	65.48	65.48	..	1,02.56	..	1,02.56	1,01.53
		SCSP		..	17.58	..	17.58	17.58	..	28.91	..	28.91	28.91
		TSP		..	23.6	..	23.6	23.6	..	38.61	..	38.61	38.61
Integrated Development of Wild Life Habitats (Restructured)	Integrated Development of Wild Life Habitats	N		..	..	..	..	..	..	1,95.60	..	1,95.60	1,93.04
		SCSP	..	..	..	..	..	..	56.99	..	56.99	56.99	
		TSP	..	..	..	..	..	..	81.78	..	81.78	81.78	
<b>Total-Forest and Environment</b>				..	<b>1,72.66</b>	<b>..</b>	<b>1,72.66</b>	<b>1,72.66</b>	..	<b>6,02.43</b>	<b>..</b>	<b>6,02.43</b>	<b>5,98.84</b>
National Livestock Disease Control Programme	National Livestock Health and Disease Control Programme	N	Fisheries and Animal Resources Development	..	5.00	..	5.00	5.00	..	36.40	..	36.40	36.40
Livestock Census	Live Stock Census	N		..	..	..	..	..	22.45	20.00	..	20.00	20.00

(₹ in lakh)

**APPENDIX-V**

**PLAN SCHEME EXPENDITURE**

**A - CENTRAL SCHEME (CENTRALLY SPONSORED SCHEMES AND CENTRAL PLAN SCHEMES)**

Government of India (GOI) Scheme	State Scheme	Normal (N)/ Tribal Sub-Plan (TSP)/ Scheduled Caste Sub-Plan (SCSP)	State Programme	2015-16					2014-15					
				GOI Releases	Budget Allocation			Expenditure	Budget Allocation			Expenditure		
					GOI Share	State Share	Total-		GOI Releases	GOI Share	State Share		Total-	
1	2	3	4	5	6	7	8	9	10	11	12	13	14	
Integrated Sample Survey	Integrated Sample Survey on Estimation of Production of Milk, Egg, Wool and Meat	N	Fisheries and Animal Resources Development	75.00	57.98	57.98	1,15.96	1,15.96	..	..	..	..	..	
		SCSP		..	16.13	16.14	32.27	32.27	..	..	..	..	..	
		TSP		..	22.15	22.15	44.3	44.3	..	..	..	..	..	..
National Schemes for Welfare of Fishermen Fisheries Training and Extension including New Components	Safety of Fishermen at Sea	N		..	25.88	25.88	51.76	51.76	..	..	..	..	..	..
Strengthening of Database and Information Networking for Fisheries	Strengthening of Database and Information Networking for Fisheries	N		20.00	20.00	..	20.00	20.00	..	..	..	..	..	..
Professional Efficiency Development	Grants to Odisha Veterinary Council for Professional Efficiency Development	N		..	9.00	9.00	18.00	18.00	..	..	..	..	..	..
		SCSP		..	2.55	2.55	5.10	5.10	..	..	..	..	..	..
		TSP		..	3.45	3.45	6.90	6.90	..	..	..	..	..	..
National Plan for Dairy Development	National Plan for Dairy Development	N		..	..	..	..	..	14,13.79	11,06.80	..	11,06.80	11,06.80	

(₹ in lakh)

**APPENDIX-V**

**PLAN SCHEME EXPENDITURE**

**A - CENTRAL SCHEME (CENTRALLY SPONSORED SCHEMES AND CENTRAL PLAN SCHEMES)**

Government of India (GOI) Scheme	State Scheme	Normal (N)/ Tribal Sub-Plan (TSP)/ Scheduled Caste Sub-Plan (SCSP)	State Programme	2015-16					2014-15				
				GOI Releases	Budget Allocation			Expenditure	Budget Allocation			Expenditure	
					GOI Share	State Share	Total-		GOI Releases	GOI Share	State Share		Total-
1	2	3	4	5	6	7	8	9	10	11	12	13	14
National Schemes for Welfare of Fishermen (CS)	Grants-In-Aid Savings-cum-Relief Fund for Fishermen	N	Fisheries and Animal Resources Development	2,00.35	1,24.49	1,24.49	2,48.98	2,48.98	..	..	..	..	..
		SCSP		..	13.86	13.86	27.72	27.72	..	..	..	..	..
Development of Inland Fisheries and Aquaculture	Development of Brackish Water Aquaculture	N		6,75.17	1,41.04	80.00	2,21.04	2,21.04	..	..	..	..	..
		SCSP		..	6.66	2.22	8.88	8.88	..	..	..	..	..
Development of Inland Fisheries and Aquaculture	Development of Fresh Water Aquaculture through FFDA-Central Schemes	N		..	3,36.95	1,12.33	4,49.28	4,49.28	..	..	..	..	..
Development of Marine Fisheries, Infrastructure and Post Harvest Operations (CS)	Works for Fishing Harbour and Fish Landing Centre	N		25.88	..	0.01	0.01	..	..	..	..	..	..
	Upgradation and Modernisation of EH/FLCS	N	..	..	310.03	310.03	..	..	..	..	..	..	
<b>Total-Fisheries and Animal Resources Development</b>				<b>9,96.40</b>	<b>7,85.14</b>	<b>7,80.09</b>	<b>15,65.23</b>	<b>12,55.19</b>	<b>14,36.24</b>	<b>11,63.20</b>	..	<b>11,63.20</b>	<b>11,63.20</b>
National Service Schemes NSS	National Service Schemes (NSS)	N	Higher Education	..	23.79	..	23.79	25.12	..	25.21	..	25.21	25.22
<b>Total-Higher Education</b>				..	<b>23.79</b>	..	<b>23.79</b>	<b>25.12</b>	..	<b>25.21</b>	..	<b>25.21</b>	<b>25.22</b>
Setting up of New Polytechnics and Strengthening of Existing Polytechnics DHE	Shifting of Mining Discipline from Modern Polytechnic Talcher to OSME Keonjhar	TSP	Skill Development and Technical Education	..	9.36	14.04	23.4	23.39	..	8.37	12.56	20.93	20.93
<b>Total-Skill Development and Technical Education</b>				..	<b>9.36</b>	<b>14.04</b>	<b>23.4</b>	<b>23.39</b>	..	<b>8.37</b>	<b>12.56</b>	<b>20.93</b>	<b>20.93</b>

(₹ in lakh)

**APPENDIX-V**

**PLAN SCHEME EXPENDITURE**

**A - CENTRAL SCHEME (CENTRALLY SPONSORED SCHEMES AND CENTRAL PLAN SCHEMES)**

Government of India (GOI) Scheme	State Scheme	Normal (N)/ Tribal Sub-Plan (TSP)/ Scheduled Caste Sub-Plan (SCSP)	State Programme	2015-16					2014-15				
				GOI Releases	Budget Allocation			Expenditure	Budget Allocation			Expenditure	
					GOI Share	State Share	Total-		GOI Releases	GOI Share	State Share		Total-
1	2	3	4	5	6	7	8	9	10	11	12	13	14
Rejuvenation Modernisation and Technology Upgradation of Coir Industry MSME	Market Development Assistance for Coir Industries	N	Micro, Small and Medium Enterprises	..	1.12	1.12	2.24	4.03	..	..	..	..	..
<b>Total-Micro, Small and Medium Enterprises</b>				..	<b>1.12</b>	<b>1.12</b>	<b>2.24</b>	<b>4.03</b>	..	..	..	..	..
<b>Total- Central Plan and Centrally Sponsored Plan Schemes State Plan Expenditure under different Central Schemes (ACA to State Plan Schemes)</b>				<b>1,31,07.54</b>	<b>1,67,87.53</b>	<b>13,99.08</b>	<b>1,81,86.61</b>	<b>1,66,20.00</b>	<b>89,91.87</b>	<b>3,62,88.72</b>	<b>48.12</b>	<b>3,63,36.84</b>	<b>3,63,23.46</b>
Critical Infrastructure in Extremist Affected Areas Home Affairs	Construction of Buildings for Police Welfare	N	Home	..	..	66.87.07	66.87.07	66.87.07	..	..	47.97.65	47.97.65	47.97.65
		SCSP		..	..	34.12.90	34.12.90	34.12.90	..	..	21.60.96	21.60.96	21.60.96
		TSP		..	..	38,00.03	38,00.03	38,00.03	..	..	19,88.81	19,88.81	19,88.81
Strengthening of Fire and Emergency Services Home Affairs	Fire Protection and Control Equipments	N	Home	..	..	1.74.62	1.74.62	1.74.62	..	..	10.35.75	10.35.75	10.35.75
		SCSP		..	..	49.88	49.88	49.88	..	..	2.78.81	2.78.81	2.78.81
		TSP		..	..	74.75	74.75	74.75	..	..	4,78.23	4,78.23	4,78.23
For Development of Infrastructure Facilities for Judiciary	Construction of Office Buildings for Courts	N	Home	..	..	40,26.45	40,26.45	40,23.00	..	..	32,39.43	32,39.43	33,31.28
		SCSP		..	..	7.25.80	7.25.80	7.25.80	..	..	5.91.58	5.91.58	5.05.37
		TSP		..	..	11,97.51	11,97.51	11,97.51	..	..	7,30.00	7,30.00	7,30.00
	Construction of Residential Buildings for Courts	N		..	..	12,24.21	12,24.21	12,27.67	..	..	5.86.15	5.86.15	5.98.22
		SCSP		..	..	1.56.46	1.56.46	1.56.46	..	..	2.38.75	2.38.75	2.20.56
TSP	..	..	1,84.00	1,84.00	1,84.00	..	..	2,31.27	2,31.27	2,31.41			

(₹ in lakh)

**APPENDIX-V**

**PLAN SCHEME EXPENDITURE**

**A - CENTRAL SCHEME (CENTRALLY SPONSORED SCHEMES AND CENTRAL PLAN SCHEMES)**

Government of India (GOI) Scheme	State Scheme	Normal (N)/ Tribal Sub-Plan (TSP)/ Scheduled Caste Sub-Plan (SCSP)	State Programme	2015-16					2014-15					
				GOI Releases	Budget Allocation			Expenditure	GOI Releases	Budget Allocation			Expenditure	
					GOI Share	State Share	Total-			GOI Share	State Share	Total-		
1	2	3	4	5	6	7	8	9	10	11	12	13	14	
National Schemes for Modernisation of Police and Other Forces	Modernisation of Police Force-Capital Expenditure for Buildings	N	Home	17.51.00		2.99.68	2.99.68	2.99.68	63.34.75		48.08.89	48.08.89	48.08.89	
		SCSP		..	..	..	..	..	..	..	..	11.40.25	11.40.25	11.40.25
		TSP		..	..	..	..	..	..	..	..	24,84.50	24,84.50	24,84.50
<b>Total-Home</b>				<b>17.51.00</b>	<b>..</b>	<b>2.20.13.36</b>	<b>2.20.13.36</b>	<b>2.20.13.36</b>	<b>63.34.75</b>	<b>..</b>	<b>2.47.91.03</b>	<b>2.47.91.03</b>	<b>2.47.90.70</b>	
National Program for Land Resources Management (NLRMP)	Conferment of Land Rights-Protection of Government Land and issue of Patta to Lawful Land Owners	N	Revenue and Disaster Management	..	..	15.25	15.25	15.25	..	..	15.25	15.25	15.25	
		SCSP		..	..	4.00	4.00	4.00	..	..	4.00	4.00	4.00	
		TSP		..	..	5.75	5.75	5.75	..	..	5.75	5.75	5.75	
	Establishment of Advance Survey and Map Publication-Machineries and Equipments	N		..	..	74.07	74.07	74.07	..	..	78.33	78.33	26.63	
		SCSP		..	..	24.00	24.00	..	..	..	20.54	20.54	..	
TSP	..	..	34.50	34.50	..	..	..	29.53	29.53	..				
National Program for Land Resources Management (NLRMP)	NLRMP on Data Entry, Digitisation of Maps Inter Connectivity Among Revenue Officers Survey/Resurvey and Modernisation of Record Rooms	N	..	..	50.00	50.00	..	..	..	..	..	..	..	
Tahasil Establishment-Miscellaneous Expenses	Tahasil Establishment-Miscellaneous Expenses	N	..	..	2.84.30	2.84.30	2.84.30	..	..	13.28.90	13.28.90	1328.89		
		SCSP	..	..	71.00	71.00	71.00	..	..	3.41.52	3.41.52	3,41.52		
		TSP	..	..	1,01.70	1,01.70	1,01.00	..	..	4,91.82	4,91.82	4,91.81		

(₹ in lakh)

**APPENDIX-V**

**PLAN SCHEME EXPENDITURE**

**A - CENTRAL SCHEME (CENTRALLY SPONSORED SCHEMES AND CENTRAL PLAN SCHEMES)**

Government of India (GOI) Scheme	State Scheme	Normal (N)/ Tribal Sub-Plan (TSP)/ Scheduled Caste Sub-Plan (SCSP)	State Programme	2015-16					2014-15				
				GOI Releases	Budget Allocation			Expenditure	Budget Allocation			Expenditure	
					GOI Share	State Share	Total-		GOI Releases	GOI Share	State Share		Total-
1	2	3	4	5	6	7	8	9	10	11	12	13	14
Disaster Management Support System	Construction of Buildings- Installation of Doppler Radar Station through OSDMA	N	Revenue and Disaster Management	..	..	0.01	0.01	..	..	..	..	..	..
EAP Component of Cyclone Risk Mitigation Schemes	World Bank Assisted EAP for National Cyclone Risk Mitigation Works	N		2,72,99.600	..	74,05.89	74,05.89	74,05.89	1,54,97.00	..	1,64,40.00	1,64,40.00	1,80,33.33
		SCSP		..	..	19,42.53	19,42.53	19,42.53	..	..	31,40.00	31,40.00	36,00.00
		TSP		..	..	27,92.38	27,92.38	27,92.38	..	..	45,20.00	45,20.00	51,33.33
National Land Records Management Programme (NLRMP)	Computerisation of Land and Records	N		17,81.53	..	61.00	61.00	..	..	..	8,16.85	8,16.85	8,16.85
		SCSP		..	..	16.00	16.00	..	..	..	2,14.26	2,14.26	2,14.26
		TSP		..	..	23.00	23.00	..	..	..	3,07.99	3,07.99	3,07.99
NLRMP	Updating of Land Records and Strengthening of Revenue	N		..	..	..	..	..	..	..	18.16	18.16	75.76
		SCSP		..	..	..	..	..	..	..	4.73	4.73	19.87
		TSP		..	..	..	..	..	..	..	6.80	6.80	28.56
<b>Total-Revenue and Disaster Management</b>				<b>2,90,81.13</b>	<b>..</b>	<b>1,29,05.38</b>	<b>1,29,05.38</b>	<b>1,26,96.17</b>	<b>1,54,97.00</b>	<b>..</b>	<b>2,77,84.43</b>	<b>2,77,84.43</b>	<b>3,04,43.81</b>
Development of Infrastructure Facilities for Judiciary including Gram Nyayalayas	Development of Infrastructure Facilities for Judiciary including Gram Nyayalayas	N	Law	2,11.00	..	3,75.55	3,75.55	3,83.87	..	..	..	..	..
<b>Total-Law</b>				<b>2,11.00</b>	<b>..</b>	<b>3,75.55</b>	<b>3,75.55</b>	<b>3,83.87</b>	<b>..</b>	<b>..</b>	<b>..</b>	<b>..</b>	<b>..</b>

(₹ in lakh)

**APPENDIX-V**

**PLAN SCHEME EXPENDITURE**

**A - CENTRAL SCHEME (CENTRALLY SPONSORED SCHEMES AND CENTRAL PLAN SCHEMES)**

Government of India (GOI) Scheme	State Scheme	Normal (N)/ Tribal Sub-Plan (TSP)/ Scheduled Caste Sub-Plan (SCSP)	State Programme	2015-16					2014-15					
				GOI Releases	Budget Allocation			Expenditure	Budget Allocation			Expenditure		
					GOI Share	State Share	Total-		GOI Releases	GOI Share	State Share		Total-	
1	2	3	4	5	6	7	8	9	10	11	12	13	14	
National Mission Mode on e-Governance	Mission Mode Projects under National e-Governance Projects(NEGP)	N	Finance	..	..	3.22	3.22	3.22	..	..	5,38.27	5,38.27	8,06.21	
<b>Total-Finance</b>				..	..	<b>3.22</b>	<b>3.22</b>	<b>3.22</b>	..	..	<b>5,38.27</b>	<b>5,38.27</b>	<b>8,06.21</b>	
Roads and Bridges-Grants from Central Road Fund (CRF)	Improvement of Urban Roads under State Plan	N	Works	..	..	454.11	454.11	454.11	..	..	..	..	..	
		SCSP		..	..	174.72	174.72	174.72	..	..	..	..	..	
		TSP		..	..	919.72	919.72	919.72	..	..	..	..	..	
	Works Executed from Central Road Fund for District and Other Roads	N		1,25,98.00	..	42,90.16	42,90.16	42,90.16	..	..	..	..	..	..
		SCSP		..	..	26.89.13	26.89.13	26.89.12	..	..	..	..	..	..
		TSP		..	..	16.08.70	16.08.70	16.08.70	..	..	..	..	..	..
Engineering and Installation for States from Central Road Fund Road Transport and Highways	Roads of Inter State or Economic Importance including Major Works and Proportionate Charges	N	..	..	6,80.30	6,80.30	6,80.30	..	..	..	..	..	..	
		SCSP	..	..	6,00.00	6,00.00	6,00.00	..	..	..	..	..	..	
		TSP	..	..	6,00.01	6,00.01	6,00.01	..	..	..	..	..	..	
<b>Total-Works</b>				<b>1,25,98.00</b>	..	<b>1,20,16.85</b>	<b>1,20,16.85</b>	<b>1,20,16.84</b>	..	..	..	..	..	
National Social Assistance Programme (NSAP)	State Plan Schemes for Subsidy to Odisha State Civil Supply Corporation for Annapurna under NSAP	N	Food Supplies and Consumer Welfare	7,00.80	..	3,18.64	3,18.64	3,18.64	..	..	..	..	..	
		SCSP		..	..	1,12.56	1,12.56	1,12.56	..	..	1,12.55	1,12.55	1,12.55	
		TSP		..	..	1,29.44	1,29.44	1,29.44	..	..	1,29.45	1,29.45	1,29.45	
<b>Total-Food Supplies and Consumer Welfare</b>				<b>7,00.80</b>	..	<b>5,60.64</b>	<b>5,60.64</b>	<b>5,60.64</b>	<b>4,20.48</b>	..	<b>5,60.65</b>	<b>5,60.65</b>	<b>5,60.65</b>	

(₹ in lakh)

**APPENDIX-V**

**PLAN SCHEME EXPENDITURE**

**A - CENTRAL SCHEME (CENTRALLY SPONSORED SCHEMES AND CENTRAL PLAN SCHEMES)**

Government of India (GOI) Scheme	State Scheme	Normal (N)/ Tribal Sub-Plan (TSP)/ Scheduled Caste Sub-Plan (SCSP)	State Programme	2015-16					2014-15					
				GOI Releases	Budget Allocation			Expenditure	Budget Allocation			Expenditure		
					GOI Share	State Share	Total-		GOI Releases	GOI Share	State Share		Total-	
1	2	3	4	5	6	7	8	9	10	11	12	13	14	
National Schemes for Incentive to the Girl Child for Secondary Education Success	Incentive to Girls for Secondary Education	N	School and Mass Education	..	..	1,69,98.02	1,69,98.02	1,69,97.76	..	..	10821.33	10821.33	9869.52	
New Model Schools	Establishment of Model Schools in Backward Blocks in	N		..	..	..	..	..	..	..	..	1,37,03.19	1,37,03.19	1,37,03.12
		SCSP		..	..	..	..	..	..	..	..	10,78.75	10,78.75	10,78.75
		TSP		..	..	..	..	..	..	..	..	51,94.06	51,94.06	51,93.84
Area Intensive and Madrasa Modernisation Programme	Madrasa Education	N		..	..	1,99.21	1,99.21	1,99.21	..	..	2,27.89	2,27.89	7,13.21	
Inclusive Education for the Disabled at Secondary School (IEDSS)	Inclusive Education of the Disable at Secondary Education	N		..	..	1,03.79	1,03.79	1,03.79	..	..	1,48.30	1,48.30	1,48.30	
Sarva Shiksha Abhiyan (SSA)	Sarba Shikhya Abhiyan for Universalisation of Education	N		5,09,47.56	..	6,75,74.63	6,75,74.63	6,75,74.63	4,09,14.33	..	5,39,77.90	5,39,77.90	5,39,53.72	
		SCSP		1,14,87.34	..	2,85,99.82	2,85,99.82	2,85,99.82	1,27,27.33	..	1,64,33.67	1,64,33.67	1,64,33.67	
		TSP		1,78,65.22	..	4,06,28.29	4,06,28.29	4,06,28.29	1,30,53.65	..	2,05,64.18	2,05,64.18	2,05,64.18	
National Programme Nutritional Support to Primary Education	Mid-Day Meals (MDM)	N		3,97,31.89	..	3,67,65.84	3,67,65.84	3,67,65.84	4,18,86.56	..	4,04,03.35	4,04,03.35	4,04,03.35	
		SCSP	..	..	1,20,43.99	1,20,43.99	1,04,39.99	45,44.25	..	1,41,15.43	1,41,15.43	1,41,15.44		
		TSP	..	..	1,45,79.55	1,45,79.55	1,45,79.55	28,72.74	..	1,66,36.17	1,66,36.17	1,66,36.16		

(₹ in lakh)



**APPENDIX-V**

**PLAN SCHEME EXPENDITURE**

**A - CENTRAL SCHEME (CENTRALLY SPONSORED SCHEMES AND CENTRAL PLAN SCHEMES)**

Government of India (GOI) Scheme	State Scheme	Normal (N)/ Tribal Sub-Plan (TSP)/ Scheduled Caste Sub-Plan (SCSP)	State Programme	2015-16					2014-15				
				GOI Releases	Budget Allocation			Expenditure	Budget Allocation			Expenditure	
					GOI Share	State Share	Total-		GOI Releases	GOI Share	State Share		Total-
1	2	3	4	5	6	7	8	9	10	11	12	13	14
<i>Rashtriya Madhyamik Shiksha Abhiyan (RMSA)</i>	<i>Rashtriya Madhyamik Shiksha Abhiyan</i>	N	School and Mass Education	1,17,33.25	..	1,20,17.30	12,017.30	1,20,17.30	1,14,31.69	..	1,42,91.13	1,42,91.13	1,42,91.13
		SCSP		35,10.88	..	76,98.18	76,98.18	76,98.18	37,45.82	..	46,59.25	46,59.25	46,59.25
		TSP		46,26.86	..	94,63.25	94,63.25	94,63.25	49,22.75	..	58,95.75	58,95.75	58,95.75
Support for Educational Development including Teachers Training and Adult Education	Support to Educational Development- Teachers Training and Adult Education	N		13,30.82	..	21,43.01	21,43.01	21,42.85	17,01.77	..	15,40.74	15,40.74	15,44.33
		SCSP		7,70.23	..	6,99.58	6,99.58	6,99.57	6,97.46	..	5,11.97	5,11.97	5,09.37
		TSP		4,90.00	..	10,72.84	10,72.84	10,72.80	8,51.54	..	9,78.18	9,78.18	9,78.18
Schemes for Setting up of 6000 Model Schools at Block Level As Bench Mark of Excellence	Model Schools at Block Level	N		..	..	..	..	..	1,49,82.00	..	20,00.00	20,00.00	20,00.00
<b>Total-School and Mass Education</b>				<b>14,24,94.05</b>	<b>..</b>	<b>25,05,87.30</b>	<b>25,05,87.30</b>	<b>25,05,86.81</b>	<b>15,43,31.89</b>	<b>..</b>	<b>22,31,81.24</b>	<b>22,31,81.24</b>	<b>22,26,91.29</b>
Merit cum Means Scholarship for Professional and Technical Courses	Merit Means Based Scholarship to Minority Students	N	ST & SC Development, Minorities & Backward Classes Welfare	..	..	..	..	..	..	..	41.4	41.4	41.4
Post-Matric Scholarships for Minorities	Post-Matric Scholarship for Minority Students	N		..	..	4.77	4.77	4.77	..	..	78.49	78.49	78.49

(₹ in lakh)

**APPENDIX-V**

**PLAN SCHEME EXPENDITURE**

**A - CENTRAL SCHEME (CENTRALLY SPONSORED SCHEMES AND CENTRAL PLAN SCHEMES)**

Government of India (GOI) Scheme	State Scheme	Normal (N)/ Tribal Sub-Plan (TSP)/ Scheduled Caste Sub-Plan (SCSP)	State Programme	2015-16					2014-15				
				GOI Releases	Budget Allocation			Expenditure	Budget Allocation			Expenditure	
					GOI Share	State Share	Total-		GOI Releases	GOI Share	State Share		Total-
1	2	3	4	5	6	7	8	9	10	11	12	13	14
Pre-Matric Scholarship for Children of Those Engaged in Unclean Occupations SJE	Pre-Matric Scholarship and Stipend under Unclean Occupation	SCSP	ST & SC Development, Minorities & Backward Classes Welfare	..	..	..	..	..	..	..	15.29	15.29	14.13
Hostels for Scheduled Castes (SC) and Other Backward Class (OBC) Boys SJE	Capital Outlay on Hostels for OBC Students (Implementation through ITDA)	N		..	..	..	..	..	..	..	1,68.00	1,68.00	1,68.00
Post-Matric Scholarship for OBCs	Post-Matric Scholarship for OBC Students	N		..	..	..	..	..	..	..	14,07.97	14,07.97	14,07.97
Pre-Matric Scholarship for Other Backward Classes Social Justice and Empowerment	Pre-Matric Scholarship for Other Backward Classes Students	N		..	..	6,01.39	6,01.39	6,01.39	..	..	4,87.00	4,87.00	4,87.00
Grants-in-Aid to State TDCCS for Minor Forest Produce Operation	Mechanism for Marketing of Minor Forest Produce with Minimum Support Price	TSP		..	..	3,30.34	3,30.34	3,30.34	1,38.30	..	13,33.33	13,33.33	13,33.33
Schemes of Hostels for ST Students	Hostels for Schedule Tribe Girls	TSP		..	..	4,19,47.83	4,19,47.83	4,19,47.83	..	..	2,98,00.00	2,98,00.00	2,98,00.00

(₹ in lakh)

**APPENDIX-V**

**PLAN SCHEME EXPENDITURE**

**A - CENTRAL SCHEME (CENTRALLY SPONSORED SCHEMES AND CENTRAL PLAN SCHEMES)**

Government of India (GOI) Scheme	State Scheme	Normal (N)/ Tribal Sub-Plan (TSP)/ Scheduled Caste Sub-Plan (SCSP)	State Programme	2015-16					2014-15				
				GOI Releases	Budget Allocation			Expenditure	Budget Allocation			Expenditure	
					GOI Share	State Share	Total-		GOI Releases	GOI Share	State Share		Total-
1	2	3	4	5	6	7	8	9	10	11	12	13	14
Ashram Schools in Tribal Sub- Plan Areas	Grants-in-Aid to Ashram Schools for Schedule Tribe Students (Central Plan)	TSP	ST & SC Development, Minorities & Backward Classes Welfare	..	..	2,06.71	2,06.71	2,06.71	..	..	2,06.71	2,06.71	4,13.42
Pre-Matric Scholarship for ST Students	Pre-Matric Scholarship for Schedule Tribe Students	TSP		..	..	26,65.00	26,65.00	26,64.95	..	..	59,82.61	59,82.61	59,83.61
Pre-Matric Scholarship for SC Students	Pre-Matric Scholarship to Schedule Caste Students	SCSP		..	..	..	..	..	..	..	44,70.09	44,70.09	44,28.20
Multi Sectoral Development Programme for Minorities	Multi Sector Development Programme for Welfare of Backward Classes	N		14,05.00	..	27.00	27.00	27.00	1,98.75	..	3,38.00	3,38.00	3,38.00
Schemes for Development of Scheduled Castes	Book Bank in Medical and Engineering Colleges for Schedule Caste Students	SCSP		..	..	..	..	..	95,49.86	..	..	..	..

(₹ in lakh)

**APPENDIX-V**

**PLAN SCHEME EXPENDITURE**

**A - CENTRAL SCHEME (CENTRALLY SPONSORED SCHEMES AND CENTRAL PLAN SCHEMES)**

Government of India (GOI) Scheme	State Scheme	Normal (N)/ Tribal Sub-Plan (TSP)/ Scheduled Caste Sub-Plan (SCSP)	State Programme	2015-16					2014-15				
				GOI Releases	Budget Allocation			Expenditure	Budget Allocation			Expenditure	
					GOI Share	State Share	Total-		GOI Releases	GOI Share	State Share		Total-
1	2	3	4	5	6	7	8	9	10	11	12	13	14
Schemes for Development of Scheduled Castes	Capital Outlay on Hostels for Schedule Caste Students (Implementation through Integrated Tribal Development Agency)	SCSP	ST & SC Development, Minorities & Backward Classes Welfare	..	..	4,66.02	4,66.02	4,66.02	..	..	..	..	..
Schemes for Development of Scheduled Castes	Enforcement of PCR Act	N		..	..	..	..	..	..	..	17,90.93	17,90.93	17,90.46
	Grants for Post-Matric Scholarships (SC)	SCSP		..	..	..	..	..	..	..	..	..	22,47.68
	Post-Matric Scholarship and Stipend for SC Students	SCSP		..	..	..	..	..	..	..	73,65.06	73,65.06	73,43.88
Development of Other Backward Classes at Denotified, Nomadic and Semi-Nomadic Tribes	Development of Identified Nomadic and Semi-Nomadic Tribes	TSP		..	..	..	..	..	15,52.50	..	..	..	..
<i>Pradhanmantri Adarsh Gram Yojana</i>	<i>Pradhanmantri Adarsha Gram Yojana</i>	SCSP		21,00.00	..	4,00.00	4,00.00	4,00.00	..	..	..	..	..

(₹ in lakh)

**APPENDIX-V**

**PLAN SCHEME EXPENDITURE**

**A - CENTRAL SCHEME (CENTRALLY SPONSORED SCHEMES AND CENTRAL PLAN SCHEMES)**

Government of India (GOI) Scheme	State Scheme	Normal (N)/ Tribal Sub-Plan (TSP)/ Scheduled Caste Sub-Plan (SCSP)	State Programme	2015-16					2014-15				
				GOI Releases	Budget Allocation			Expenditure	Budget Allocation			Expenditure	
					GOI Share	State Share	Total-		GOI Releases	GOI Share	State Share		Total-
1	2	3	4	5	6	7	8	9	10	11	12	13	14
Umbrella Schemes for Education of ST Students	Book Bank in Medical and Engineering Colleges for Schedule Tribe Students	TSP	ST & SC Development, Minorities & Backward Classes Welfare	89,50.00	..	..	..	..	90,23.00	..	10.00	10.00	10.00
	Post-Matric Scholarship and Stipend for Schedule Tribe Students	TSP		..	..	1,84,30.66	1,84,30.66	1,84,30.66	..	..	52,89.59	52,89.59	52,89.59
Umbrella Schemes for Education of ST Students	Pre-Matric Scholarship and Stipend for Schedule Tribe Students	TSP		..	..	49,00.00	49,00.00	49,00.00	..	..	..	..	..
Backward Regions Grant Fund (BRGF) (State Component)- Special Plan for KBK	Special Plan for KBK Districts- Schedule Caste	TSP		..	..	3,55.00	3,55.00	3,55.00	2,50,00.00	..	6,25.00	6,25.00	6,25.00
	Special Plan for KBK Districts- Schedule Tribe	TSP		..	..	16,45.00	16,45.00	16,45.00	..	..	53,83.52	53,83.52	53,83.52
Pre-Matric Scholarship Schemes Minorities	Pre-Matric Scholarship for Minority Students	N		..	..	..	..	..	312.15	..	3,98.84	3,98.84	3,98.84
Post-Matric Scholarship Schemes	Grants for Post-Matric Scholarships (Schedule Caste)	SCSP		89,95.00	..	..	..	..	..	..	..	..	..

(₹ in lakh)

**APPENDIX-V**

**PLAN SCHEME EXPENDITURE**

**A - CENTRAL SCHEME (CENTRALLY SPONSORED SCHEMES AND CENTRAL PLAN SCHEMES)**

Government of India (GOI) Scheme	State Scheme	Normal (N)/ Tribal Sub-Plan (TSP)/ Scheduled Caste Sub-Plan (SCSP)	State Programme	2015-16					2014-15				
				GOI Releases	Budget Allocation			Expenditure	GOI Releases	Budget Allocation			Expenditure
					GOI Share	State Share	Total-			GOI Share	State Share	Total-	
1	2	3	4	5	6	7	8	9	10	11	12	13	14
Post-Matric Scholarship Schemes	Post-Matric Scholarship and Stipend for Schedule Caste Students	SCSP	ST & SC Development, Minorities & Backward Classes Welfare	..	..	2,41,18.49	2,41,18.49	2,41,18.49	..	..	..	..	..
<i>Vanbandhu Kalyan Yojana</i>	<i>Vanbandhu Kalyan Yojana</i>	TSP		..	..	..	..	..	10,00.00	..	9,75.00	9,75.00	9,75.00
Machineries for Implementation of Civil Rights Act 1955 and Prevention of Atrocities Act 1955	Enforcement of Protection of Civil Rights Act	N		..	..	..	..	..	..	..	..	..	..
Pre-Matric Scholarship for Children of those Engaged in Unclean Occupation	Pre-Matric Scholarship and Stipend under Uncleaned Occupation	N		7.20	..	4.96	4.96	4.96	..	..	..	..	..
Pre-Matric Scholarship for SC Students	Pre-Matric Scholarship and Stipend to Schedule Caste Students	SCSP		37.64	..	40.93	40.93	40.93	..	..	..	..	..
Post Matric Scholarship for OBC	Post-Matric Scholarship for Other Backward Classes Students	N		23,83.39	..	26,22.98	26,22.98	26,22.98	..	..	..	..	..

(₹ in lakh)

**APPENDIX-V**

**PLAN SCHEME EXPENDITURE**

**A - CENTRAL SCHEME (CENTRALLY SPONSORED SCHEMES AND CENTRAL PLAN SCHEMES)**

Government of India (GOI) Scheme	State Scheme	Normal (N)/ Tribal Sub-Plan (TSP)/ Scheduled Caste Sub-Plan (SCSP)	State Programme	2015-16					2014-15				
				GOI Releases	Budget Allocation			Expenditure	Budget Allocation			Expenditure	
					GOI Share	State Share	Total-		GOI Releases	GOI Share	State Share		Total-
1	2	3	4	5	6	7	8	9	10	11	12	13	14
Special Central Assistance for Tribal Areas Sub-Plan	Co-operation - Integrated Tribal Development Projects-under State Plan-under Special Central Assistance	TSP	ST & SC Development, Minorities & Backward Classes Welfare	1,47,28.52	..	85.24	85.24	85.24	1,49,25.04	..	39.00	39.00	39.00
Special Central Assistance for Tribal Areas Sub-Plan	Development of Depressed Tribals (MADA)-under State Plan-under Special Central Assistance	TSP		..	..	2,30.00	2,30.00	2,33.73	..	..	2,30.56	2,30.56	2,36.55
Special Central Assistance for Tribal Areas Sub-Plan	Development of Depressed Tribes outside Projects Areas in Cluster-under State Plan-under Special Central Assistance	TSP	ST & SC Development, Minorities & Backward Classes Welfare	..	..	2,10.00	2,10.00	2,10.00	..	..	2,18.96	2,18.96	2,18.96
	Establishment of Micro Projects for Primitive Tribes under Integrated Tribal Development Projects-under Special Central Assistance	TSP		..	..	3,27.08	3,27.08	3,27.08	..	..	3,36.28	3,36.28	3,36.28

(₹ in lakh)

**APPENDIX-V**

**PLAN SCHEME EXPENDITURE**

**A - CENTRAL SCHEME (CENTRALLY SPONSORED SCHEMES AND CENTRAL PLAN SCHEMES)**

Government of India (GOI) Scheme	State Scheme	Normal (N)/ Tribal Sub-Plan (TSP)/ Scheduled Caste Sub-Plan (SCSP)	State Programme	2015-16					2014-15				
				GOI Releases	Budget Allocation			Expenditure	GOI Releases	Budget Allocation			Expenditure
					GOI Share	State Share	Total-			GOI Share	State Share	Total-	
1	2	3	4	5	6	7	8	9	10	11	12	13	14
Special Central Assistance for Tribal Areas Sub-Plan	Family Oriented and Poverty Eradication Programme of the Tribals outside Integrated Tribal Development Agency and MADA under State Plan under Special Central Assistance	TSP	ST & SC Development, Minorities & Backward Classes Welfare	..	..	90.00	90.00	90.00	..	..	68.51	68.51	68.51
Special Central Assistance for Tribal Areas Sub-Plan	Implementation of Income Generating and Infrastructure Development Programme under Integrated Development Projects-under State Plan-under Special Central Assistance	TSP		..	..	1,41,16.71	1,41,16.71	1,41,16.71	..	..	1,20,54.92	1,20,54.92	1,20,54.93

(₹ in lakh)



**APPENDIX-V**

**PLAN SCHEME EXPENDITURE**

**A - CENTRAL SCHEME (CENTRALLY SPONSORED SCHEMES AND CENTRAL PLAN SCHEMES)**

Government of India (GOI) Scheme	State Scheme	Normal (N)/ Tribal Sub-Plan (TSP)/ Scheduled Caste Sub-Plan (SCSP)	State Programme	2015-16					2014-15				
				GOI Releases	Budget Allocation			Expenditure	Budget Allocation			Expenditure	
					GOI Share	State Share	Total-		GOI Releases	GOI Share	State Share		Total-
1	2	3	4	5	6	7	8	9	10	11	12	13	14
Grants-in-Aid under 1 <sup>st</sup> Proviso to Article 275(1) of the Constitution	Creation of Infrastructure in TSP Area under 1 <sup>st</sup> Proviso to Article 275(1) of the Constitution of India	TSP	ST & SC Development, Minorities & Backward Classes Welfare	1,52,00.00	..	1,46,84.50	1,46,84.50	1,46,84.50	1,27,28.22	..	1,24,40.44	1,24,40.44	1,24,41.96
<b>Total-ST &amp; SC Development, Minorities &amp; Backward Classes</b>				<b>5,43,30.75</b>	<b>..</b>	<b>12,97,55.73</b>	<b>12,97,55.73</b>	<b>12,97,59.28</b>	<b>7,44,27.81</b>	<b>..</b>	<b>9,15,55.50</b>	<b>9,15,55.50</b>	<b>9,39,53.69</b>
National Rural Health Mission (NRHM)	ANM and GNM Schools	N	Health and Family Welfare	..	..	3,22.11	3,22.11	3,22.00	..	..	..	..	..
Strengthening of Institutions for Medical Education Training and Research	Upgradation of Medical College Cuttack for Starting New P.G.Course	N		87,00.00	..	79,50.00	79,50.00	79,50.00	..	..	55,93.28	55,93.28	55,93.28
NRHM	ANM and GNM Schools	TSP		..	..	..	..	..	19,38.86	..	1,64.83	1,64.83	1,62.62
National Health Mission including NRHM	National Filaria Eradication Programme	SCSP		32.40	..	..	..	..	28,77.07	..	89.73	89.73	89.65

(₹ in lakh)

**APPENDIX-V**

**PLAN SCHEME EXPENDITURE**

**A - CENTRAL SCHEME (CENTRALLY SPONSORED SCHEMES AND CENTRAL PLAN SCHEMES)**

Government of India (GOI) Scheme	State Scheme	Normal (N)/ Tribal Sub-Plan (TSP)/ Scheduled Caste Sub-Plan (SCSP)	State Programme	2015-16					2014-15					
				GOI Releases	Budget Allocation			Expenditure	Budget Allocation			Expenditure		
					GOI Share	State Share	Total-		GOI Releases	GOI Share	State Share		Total-	
1	2	3	4	5	6	7	8	9	10	11	12	13	14	
NRHM	National Health Mission	SCSP	Health and Family Welfare	..	..	2,52,87.69	2,52,87.69	2,52,87.69	..	..	1,90,02.86	1,90,02.86	1,90,02.86	
	District Family Welfare Bureau	TSP		44.40	..	92.20	92.20	92.17	..	..				
	National Health Mission	TSP		..	..	3,36,03.85	3,36,03.85	3,35,83.82	..	..	1,22,91.87	1,22,91.87	1,21,11.87	
	Revamping of Urban Family Welfare Service	TSP		..	..	81.75	81.75	81.76	..	..	..	..	..	..
	Rural Family Welfare Service	TSP		..	..	43,97.92	43,97.92	44,00.72	..	..	..	..	..	..
	State Institute of Health and Family Welfare	TSP		..	..	24.57	24.57	24.57	..	..	..	..	..	..
	Training of Nurses Midwives and Lady Health Visitors	TSP		..	..	1,26.22	1,26.22	1,26.18	..	..	..	..	..	..
	Urban Family Welfare Service	TSP		..	..	6.46	6.46	6.47	..	..	..	..	..	..
	District Family Welfare Bureau	N		6,19,18.07	..	1,73.32	1,73.32	1,73.32	6,05,77.58	..	..	..	..	..
	National Health Mission	N		..	..	3,60,29.04	3,60,29.04	3,60,28.94	..	..	3,91,26.80	3,91,26.80	3,91,26.80	3,91,26.80
	Prevention & Control of Diseases	N		..	..	86,38.75	86,38.75	86,38.75	..	..	..	..	..	..

(₹ in lakh)

**APPENDIX-V**

**PLAN SCHEME EXPENDITURE**

**A - CENTRAL SCHEME (CENTRALLY SPONSORED SCHEMES AND CENTRAL PLAN SCHEMES)**

Government of India (GOI) Scheme	State Scheme	Normal (N)/ Tribal Sub-Plan (TSP)/ Scheduled Caste Sub-Plan (SCSP)	State Programme	2015-16					2014-15				
				GOI Releases	Budget Allocation			Expenditure	Budget Allocation			Expenditure	
					GOI Share	State Share	Total-		GOI Releases	GOI Share	State Share		Total-
1	2	3	4	5	6	7	8	9	10	11	12	13	14
National Health Mission including NRHM	Regional Health and Family Welfare Training Centre	N	Health and Family Welfare	..	..	34.16	34.16	34.17	..	..	..	..	..
	Revamping of Urban Slum	N		..	..	77.44	77.44	77.4	..	..	..	..	..
	Rural Family Welfare Service	N		..	..	69,45.86	69,45.86	69,45.68	..	..	..	..	..
	State Family Welfare Bureau	N		..	..	43.34	43.34	43.34	..	..	..	..	..
	State Institute of Health and Family Welfare	N		..	..	64.96	64.96	64.95	..	..	..	..	..
	Training and Employment of Health Worker	N		..	..	35.74	35.74	35.74	..	..	..	..	..
	Training of Nurses Midwives and Lady Health Visitors	N		..	..	260.2	260.2	260.2	..	..	..	..	..
	Urban Family Welfare Centre	N		..	..	52.56	52.56	52.56	..	..	..	..	..
Human Resources in Health and Medical Education	Human Resources in Health & Medical Education	N		8,59.88	..	48,04.67	4804.67	4804.67	..	..	..	..	..
		SCSP		..	..	50.00	50.00	50.00	..	..	..	..	..
		TSP		..	..	50.00	50.00	50.00	..	..	..	..	..
National Mission on AYUSH including Mission on Medicinal Plants	National Mission on AYUSH including Mission on Medicinal Plants	SCSP		2,24.19	..	16,00.00	16,00.00	16,00.00	..	..	..	..	..
		N		16,41.09	..	4,06.32	4,06.32	4,06.32	..	..	..	..	..
		TSP		..	..	12,00.93	12,00.93	12,00.93	..	..	..	..	..

(₹ in lakh)

**APPENDIX-V**

**PLAN SCHEME EXPENDITURE**

**A - CENTRAL SCHEME (CENTRALLY SPONSORED SCHEMES AND CENTRAL PLAN SCHEMES)**

Government of India (GOI) Scheme	State Scheme	Normal (N)/ Tribal Sub-Plan (TSP)/ Scheduled Caste Sub-Plan (SCSP)	State Programme	2015-16					2014-15					
				GOI Releases	Budget Allocation			Expenditure	Budget Allocation			Expenditure		
					GOI Share	State Share	Total-		GOI Releases	GOI Share	State Share		Total-	
1	2	3	4	5	6	7	8	9	10	11	12	13	14	
National AIDS & STD Control Programme	National Acquired Immune Deficiency Syndrome and Sexually Transmitted Disease Control Programme	N	Health and Family Welfare	21,60.04	..	11,26.23	11,26.23	11,26.23	20,39.53	..	15,53.55	15,53.55	15,53.53	
		SCSP		..	..	3,72.17	3,72.17	3,72.17	..	..	4,86.01	4,86.01	4,86.00	
		TSP		..	..	6,61.64	6,61.64	6,61.64	..	..	..	..	..	..
<b>Total-Health and Family Welfare</b>				<b>7,55,80.07</b>	<b>..</b>	<b>13,45,20.10</b>	<b>13,45,20.10</b>	<b>13,45,02.36</b>	<b>6,74,33.04</b>	<b>..</b>	<b>7,83,08.93</b>	<b>7,83,08.93</b>	<b>7,81,26.61</b>	
Jawaharlal Nehru National Urban Renewal Mission (JNNURM)	Implementation of Urban Infrastructure Development Schemes for Small and Medium Towns (UIDSSMT) under JNNURM	N	Housing and Urban Development	..	..	..	..	..	..	..	6,62.73	6,62.73	6,62.73	
		N		..	..	..	..	..	..	..	40,80.00	40,80.00	40,80.00	
		SCSP		..	..	..	..	..	..	..	..	11,56.00	11,56.00	11,56.00
		TSP		..	..	..	..	..	..	..	..	15,64.00	15,64.00	15,64.00
		N		..	..	..	..	..	..	..	..	14,81.15	14,81.15	14,81.15
Roads and Bridges-Grants from Central Road Fund (CRF)	Improvement of Urban Roads under State Plan	N	..	..	..	..	..	..	1,23,42.00	..	18,40.20	18,40.20	18,40.20	
		SCSP		..	..	..	..	..	..	..	4,95.90	4,95.90	4,95.90	
		TSP		..	..	..	..	..	..	..	..	6,63.90	6,63.90	6,63.90

(₹ in lakh)

**APPENDIX-V**

**PLAN SCHEME EXPENDITURE**

**A - CENTRAL SCHEME (CENTRALLY SPONSORED SCHEMES AND CENTRAL PLAN SCHEMES)**

Government of India (GOI) Scheme	State Scheme	Normal (N)/ Tribal Sub-Plan (TSP)/ Scheduled Caste Sub-Plan (SCSP)	State Programme	2015-16					2014-15				
				GOI Releases	Budget Allocation			Expenditure	GOI Releases	Budget Allocation			Expenditure
					GOI Share	State Share	Total-			GOI Share	State Share	Total-	
1	2	3	4	5	6	7	8	9	10	11	12	13	14
National Urban Lively Hood Mission	National Urban Livelihood Mission	N	Housing and Urban Development	13,21.59	..	5,50.01	5,50.01	5,50.01	17,03.73	..	14,84.67	14,84.67	14,84.67
		SCSP		..	..	1,49.73	1,49.73	1,49.73	..	..	3,93.85	3,93.85	3,93.85
		TSP		..	..	2,01.17	2,01.17	2,01.17	1,04.73	..	5,32.77	5,32.77	5,32.77
Rajiv Awas Yojana (including JNNURM part of MOHUPA)	Implementation of Rajiv Awas Yojana (RAY) under JNNURM	N		..	..	7,03.52	7,03.52	7,00.65	33,59.51	..	79,74.20	79,74.20	79,74.20
		SCSP		..	..	1,87.34	1,87.34	1,88.98	..	..	21,48.89	21,48.89	21,48.89
		TSP		..	..	2,50.76	2,50.76	2,51.99	..	..	17,36.18	17,36.18	17,36.18
Rajiv Awas Yojana (including JNNURM part of MOHUPA)	Basic Services to Urban Poor	N		..	..	..	..	..	44,34.73	..	5.30	5.30	5.29
		SCSP		..	..	255.47	2,55.47	2,55.47	..	..	4,48.07	4,48.07	4,48.07
		TSP		..	..	68.17	68.17	68.17	..	..	1,19.12	1,19.12	1,19.12
Mission for 100 Smart Cities	Smart Cities	N		1,92,00.00	..	2,10,52.43	2,10,52.43	2,10,52.43	..	..	..	..	..
		SCSP		..	..	65,96.57	65,96.57	65,96.57	..	..	..	..	..
		TSP		..	..	88,26.31	88,26.31	88,26.31	..	..	..	..	..
Urban Rejuvenation Mission-500 Habitations	Atal Mission for Rejuvenation & Urban Transformation (AMRUT)	N		47,88.00	..	57,04.11	57,04.11	57,04.11	..	..	..	..	..
		SCSP		..	..	15,42.92	15,42.92	15,42.92	..	..	..	..	..
		TSP		..	..	21,03.98	21,03.98	21,03.98	..	..	..	..	..
Swachha Bharat Mission (Urban)	Swachh Bharat Mission (Nirmal Bharat Abhiyan)	N		24,61.32	..	85,63.20	85,63.20	85,63.20	..	..	..	..	..
		SCSP		..	..	18,33.80	18,33.80	18,33.80	..	..	..	..	..
		TSP		..	..	25,03.00	25,03.00	25,03.00	..	..	..	..	..
<b>Total-Housing and Urban Development</b>				<b>2,77,70.91</b>	<b>..</b>	<b>6,11,44.04</b>	<b>6,11,44.04</b>	<b>6,11,44.03</b>	<b>2,19,44.70</b>	<b>..</b>	<b>2,79,25.07</b>	<b>2,79,25.07</b>	<b>2,79,25.06</b>
Rashtriya Swasthya Bima Yojana (HEALTH)	Rashtriya Swasthya Bima Yojana	N	Labour and Employees' State Insurance	59,55.05	..	74,27.28	74,27.28	74,27.28	84,56.51	..	80,04.00	80,04.00	80,04.00
		SCSP		..	..	22,62.02	22,62.02	22,62.02	3,63.14	..	25,22.00	25,22.00	25,22.00
		TSP		..	..	30,13.23	30,13.23	30,13.23	5,44.19	..	34,20.58	34,20.58	34,20.58
<b>Total-Labour and Employees' State Insurance</b>				<b>59,55.05</b>	<b>..</b>	<b>1,27,02.53</b>	<b>1,27,02.53</b>	<b>1,27,02.53</b>	<b>93,63.85</b>	<b>..</b>	<b>1,39,46.58</b>	<b>1,39,46.58</b>	<b>1,39,46.58</b>

**APPENDIX-V**

**PLAN SCHEME EXPENDITURE**

**A - CENTRAL SCHEME (CENTRALLY SPONSORED SCHEMES AND CENTRAL PLAN SCHEMES)**

Government of India (GOI) Scheme	State Scheme	Normal (N)/ Tribal Sub-Plan (TSP)/ Scheduled Caste Sub-Plan (SCSP)	State Programme	2015-16					2014-15				
				GOI Releases	Budget Allocation			Expenditure	Budget Allocation			Expenditure	
					GOI Share	State Share	Total-		GOI Releases	GOI Share	State Share		Total-
1	2	3	4	5	6	7	8	9	10	11	12	13	14
Promotion of Youth Activities and Training	Promotion of Youth Activities	N	Sports and Youth Services	..	..	2,00.00	2,00.00	2,00.00	..	..	2,07.70	2,07.70	2,07.70
Panchayat Yuva Krida and Khel Abhiyan (PYKKA)	PYKKA	N		..	..	..	..	..	..	..	93.44	93.44	93.44
		SCSP		..	..	..	..	..	..	..	24.11	24.11	24.11
		TSP		..	..	..	..	..	..	..	..	33.15	33.15
Rajiv Gandhi Khel Abhiyan (RGKA)	RGKA	N		..	..	5,69.27	5,69.27	3,99.54	2,88.33	..	2,88.33	2,88.33	2,88.33
		SCSP		59.79	..	1,14.24	1,14.24	77.17	77.48	..	77.48	77.48	77.48
		TSP		80.09	..	1,63.11	1,63.11	1,05.92	1,03.78	..	1,03.78	1,03.78	1,03.78
	Grants for Sports Competition	N	2,50.25	..	..	..	..	..	..	..	..	..	..
<b>Total-Sports and Youth Services</b>				<b>3,90.13</b>	<b>..</b>	<b>10,46.62</b>	<b>10,46.62</b>	<b>7,82.63</b>	<b>4,69.60</b>	<b>..</b>	<b>8,27.99</b>	<b>8,27.99</b>	<b>8,28.00</b>
India Statistical Strengthening Projects Sediment Profile Imaging	India Statistical Strengthening Projects ISSP	N	Planning and Convergence	..	..	59.97	59.97	59.85	..	..	3,24.78	3,24.78	3,23.98
Basic Statistics for Local Level Development SPI	Basic Statistics for Local Level Development (BSLLD)	N		..	..	..	..	..	..	..	29.03	29.03	29.02

(₹ in lakh)

**APPENDIX-V**

**PLAN SCHEME EXPENDITURE**

**A - CENTRAL SCHEME (CENTRALLY SPONSORED SCHEMES AND CENTRAL PLAN SCHEMES)**

Government of India (GOI) Scheme	State Scheme	Normal (N)/ Tribal Sub-Plan (TSP)/ Scheduled Caste Sub-Plan (SCSP)	State Programme	2015-16					2014-15				
				GOI Releases	Budget Allocation			Expenditure	Budget Allocation			Expenditure	
					GOI Share	State Share	Total-		GOI Releases	GOI Share	State Share		Total-
1	2	3	4	5	6	7	8	9	10	11	12	13	14
ACA for Left Wing Extremism (LWE) affected Districts	ACA for LWE affected Districts	N	Planning and Convergence	..	..	38,14.53	38,14.53	38,14.53	3,60,00.00	..	1,81,51.20	1,81,51.20	1,81,51.20
		SCSP		..	..	11,69.39	11,69.39	11,69.39	..	..	55,65.60	55,65.60	55,65.60
		TSP		..	..	25,80.08	25,80.08	25,80.08	..	..	1,22,83.20	1,22,83.20	1,22,83.20
Support for Statistical Strengthening	Strengthening of Statistical System & Training Infrastructure	N		8,84.56	..	92.07	92.07	92.08	..	..	..	..	..
<b>Total-Planning and Convergence</b>				<b>8,84.56</b>	<b>..</b>	<b>77,16.04</b>	<b>77,16.04</b>	<b>77,15.93</b>	<b>3,60,00.00</b>	<b>..</b>	<b>3,63,53.81</b>	<b>3,63,53.81</b>	<b>3,63,53.00</b>
Backward Regions Grant Fund (BRGF) (District Component) (ACA)	Backward Regions Grant Fund	SCSP	Panchayati Raj	..	..	78,57.18	78,57.18	..	18,07.00	..	25,25.00	25,25.00	25,25.00
		TSP		..	..	1,52,77.85	1,52,77.85	..	30,63.00	..	65,17.00	65,17.00	65,17.00
		N		..	..	2,05,15.97	2,05,15.97	..	1,30,76.00	..	89,04.00	89,04.00	89,04.00
Rajiv Gandhi Panchayat Sashastikaran Abhiyan (RGPSA)	Rajiv Gandhi Panchayat Sashastikaran Abhiyan (RGPSA)	N		..	..	59,00.00	59,00.00	..	23,37.32	..	31,16.43	31,16.43	31,16.43
		SCSP		..	..	18,00.00	18,00.00	..	6,58.40	..	8,77.86	8,77.86	8,77.86
		TSP		..	..	23,00.00	23,00.00	..	2,96.28	..	3,95.04	3,95.04	3,95.04
National Rural Employment Guarantee Schemes (NREGS)	NREGS	N		14,79,41.05	..	8,19,68.83	8,19,68.83	8,19,68.83	10,35,30.34	..	3,42,48.06	3,42,48.06	4,14,12.14
		SCSP		..	..	5,12,30.50	5,12,30.50	5,12,30.50	..	..	2,14,05.03	2,14,05.03	2,58,82.58
		TSP		..	..	7,17,22.72	7,17,22.72	7,17,22.72	..	..	2,99,67.05	2,99,67.05	3,62,35.62
		N		..	..	34.35	34.35	33.93	..	..	24.49	24.49	24.46
Indira Aawas Yojana (IAY)	IAY	N		5,63,65.07	..	4,57,50.31	4,57,50.31	4,57,50.31	..	..	..	..	..
		SCSP		1,93,07.40	..	3,19,40.55	3,19,40.55	3,19,40.55	1,31.79	..	1,95,08.94	1,95,08.94	19,5,08.94
		TSP		2,24,09.47	..	6,98,75.74	6,98,75.74	6,98,75.74	11,25.68	..	4,53,77.09	4,53,77.09	4,53,77.09
National Rural Livelihood Mission (NRLM)	NRLM	N		1,03,46.91	..	95,67.24	95,67.24	95,11.48	97,49.41	..	61,15.29	61,15.29	65,76.64
		SCSP		..	..	53,61.80	53,61.80	53,61.80	..	..	34,67.09	34,67.09	38,66.93
		TSP		..	..	49,85.68	49,85.68	49,85.68	..	..	27,42.40	27,42.40	31,47.48

(₹ in lakh)

**APPENDIX-V**

**PLAN SCHEME EXPENDITURE**

**A - CENTRAL SCHEME (CENTRALLY SPONSORED SCHEMES AND CENTRAL PLAN SCHEMES)**

Government of India (GOI) Scheme	State Scheme	Normal (N)/ Tribal Sub-Plan (TSP)/ Scheduled Caste Sub-Plan (SCSP)	State Programme	2015-16					2014-15				
				GOI Releases	Budget Allocation			Expenditure	GOI Releases	Budget Allocation			Expenditure
					GOI Share	State Share	Total-			GOI Share	State Share	Total-	
1	2	3	4	5	6	7	8	9	10	11	12	13	14
National Rural Livelihood Mission	National Rural Livelihood Mission (NRLM)-Head Quarters Cell	N	Panchayati Raj	..	..	1,82.96	1,82.96	1,82.87	..	..	..	..	..
<b>Total-Panchayati Raj</b>				<b>25,63,69.90</b>	<b>..</b>	<b>42,62,71.68</b>	<b>42,62,71.68</b>	<b>37,25,64.40</b>	<b>20,29,21.34</b>	<b>..</b>	<b>20,90,00.59</b>	<b>20,90,00.59</b>	<b>22,81,77.02</b>
Accelerated Irrigation Benefits Programme (AIBP)	Anandpur Barrage (Commercial) Offices under AIBP	N	Water Resources	..	..	..	..	..	3,41.74	..	..	..	..
	Establishment of Topographical Survey and Execution in OFD including RWS and Agricultural Extension	N		..	..	6,01.55	6,01.55	6,02.24	..	..	..	..	..
	GIA to CADA (Ayacut Development) for Topographical Survey and Investigation	SCSP		..	..	3,00.75	3,00.75	3,00.94	..	..	..	..	..
		TSP		..	..	4,02.62	4,02.62	4,02.93	..	..	..	..	..
	GIA to CADA for Construction of Field Channels	N		..	..	39,42.00	39,42.00	39,42.00	..	..	..	..	..
		SCSP		..	..	96,22.80	96,22.80	96,22.80	..	..	..	..	..
		TSP		..	..	99,55.67	99,55.67	99,55.66	..	..	..	..	..
	GIA to CADA for Construction of Field Drains	N		..	..	4,44.84	4,44.84	4,44.84	..	..	..	..	..
	SCSP	..	..	2,81.26	2,81.26	2,81.26	..	..	..	..	..		
	TSP	..	..	6,78.10	6,78.10	6,78.10	..	..	..	..	..		

(₹ in lakh)



**APPENDIX-V**

**PLAN SCHEME EXPENDITURE**

**A - CENTRAL SCHEME (CENTRALLY SPONSORED SCHEMES AND CENTRAL PLAN SCHEMES)**

Government of India (GOI) Scheme	State Scheme	Normal (N)/ Tribal Sub-Plan (TSP)/ Scheduled Caste Sub-Plan (SCSP)	State Programme	2015-16					2014-15					
				GOI Releases	Budget Allocation			Expenditure	Budget Allocation			Expenditure		
					GOI Share	State Share	Total-		GOI Releases	GOI Share	State Share		Total-	
1	2	3	4	5	6	7	8	9	10	11	12	13	14	
Accelerated Irrigation Benefits Programme (AIBP)	GIA to CADA for Crop Demonstration	N	Water Resources	..	..	90.00	90.00	90.00	..	..	..	..	..	
		SCSP		..	..	1.98.00	1.98.00	1.98.00	..	..	..	..	..	
		TSP		..	..	46.50	46.50	46.50	..	..	..	..	..	
	GIA to CADA for Farmers' Training	N		..	..	8.82	8.82	8.82	..	..	..	..	..	..
		SCSP		..	..	21.28	21.28	21.28	..	..	..	..	..	..
		TSP		..	..	7.65	7.65	7.65	..	..	..	..	..	..
	GIA to CADA for Projects Administration	N		..	..	1.00.00	1.00.00	1.00.00	..	..	..	..	..	..
		SCSP		..	..	50.00	50.00	50.00	..	..	..	..	..	..
		TSP		..	..	30.00	30.00	30.00	..	..	..	..	..	..
	GIA to CADA for Survey Planning and Design	N		..	..	20.00	20.00	20.00	..	..	..	..	..	..
		SCSP		..	..	60.00	60.00	60.00	..	..	..	..	..	..
		TSP		..	..	38.07	38.07	38.07	..	..	..	..	..	..
	Kanpur Irrigation Projects (Commercial) Offices under AIBP	N		..	..	1,00.00	1,00.00	..	..	..	..	..	..	..
	Lower Indra Irrigation Projects (Commercial) Offices under AIBP	N		..	..	2,00.00	2,00.00	2,00.00	..	..	..	..	..	..
Ret Irrigation Projects (Commercial) Offices under AIBP	N	..	..	32.81	32.81	32.81	..	..	..	..	..	..		
Rukura Irrigation Projects (Commercial) Offices under AIBP	N	..	..	9.9	9.9	9.89	..	..	..	..	..	..		
	TSP	..	..	26.06	26.06	26.05	..	..	1.00.00	1.00.00	20.00			

(₹ in lakh)

**APPENDIX-V**

**PLAN SCHEME EXPENDITURE**

**A - CENTRAL SCHEME (CENTRALLY SPONSORED SCHEMES AND CENTRAL PLAN SCHEMES)**

Government of India (GOI) Scheme	State Scheme	Normal (N)/ Tribal Sub-Plan (TSP)/ Scheduled Caste Sub-Plan (SCSP)	State Programme	2015-16					2014-15					
				GOI Releases	Budget Allocation			Expenditure	Budget Allocation			Expenditure		
					GOI Share	State Share	Total-		GOI Releases	GOI Share	State Share		Total-	
1	2	3	4	5	6	7	8	9	10	11	12	13	14	
Accelerated Irrigation Benefits Programme (AIBP)	Subarnarekha Irrigation Projects (Commercial) Offices under AIBP	N	Water Resources	..	..	3,25.53	3,25.53	3,25.48	..	..	1,21.28	1,21.28	1,20.72	
		SCSP		..	..	53.25	53.25	53.44	..	..	9.68	9.68	9.67	
		TSP		..	..	41.47	41.47	41.46	..	..	..	..	..	..
	Upper Indravati Projects (Commercial) Offices under AIBP	N		..	..	11,67.49	11,67.49	11,79.06	..	..	4,29.88	4,29.88	4,30.02	4,30.02
		SCSP		..	..	84.66	84.66	1,08.05	..	..	73.19	73.19	73.19	73.19
		TSP		..	..	6,43.29	6,43.29	6,07.93	..	..	..	..	..	..
	Anandpur Barrage (Commercial) Offices under AIBP	N		..	..	67,91.29	67,91.29	67,91.20	..	..	71,98.28	71,98.28	71,99.20	71,99.20
		SCSP		..	..	40,00.00	40,00.00	3999.94	..	..	28,60.99	28,60.99	28,60.99	28,60.99
		TSP		..	..	29,73.42	29,73.42	29,73.42	..	..	30,00.00	30,00.00	30,00.00	30,00.00
	Attached Offices under AIBP	N		..	..	..	..	..	..	..	..	64.32	64.32	40.77
	Baghalati Irrigation Projects (Commercial)- Medium Irrigation Projects	N		..	..	5,00.87	5,00.87	5,00.71	..	..	38.89	38.89	38.89	38.86
		SCSP		..	..	99.91	99.91	99.91	..	..	55.42	55.42	55.42	61.38
		TSP		..	..	1,09.95	1,09.95	1,09.95	..	..	19.66	19.66	19.66	16.96
	Capital Outlay on Minor Irrigation under AIBP	N		..	..	13.98	13.98	13.98	..	..	1,46.90	1,46.90	1,46.90	1,46.91
		SCSP		..	..	25.85	25.85	25.85	..	..	1,02.94	1,02.94	1,02.94	1,02.94
		TSP		..	..	9.10	9.10	9.10	..	..	1,35.12	1,35.12	1,35.12	1,35.12
	Chheligada Irrigation Projects (Comm.) Offices under AIBP	N		..	..	5,99.92	5,99.92	5,99.78	..	..	5,01.55	5,01.55	5,01.55	510.02
		SCSP		..	..	1,89.96	1,89.96	1,89.96	..	..	89.16	89.16	89.16	84.82
		TSP		..	..	1,99.95	1,99.95	1,99.95	..	..	95.66	95.66	95.66	94.84

(₹ in lakh)

**APPENDIX-V**

**PLAN SCHEME EXPENDITURE**

**A - CENTRAL SCHEME (CENTRALLY SPONSORED SCHEMES AND CENTRAL PLAN SCHEMES)**

Government of India (GOI) Scheme	State Scheme	Normal (N)/ Tribal Sub-Plan (TSP)/ Scheduled Caste Sub-Plan (SCSP)	State Programme	2015-16					2014-15						
				GOI Releases	Budget Allocation			Expenditure	Budget Allocation			Expenditure			
					GOI Share	State Share	Total-		GOI Releases	GOI Share	State Share		Total-		
1	2	3	4	5	6	7	8	9	10	11	12	13	14		
Accelerated Irrigation Benefits Programme (AIBP)	Deo Irrigation Projects (Commercial)-	N	Water Resources	..	..	14,81.59	14,81.59	14,81.58	..	..	7,81.32	7,81.32	7,81.25		
	Medium Irrigation Projects	SCSP		..	..	..	..	..	..	..	..	2,49.14	2,49.14	2,30.45	
		TSP		..	..	14,92.76	14,92.76	14,92.76	..	..	..	5,49.59	5,49.59	5,68.35	
	Drainage Improvement Programme (DIP)	N		..	..	91,09.94	91,09.94	90,23.10	..	..	..	56,04.82	56,04.82	55,72.70	
		SCSP		..	..	40,62.97	40,62.97	40,62.96	..	..	..	12,85.08	12,85.08	12,92.57	
		TSP		..	..	6,86.90	6,86.90	6,86.90	..	..	..	..	..	..	..
	Establishment of Topographical Survey and Execution in OFD including RWS and Agricultural Extension	N		..	..	..	..	..	..	..	..	..	7,15.36	7,15.36	7,15.38
	Executive Establishment	N		..	..	..	..	..	..	..	..	..	1,71.68	1,71.68	92.87
	GIA to CADA (Ayacut Development) for Topographical Survey and Investigation	SCSP		..	..	..	..	..	..	..	..	..	1,92.53	1,92.53	1,91.73
GIA to CADA (Ayacut Development) for Topographical Survey and Investigation	TSP	..	..	..	..	..	..	..	..	..	3,34.09	3,34.09	3,34.13		

(₹ in lakh)

**APPENDIX-V**

**PLAN SCHEME EXPENDITURE**

**A - CENTRAL SCHEME (CENTRALLY SPONSORED SCHEMES AND CENTRAL PLAN SCHEMES)**

Government of India (GOI) Scheme	State Scheme	Normal (N)/ Tribal Sub-Plan (TSP)/ Scheduled Caste Sub-Plan (SCSP)	State Programme	2015-16					2014-15						
				GOI Releases	Budget Allocation			Expenditure	Budget Allocation			Expenditure			
					GOI Share	State Share	Total-		GOI Releases	GOI Share	State Share		Total-		
1	2	3	4	5	6	7	8	9	10	11	12	13	14		
Accelerated Irrigation Benefits Programme (AIBP)	GIA to CADA for Construction of Field Channels	N	Water Resources	..	..	..	..	..	..	..	40,23.66	40,23.66	27,35.51		
		SCSP		..	..	..	..	..	..	..	..	23,38.09	23,38.09	31,50.00	
		TSP		..	..	..	..	..	..	..	..	..	33,48.51	33,48.51	39,15.00
	GIA to CADA for Construction of Field Drains	N		..	..	..	..	..	..	..	..	..	3,19.00	3,19.00	3,40.00
		SCSP		..	..	..	..	..	..	..	..	..	88.78	88.78	90.00
		TSP		..	..	..	..	..	..	..	..	..	90.99	90.99	91.00
	GIA to CADA for Crop Demonstration	N		..	..	..	..	..	..	..	..	..	75.00	75.00	48.75
		SCSP		..	..	..	..	..	..	..	..	..	9.27	9.27	62.10
		TSP		..	..	..	..	..	..	..	..	..	16.42	16.42	37.00
	GIA to CADA for Farmers' Training	N		..	..	..	..	..	..	..	..	..	7.56	7.56	6.30
		SCSP		..	..	..	..	..	..	..	..	..	3.61	3.61	6.72
		TSP		..	..	..	..	..	..	..	..	..	3.16	3.16	5.18
	GIA to CADA for Projects Administration	N		..	..	..	..	..	..	..	..	..	1,38.25	1,38.25	40.00
		SCSP		..	..	..	..	..	..	..	..	..	65.92	65.92	20.80
		TSP		..	..	..	..	..	..	..	..	..	81.96	81.96	20.00
	GIA to CADA for Survey Planning and Design	N		..	..	..	..	..	..	..	..	..	1,40.30	1,40.30	1,70.00
		SCSP		..	..	..	..	..	..	..	..	..	85.88	85.88	91.20
		TSP		..	..	..	..	..	..	..	..	..	1,47.00	1,47.00	1,87.00
	Hadua Irrigation Projects (Commercial)-Medium Irrigation Projects	N		..	..	..	5,02.56	5,02.56	5,00.70	..	..	..	59.58	59.58	56.15
		SCSP		..	..	..	..	..	..	..	..	..	4.13	4.13	8.47
Irrigation Buildings Development Programme-Medium Irrigation	N	..	..	..	..	2,78.58	2,78.58	2,75.00	..	..	1,45.00	1,45.00	1,44.42		
	SCSP	..	..	..	..	..	..	..	..	..	..	..	..		
Irrigation Road Improvement Programme-Medium Irrigation	N	..	..	..	..	31,13.07	31,13.07	31,25.34	..	..	..	..	..		
	SCSP	..	..	..	..	22.5	22.5	13.78	..	..	..	..	..		

**APPENDIX-V**

**PLAN SCHEME EXPENDITURE**

**A - CENTRAL SCHEME (CENTRALLY SPONSORED SCHEMES AND CENTRAL PLAN SCHEMES)**

Government of India (GOI) Scheme	State Scheme	Normal (N)/ Tribal Sub-Plan (TSP)/ Scheduled Caste Sub-Plan (SCSP)	State Programme	2015-16					2014-15						
				GOI Releases	Budget Allocation			Expenditure	Budget Allocation			Expenditure			
					GOI Share	State Share	Total-		GOI Releases	GOI Share	State Share		Total-		
1	2	3	4	5	6	7	8	9	10	11	12	13	14		
Accelerated Irrigation Benefits Programme (AIBP)	Kanpur Irrigation Projects (Commercial) Offices under AIBP	N	Water Resources	..	..	32,00.00	32,00.00	25,46.91	..	..	22,22.23	22,22.23	22,22.13		
		SCSP		..	..	35,00.00	35,00.00	28,79.59	..	..	25,95.70	25,95.70	27,61.26		
		TSP		..	..	1,00,00.00	1,00,00.00	93,53.22	..	..	78,31.52	78,31.52	78,26.50		
	Lower Indra Irrigation Projects (Commercial) Offices under AIBP	N		..	..	30,87.33	30,87.33	30,82.39	..	..	38,64.11	38,64.11	37,64.42		
		SCSP		..	..	21,27.94	21,27.94	21,27.91	..	..	15,77.76	15,77.76	15,78.09		
		TSP		..	..	29,90.87	29,90.87	28,90.00	..	..	28,52.27	28,52.27	29,54.83		
	Lower Suktel Irrigation Projects (Commercial) Offices under AIBP	N		..	..	77,10.99	77,10.99	77,06.12	..	..	13,71.61	13,71.61	13,55.67		
		SCSP		..	..	24,58.27	24,58.27	23,49.12	..	..	6,07.30	6,07.30	6,16.42		
		TSP		..	..	64,42.48	64,42.48	64,41.75	..	..	12,52.47	12,52.47	12,53.68		
	Manjore Irrigation Projects (Commercial) Medium Irrigation Projects	N		..	..	13,67.56	13,67.56	13,66.88	..	..	7,91.34	7,91.34	7,91.33		
		SCSP		..	..	3,66.54	3,66.54	3,66.51	..	..	3,23.81	3,23.81	3,23.81		
	Medium Irrigation Projects-General	TSP		..	..	2,50.00	2,50.00	2,50.00	..	..	2,33.87	2,33.87	2,33.87		
		N		..	..	29,93.87	29,93.87	29,53.08	..	..	4,52.50	4,52.50	4,52.58		
		SCSP		..	..	2,00.01	2,00.01	2,00.01	..	..	2,37.10	2,37.10	2,37.10		
	Ong Dam Projects (Comm.)-Medium Irrigation Projects	TSP		..	..	1,00.00	1,00.00	1,00.00	..	..	2,34.50	2,34.50	2,34.49		
		N		..	..	..	..	..	..	..	9.62	9.62	9.20		
		SCSP		..	..	..	..	..	..	..	4,20.87	4,20.87	4,20.86		
	Pipeline Projects (Commercial) Offices under AIBP	N		..	..	..	..	..	..	..	..	..	1,13.64	1,13.64	1,08.74
		SCSP		..	..	..	..	..	..	..	..	..	99.88	99.88	1,05.92
		TSP		..	..	..	..	..	..	..	..	..	..	..	..
Pipeline Projects (Commercial) under WSIDP	N	..	..	11,50.92	11,50.92	11,73.98	..	..	..	..	..	..			

(₹ in lakh)

**APPENDIX-V**

**PLAN SCHEME EXPENDITURE**

**A - CENTRAL SCHEME (CENTRALLY SPONSORED SCHEMES AND CENTRAL PLAN SCHEMES)**

Government of India (GOI) Scheme	State Scheme	Normal (N)/ Tribal Sub-Plan (TSP)/ Scheduled Caste Sub-Plan (SCSP)	State Programme	2015-16					2014-15				
				GOI Releases	Budget Allocation			Expenditure	Budget Allocation			Expenditure	
					GOI Share	State Share	Total-		GOI Releases	GOI Share	State Share		Total-
1	2	3	4	5	6	7	8	9	10	11	12	13	14
Accelerated Irrigation Benefits Programme (AIBP)	Rengali Irrigation Projects (Commercial)	N	Water Resources	..	..	1,14,44.25	1,14,44.25	1,13,41.32	..	..	78,31.08	78,31.08	78,01.47
	Offices under AIBP	SCSP		..	..	34.64.00	34.64.00	34.60.30	..	..	19.53.98	19.53.98	19.55.01
		TSP		..	..	13.06.24	13.06.24	13.06.24	..	..	9.25.24	9.25.24	9.25.23
	Repair Renovation and Restoration of Minor Irrigation Projects	N		..	..	1,15,09.71	1,15,09.71	1,15,08.53	..	..	52,54.13	52,54.13	52,27.89
		SCSP		..	..	42.10.50	42.10.50	42.10.58	..	..	15.83.69	15.83.69	15.62.07
		TSP		..	..	17.87.55	17.87.55	18.31.41	..	..	20.35.80	20.35.80	20.93.40
	Ret Irrigation Projects (Commercial)	N		..	..	24,35.50	24,35.50	25,24.47	..	..	6,57.44	6,57.44	6,57.24
	Offices under AIBP	SCSP		..	..	8.99.23	8.99.23	9.42.33	..	..	3.50.27	3.50.27	3.50.43
		TSP		..	..	17.12.07	17.12.07	15.75.05	..	..	9.73.99	9.73.99	9.73.69
	Rukura Irrigation Projects (Commercial)	N		..	..	13,49.96	13,49.96	13,49.92	..	..	11,31.59	11,31.59	11,39.01
	Offices under AIBP	SCSP		..	..	8.24.03	8.24.03	8.23.98	..	..	12.24.75	12.24.75	12.26.55
		TSP		..	..	37.87.17	37.87.17	37.86.99	..	..	32.80.12	32.80.12	32.80.96
	Subarnarekha Irrigation Projects (Commercial)	N		..	..	57,97.25	57,97.25	57,97.15	..	..	38,27.53	38,27.53	38,21.58
	Offices under AIBP	SCSP		..	..	50.12.61	50.12.61	50.12.83	..	..	56.63.42	56.63.42	56.75.23
		TSP		..	..	1,56,17.19	1,56,17.19	1,53,44.56	..	..	1,81,92.91	1,81,92.91	1,81,31.64
Superintendent Engineer-Establishment	N	..	..	..	..	..	..	..	..	..	9.50	9.50	8.92

(₹ in lakh)

**APPENDIX-V**

**PLAN SCHEME EXPENDITURE**

**A - CENTRAL SCHEME (CENTRALLY SPONSORED SCHEMES AND CENTRAL PLAN SCHEMES)**

Government of India (GOI) Scheme	State Scheme	Normal (N)/ Tribal Sub-Plan (TSP)/ Scheduled Caste Sub-Plan (SCSP)	State Programme	2015-16					2014-15				
				GOI Releases	Budget Allocation			Expenditure	Budget Allocation			Expenditure	
					GOI Share	State Share	Total-		GOI Releases	GOI Share	State Share		Total-
1	2	3	4	5	6	7	8	9	10	11	12	13	14
Accelerated Irrigation Benefits Programme (AIBP)	Telengiri Irrigation Projects (Commercial) Offices under AIBP	N	Water Resources	..	..	19,80.84	19,80.84	19,27.99	..	..	13,62.75	13,62.75	17,53.97
		SCSP		..	..	27,24.23	27,24.23	27,24.23	..	..	9,81.40	9,81.40	9,81.40
		TSP		..	..	50,01.73	50,01.73	50,50.90	..	..	36,43.08	36,43.08	36,42.41
	Titilagarh Irrigation Projects (Commercial)- Medium Irrigation Projects	N		..	..	4,75.12	4,75.12	4,74.46	..	..	15.59	15.59	15.57
		SCSP		..	..	..	..	..	..	..	56.21	56.21	54.79
		TSP		..	..	..	..	..	..	..	69.12	69.12	70.51
	Upper Indravati Projects (Commercial) Offices under AIBP	N		..	..	22,89.95	22,89.95	22,86.80	..	..	29,57.44	29,57.44	26,88.88
		SCSP		..	..	10,57.13	10,57.13	7,27.62	..	..	13,83.62	13,83.62	12,76.65
		TSP		..	..	11,30.00	11,30.00	11,29.78	..	..	15,73.40	15,73.40	15,73.39
Accelerated Irrigation Benefit & Flood Management Programme	Flood Management Programme including Drainage	N	..	1,87,92.00	..	..	..	..	13533.17	..	992.56	992.56	992.56
		SCSP	..	..	..	..	..	..	..	..	317.7	317.7	317.69
<b>Total-Water Resources</b>				<b>1,87,92.00</b>	<b>..</b>	<b>19,96,12.48</b>	<b>19,96,12.48</b>	<b>19,65,86.00</b>	<b>1,38,74.91</b>	<b>..</b>	<b>13,14,69.61</b>	<b>13,14,69.61</b>	<b>13,14,08.95</b>
National Bamboo Mission	National Bamboo Mission	N	Forest and Environment	..	..	4,18.30	4,18.30	4,18.30	..	..	1,92.84	1,92.84	1,92.84
		SCSP		..	..	2,20.08	2,20.08	2,20.08	..	..	1,42.00	1,42.00	1,42.00
		TSP		..	..	1,63.62	1,63.62	1,63.62	..	..	53.30	53.30	53.30
Intensification of Forest Management former Integrated Forest Protection Schemes	Intensification of Forest Management	N	..	..	2,72.00	2,72.00	2,72.00	..	..	2,94.00	2,94.00	2,94.00	
Climate Change Action Plan	Climate Change Action Plan	N	..	..	21.94	21.94	21.94	..	..	..	..	..	

(₹ in lakh)

**APPENDIX-V**

**PLAN SCHEME EXPENDITURE**

**A - CENTRAL SCHEME (CENTRALLY SPONSORED SCHEMES AND CENTRAL PLAN SCHEMES)**

Government of India (GOI) Scheme	State Scheme	Normal (N)/ Tribal Sub-Plan (TSP)/ Scheduled Caste Sub-Plan (SCSP)	State Programme	2015-16					2014-15				
				GOI Releases	Budget Allocation			Expenditure	Budget Allocation			Expenditure	
					GOI Share	State Share	Total-		GOI Releases	GOI Share	State Share		Total-
1	2	3	4	5	6	7	8	9	10	11	12	13	14
National Afforestation Programme (National Mission for a Green India)	Management of Plantation & Forest	TSP	Forest and Environment	11.83	..	7,66.50	7,66.50	7,65.53	..	..	..	..	..
National Afforestation Programme (National Mission for a Green India)	Management of Plantation & Forest	SCSP		48.09	..	1,88.27	1,88.27	1,88.02	..	..	..	..	..
National Afforestation Programme (National Mission for a Green India)	Green India Mission	N		12,08.41	..	3,00.00	3,00.00	3,00.00	20,12.66	..	..	..	..
	Management of Plantation & Forest	N		..	..	7,93.23	7,93.23	7,90.95	..	..	..	..	..
	National Afforestation Programme	N		..	..	15,89.57	15,89.57	15,89.57	..	..	9,59.33	9,59.33	9,59.33
		SCSP		..	..	..	..	..	..	..	4,06.14	4,06.14	4,06.14
		TSP		..	..	..	..	..	..	..	..	4,26.69	4,26.69
Conservation of Natural Resources and Ecosystem	Conservation and Management of Wetland of Chilika Daha Wetland and Kanjia at Nandankanan	N	98.26	..	1,97.00	1,97.00	1,97.00	1,01.68	..	..	..	..	

(₹ in lakh)



**APPENDIX-V**

**PLAN SCHEME EXPENDITURE**

**A - CENTRAL SCHEME (CENTRALLY SPONSORED SCHEMES AND CENTRAL PLAN SCHEMES)**

Government of India (GOI) Scheme	State Scheme	Normal (N)/ Tribal Sub-Plan (TSP)/ Scheduled Caste Sub-Plan (SCSP)	State Programme	2015-16					2014-15					
				GOI Releases	Budget Allocation			Expenditure	Budget Allocation			Expenditure		
					GOI Share	State Share	Total-		GOI Releases	GOI Share	State Share		Total-	
1	2	3	4	5	6	7	8	9	10	11	12	13	14	
Conservation of Natural Resources and Ecosystem	Sustainable Management of Chilka Lake & its Catchment	N	Forest and Environment	..	..	2,11.00	2,11.00	2,11.00	..	..	..	..	..	
Projects Tiger	Satkosia Tiger Reserve	SCSP		5,44.80	..	3,18.93	3,18.93	3,18.93	1,92.09	..	3,15.28	3,15.28	3,15.28	
	Similipal Tiger Reserve	TSP		..	..	6,63.87	6,63.87	6,63.86	5,15.30	..	6,65.31	6,65.31	6,64.29	
Integrated Development of Wild Life Habitats (Restructured)	Integrated Development of Wild Life Habitats	N		3,52.47	..	4,76.37	4,76.37	4,76.37	4,77.00	..	28.19	28.19	30.75	
Integrated Development of Wild Life Habitats (Restructured)	Integrated Development of Wild Life Habitats	SCSP		..	..	..	..	..	26.67	..	24.32	24.32	24.32	
<b>Total-Forest and Environment</b>				<b>22,63.86</b>	<b>..</b>	<b>66,00.68</b>	<b>66,00.68</b>	<b>65,97.15</b>	<b>33,25.40</b>	<b>..</b>	<b>35,07.40</b>	<b>35,07.40</b>	<b>35,08.95</b>	
Coconut Development Board including Technology Mission on Coconut	Technology Mission on Coconut- Establishment of Regional Coconut Nursery	N	Agriculture	..	..	..	..	..	..	..	20.01	20.01	20.01	
		SCSP		..	..	..	..	..	..	..	5.16	5.16	5.16	
	TSP	..		..	..	..	..	..	..	..	7.13	7.13	7.13	
	Operational Cost of IWMP	N		..	..	3.90.00	3.90.00	3.90.00	..	..	..	7.51.22	7.51.22	7.51.22
		SCSP		..	..	..	..	1,10.50	1,10.50	1,10.50	..	..	2,12.85	2,12.85
		TSP	..	..	..	1,49.50	1,49.50	1,49.50	..	..	2,87.96	2,87.96	2,87.96	
National Food Security Mission (Restructured)	National Food Security Mission	N	67,68.35	..	75,33.47	75,33.47	75,33.47	75,33.47	36,04.18	..	33,15.25	33,15.25	33,15.25	
		SCSP	..	..	39,36.65	39,36.65	39,36.65	39,36.65	12.62	..	8,91.38	8,91.38	8,91.38	
		TSP	..	..	20,51.59	20,51.59	20,51.59	20,51.59	17,81.02	..	11,94.38	11,94.38	11,94.38	

(₹ in lakh)

**APPENDIX-V**

**PLAN SCHEME EXPENDITURE**

**A - CENTRAL SCHEME (CENTRALLY SPONSORED SCHEMES AND CENTRAL PLAN SCHEMES)**

Government of India (GOI) Scheme	State Scheme	Normal (N)/ Tribal Sub-Plan (TSP)/ Scheduled Caste Sub-Plan (SCSP)	State Programme	2015-16					2014-15					
				GOI Releases	Budget Allocation			Expenditure	Budget Allocation			Expenditure		
					GOI Share	State Share	Total-		GOI Releases	GOI Share	State Share		Total-	
1	2	3	4	5	6	7	8	9	10	11	12	13	14	
National Horticulture Mission (Restructured)	National Horticulture Mission	N	Agriculture	59.43.00	..	63.08.92	63.08.92	63.08.91	54.84.38	..	52.13.49	52.13.49	52.13.49	
		SCSP		..	..	17.26.02	17.26.02	17.26.02	4.57.92	..	14.52.37	14.52.37	14.52.37	
		TSP		..	..	22,77.65	22,77.65	22,77.65	16,20.84	..	18,80.75	18,80.75	18,80.75	
National Mission on Sustainable Agriculture	National Mission for Sustainable Agriculture	N	Agriculture	15.27.00	..	41.60.49	41.60.49	41.60.49	19.59.93	..	21.04.33	21.04.33	21.04.33	
		SCSP		..	..	14.53.43	14.53.43	14.53.43	4.20.50	..	12.31.34	12.31.34	12.31.34	
		TSP		..	..	14,97.93	14,97.93	14,97.93	1,65.00	..	7,59.12	7,59.12	7,59.12	
	Soil Health Management of National Mission for Sustainable Agriculture	N		..	..	..	..	..	..	..	..	1.32.17	1.32.17	1.32.17
		SCSP		..	..	..	..	..	..	..	..	86.00	86.00	86.00
TSP	..	..	..	..	..	..	..	..	..	98.11	98.11	98.11		
National Oil-Seed and Oil Palm Mission	National Mission on Oilseeds and Oil palm	N	Agriculture	5.57.64	..	5.49.39	5.49.39	5.49.39	7.35.85	..	8.49.69	8.49.69	8.49.69	
		SCSP		..	..	1.83.18	1.83.18	1.83.18	62.31	..	2.05.09	2.05.09	2.05.09	
		TSP		..	..	1,87.48	1,87.48	1,87.48	1,27.45	..	1,67.25	1,67.25	1,67.25	
National Mission on Agriculture Extension and Technology	National Mission on Agriculture Extension and Technology	N	Agriculture	24.26.05	..	72.07.22	72.07.22	72.07.22	56.77.97	..	30.70.10	30.70.10	30.70.10	
		SCSP		..	..	10.62.32	10.62.32	10.62.32	5.74.98	..	7.61.33	7.61.33	7.61.33	
		TSP		..	..	13,71.69	13,71.69	13,71.69	7,65.67	..	10,51.49	10,51.49	10,51.49	
Rashtriya Krishi Vikas Yojana	State Plan Schemes for Rashtriya Krishi Vikas Yojana (RKVY)	N	Agriculture	2.92.36.00	..	2.95.24.61	2.95.24.61	2.95.24.61	4.82.07.00	..	2.90.00.00	2.90.00.00	2.90.00.00	
		SCSP		..	..	83.65.36	83.65.36	83.65.36	..	..	91.95.09	91.95.09	91.95.09	
		TSP		..	..	1,13,17.49	1,13,17.49	1,13,17.49	..	..	1,22,18.01	1,22,18.01	1,22,18.01	
Integrated Water Shed Management Programme (IWMP)	IWMP	N	Agriculture	70,36.21	..	86,52.81	86,52.81	86,52.81	2,44,36.66	..	2,15,56.15	2,15,56.15	2,15,56.14	
		SCSP		..	..	23.88.60	23.88.60	23.88.60	8.03.85	..	62.25.16	62.25.16	62.25.16	
		TSP		..	..	..	..	..	..	..	..	2.23.56	2.23.56	1.95.99

(₹ in lakh)

**APPENDIX-V**

**PLAN SCHEME EXPENDITURE**

**A - CENTRAL SCHEME (CENTRALLY SPONSORED SCHEMES AND CENTRAL PLAN SCHEMES)**

Government of India (GOI) Scheme	State Scheme	Normal (N)/ Tribal Sub-Plan (TSP)/ Scheduled Caste Sub-Plan (SCSP)	State Programme	2015-16					2014-15				
				GOI Releases	Budget Allocation			Expenditure	Budget Allocation			Expenditure	
					GOI Share	State Share	Total-		GOI Releases	GOI Share	State Share		Total-
1	2	3	4	5	6	7	8	9	10	11	12	13	14
Organic Farming in the State	Organic Farming (Horticulture)	N	Agriculture	..	..	1,22.00	1,22.00	1,22.00	..	..	1,38.39	1,38.39	1,38.39
		SCSP		..	..	34.00	34.00	34.00	..	..	56.45	56.45	56.45
		TSP		..	..	44.00	44.00	44.00	..	..	65.16	65.16	65.16
Pradhan Mantri Krishi Sinchayi Yojana (PMKSY)	Pradhanmantri Krishi Sinchayi Yojana (PMKSY)	N	Agriculture	28,70.78	..	15,52.75	15,52.75	15,52.75	..	..	..	..	..
		SCSP		..	..	3,54.95	3,54.95	3,54.95	..	..	..	..	..
		TSP		..	..	3134.22	3134.22	3134.223	..	..	..	..	..
<b>Total-Agriculture</b>				<b>5,63,65.03</b>	<b>..</b>	<b>10,76,48.22</b>	<b>10,76,48.22</b>	<b>10,76,48.22</b>	<b>9,68,98.13</b>	<b>..</b>	<b>10,44,25.94</b>	<b>10,44,25.94</b>	<b>10,43,98.37</b>
Accelerated Rural Water Supply Programme (ARWSP)	ARWSP- Construction of Buildings-Rural Development Department	N	Rural Development	..	..	23,78.09	23,78.09	23,94.73	..	..	18,86.28	18,86.28	18,91.68
		SCSP		..	..	7,06.71	7,06.71	6,95.74	..	..	5,40.78	5,40.78	5,44.18
		TSP		..	..	9,23.98	9,23.98	9,11.64	..	..	7,35.33	7,35.33	7,21.02
	ARWSP	N		..	..	2,00,88.51	2,00,88.51	2,03,15.46	..	..	32,89.94	32,89.94	33,59.49
		SCSP		..	..	56,91.63	56,91.63	54,87.68	..	..	11,19.68	11,19.68	10,96.17
		TSP		..	..	77,04.50	77,04.50	76,79.08	..	..	7,15.01	7,15.01	6,66.94
Backward Regions Grant Fund (BRGF-KBK)(Finance Ministry)	Special Programme for KBK Districts under BRGF	N	Rural Development	..	..	30,37.15	30,37.15	30,37.15	..	..	55,60.88	55,60.88	55,32.98
		SCSP		..	..	..	6,38.73	6,40.48	..	..	16,42.39	16,42.39	16,99.25
		TSP		..	..	10,49.63	10,49.63	10,51.37	..	..	22,10.98	22,10.98	21,81.03
National Rural Drinking Water Programme	Grants towards NRDWP	N	Rural Development	1,03,18.94	..	2,02,20.53	2,02,20.53	1,97,13.86	2,19,83.40	..	2,58,27.42	2,58,27.42	2,58,27.42
		SCSP		..	..	79,74.81	79,74.81	79,74.81	1,28.45	..	72,87.79	72,87.79	72,87.79
		TSP		..	..	69,00.00	69,00.00	69,00.00	47,45.65	..	96,04.43	96,04.43	96,04.43
Nirmal Bharat Abhiyan	Nirmal Bharat Abhiyan	N	Rural Development	5,71,99.77	..	6,19,79.89	6,19,79.89	6,19,79.89	66,09.10	..	4,67,86.02	4,67,86.02	40,12.28
		SCSP		..	..	1,59,44.19	1,59,44.19	1,59,44.19	..	..	1,32,56.04	1,32,56.04	15,41.89
		TSP		..	..	1,73,25.54	1,73,25.54	1,73,25.54	..	..	1,79,34.64	1,79,34.64	32,23.83

(₹ in lakh)

**APPENDIX-V**

**PLAN SCHEME EXPENDITURE**

**A - CENTRAL SCHEME (CENTRALLY SPONSORED SCHEMES AND CENTRAL PLAN SCHEMES)**

Government of India (GOI) Scheme	State Scheme	Normal (N)/ Tribal Sub-Plan (TSP)/ Scheduled Caste Sub-Plan (SCSP)	State Programme	2015-16					2014-15				
				GOI Releases	Budget Allocation			Expenditure	Budget Allocation			Expenditure	
					GOI Share	State Share	Total-		GOI Releases	GOI Share	State Share		Total-
1	2	3	4	5	6	7	8	9	10	11	12	13	14
Pradhan Mantri Gramin Sadak Yojana ( PMGSY)	Grants to Odisha State Rural Road Authority towards Pradhan Mantri Gram Sadak Yojana	N	Rural Development	13,82,70.00	..	22,38,33.00	22,38,33.00	22,38,33.00	10,51,50.00	..	16,78,10.00	16,78,10.00	11,51,50.01
<b>Total-Rural Development</b>				<b>20,57,88.71</b>	<b>..</b>	<b>39,63,96.89</b>	<b>39,63,96.89</b>	<b>39,58,84.62</b>	<b>13,86,16.60</b>	<b>..</b>	<b>30,62,07.61</b>	<b>30,62,07.61</b>	<b>18,43,40.40</b>
Sericulture	Odisha State Sericulture Research and Training Institute	N	Handlooms, Textiles and Handicrafts	..	..	3,10.99	3,10.99	3,10.99	..	..	..	..	..
Handlooms	Promotion of Sericulture Industries and Development of Tassar Culture	N		..	..	1,53.27	1,53.27	1,53.27	..	..	18.09	18.09	18.09
		SCSP		..	..	60.99	60.99	60.99	..	..	..	..	..
	Upgradation of Tassar Seed Infrastructure	TSP		..	..	9,13.37	9,13.37	9,13.37	..	..	4,08.00	4,08.00	4,08.00
		N		..	..	40.00	40.00	40.00	..	..	81.47	81.47	81.47
Integrated Handloom Development Schemes	10 per cent One Time Rebate on Sale of Handloom Clothes	SCSP		..	..	40.00	40.00	40.00	..	..	69.73	69.73	69.73
		TSP		..	..	3,20.00	3,20.00	3,20.00	..	..	3,48.80	3,48.80	3,48.80
	Loans and Advances to Co-operatives	N		..	..	10,10.00	10,10.00	10,09.74	..	..	9,68.58	9,68.58	9,68.58
		SCSP		..	..	3,50.00	3,50.00	3,50.00	..	..	4,51.42	4,51.42	4,51.42
Marketing Support and Services	Marketing Support and Services	TSP		..	..	1,40.00	1,40.00	1,40.00	..	..	80.00	80.00	80.00
		N	..	..	..	..	..	..	..	64.09	64.09	64.09	
Marketing Support and Services	Marketing Support and Services	N	..	..	2.98	2.98	2.98	..	..	3.00	3.00	3.00	
		SCSP	..	..	0.52	0.52	0.52	..	..	0.50	0.50	0.50	

(₹ in lakh)

**APPENDIX-V**

**PLAN SCHEME EXPENDITURE**

**A - CENTRAL SCHEME (CENTRALLY SPONSORED SCHEMES AND CENTRAL PLAN SCHEMES)**

Government of India (GOI) Scheme	State Scheme	Normal (N)/ Tribal Sub-Plan (TSP)/ Scheduled Caste Sub-Plan (SCSP)	State Programme	2015-16					2014-15					
				GOI Releases	Budget Allocation			Expenditure	Budget Allocation			Expenditure		
					GOI Share	State Share	Total-		GOI Releases	GOI Share	State Share		Total-	
1	2	3	4	5	6	7	8	9	10	11	12	13	14	
National Handloom Development Programme	National Handloom Development Programme	N	Handlooms, Textiles and Handicrafts	..	..	6,79.37	6,79.37	6,79.37	11.66	..	71.84	71.84	71.83	
		SCSP		..	..	64.26	64.26	64.26	1.90	..	1.90	1.90	1.90	
		TSP		..	..	25.70	25.70	25.70	0.44	..	0.44	0.44	0.44	
Catalytic Development Programme under Sericulture	Catalyst Development Programme under Sericulture	N		..	..	..	..	..	2,73.49	..	1,65.00	1,65.00	1,65.00	
		SCSP		..	..	..	..	..	..	..	66.64	66.64	66.64	
		TSP		..	..	..	..	..	..	..	..	2,55.78	2,55.78	2,55.78
<b>Total-Handlooms, Textiles and Handicrafts</b>				..	..	<b>41,11.45</b>	<b>41,11.45</b>	<b>41,11.18</b>	<b>2,87.49</b>	..	<b>30,55.28</b>	<b>30,55.28</b>	<b>30,55.28</b>	
Promotion and Dissemination of Art and Culture	Development of Netaji Birth Place Museum	N	Tourism and Culture	..	..	..	..	..	..	..	0.01	0.01	..	
	Establishment of Kalamandap	N		..	..	..	..	..	..	..	..	0.01	0.01	..
	Grants to Indigent Artists	N		..	..	8.00	8.00	8.00	..	..	..	8.00	8.00	4.20
Infrastructure Development for Destination and Circuits	Infrastructure Development of Tourist Destination and Circuit	N		..	..	11,76.00	11,76.00	11,76.00	7,39.19	..	9,32.50	9,32.50	9,32.44	
<b>Total-Tourism and Culture</b>				..	..	<b>11,84.00</b>	<b>11,84.00</b>	<b>11,84.00</b>	<b>7,39.19</b>	..	<b>9,40.50</b>	<b>9,40.50</b>	<b>9,36.64</b>	

(₹ in lakh)

**APPENDIX-V**

**PLAN SCHEME EXPENDITURE**

**A - CENTRAL SCHEME (CENTRALLY SPONSORED SCHEMES AND CENTRAL PLAN SCHEMES)**

Government of India (GOI) Scheme	State Scheme	Normal (N)/ Tribal Sub-Plan (TSP)/ Scheduled Caste Sub-Plan (SCSP)	State Programme	2015-16					2014-15				
				GOI Releases	Budget Allocation			Expenditure	Budget Allocation			Expenditure	
					GOI Share	State Share	Total-		GOI Releases	GOI Share	State Share		Total-
1	2	3	4	5	6	7	8	9	10	11	12	13	14
Integrated Sample Survey	Integrated Sample Survey on Estimation of Production of Milk, Egg , Wool and Meat	N	Fisheries and Animal Resources Development	..	..	..	..	..	1.00	..	..	..	57.83
National Schemes of Welfare of Fishermen Fisheries Training and Extension including New Components	Fisheries Hub at Kausalyagang	N		..	..	..	..	..	15.00	..	2,00.00	2,00.00	2,00.00
	Grants-in-Aid Savings-cum-Relief Fund for Fishermen	SCSP		..	..	..	..	..	..	..	30.00	30.00	30.00
	Organisation of Skill Upgradation Training and Awareness Meet	N		..	..	..	..	..	..	..	65.00	65.00	65.00
	Welfare Programme for Fishermen - Subsidy to Fishermen on Accident Insurance	N		..	..	..	..	..	..	..	140.5	140.5	70.25
		SCSP		..	..	..	..	..	..	..	46.60	46.60	23.30
		TSP		..	..	..	..	..	..	..	38.12	38.12	19.07
	Organisation of Skill Upgradation Training and Awareness Meet	N		..	..	65.00	65.00	65.00	..	..	..	..	..
	Welfare Programme for Fishermen - Subsidy to Fishermen on Accident Insurance	N		..	..	66.46	66.46	66.45	..	..	..	..	..
	SCSP		..	..	25.90	25.90	25.90	..	..	..	..	..	
	TSP		..	..	24.20	24.20	24.20	..	..	..	..	..	

(₹ in lakh)

**APPENDIX-V**

**PLAN SCHEME EXPENDITURE**

**A - CENTRAL SCHEME (CENTRALLY SPONSORED SCHEMES AND CENTRAL PLAN SCHEMES)**

Government of India (GOI) Scheme	State Scheme	Normal (N)/ Tribal Sub-Plan (TSP)/ Scheduled Caste Sub-Plan (SCSP)	State Programme	2015-16					2014-15					
				GOI Releases	Budget Allocation			Expenditure	Budget Allocation			Expenditure		
					GOI Share	State Share	Total-		GOI Releases	GOI Share	State Share		Total-	
1	2	3	4	5	6	7	8	9	10	11	12	13	14	
National Livestock Management Programme	National Livestock Management Programme	N	Fisheries and Animal Resources Development	..	..	5.87.13	5.87.13	5.87.13	..	..	5.61.82	5.61.82	5.61.81	
		SCSP		..	..	2.01.35	2.01.35	2.01.35	..	..	1.60.70	1.60.70	1.59.81	
		TSP		..	..	2,25.06	2,25.06	2,25.06	..	..	2,28.71	2,28.71	2,28.22	
		N		..	..	1,08.94	1,08.94	1,08.94	..	..	..	..	..	..
		SCSP		..	..	30.86	30.86	30.86	..	..	..	..	..	..
	Animal Husbandry Extension Service through Mobile Advisory	TSP	..	..	41.76	41.76	41.76	..	..	..	..	..	..	
National Livestock Health and Disease Control Programme	National Livestock Health and Disease Control Programme	N	9,13.54	..	4,74.10	4,74.10	4,74.10	5,03.79	..	10,64.87	10,64.87	10,64.87		
		SCSP	..	..	1,34.33	1,34.33	1,34.33	6.00	..	3,01.17	3,01.17	3,01.17		
		TSP	..	..	1,81.72	1,81.72	1,81.72	..	..	4,07.71	4,07.71	4,07.71		
Development of Inland Fisheries and Aquaculture	Development of Brackish Water Aquaculture through FFDA	N	..	..	..	..	..	5,28.52	..	1,23.20	1,23.20	1,23.20		
		SCSP	..	..	..	..	..	1,62.63	..	45.84	45.84	45.84		
		TSP	..	..	..	..	..	..	..	0.62	0.62	0.62		
	Development of Fresh Water	N	..	..	..	..	..	..	..	5,81.50	5,81.50	5,81.50		
		SCSP	..	..	..	..	..	..	..	1,71.00	1,71.00	1,71.00		
Development of Shore Base Facilities	N	..	..	..	..	..	4,44.40	..	..	..	..			
Development of Marine Fisheries, Infrastructure and Post Harvest Operations	Subsidy towards Motorisation of Traditional Craft	N	..	..	..	..	..	..	..	4,88.79	4,88.79	4,88.79		
	Upgradation and Modernisation of FH/FLCS	N	..	..	..	..	..	..	..	2,66.67	2,66.67	2,66.67		
National Plan for Dairy Development	National Plan for Dairy Development	SCSP	..	..	1,06.99	1,06.99	1,06.99	..	..	..	..	..		
<b>Total-Fisheries and Animal Resources Development</b>				<b>9,13.54</b>	<b>..</b>	<b>22,73.80</b>	<b>22,73.80</b>	<b>22,73.79</b>	<b>21,87.03</b>	<b>..</b>	<b>49,22.82</b>	<b>49,22.82</b>	<b>48,66.64</b>	

(₹ in lakh)

**APPENDIX-V**

**PLAN SCHEME EXPENDITURE**

**A - CENTRAL SCHEME (CENTRALLY SPONSORED SCHEMES AND CENTRAL PLAN SCHEMES)**

Government of India (GOI) Scheme	State Scheme	Normal (N)/ Tribal Sub-Plan (TSP)/ Scheduled Caste Sub-Plan (SCSP)	State Programme	2015-16					2014-15				
				GOI Releases	Budget Allocation			Expenditure	GOI Releases	Budget Allocation			Expenditure
					GOI Share	State Share	Total-			GOI Share	State Share	Total-	
1	2	3	4	5	6	7	8	9	10	11	12	13	14
Weather Based Crop Insurance	Indemnity Bond for Weather Based Crop Insurance- State's Matching Share	N	Co-operation	..	..	95,00.00	95,00.00	95,00.00	..	..	95,00.00	95,00.00	95,00.00
		SCSP		..	..	37,00.00	37,00.00	37,00.00	..	..	28,20.00	28,20.00	28,20.00
		TSP		..	..	28,00.00	28,00.00	28,00.00	..	..	36,80.00	36,80.00	36,80.00
<b>Total-Co-operation</b>				..	..	<b>1,60,00.00</b>	<b>1,60,00.00</b>	<b>1,60,00.00</b>	..	..	<b>1,60,00.00</b>	<b>1,60,00.00</b>	<b>1,60,00.00</b>
Women's Helpline	Women's Helpline	N	Women and Child Development	28.86	..	28.86	28.86	28.86	..	..	..	..	..
Umbrella Schemes for Protection and Development of Woman	State Resources Centre for Women	N		..	..	33.15	33.15	33.15	20.07	..	23.01	23.01	15.01
National Social Assistance Programme (NSAP)	Indira Gandhi National Disable Pension Schemes	N		29,36.28	..	18,93.10	18,93.10	18,93.10	..	..	..	..	..
		SCSP		..	..	5,36.36	5,36.36	5,36.36	..	..	..	..	..
		TSP		..	..	7,22.33	7,22.33	7,22.33	..	..	..	..	..
National Social Assistance Programme (NSAP)	National Family Benefit Schemes	N		63,59.48	..	26,20.60	26,20.60	26,20.60	4,25,66.22	..	28,96.80	28,96.80	28,96.80
		SCSP		..	..	7,42.00	7,42.00	7,42.00	1,04,84.52	..	8,22.87	8,22.87	8,22.87
		TSP		..	..	10,05.40	10,05.40	10,05.40	..	..	11,12.93	11,12.93	11,12.93
National Social Assistance Programme (NSAP)	Indira Gandhi National Widow Pension Schemes	N		1,33,11.52	..	1,13,82.57	1,13,82.57	1,13,82.57	..	..	..	..	..
		SCSP	..	..	31,60.16	31,60.16	31,60.16	..	..	..	..	..	
		TSP	..	..	43,42.99	43,42.99	43,42.99	..	..	..	..	..	
National Social Assistance Programme (NSAP)	National Old Age Pension to Destitutes	N	5,13,26.76	..	3,28,76.44	3,28,76.44	3,28,55.93	..	..	3,30,97.66	3,30,97.66	3,30,97.21	
		SCSP	..	..	91,88.79	91,88.79	91,88.79	..	..	92,40.31	92,40.31	92,55.69	
		TSP	..	..	1,24,31.83	1,24,31.83	1,24,52.33	..	..	1,25,01.55	1,25,01.55	1,25,01.55	

(₹ in lakh)



**APPENDIX-V**

**PLAN SCHEME EXPENDITURE**

**A - CENTRAL SCHEME (CENTRALLY SPONSORED SCHEMES AND CENTRAL PLAN SCHEMES)**

Government of India (GOI) Scheme	State Scheme	Normal (N)/ Tribal Sub-Plan (TSP)/ Scheduled Caste Sub-Plan (SCSP)	State Programme	2015-16					2014-15				
				GOI Releases	Budget Allocation			Expenditure	Budget Allocation			Expenditure	
					GOI Share	State Share	Total-		GOI Releases	GOI Share	State Share		Total-
1	2	3	4	5	6	7	8	9	10	11	12	13	14
National Programme for Persons with Disabilities	Implementation of Persons With Disabilities Act 1995	N	Women and Child Development	..	..	1,37.50	1,37.50	1,37.50	..	..	..	..	..
Integrated Child Development Services ( ICDS) Schemes	Implementation of ICDS Training Programme	N		3,83.68	..	10,33.42	10,33.42	10,33.41	4,13.34	..	4,49.73	4,49.73	4,49.39
	Supplementary Nutrition Programme under ICDS	N		1,15,70.64	..	4,44,48.57	4,44,48.57	4,44,48.57	78,39.36	..	4,00,47.53	4,00,47.53	3,97,82.82
		SCSP		..	..	1,44,97.19	1,44,97.19	1,44,97.19	58,75.55	..	1,29,74.78	1,29,74.78	1,29,74.78
	Integrated Child Development Service Schemes	TSP		..	..	1,69,13.92	1,69,13.92	1,69,13.92	19,12.82	..	1,52,16.07	1,52,16.07	1,54,80.78
		N		5,36,89.38	..	3,32,69.22	3,32,69.22	3,32,77.39	5,93,17.76	..	3,77,73.39	3,77,73.39	3,77,83.32
		SCSP		..	..	1,02,16.40	1,02,16.40	1,02,16.40	1,05,37.72	..	87,63.74	87,63.74	87,73.73
	TSP		..	..	2,17,66.48	2,17,66.48	2,17,65.94	16,15.18	..	1,95,85.22	1,95,85.22	1,95,68.09	
National Mission for Empowerment of Women including IGMSY	Financial Assistance and Support Services to Rape Victims	N		16,51.03	..	..	..	..	18,14.71	..	..	..	..
	Indira Gandhi Matritva Sahayog Yojana	N		..	..	7,98.42	7,98.42	7,98.42	..	..	17,96.57	17,96.57	17,96.57
		SCSP		..	..	4,11.31	4,11.31	4,11.31	..	..	..	..	..
		TSP		..	..	12,09.74	12,09.74	12,09.74	..	..	..	..	..
	Village Level Convergence and Facilitation Service	N		..	..	14.20	14.20	14.20	..	..	..	..	..

(₹ in lakh)

**APPENDIX-V**

**PLAN SCHEME EXPENDITURE**

**A - CENTRAL SCHEME (CENTRALLY SPONSORED SCHEMES AND CENTRAL PLAN SCHEMES)**

Government of India (GOI) Scheme	State Scheme	Normal (N)/ Tribal Sub-Plan (TSP)/ Scheduled Caste Sub-Plan (SCSP)	State Programme	2015-16					2014-15				
				GOI Releases	Budget Allocation			Expenditure	Budget Allocation			Expenditure	
					GOI Share	State Share	Total-		GOI Releases	GOI Share	State Share		Total-
1	2	3	4	5	6	7	8	9	10	11	12	13	14
Integrated Child Protection Schemes (ICPS)	ICPS	N	Women and Child Development	33,09.07	..	63,80.03	63,80.03	63,80.03	25,44.83	..	26,29.34	26,29.34	26,29.34
Backward Regions Grant Fund (BRGF) ( State Component)- Special Plan for KBK	Special Plan for KBK Districts under BRGF	N	Women and Child Development	..	..	3,34.13	3,34.13	..	..	..	8,22.47	8,22.47	8,22.47
		SCSP		..	..	0.01	0.01	..	..	..	2,65.84	2,65.84	2,65.84
		TSP		..	..	0.01	0.01	..	..	..	6,27.68	6,27.68	6,27.68
Rajiv Gandhi Schemes for Empowerment of Adolescent Girls (SABLA)	Rajiv Gandhi Schemes for Empowerment of Adolescent Girls	N		35,43.34	..	46,43.28	46,43.28	46,43.28	35,28.36	..	40,32.67	40,32.67	40,32.67
		SCSP		..	..	9,76.87	9,76.87	9,76.87	..	..	13,21.22	13,21.22	13,21.22
		TSP		..	..	14,69.44	14,69.44	14,69.44	..	..	16,01.45	16,01.45	16,01.45
Beti Bachao Beti Padhao Campaign	Beti Bachao Beti Padhao	N	26.66	..	26.66	26.66	44.8	..	..	..	..	..	
One Step Centre	One Stop Centre	N	10.28	..	16.10	16.10	16.10	..	..	..	..	..	
<b>Total-Women and Child Development</b>				<b>14,81,46.98</b>	..	<b>23,95,27.48</b>	<b>23,95,27.48</b>	<b>23,92,19.08</b>	<b>14,84,70.44</b>	..	<b>20,76,02.83</b>	<b>20,76,02.83</b>	<b>20,76,12.21</b>
National e-Governance Action Plan (NeGAP) (ACA)	Implementation of e-Governance Projects as per the National e-Governance Programme Onetime ACA	N	Electronics & Information Technology	..	..	..	..	..	36,09.68	..	19,09.68	19,09.68	19,09.68
<b>Total-Electronics &amp; Information Technology</b>				..	..	..	..	..	<b>36,09.68</b>	..	<b>19,09.68</b>	<b>19,09.68</b>	<b>19,09.68</b>

(₹ in lakh)

**APPENDIX-V**

**PLAN SCHEME EXPENDITURE**

**A - CENTRAL SCHEME (CENTRALLY SPONSORED SCHEMES AND CENTRAL PLAN SCHEMES)**

Government of India (GOI) Scheme	State Scheme	Normal (N)/ Tribal Sub-Plan (TSP)/ Scheduled Caste Sub-Plan (SCSP)	State Programme	2015-16					2014-15				
				GOI Releases	Budget Allocation			Expenditure	Budget Allocation			Expenditure	
					GOI Share	State Share	Total-		GOI Releases	GOI Share	State Share		Total-
1	2	3	4	5	6	7	8	9	10	11	12	13	14
<i>Rashtriya Uchchatar Shiksha Abhiyan (RUSA)- Strategic Assistance for State Higher Education</i>	<i>Rashtriya Uchchatar Shiksha Abhiyan (RUSA)- Higher Education</i>	TSP	Higher Education	6,81.75	..	11,31.23	11,31.23	11,31.23	3,31.26	..	3,90.00	3,90.00	3,90.00
		SCSP		13,63.50	..	22,52.45	22,52.45	22,52.45	6,62.53	..	7,80.00	7,80.00	7,80.00
		N		1,10,17.37	..	1,23,16.32	1,23,16.32	1,23,16.32	42,30.26	..	1,14,26.8	1,14,26.8	58,38.80
National Service Schemes (NSS)	National Service Schemes (NSS)	N		..	..	..	..	..	..	..	10,96.32	10,96.32	2,74.66
		SCSP		..	..	..	..	..	45.59	..	78.15	78.15	78.15
		TSP		..	..	..	..	..	60.78	..	1,04.20	1,04.20	1,04.19
	Bharat Scouts and Guides	N		..	..	20.00	20.00	20.00	1,60.22	..	20.00	20.00	20.00
<b>Total-Higher Education</b>				<b>1,30,62.62</b>	<b>..</b>	<b>1,57,20.00</b>	<b>1,57,20.00</b>	<b>1,57,20.00</b>	<b>54,90.63</b>	<b>..</b>	<b>1,38,95.47</b>	<b>1,38,95.47</b>	<b>74,85.80</b>
Technical Education Quality Improvement Programme (TEQIP) (Existing and New Phase)	Technical Education Quality Improvement Programme (TEQIP) Phase-II	N	Skill Development and Technical Education	3,75.00	..	5,00.00	5,00.00	5,00.00	4,57.50	..	6,35.00	6,35.00	6,35.00
<i>Rashtriya Uchchatar Shiksha Abhiyan (RUSA)- Strategic Assistance for State Higher Education</i>	Community Development through Polytechnics (CDTP)	N		11017.37	..	43.11	43.11	43.11	..	..	29.45	29.45	29.45
		SCSP		1363.5	..	12.03	12.03	12.03	..	..	2.85	2.85	2.85
	Construction of Women's Hostel	TSP		6,81.75	..	13.86	13.86	13.86	..	..	5.70	5.70	5.70
		SCSP		..	..	5.91	5.91	5.91	..	..	37.21	37.21	35.45
		TSP		..	..	7.55	7.55	7.55	..	..	27.66	27.66	26.95
		N		..	..	19.36	19.36	19.36	..	..	84.61	84.61	84.21
		Establishment of New Polytechnics	N		..	..	23,03.36	23,03.36	23,03.36	..	..	18,81.54	18,81.54
SCSP			..	..	7,02.72	7,02.72	7,02.72	..	..	5,30.57	5,30.57	5,30.57	
	TSP		..	..	8,97.92	8,97.92	8,97.92	..	..	6,87.89	6,87.89	6,87.89	

(₹ in lakh)

**APPENDIX-V**

**PLAN SCHEME EXPENDITURE**

**A - CENTRAL SCHEME (CENTRALLY SPONSORED SCHEMES AND CENTRAL PLAN SCHEMES)**

Government of India (GOI) Scheme	State Scheme	Normal (N)/ Tribal Sub-Plan (TSP)/ Scheduled Caste Sub-Plan (SCSP)	State Programme	2015-16					2014-15					
				GOI Releases	Budget Allocation			Expenditure	Budget Allocation			Expenditure		
					GOI Share	State Share	Total-		GOI Releases	GOI Share	State Share		Total-	
1	2	3	4	5	6	7	8	9	10	11	12	13	14	
<i>Rashtriya Uchchatar Shiksha Abhiyan</i> (RUSA)- Strategic Assistance for State Higher Education	Upgradation of Existing Polytechnics	N	Skill Development and Technical Education	..	..	64.90	64.90	64.90	..	..	6,47.86	6,47.86	6,47.86	
		SCSP		..	..	19.80	19.80	19.80	..	..	1,45.37	1,45.37	1,45.37	
		TSP		..	..	25.30	25.30	25.30	..	..	96.77	96.77	96.77	
	Infrastructure Development of Government Engineering/ Professional Colleges	N		..	..	206.5	206.5	206.5	..	..	..	..	..	..
		SCSP		..	..	63.00	63.00	63.00	..	..	..	..	..	..
		TSP		..	..	80.50	80.50	80.50	..	..	..	..	..	..
		N		..	..	11,80.00	11,80.00	11,80.00	..	..	..	..	..	..
	SCSP	..	..	3,60.00	3,60.00	3,60.00	..	..	..	..	..	..		
	TSP	..	..	4,60.00	4,60.00	4,60.00	..	..	..	..	..	..		
Skill Development Mission	Establishment of Model Career Centre at District Employment Office	N	..	1,78.52	..	28.54	28.54	28.54	..	..	..	..	..	
	Implementation of Skill Development Initiative	N	..	..	..	68.13	68.13	68.13	..	..	63.24	63.24	63.24	
		SCSP	..	..	..	..	20.79	20.79	20.79	64.61	..	15.31	15.31	15.31
		TSP	..	..	..	..	26.56	26.56	26.56	99.07	..	27.60	27.60	27.60
	Skill Development of Youth in LWE Affected Districts	N	..	..	..	..	..	..	..	..	..	6,57.61	6,57.61	6,57.61
		SCSP	..	..	..	..	..	..	..	..	..	1,84.02	1,84.02	1,84.02
	TSP	..	..	..	..	..	..	..	..	..	2,40.85	2,40.85	2,40.85	
Upgradation of Existing ITIs in to Center of Excellence	N	..	..	..	..	1,55.09	1,55.09	1,55.09	..	..	4,06.33	4,06.33	3,43.09	
	SCSP	..	..	..	..	..	..	..	..	..	1,09.91	1,09.91	94.6	
	TSP	..	..	..	..	1,38.00	1,38.00	1,38.00	..	..	1,59.15	1,59.15	1,31.55	

(₹ in lakh)

**APPENDIX-V**

**PLAN SCHEME EXPENDITURE**

**A - CENTRAL SCHEME (CENTRALLY SPONSORED SCHEMES AND CENTRAL PLAN SCHEMES)**

Government of India (GOI) Scheme	State Scheme	Normal (N)/ Tribal Sub-Plan (TSP)/ Scheduled Caste Sub-Plan (SCSP)	State Programme	2015-16					2014-15				
				GOI Releases	Budget Allocation			Expenditure	Budget Allocation			Expenditure	
					GOI Share	State Share	Total-		GOI Releases	GOI Share	State Share		Total-
1	2	3	4	5	6	7	8	9	10	11	12	13	14
Skill Development Mission	Establishment of Multi Skill Development Centres	N	Skill Development and Technical Education	..	..	..	..	..	10,62.46	..	..	..	..
<b>Total-Skill Development and Technical Education</b>				<b>1,36,16.14</b>	..	<b>74,02.93</b>	<b>74,02.93</b>	<b>74,02.93</b>	<b>16,83.65</b>	..	<b>66,76.50</b>	<b>66,76.50</b>	<b>65,67.48</b>
Assistance to States for Infrastructure Development for Exports (ASIDE)	Assistance to States for Infrastructure Development for Export (ASIDE)	N	Micro, Small and Medium Enterprises	..	..	..	..	..	18,00.00	..	15,33.00	15,33.00	15,33.00
National Mission on Food Processing	National Mission on Food Processing	N		..	..	5,14.00	5,14.00	..	5,80.26	..	7,73.68	7,73.68	7,73.68
<b>Total-Micro, Small and Medium Enterprises</b>				..	..	<b>5,14.00</b>	<b>5,14.00</b>	..	<b>23,80.26</b>	..	<b>23,06.68</b>	<b>23,06.68</b>	<b>23,06.68</b>
<b>Total-State expenditure under different Central Schemes (A C A To state Plan schemes)</b>				<b>1,06,70,66.22</b>	..	<b>2,06,86,10.97</b>	<b>2,06,86,10.97</b>	<b>2010059.04</b>	<b>1,00,67,07.85</b>	..	<b>1,53,76,94.43</b>	<b>1,53,76,94.43</b>	<b>1,43,29,99.69</b>
National Rural Health Mission (NRHM)-(CSS)	Regional Institute of Paramedical Science (RIPS)-SMS	N	Health and Family Welfare	..	..	..	..	..	..	..	0.10	0.10	..
System Strengthening including Emergency Medical Relief Disaster Management	Emergency Medical Ambulance Services-SMS	N		..	..	18,00.00	18,00.00	18,00.00	..	..	16,75.93	16,75.93	16,75.93
		SCSP		..	..	14,00.00	14,00.00	14,00.00	..	..	9,53.04	9,53.04	9,53.04
		TSP		..	..	20,00.00	20,00.00	20,00.00	..	..	20,06.35	20,06.35	20,06.35
<b>Total-Health and Family Welfare</b>				..	..	<b>52,00.00</b>	<b>52,00.00</b>	<b>52,00.00</b>	..	..	<b>46,35.42</b>	<b>46,35.42</b>	<b>46,35.32</b>

**APPENDIX-V**

**PLAN SCHEME EXPENDITURE**

**A - CENTRAL SCHEME (CENTRALLY SPONSORED SCHEMES AND CENTRAL PLAN SCHEMES)**

Government of India (GOI) Scheme	State Scheme	Normal (N)/ Tribal Sub-Plan (TSP)/ Scheduled Caste Sub-Plan (SCSP)	State Programme	2015-16					2014-15				
				GOI Releases	Budget Allocation			Expenditure	GOI Releases	Budget Allocation			Expenditure
					GOI Share	State Share	Total-			GOI Share	State Share	Total-	
1	2	3	4	5	6	7	8	9	10	11	12	13	14
Swarnajayanti Gram Swarozgar Yojana (SJGSY)	SJGSY-DRDA Administration	TSP	Panchayati Raj	..	..	..	..	..	..	..	12.92	12.92	12.92
		N		..	..	..	..	..	..	..	1,01.49	1,01.49	1,01.49
		SCSP		..	..	..	..	..	..	..	..	40.59	40.59
SJGSY	SJGSY (DRDA Administration-Headquarters Cell)	N		..	..	..	..	..	..	..	1,99.16	1,99.16	1,99.03
<b>Total- Panchayati Raj</b>				..	..	..	..	..	..	..	<b>3,54.16</b>	<b>3,54.16</b>	<b>3,54.03</b>
Industrial Infrastructure Upgradation Schemes	Upgradation of Industrial Infrastructure at Plastic Polymer and Allied Cluster at Balasore under IIUS-SMS	N	Industries	..	..	2,23.00	2,23.00	2,23.00	..	..	1,00.00	1,00.00	1,00.00
	Upgradation of Industrial Infrastructure Facilities in Steel and Metallurgical Cluster under IIUS-SMS	N		..	..	7,10.00	7,10.00	7,10.00	..	..	2,00.00	2,00.00	2,00.00
<b>Total-Industries</b>				..	..	<b>9,33.00</b>	<b>9,33.00</b>	<b>9,33.00</b>	..	..	<b>3,00.00</b>	<b>3,00.00</b>	<b>3,00.00</b>
Rajiv Gandhi Grameen Vidyuti Karan Yojana	Rajiv Gandhi Grameen Vidyuti Karan Yojana	N	Energy	..	..	4,71.70	4,71.70	4,71.70	..	..	..	..	..
		SCSP		..	..	3,68.30	3,68.30	3,68.30	..	..	..	..	..
		TSP		..	..	20,70.00	20,70.00	20,70.00	..	..	..	..	..
<b>Total-Energy</b>				..	..	<b>29,10.00</b>	<b>29,10.00</b>	<b>29,10.00</b>	..	..	..	..	..

(₹ in lakh)

**APPENDIX-V**

**PLAN SCHEME EXPENDITURE**

**A - CENTRAL SCHEME (CENTRALLY SPONSORED SCHEMES AND CENTRAL PLAN SCHEMES)**

Government of India (GOI) Scheme	State Scheme	Normal (N)/ Tribal Sub-Plan (TSP)/ Scheduled Caste Sub-Plan (SCSP)	State Programme	2015-16					2014-15				
				GOI Releases	Budget Allocation			Expenditure	Budget Allocation			Expenditure	
					GOI Share	State Share	Total-		GOI Releases	GOI Share	State Share		Total-
1	2	3	4	5	6	7	8	9	10	11	12	13	14
Handicrafts Infrastructure and Technical Development Schemes	Infrastructure & Technology Development for Handicraft Industries	N	Handlooms, Textiles and Handicrafts	3,00.00	..	1,00.00	1,00.00	..	..	..	..	..	..
<b>Total-Handlooms, Textiles and Handicrafts</b>				<b>3,00.00</b>	<b>..</b>	<b>1,00.00</b>	<b>1,00.00</b>	<b>..</b>	<b>..</b>	<b>..</b>	<b>..</b>	<b>..</b>	<b>..</b>
MSME Clusters Development Programme and MSME Growth Poles-SMS	Micro and Small Enterprises Cluster Development Programme	N	Micro, Small and Medium Enterprises	..	..	29.75	29.75	29.75	..	..	10.11	10.11	10.11
		SCSP		..	..	24.00	24.00	24.00	..	..	3.81	3.81	3.81
		TSP		..	..	..	..	..	..	..	..	2.65	2.65
<b>Total-Micro, Small and Medium Enterprises</b>				<b>..</b>	<b>..</b>	<b>53.75</b>	<b>53.75</b>	<b>53.75</b>	<b>..</b>	<b>..</b>	<b>16.57</b>	<b>16.57</b>	<b>16.57</b>
<b>Total-States Matching Grant under State Plan to different Government of India Schemes</b>				<b>3,00.00</b>	<b>..</b>	<b>91,96.75</b>	<b>91,96.75</b>	<b>90,96.75</b>	<b>..</b>	<b>..</b>	<b>53,06.15</b>	<b>53,06.15</b>	<b>53,05.92</b>
<b>GRAND TOTAL</b>				<b>1,08,04,73.76</b>	<b>1,67,87.53</b>	<b>2,07,92,06.80</b>	<b>2,09,59,94.33</b>	<b>2,03,57,75.79</b>	<b>1,01,56,99.72</b>	<b>3,62,88.72</b>	<b>1,54,30,48.70</b>	<b>1,57,93,37.42</b>	<b>1,47,46,29.07</b>

(₹ in lakh)

**APPENDIX V - A**

**PLAN SCHEME EXPENDITURE**

**A - CENTRAL SCHEME (CENTRALLY SPONSORED SCHEMES AND CENTRAL PLAN SCHEMES)**

**SUMMARY OF CENTRAL PLAN SCHEMES (State's Budget Expenditure)**

State Scheme Type	State CP/CSP Schemes		State share to CSP Schemes under State Plan		State Scheme linked to AC/SCA under State Plan		State's matching contribution to Agencies outside State Budget (Direct Transfer)	
	Budget	Expenditure	Budget	Expenditure	Budget	Expenditure	Budget	Expenditure
Normal	90,53.86	77,90.96	13,18.88	10,12.73	1,10,61,92.80	1,07,74,14.68	33,34.45	32,34.45
SCSP	24,57.65	24,57.65	37.63	37.63	36,85,67.09	35,76,16.52	17,92.30	17,92.30
TSP	52,76.02	52,78.46	42.57	42.57	59,38,51.08	57,50,27.85	40,70.00	40,70.00
<b>TOTAL</b>	<b>1,67,87.53</b>	<b>1,55,27.07</b>	<b>13,99.08</b>	<b>10,92.93</b>	<b>2,06,86,10.97</b>	<b>2,01,00,59.05</b>	<b>91,96.75</b>	<b>90,96.75</b>

(₹ in lakh)



**APPENDIX-V**

**PLAN SCHEME EXPENDITURE**

**B. STATE PLAN SCHEMES**

State Scheme	N/TSP/ SCSP	State Department	Plan Outlay		Budget Allocation		Expenditure	
			2015-16	2014-15	2015-16	2014-15	2015-16	2014-15
(₹ in lakh)								
10 per cent One Time Rebate on Sale of Handloom Clothes	Normal	THL	10,10.00	9,68.58	10,10.00	9,68.58	10,09.74	9,68.58
13 <sup>th</sup> FC Award for Construction of <i>Anganwadi</i> Centres	Normal	WCD	..	37,40.00	..	37,40.00	..	37,40.00
13 <sup>th</sup> FC Award for Construction of <i>Anganwadi</i> Centres	SCSP	WCD	..	22,00.00	..	22,00.00	..	22,00.00
13 <sup>th</sup> FC Award for Construction of <i>Anganwadi</i> Centres	TSP	WCD	..	40,60.00	..	40,60.00	..	40,60.00
13 <sup>th</sup> FC Award for Development and Upgradation of Power Distribution System	Normal	ENE	..	67,34.00	..	67,34.00	..	67,34.00
13 <sup>th</sup> FC Award for Development and Upgradation of Power Distribution System	SCSP	ENE	..	7,66.00	..	7,66.00	..	7,66.00
13 <sup>th</sup> FC Award for Development of Chilika Lake	Normal	FOR	..	12,50.00	..	12,50.00	..	12,50.00
13 <sup>th</sup> FC Award for Establishment of Market Yard at Block Level	Normal	COP	..	11,46.00	..	11,46.00	..	11,46.00
13 <sup>th</sup> FC Award for Fire Service	Normal	HOM	..	14,23.11	..	14,23.11	..	14,23.11
13 <sup>th</sup> FC Award for Fire Service	SCSP	HOM	..	12,41.17	..	12,41.17	..	12,41.17
13 <sup>th</sup> FC Award for Fire Service	TSP	HOM	..	11,63.89	..	11,63.89	..	11,63.89
13 <sup>th</sup> FC Award for Police Training	Normal	HOM	..	10,00.55	..	10,00.55	..	10,00.55
13 <sup>th</sup> FC Award for Preservation of Monuments and Buddhist Heritage	Normal	TOU	16,25.00	32,50.00	16,25.00	32,50.00	..	32,50.00
13 <sup>th</sup> FC Award for Upgradation of Health Infrastructure	Normal	HFW	18,75.00	18,68.43	18,75.00	18,68.43	..	18,85.86
13 <sup>th</sup> FC Award for Upgradation of Health Infrastructure	SCSP	HFW	26,75.00	15,19.54	26,75.00	15,19.54	..	15,21.48
13 <sup>th</sup> FC Award for Upgradation of Health Infrastructure	TSP	HFW	42,00.00	40,56.97	42,00.00	40,56.97	3.19	40,59.16
13 <sup>th</sup> FC Award for Upgradation of Jails	Normal	HOM	..	11,76.69	..	11,76.69	..	11,76.69
ACA for LWE Affected Districts	Normal	PCD	38,14.53	1,81,51.20	38,14.53	1,81,51.20	38,14.53	1,81,51.20
ACA for LWE Affected Districts	SCSP	PCD	11,69.39	55,65.60	11,69.39	55,65.60	11,69.39	55,65.60
ACA for LWE Affected Districts	TSP	PCD	25,80.08	1,22,83.20	25,80.08	1,22,83.20	25,80.08	1,22,83.20

**APPENDIX-V**

**PLAN SCHEME EXPENDITURE**

**B. STATE PLAN SCHEMES**

State Scheme	N/TSP/ SCSP	State Department	Plan Outlay		Budget Allocation		Expenditure	
			2015-16	2014-15	2015-16	2014-15	2015-16	2014-15
(₹ in lakh)								
Accelerated Rural Water Supply Program (ARWSP)- Construction of Buildings-Rural Development Department	Normal	RDD	23,78.09	18,86.28	23,78.09	18,86.28	23,94.73	18,91.68
Accelerated Rural Water Supply Program (ARWSP)	Normal	RDD	2,00,88.51	32,89.94	2,00,88.51	32,89.94	2,03,15.46	33,59.49
Accelerated Rural Water Supply Program (ARWSP)	SCSP	RDD	56,91.63	11,19.68	56,91.63	11,19.68	54,87.68	10,96.17
Anandpur Barrage (Commercial) Offices under AIBP	Normal	WAT	67,91.29	71,98.28	67,91.29	71,98.28	67,91.20	7199.20
Anandpur Barrage (Commercial) Offices under AIBP	SCSP	WAT	40,00.00	28,60.99	40,00.00	28,60.99	39,99.94	28,60.29
Anandpur Barrage (Commercial) Offices under AIBP	TSP	WAT	29,73.42	30,00.00	29,73.42	30,00.00	29,73.42	30,00.00
Anganwadi Scheme	Normal	WCD	1,31,96.80	23,14.50	1,31,96.80	23,14.50	1,31,96.80	23,14.50
Anganwadi Scheme	SCSP	WCD	37,40.00	7,18.75	37,40.00	7,18.75	37,40.00	7,18.75
Anganwadi Scheme	TSP	WCD	50,60.00	13,66.00	50,60.00	13,66.00	50,60.00	13,66.00
Assistance to Co-operative Banks	Normal	COP	1,94,02.84	1,81,04.25	1,94,02.84	1,81,04.25	1,94,02.84	1,81,04.25
Assistance to Co-operative Banks	SCSP	COP	54,97.47	51,29.54	54,97.47	51,29.54	54,97.47	51,29.53
Assistance to Co-operative Banks	TSP	COP	74,37.76	69,39.96	74,37.76	69,39.96	74,37.76	69,39.96
Assistance to Non-Government Upper Primary Schools	Normal	EDN	19,00.52	16,10.84	19,00.52	16,10.84	18,98.34	16,04.18
Assistance to Non-Government Colleges	Normal	EDU	2,56,04.02	2,46,08.35	2,56,04.02	2,46,08.35	2,56,02.30	2,54,66.01
Assistance to Non-Government Colleges	SCSP	EDU	63,43.21	69,28.90	63,43.21	69,28.90	63,43.21	65,18.10
Assistance to Non-Government Colleges	TSP	EDU	79,50.63	89,11.68	79,50.63	89,11.68	79,50.63	8872.60
Assistance to Non-Government High Schools	Normal	EDN	2,32,14.88	2,47,35.66	2,32,14.88	2,47,35.66	2,32,12.33	2,47,38.74
Assistance to States for Infrastructure Development for Export (ASIDE)	Normal	MSM	..	15,33.00	..	15,33.00	..	15,33.00
Assistance to Taken Over Municipal High Schools	Normal	EDN	32,24.79	33,33.63	32,24.79	33,33.63	32,20.04	33,30.03
Atal Mission for Rejuvenation & Urban Transformation (AMRUT)	Normal	HUD	57,04.11	..	57,04.11	..	57,04.11	..
Atal Mission for Rejuvenation & Urban Transformation (AMRUT)	SCSP	HUD	15,42.92	..	15,42.92	..	15,42.92	..

**APPENDIX-V**

**PLAN SCHEME EXPENDITURE**

**B. STATE PLAN SCHEMES**

State Scheme	N/TSP/ SCSP	State Department	Plan Outlay		Budget Allocation		Expenditure	
			2015-16	2014-15	2015-16	2014-15	2015-16	2014-15
(₹ in lakh)								
Atal Mission for Rejuvenation & Urban Transformation (AMRUT)	TSP	HUD	21,03.98	..	21,03.98	..	21,03.98	..
Backward Regions Grant Fund	Normal	PRD	2,05,15.97	89,04.00	2,05,15.97	89,04.00	..	89,04.00
Backward Regions Grant Fund	SCSP	PRD	78,57.18	25,25.00	78,57.18	25,25.00	..	25,25.00
Backward Regions Grant Fund	TSP	PRD	1,52,77.85	65,17.00	1,52,77.85	65,17.00	..	65,17.00
Bank Protection Work on River Embankment	Normal	WAT	2,11,16.44	1,26,39.85	2,11,16.44	1,26,39.85	2,11,01.86	1,26,79.38
Bank Protection Work on River Embankment	SCSP	WAT	36,00.02	31,84.98	36,00.02	31,84.98	36,06.11	31,85.45
Bank Protection Work on River Embankment	TSP	WAT	6,00.01	15,92.94	6,00.01	15,92.94	6,00.01	16,40.78
Biju Expressway Projects	Normal	WOR	27,00.00	..	27,00.00	..	27,00.00	..
Biju Expressway Projects	SCSP	WOR	14,00.00	..	14,00.00	..	14,00.00	..
<i>Biju Grama Jyoti</i>	Normal	ENE	31,91.00	42,71.38	31,91.00	42,71.38	31,91.00	42,71.38
<i>Biju Grama Jyoti</i>	SCSP	ENE	9,72.95	12,90.94	9,72.95	12,90.94	9,72.95	12,90.94
<i>Biju Grama Jyoti</i>	TSP	ENE	13,15.60	17,45.58	13,15.60	17,45.58	13,15.60	17,45.58
<i>Biju KBK Yojana</i>	Normal	PCD	53,04.00	53,04.00	53,04.00	53,04.00	53,04.00	53,04.00
<i>Biju KBK Yojana</i>	SCSP	PCD	20,52.00	20,52.00	20,52.00	20,52.00	20,52.00	20,52.00
<i>Biju KBK Yojana</i>	TSP	PCD	46,44.00	46,44.00	46,44.00	46,44.00	46,44.00	46,44.00
<i>Biju KBK Yojana</i>	Normal	WAT	12,16.82	..	12,16.82	..	12,16.81	..
<i>Biju KBK Yojana</i>	TSP	WAT	13,89.31	..	13,89.31	..	13,89.31	..
<i>Biju KBK Yojana</i>	Normal	RDD	24,95.01	..	24,95.01	..	24,95.01	..
<i>Biju KBK Yojana</i>	TSP	RDD	10,24.39	..	10,24.39	..	10,24.39	..
<i>Biju Kandhamal O Gajapati Yojana</i>	Normal	PCD	..	9,77.55	..	9,77.55	..	9,77.55
<i>Biju Kandhamal O Gajapati Yojana</i>	TSP	PCD	15,36.15	15,36.15	15,36.15	15,36.15	15,36.15	15,36.15
<i>Biju Krushak Kalyan Yojana</i>	Normal	AGR	42,25.11	30,98.30	42,25.11	30,98.30	42,25.11	30,98.30
<i>Biju Krushak Kalyan Yojana</i>	SCSP	AGR	25,00.63	20,31.04	25,00.63	20,31.04	25,00.63	20,31.04
<i>Biju Krushak Kalyan Yojana</i>	TSP	AGR	32,70.69	26,50.52	32,70.69	26,50.52	32,70.69	26,50.52

**APPENDIX-V**

**PLAN SCHEME EXPENDITURE**

**B. STATE PLAN SCHEMES**

State Scheme	N/TSP/ SCSP	State Department	Plan Outlay		Budget Allocation		Expenditure	
			2015-16	2014-15	2015-16	2014-15	2015-16	2014-15
(₹ in lakh)								
<i>Biju Pucca Ghar</i>	Normal	PRD	3,71,00.00	..	3,71,00.00	..	3,71,00.00	..
<i>Biju Pucca Ghar</i>	SCSP	PRD	1,33,00.00	..	1,33,00.00	..	1,33,00.00	..
<i>Biju Pucca Ghar</i>	TSP	PRD	1,96,00.00	..	1,96,00.00	..	1,96,00.00	..
<i>Biju Saharanchal Vidyutikaran Yojana</i>	Normal	ENE	5,94.40	13,02.66	5,94.40	13,02.66	5,94.40	13,02.66
Canal Lining and System Rehabilitation Programme-Irrigation Project	Normal	WAT	81,06.18	1060.44	81,06.18	1060.44	81,50.86	932.59
Canal Lining and System Rehabilitation Programme-Irrigation Project	TSP	WAT	13,48.21	8,00.00	13,48.21	8,00.00	13,48.20	9,70.87
Capacity Building and Preparation of Detailed Project Report (DPR)-Works Deptt.	Normal	WOR	10,00.00	10,87.40	10,00.00	10,87.40	10,00.60	10,79.84
Capacity Building in Water Supply and Sanitation	Normal	RDD	12,83.46	12,71.51	12,83.46	12,71.51	12,83.46	12,64.88
Capital Outlay on Flood Control Projects under RIDF	Normal	WAT	2,76,19.83	1,83,28.56	2,76,19.83	1,83,28.56	2,76,82.65	1,83,39.73
Capital Outlay on Flood Control Projects under RIDF	SCSP	WAT	70,51.48	54,91.54	70,51.48	54,91.54	69,89.74	54,85.85
Capital Outlay on Flood Control Projects under RIDF	TSP	WAT	9,00.01	14,99.94	9,00.01	14,99.94	9,00.00	14,33.04
Capital Outlay on Minor Irrigation under RIDF	Normal	WAT	1,70,51.18	613.26	1,70,51.18	613.26	1,70,51.17	625.08
Capital Outlay on Minor Irrigation under RIDF	SCSP	WAT	61,97.77	170.65	61,97.77	170.65	61,97.77	155.23
Capital Outlay on Minor Irrigation under RIDF	TSP	WAT	47,90.59	639.47	47,90.59	639.47	47,92.54	639.47
Capital Outlay under RIDF-Fisheries and Animal Husbandry	Normal	FAR	24,89.98	16,29.82	24,89.98	16,29.82	24,89.98	16,29.82
Capital Road Development Programme	Normal	WOR	23,99.99	346.83	23,99.99	346.83	23,99.99	346.77
Commercially Viable Railway Project-Equity Contribution	Normal	TRA	46,50.00	1,00,00.00	46,50.00	1,00,00.00	46,50.00	1,00,00.00
Conditional Cash Transfer for Pregnant Woman	Normal	WCD	1,56,71.79	1,34,56.13	1,56,71.79	1,34,56.13	1,56,71.79	1,34,56.13
Conditional Cash Transfer for Pregnant Woman	SCSP	WCD	45,19.03	38,80.07	45,19.03	38,80.07	45,19.03	38,80.07
Conditional Cash Transfer for Pregnant Woman	TSP	WCD	57,38.06	49,26.80	57,38.06	49,26.80	57,38.06	49,26.80
Construction Completion and Repair of Educational Institutions	TSP	WEL	1,05,33.98	90,00.00	1,05,33.98	90,00.00	1,05,33.98	90,00.00
Construction of Aerodromes	Normal	GAD	6,06.70	69,22.91	6,06.70	69,22.91	6,06.70	69,22.91

**APPENDIX-V**

**PLAN SCHEME EXPENDITURE**

**B. STATE PLAN SCHEMES**

State Scheme	N/TSP/ SCSP	State Department	Plan Outlay		Budget Allocation		Expenditure	
			2015-16	2014-15	2015-16	2014-15	2015-16	2014-15
(₹ in lakh)								
Construction of Building	Normal	AGR	12,78.10	619.97	12,78.10	619.97	12,78.10	619.97
Construction of Building for Fire Services	Normal	HOM	19,27.50	280.96	19,27.50	280.96	19,27.50	280.96
Construction of Building for Fire Services	TSP	HOM	12,47.50	31.49	12,47.50	31.49	12,47.50	31.49
Construction of Building for GA Department	Normal	GAD	10,99.63	10,80.63	10,99.63	10,80.63	10,99.63	10,76.25
Construction of Building for GA Department under State Capital Project	Normal	GAD	36,59.33	37,49.52	36,59.33	37,49.52	36,59.33	37,36.57
Construction of Building for H & FW Department (State Portion)	Normal	HFW	5,89,91.70	3,39,43.98	5,89,91.70	3,39,43.98	5,89,72.52	3,38,92.60
Construction of Building for H & FW Department (State Portion)	SCSP	HFW	..	14,23.87	..	14,23.87	..	14,21.44
Construction of Building for H & FW Department (State Portion)	TSP	HFW	..	14,43.09	..	14,43.09	..	14,30.80
Construction of Building for Law Department	Normal	LAW	12,01.64	2,63.04	12,01.64	2,63.04	12,01.64	2,63.04
Construction of Building for Police Welfare	Normal	HOM	66,87.07	47,97.65	66,87.07	47,97.65	66,87.07	47,97.65
Construction of Building for Police Welfare	SCSP	HOM	34,12.90	21,60.96	34,12.90	21,60.96	34,12.90	21,60.96
Construction of Building for Police Welfare	TSP	HOM	38,00.03	19,88.81	38,00.03	19,88.81	38,00.03	19,88.81
Construction of Building for Revenue & DM Department	Normal	REV	46,37.76	37,97.80	46,37.76	37,97.80	46,66.34	38,39.41
Construction of Building for Revenue & DM Department	SCSP	REV	12,15.77	18,21.77	12,15.77	18,21.77	12,14.26	18,66.11
Construction of Building for Revenue & DM Department	TSP	REV	17,18.93	11,50.90	17,18.93	11,50.90	16,90.86	11,65.35
Construction of Building for Works Department	Normal	WOR	17,50.27	14,91.06	17,50.27	14,91.06	17,50.28	15,23.18
Construction of Building	Normal	EDN	12,57.31	14,91.06	12,57.31	14,91.06	12,81.40	14,96.25
Construction of Building-MGNREGAs Society and OSSAAT	Normal	PRD	25,00.01	20,91.20	25,00.01	20,91.20	24,67.79	20,91.20
Construction of Buildings of Cultural Importance	Normal	TOU	13,29.18	14,31.04	13,29.18	14,31.04	12,34.29	13,59.89
Construction of Bus Stand	Normal	TRA	20,00.00	71,72.33	20,00.00	71,72.33	20,00.00	71,72.33
Construction of Control Structure for Instream Storage Scheme	Normal	WAT	2,48,04.86	1,99,51.87	2,48,04.86	1,99,51.87	2,47,50.48	1,97,96.56
Construction of Control Structure for Instream Storage Scheme	SCSP	WAT	84,43.55	66,59.11	84,43.55	66,59.11	84,51.17	67,40.39

**APPENDIX-V**

**PLAN SCHEME EXPENDITURE**

**B. STATE PLAN SCHEMES**

State Scheme	N/TSP/ SCSP	State Department	Plan Outlay		Budget Allocation		Expenditure	
			2015-16	2014-15	2015-16	2014-15	2015-16	2014-15
(₹ in lakh)								
Construction of Control Structure for Instream Storage Scheme	TSP	WAT	87,00.00	70,78.81	87,00.00	70,78.81	87,43.72	72,21.57
Construction of Government College Building	Normal	EDU	46,89.67	70,00.00	46,89.67	70,00.00	46,89.67	70,86.98
Construction of New Grid Sub-station	Normal	ENE	5,12,16.98	82,50.00	5,12,16.98	82,50.00	5,12,16.98	82,50.00
Construction of New Grid Sub-station	SCSP	ENE	1,76,32.07	31,50.00	1,76,32.07	31,50.00	1,76,32.07	31,50.00
Construction of New Grid Sub-station	TSP	ENE	2,01,50.95	36,00.00	2,01,50.95	36,00.00	2,01,50.95	36,00.00
Construction of New Grid Sub-station on Account of Nabakalebar 2015	Normal	ENE	67,29.81	1,11,86.03	67,29.81	1,11,86.03	67,29.81	1,11,86.02
Construction of Office Building for Courts	Normal	HOM	40,26.45	32,39.43	40,26.45	32,39.43	40,23.00	33,31.28
Construction of Office Building for Courts	TSP	HOM	11,97.51	7,30.00	11,97.51	7,30.00	11,97.51	7,30.00
Construction of Ports	Normal	COM	10,35.71	274.00	10,35.71	274.00	10,35.70	274.00
Construction of Residential Building for Courts	Normal	HOM	12,24.21	586.15	12,24.21	586.15	12,27.67	5,98.22
Construction of Roads (State Scheme)	Normal	WOR	6,00.00	17,83.42	6,00.00	17,83.42	6,00.00	17,83.20
Construction of Smart Grid in OPTCL	Normal	ENE	30,00.00	..	30,00.00	..	30,00.00	..
Construction of Sports Stadium/ Complex	Normal	SYS	19,73.34	5,68.37	19,73.34	5,68.37	19,73.34	5,68.37
Corpus Fund for OSRFS-Public Enterprises Reform Programme	Normal	PEN	12,00.00	2,00.00	12,00.00	2,00.00	12,00.00	2,00.00
Corpus Fund for Odisha Agro Industries Corporation	Normal	AGR	15,00.00	25,00.00	15,00.00	25,00.00	15,00.00	25,00.00
Corpus Fund for Odisha State Co-operative Marketing Federation	Normal	AGR	..	75,00.00	..	75,00.00	..	75,00.00
Corpus Fund for Odisha State Co-operative Marketing Federation Ltd.	Normal	COP	30,00.00	..	30,00.00	..	30,00.00	..
Corpus Fund for Odisha State Seeds Corporation	Normal	AGR	60,00.00	25,00.00	60,00.00	25,00.00	60,00.00	25,00.00
Creation of Infrastructure in TSP Area under 1 <sup>st</sup> Proviso to Article 275(1) of the Constitution of India	TSP	WEL	1,46,84.50	1,24,40.44	1,46,84.50	1,24,40.44	1,46,84.50	1,24,41.96
DFID Assisted Health Sector Development-EAP	Normal	HFV	..	31,36.63	..	31,36.63	..	31,36.63
DFID Assisted Health Sector Plan	Normal	WCD	..	40,65.22	..	40,65.22	..	40,65.22
DFID Assisted Health Sector Plan	SCSP	WCD	..	14,44.14	..	14,44.14	..	14,44.14

**APPENDIX-V**

**PLAN SCHEME EXPENDITURE**

**B. STATE PLAN SCHEMES**

State Scheme	N/TSP/ SCSP	State Department	Plan Outlay		Budget Allocation		Expenditure	
			2015-16	2014-15	2015-16	2014-15	2015-16	2014-15
(₹ in lakh)								
DFID Assisted Health Sector Plan	TSP	WCD	..	16,26.72	..	16,26.72	..	16,26.72
DFID Assisted Pre-Matric Scholarship to SC Students	SCSP	WEL	10,90.71	10,77.49	10,90.71	10,77.49	10,90.71	10,77.49
DFID Assisted Pre-Matric Scholarship to ST Students	TSP	WEL	11,50.33	11,24.14	11,50.33	11,24.14	11,50.33	11,24.14
Dam Rehabilitation Improvement Project Funded by World Bank	Normal	WAT	13,97.54	2,45.69	13,97.54	245.69	13,32.89	245.23
Dam Rehabilitation Improvement Project Funded by World Bank	SCSP	WAT	11,80.97	..	11,80.97	..	12,44.76	..
Deo Irrigation Project (Commercial)-Medium Irrigation Project	Normal	WAT	14,81.59	9,85.60	14,81.59	9,85.60	14,81.58	9,85.52
Deo Irrigation Project (Commercial)-Medium Irrigation Project	TSP	WAT	14,92.76	635.60	14,92.76	635.60	14,92.76	6,54.35
Development of Info City-II IT SEZ	Normal	INT	30,00.00	30,00.00	30,00.00	30,00.00	30,00.00	30,00.00
Development of Infrastructure of Post Harvest Management	Normal	AGR	16,46.99	63.25	16,46.99	63.25	16,46.99	63.25
Development of Sports Infrastructure	Normal	SYS	18,90.57	20,33.26	18,90.57	20,33.26	18,90.56	20,33.26
Distribution of Free Bicycle to All Girl Students of Class X	Normal	EDN	1,36,57.18	1,35,03.54	13657.18	1,35,03.54	13657.12	1,35,01.44
Distribution of Laptops to Meritorious Students	Normal	EDU	30,00.00	30,00.00	30,00.00	30,00.00	30,00.00	30,00.00
District Planning Machinery-Special Development Programmes	Normal	PCD	73,50.00	73,50.00	73,50.00	73,50.00	73,50.00	73,50.00
District and Other Roads-Minimum Needs Programme	Normal	RDD	16,41.86	16,54.38	16,41.86	16,54.38	16,41.86	16,53.80
District and Other Roads-Rural Roads	Normal	RDD	3,00,52.22	2,02,89.72	3,00,52.22	2,02,89.72	3,00,77.39	2,04,73.59
District and Other Roads-Rural Roads	SCSP	RDD	64,10.41	55,04.43	64,10.41	55,04.43	64,50.37	56,40.24
District and Other Roads-Rural Roads	TSP	RDD	87,91.56	76,14.97	87,91.56	76,14.97	87,91.47	73,93.79
Drainage Improvement Programme (DIP)	Normal	WAT	91,09.94	56,04.82	91,09.94	56,04.82	90,23.10	55,72.70
Drainage Improvement Programme (DIP)	SCSP	WAT	40,62.97	12,85.08	40,62.97	12,85.08	40,62.96	12,92.57
EAP Assisted by KFW German for Odisha Urban Infrastructure Development Fund (OUIDF)	Normal	HUD	41,48.90	44,45.25	41,48.90	44,45.25	6,10.00	44,45.25
EAP Assisted by KFW German for Odisha Urban Infrastructure Development Fund (OUIDF)	SCSP	HUD	13,02.00	13,95.00	13,02.00	13,95.00	1,65.00	13,95.00
EAP Assisted by KFW German for Odisha Urban Infrastructure Development Fund (OUIDF)	TSP	HUD	15,49.10	16,59.75	15,49.10	16,59.75	225.00	16,59.75
Electrification of Important Institute and sites	Normal	ENE	28,85.19	80,45.73	28,85.19	80,45.73	28,85.19	80,45.73

**APPENDIX-V**

**PLAN SCHEME EXPENDITURE**

**B. STATE PLAN SCHEMES**

State Scheme	N/TSP/ SCSP	State Department	Plan Outlay		Budget Allocation		Expenditure	
			2015-16	2014-15	2015-16	2014-15	2015-16	2014-15
(₹ in lakh)								
Emergency Medical Ambulance Services	Normal	HFW	18,00.00	16,75.93	18,00.00	16,75.93	18,00.00	16,75.93
Emergency Medical Ambulance Services-SMS	SCSP	HFW	14,00.00	9,53.04	14,00.00	9,53.04	14,00.00	9,53.04
Emergency Medical Ambulance Services	TSP	HFW	20,00.00	20,06.35	20,00.00	20,06.35	20,00.00	20,06.35
Enforcement of PCR Act	Normal	WEL	12,45.12	17,90.93	12,45.12	17,90.93	1245.00	17,90.46
Establishment of Model Schools in Backward Blocks in the State	Normal	EDN	..	1,37,03.19	..	1,37,03.19	..	1,37,03.12
Establishment of Model Schools in Backward Blocks in the State	SCSP	EDN	..	10,78.75	..	10,78.75	..	10,78.75
Establishment of Model Schools in Backward Blocks in the State	TSP	EDN	..	51,94.06	..	51,94.06	..	51,93.84
Establishment of New Polytechnics	Normal	ETE	23,03.36	18,81.54	23,03.36	18,81.54	23,03.36	18,81.54
Fair Price Shop Automation	Normal	SUP	14,00.00	..	14,00.00	..	14,00.00	..
Fire Protection and Control Equipments	Normal	HOM	1,74.62	10,35.75	1,74.62	10,35.75	1,74.62	10,35.75
GIA to CADA for Construction of Field Channels	Normal	WAT	39,42.00	40,23.66	39,42.00	40,23.66	39,42.00	2735.51
GIA to CADA for Construction of Field Channels	SCSP	WAT	96,22.80	23,38.09	96,22.80	23,38.09	96,22.80	31,50.00
GIA to CADA for Construction of Field Channels	TSP	WAT	99,55.67	33,48.51	99,55.67	33,48.51	99,55.66	39,15.00
Godown and Warehousing Facilities	Normal	COP	54,00.00	..	54,00.00	..	54,00.00	..
Godown and Warehousing Facilities	SCSP	COP	15,00.00	..	15,00.00	..	15,00.00	..
Godown and Warehousing Facilities	TSP	COP	21,00.00	..	21,00.00	..	21,00.00	..
<i>Gopabandhu Grameen Yojana</i>	Normal	PRD	4,81,00.00	1,65,95.45	4,81,00.00	1,65,95.45	4,81,00.00	1,65,95.45
<i>Gopabandhu Grameen Yojana</i>	SCSP	PRD	1,23,50.00	42,28.64	1,23,50.00	42,28.64	1,23,50.00	42,28.64
<i>Gopabandhu Grameen Yojana</i>	TSP	PRD	45,50.00	16,75.91	45,50.00	16,75.91	45,50.00	16,75.91
Government General Colleges-State Scheme	Normal	EDU	19,34.36	11,07.69	19,34.36	11,07.69	1934.16	11,05.87
Grants for Cement Concrete Roads	Normal	PRD	59,06.40	99,71.20	59,06.40	99,71.20	59,06.40	99,81.75
Grants for Cement Concrete Roads	SCSP	PRD	39,37.60	1,49,56.80	39,37.60	1,49,56.80	39,37.60	1,49,56.80
Grants for Cement Concrete Roads	TSP	PRD	98,44.00	2,49,28.00	98,44.00	2,49,28.00	98,44.00	2,49,28.00



**APPENDIX-V**

**PLAN SCHEME EXPENDITURE**

**B. STATE PLAN SCHEMES**

State Scheme	N/TSP/ SCSP	State Department	Plan Outlay		Budget Allocation		Expenditure	
			2015-16	2014-15	2015-16	2014-15	2015-16	2014-15
(₹ in lakh)								
Grants for Improvement of open space in State Capital	Normal	GAD	..	10,00.00	..	10,00.00	..	10,00.00
Grants for Innovative Projects in Electronics	Normal	INT	15,01.00	..	15,01.00	..	15,01.00	..
Grants for Promotion Art Culture and Heritage through Utkal University of Culture	Normal	TOU	20,80.83	22,32.49	20,80.83	22,32.49	20,74.13	22,30.93
Grants for Urban Sewerage Schemes	Normal	HUD	64,97.40	82,70.66	64,97.40	82,70.66	64,67.38	82,70.65
Grants for Urban Sewerage Schemes	SCSP	HUD	6,52.92	14,92.35	6,52.92	14,92.35	652.90	14,92.35
Grants for Urban Sewerage Schemes	TSP	HUD	11,51.82	19,18.86	11,51.82	19,18.86	11,51.80	19,18.86
Grants to Lord <i>Sri Jagannath</i> Temple	Normal	LAW	41,00.00	15,00.00	41,00.00	15,00.00	41,00.00	15,00.00
Grants to Odisha State Disaster Management Authority (OSDMA)	Normal	REV	1,22,00.01	1,37,25.01	1,22,00.01	1,37,25.01	1,22,00.15	1,37,25.01
Grants to OSDMA	SCSP	REV	32,00.00	36,00.00	32,00.00	36,00.00	32,00.00	36,00.00
Grants to OSDMA	TSP	REV	46,00.00	51,75.00	46,00.00	51,75.00	46,00.00	51,75.00
Grants to OSRRA towards <i>Pradhan Mantri Gram Sadak Yojana</i> (PMGSY)	Normal	RDD	22,38,33.00	16,78,10.00	22,38,33.00	16,78,10.00	22,38,33.00	11,51,50.00
Grants towards NRDWP	Normal	RDD	2,02,20.53	2,58,27.42	2,02,20.53	2,58,27.42	1,97,13.86	2,58,27.42
Grants towards NRDWP	SCSP	RDD	79,74.81	72,87.79	79,74.81	72,87.79	79,74.81	72,87.79
Grants towards NRDWP	TSP	RDD	69,00.00	96,04.43	69,00.00	96,04.43	69,00.00	96,04.43
Headquarter Organisation-Directorate of Medical Education and Training	Normal	HFW	..	27,76.02	..	27,76.02	..	27,07.58
Horizontal Connectivity for OSWAN	Normal	INT	6,24.14	20,00.00	6,24.14	20,00.00	6,24.14	20,00.00
Horticulture Mission Plus	Normal	AGR	11,46.00	12,76.13	11,46.00	12,76.13	11,46.00	12,76.13
Hostels for ST Girls	TSP	WEL	4,19,47.83	2,98,00.00	4,19,47.83	2,98,00.00	4,19,47.83	2,98,00.00
Human Resource in Health & Medical Education	Normal	HFW	48,04.67	..	48,04.67	..	48,04.67	..
Human Resources Management System (HRMS)	Normal	GAD	15,00.00	13,00.00	15,00.00	13,00.00	15,00.00	13,00.00
IAFD-DFID-WFP Assisted Odisha Tribal Empowerment and Livelihood Programme	TSP	WEL	8,00.00	49,99.99	8,00.00	49,99.99	8,00.00	49,99.99

**APPENDIX-V**

**PLAN SCHEME EXPENDITURE**

**B. STATE PLAN SCHEMES**

State Scheme	N/TSP/ SCSP	State Department	Plan Outlay		Budget Allocation		Expenditure	
			2015-16	2014-15	2015-16	2014-15	2015-16	2014-15
(₹ in lakh)								
Implementation of ICDS Training Programme	Normal	WCD	10,33.42	4,49.73	10,33.42	449.73	10,33.41	4,49.39
Implementation of Income Generating and Infrastructure Development Programme under Integrated Development Project under State Plan-under SCA for TSP	TSP	WEL	1,41,16.71	1,20,54.92	1,41,16.71	1,20,54.92	1,41,16.71	1,20,54.93
Implementation of Non-Remunerative Transmission Projects in Backward Districts	Normal	ENE	20,10.00	27,50.00	20,10.00	27,50.00	20,03.00	27,50.00
Implementation of Non-Remunerative Transmission Projects in Backward Districts	SCSP	ENE	17,22.00	10,50.00	17,22.00	10,50.00	17,22.00	10,50.00
Implementation of Non-Remunerative Transmission Projects in Backward Districts	TSP	ENE	19,68.00	12,00.00	19,68.00	12,00.00	19,68.00	12,00.00
Implementation of <i>Rajiv Awaas Yojana</i> (RAY) under JNNURM	Normal	HUD	7,03.52	79,74.20	7,03.52	79,74.20	7,00.65	79,74.20
Implementation of <i>Rajiv Awaas Yojana</i> (RAY) under JNNURM	SCSP	HUD	1,87.34	21,48.89	1,87.34	21,48.89	1,88.98	21,48.89
Implementation of <i>Rajiv Awaas Yojana</i> (RAY) under JNNURM	TSP	HUD	2,50.76	17,36.18	2,50.76	17,36.18	2,51.99	17,36.18
Implementation of e-Governance Projects as per the National e-Governance Programme Onetime ACA	Normal	INT	..	19,09.68	..	19,09.68	..	19,09.68
Improvement and Protection to Saline Embankments	Normal	WAT	11,00.01	9,74.07	11,00.01	9,74.07	11,09.89	9,55.92
Improvement and Protection to Saline Embankments	SCSP	WAT	11,00.01	1013.13	11,00.01	1013.13	10,90.00	998.61
Improvement of PWD Road in Urban Area	Normal	WOR	37,20.04	31,00.00	37,20.04	31,00.00	37,20.04	30,74.29
Improvement of PWD Road in Urban Area	SCSP	WOR	53,10.59	30,49.99	53,10.59	30,49.99	53,10.60	30,70.19
Improvement of PWD Road in Urban Area	TSP	WOR	22,00.00	9,36.65	22,00.00	9,36.65	22,00.00	9,36.65
Improvement of Urban Infrastructure on Governance (UIG)	Normal	HUD	..	40,80.00	..	40,80.00	..	40,80.00
Improvement of Urban Infrastructure on Governance (UIG)	SCSP	HUD	..	11,56.00	..	11,56.00	..	11,56.00
Improvement of Urban Infrastructure on Governance (UIG)	TSP	HUD	..	15,64.00	..	15,64.00	..	15,64.00
Improvement of Urban Roads under State Plan	Normal	HUD	18,40.20	18,40.20	18,40.20	18,40.20	18,40.20	18,40.20

**APPENDIX-V**

**PLAN SCHEME EXPENDITURE**

**B. STATE PLAN SCHEMES**

State Scheme	N/TSP/ SCSP	State Department	Plan Outlay		Budget Allocation		Expenditure	
			2015-16	2014-15	2015-16	2014-15	2015-16	2014-15
(₹ in lakh)								
Improvement of Urban Roads under State Plan	SCSP	HUD	..	4,95.90	..	4,95.90	..	4,95.90
Improvement of Urban Roads under State Plan	TSP	HUD	..	6,63.90	..	6,63.90	..	6,63.90
Incentive to Girls for Secondary Education	Normal	EDN	1,69,98.02	1,08,21.33	1,69,98.02	1,08,21.33	1,69,97.76	98,69.52
Increasing the Green Cover in the State	Normal	FOR	61,21.93	49,42.72	61,21.93	49,42.72	61,21.93	49,39.54
Increasing the Green Cover in the State	SCSP	FOR	42,26.03	29,10.85	42,26.03	29,10.85	42,28.90	28,94.75
Increasing the Green Cover in the State	TSP	FOR	43,59.36	35,94.50	43,59.36	35,94.50	43,56.49	35,88.70
Indemnity Bond for Weather Based Crop Insurance	Normal	COP	95,00.00	95,00.00	95,00.00	95,00.00	95,00.00	95,00.00
Indemnity Bond for Weather Based Crop Insurance	SCSP	COP	37,00.00	28,20.00	37,00.00	28,20.00	37,00.00	28,20.00
Indemnity Bond for Weather Based Crop Insurance	TSP	COP	28,00.00	36,80.00	28,00.00	36,80.00	28,00.00	36,80.00
<i>Indira Awaas Yojana</i>	Normal	PRD	4,57,50.31	2,38,09.82	4,57,50.31	2,38,09.82	4,57,50.31	2,38,09.82
<i>Indira Awaas Yojana</i>	SCSP	PRD	3,19,40.55	1,95,08.94	3,19,40.55	1,95,08.94	3,19,40.55	1,95,08.94
<i>Indira Awaas Yojana</i>	TSP	PRD	6,98,75.74	4,53,77.09	6,98,75.74	4,53,77.09	6,98,75.74	4,53,77.09
<i>Indira Gandhi Matritva Sahayog Yojana</i>	Normal	WCD	7,98.42	17,96.57	7,98.42	17,96.57	7,98.42	17,96.57
<i>Indira Gandhi Matritva Sahayog Yojana</i>	TSP	WCD	12,09.74	..	12,09.74	..	12,09.74	..
Indira Gandhi National Disable Pension Scheme	Normal	WCD	18,93.10	21,04.30	18,93.10	21,04.30	18,93.10	21,08.56
Indira Gandhi National widow Pension Scheme	Normal	WCD	1,13,82.57	1,12,37.28	1,13,82.57	1,12,37.28	1,13,82.57	1,12,37.28
Indira Gandhi National widow Pension Scheme	SCSP	WCD	31,60.16	31,68.84	31,60.16	31,68.84	31,60.16	31,85.14
Indira Gandhi National widow Pension Scheme	TSP	WCD	43,42.99	43,29.46	43,42.99	43,29.46	43,42.99	43,29.46
Infrastructure Development of Engineering Schools and Polytechnics	Normal	ETE	78,17.58	42,27.82	78,17.58	42,27.82	78,17.57	42,43.52
Infrastructure Development of Engineering Schools and Polytechnics	SCSP	ETE	22,24.27	15,87.19	22,24.27	15,87.19	22,24.27	15,70.21
Infrastructure Development of Engineering Schools and Polytechnics	TSP	ETE	29,26.87	21,77.97	29,26.87	21,77.97	29,26.87	21,98.84
Infrastructure Development of Government Technical Universities	Normal	ETE	11,80.00	..	11,80.00	..	11,80.00	..

**APPENDIX-V**

**PLAN SCHEME EXPENDITURE**

**B. STATE PLAN SCHEMES**

State Scheme	N/TSP/ SCSP	State Department	Plan Outlay		Budget Allocation		Expenditure	
			2015-16	2014-15	2015-16	2014-15	2015-16	2014-15
(₹ in lakh)								
Infrastructure Development of ITIs	Normal	ETE	64,89.94	42,90.00	64,89.94	42,90.00	64,89.94	41,96.58
Infrastructure Development of ITIs	SCSP	ETE	19,77.80	12,69.20	19,77.80	12,69.20	19,77.80	12,50.51
Infrastructure Development of ITIs	TSP	ETE	25,27.64	16,59.34	25,27.64	16,59.34	25,27.64	17,91.88
Infrastructure Development of Jails under One Time ACA	Normal	HOM	20,97.62	21,17.00	20,97.62	21,17.00	20,97.62	21,19.05
Infrastructure Development of Live Stock Services	Normal	FAR	45,91.11	18,18.27	45,91.11	18,18.27	45,91.11	18,18.27
Infrastructure Development of Technical Universities and Engineering Colleges	Normal	ETE	1,02,31.50	59,95.00	1,02,31.50	59,95.00	1,02,31.50	59,95.00
Infrastructure Development of Technical Universities and Engineering Colleges	SCSP	ETE	29,30.00	17,70.00	29,30.00	17,70.00	29,30.00	17,70.00
Infrastructure Development of Technical Universities and Engineering Colleges	TSP	ETE	38,38.29	23,10.00	38,38.29	23,10.00	38,38.29	23,10.00
Infrastructure Development of Tourist Destination and Circuit	Normal	TOU	11,76.00	932.50	11,76.00	932.50	11,76.00	932.44
Infrastructure Development of Universities	Normal	EDU	1,14,99.99	1,21,00.00	1,14,99.99	1,21,00.00	1,14,99.99	1,21,00.00
Installation and Commissioning of CCTV Surveillance System	Normal	HOM	4,99.79	13,88.72	4,99.79	13,88.72	4,99.79	13,88.72
Installation of Agricultural Feeder in High Agriculture Load Area	Normal	ENE	..	10,00.00	..	10,00.00	..	10,00.00
Installation of Agricultural Feeder in High Agriculture Load Area	SCSP	ENE	..	20,00.00	..	20,00.00	..	20,00.00
Installation of Agricultural Feeder in High Agriculture Load Area	TSP	ENE	..	20,00.00	..	20,00.00	..	20,00.00
Integrated Child Development Service Scheme	Normal	WCD	3,32,69.22	3,77,73.39	3,32,69.22	3,77,73.39	3,32,69.22	3,77,72.09
Integrated Child Development Service Scheme	SCSP	WCD	1,02,16.40	87,63.74	1,02,16.40	87,63.74	1,02,16.40	87,73.73
Integrated Child Development Service Scheme	TSP	WCD	2,17,66.48	1,95,85.22	2,17,66.48	1,95,85.22	2,17,65.94	1,95,68.09
Integrated Child Protection Scheme	Normal	WCD	63,80.03	26,29.34	63,80.03	26,29.34	63,80.03	26,29.34
Integrated Mines Mineral and Management System	Normal	SMD	14,24.90	26,94.30	14,24.90	26,94.30	14,24.90	26,94.30
Integrated Watershed Management Programme (IWMP)	Normal	AGR	86,52.81	2,15,56.15	86,52.81	2,15,56.15	86,52.81	2,15,56.14
Integrated Watershed Management Programme (IWMP)	SCSP	AGR	23,88.60	62,25.16	23,88.60	62,25.16	23,88.60	62,25.16

**APPENDIX-V**

**PLAN SCHEME EXPENDITURE**

**B. STATE PLAN SCHEMES**

State Scheme	N/TSP/ SCSP	State Department	Plan Outlay		Budget Allocation		Expenditure	
			2015-16	2014-15	2015-16	2014-15	2015-16	2014-15
(₹ in lakh)								
Interest Subvention for Women SHGs	Normal	PRD	20,00.00	7,00.00	20,00.00	7,00.00	20,00.00	7,00.00
International Institute of Information Technology (IIIT)	Normal	INT	10,33.60	..	10,33.60	..	10,33.60	..
Irrigation Road Improvement Programme-Medium Irrigation	Normal	WAT	31,13.07	..	31,13.07	..	31,25.34	..
JBIC Assisted Rengali Irrigation Project-(EAP)-Phase-I	Normal	WAT	..	5,81.90	..	5,81.90	..	4,97.60
JBIC Assisted Rengali Irrigation Project-(EAP)-Phase-II	Normal	WAT	98,84.00	62,87.66	98,84.00	62,87.66	98,83.89	60,90.76
JBIC Assisted Rengali Irrigation Project-(EAP)-Phase-II	SCSP	WAT	32,30.62	35,62.39	32,30.62	35,62.39	32,30.55	35,24.34
JBIC Assisted Rengali Irrigation Project-(EAP)-Phase-II	TSP	WAT	45,12.65	44,63.74	45,12.65	44,63.74	45,12.57	46,74.35
JBIC Japan Assisted Integrated Sewerage and Sanitation Project for BBSR and CTC (EAP)	Normal	HUD	86,58.99	1,49,41.65	86,58.99	1,49,41.65	86,67.67	1,54,50.87
JBIC Japan Assisted Integrated Sewerage and Sanitation Project for BBSR and CTC (EAP)	SCSP	HUD	23,00.93	98,68.60	23,00.93	98,68.60	23,00.93	98,68.60
JBIC Japan Assisted Integrated Sewerage and Sanitation Project for BBSR and CTC (EAP)	TSP	HUD	31,18.28	1,11,39.50	31,18.28	1,11,39.50	31,18.28	1,11,39.50
Kanpur Irrigation Project (Commercial) Offices under AIBP	Normal	WAT	33,00.00	22,22.23	33,00.00	22,22.23	25,46.91	22,22.13
Kanpur Irrigation Project (Commercial) Offices under AIBP	SCSP	WAT	35,00.00	25,95.70	35,00.00	25,95.70	28,79.59	27,61.26
Kanpur Irrigation Project (Commercial) Offices under AIBP	TSP	WAT	1,00,00.00	78,31.52	1,00,00.00	78,31.52	93,53.22	78,26.50
Khurda Bolangir Rail Link-Equity Contribution	Normal	TRA	50,00.00	..	50,00.00	..	50,00.00	..
Loans for Power Projects under Accelerated Power Development Reform Programme	Normal	ENE	70,00.00	..	70,00.00	..	70,00.00	..
Lower Indra Irrigation Project (Commercial) Offices under AIBP	Normal	WAT	32,87.33	38,64.11	32,87.33	38,64.11	32,82.39	37,64.42
Lower Indra Irrigation Project (Commercial) Offices under AIBP	SCSP	WAT	21,27.94	15,77.76	21,27.94	15,77.76	21,27.91	15,78.09
Lower Indra Irrigation Project (Commercial) Offices under AIBP	TSP	WAT	29,90.87	28,52.27	29,90.87	28,52.27	28,90.00	29,54.83
Lower Suktel Irrigation Project (Commercial) Offices under AIBP	Normal	WAT	77,10.99	13,71.61	77,10.99	13,71.61	77,06.12	13,55.67

**APPENDIX-V**

**PLAN SCHEME EXPENDITURE**

**B. STATE PLAN SCHEMES**

State Scheme	N/TSP/ SCSP	State Department	Plan Outlay		Budget Allocation		Expenditure	
			2015-16	2014-15	2015-16	2014-15	2015-16	2014-15
(₹ in lakh)								
Lower Suktel Irrigation Project (Commercial) Offices under AIBP	SCSP	WAT	24,58.27	6,07.30	24,58.27	6,07.30	23,49.12	6,16.42
Lower Suktel Irrigation Project (Commercial) Offices under AIBP	TSP	WAT	64,42.48	12,52.47	64,42.48	12,52.47	64,41.75	12,53.68
Lump Provision for Other Works-Roads and Bridges	Normal	WOR	1,25,97.94	84,32.01	1,25,97.94	84,32.01	1,25,97.94	84,32.03
MLALAD Fund	Normal	PCD	1,47,00.00	1,47,00.00	1,47,00.00	1,47,00.00	1,47,00.00	1,47,00.00
Madhubabu Pension for Destitute	Normal	WCD	2,34,38.56	2,33,15.32	2,34,38.56	2,33,15.32	2,34,38.56	2,33,15.32
Madhubabu Pension for Destitute	SCSP	WCD	66,23.67	65,81.52	66,23.67	65,81.52	66,23.67	65,30.39
Madhubabu Pension for Destitute	TSP	WCD	90,08.08	89,04.41	90,08.08	89,04.41	90,08.08	89,55.53
<i>Mahila Vikash Samabaya Nigam</i> (MVSN)	Normal	WCD	3,34.44	12,66.10	3,34.44	12,66.10	3,34.44	12,66.10
Management Information System and Computerisation of Credit Co-operatives	Normal	COP	4.98	20,35.20	4.98	20,35.20	4.97	20,35.20
Manjore Irrigation Project (Commercial)-Medium Irrigation Project	Normal	WAT	13,67.56	9,17.05	13,67.56	9,17.05	13,66.88	9,17.17
Mechanism for Marketing of Minor Forest Produce with Minimum Support Price	TSP	WEL	3,30.34	13,33.33	3,30.34	13,33.33	3,30.34	13,33.33
Medium Irrigation Project-General	Normal	WAT	29,93.87	4,52.50	29,93.87	4,52.50	29,53.08	4,52.58
Mega Lift Project under State Plan	Normal	WAT	2,07,38.34	1,56,30.00	2,07,38.34	1,56,30.00	2,07,37.35	1,52,09.95
Mega Lift Project under State Plan	SCSP	WAT	65,18.05	65,00.00	65,18.05	65,00.00	65,18.05	65,00.00
Mega Lift Project under State Plan	TSP	WAT	46,21.80	1,00,00.00	46,21.80	1,00,00.00	46,21.78	1,00,00.00
Mid-Day Meals	Normal	EDN	3,67,65.84	4,04,03.35	3,67,65.84	4,04,03.35	3,67,65.84	4,04,03.35
Mid-Day Meals	SCSP	EDN	1,20,43.99	1,41,15.43	1,20,43.99	1,41,15.43	1,20,43.99	1,41,15.44
Mid-Day Meals	TSP	EDN	1,45,79.55	1,66,36.17	1,45,79.55	1,66,36.17	1,45,79.55	1,66,36.16
Minor Irrigation Project under State Plan	Normal	WAT	49,00.95	15,50.82	49,00.95	15,50.82	48,58.29	15,83.87
Mission Mode Project under National e-Governance Project (NEGP)	Normal	FIN	..	5,38.27	..	5,38.27	..	8,06.21
<i>Mo Kudia</i>	Normal	PRD	..	1,73,10.52	..	1,73,10.52	..	1,73,10.52

**APPENDIX-V**

**PLAN SCHEME EXPENDITURE**

**B. STATE PLAN SCHEMES**

State Scheme	N/TSP/ SCSP	State Department	Plan Outlay		Budget Allocation		Expenditure	
			2015-16	2014-15	2015-16	2014-15	2015-16	2014-15
(₹ in lakh)								
<i>Mo Kudia</i>	SCSP	PRD	..	63,60.00	..	63,60.00	..	63,60.00
<i>Mo Kudia</i>	TSP	PRD	..	93,40.00	..	93,40.00	..	93,40.00
<i>Mo Masari Yojana</i> for Malaria Eradication	TSP	HFW	..	60,00.00	..	60,00.00	..	60,00.00
Model Schools at Block Level	Normal	EDN	..	20,00.00	..	20,00.00	..	20,00.00
Modernisation of Banking-Core Banking Solution	Normal	COP	..	2,90.00	..	2,90.00	..	2,90.00
Modernisation of Police Force-Capital Expenditure for Buildings	Normal	HOM	2,99.68	48,08.89	2,99.68	48,08.89	2,99.68	48,08.89
Modernisation of Police Force-Capital Expenditure for Buildings	SCSP	HOM	..	11,40.25	..	11,40.25	..	11,40.25
Modernisation of Police Force-Capital Expenditure for Buildings	TSP	HOM	..	24,84.50	..	24,84.50	..	24,84.50
Modernisation of Quality Education in Colleges	Normal	EDU	16,95.70	3,25.11	16,95.70	3,25.11	16,96.69	3,25.11
National AIDS and STD Control Programme	Normal	HFW	11,26.23	15,53.55	11,26.23	15,53.55	11,26.23	15,53.55
National Afforestation Programme	Normal	FOR	15,89.57	9,59.33	15,89.57	9,59.33	15,89.57	9,59.33
National Family Benefit Scheme	Normal	WCD	26,20.60	28,96.80	26,20.60	28,96.80	26,20.60	28,96.80
National Family Benefit Scheme	TSP	WCD	10,05.40	11,12.93	10,05.40	11,12.93	10,05.40	11,12.93
National Food Security Mission	Normal	AGR	75,33.47	33,15.25	75,33.47	33,15.25	75,33.47	33,15.25
National Food Security Mission	SCSP	AGR	39,36.65	8,91.38	39,36.65	8,91.38	39,36.65	8,91.38
National Food Security Mission	TSP	AGR	20,51.59	11,94.38	20,51.59	11,94.38	20,51.59	11,94.38
National Health Mission	Normal	HFW	3,60,29.04	3,91,26.80	3,60,29.04	3,91,26.80	3,60,28.94	3,91,26.80
National Health Mission	SCSP	HFW	2,52,87.69	1,90,02.86	2,52,87.69	1,90,02.86	2,52,87.69	1,90,02.86
National Health Mission	TSP	HFW	3,36,03.85	1,22,91.87	3,36,03.85	1,22,91.87	3,35,83.82	1,21,11.87
National Horticulture Mission	Normal	AGR	63,08.92	52,13.49	63,08.92	52,13.49	63,08.91	52,13.49
National Horticulture Mission	SCSP	AGR	17,26.02	14,52.37	17,26.02	14,52.37	17,26.02	14,52.37
National Horticulture Mission	TSP	AGR	22,77.65	18,80.75	22,77.65	18,80.75	22,77.65	18,80.75
National Livestock Health and Disease Control Programme	Normal	FAR	4,74.10	10,64.87	4,74.10	10,64.87	4,74.10	10,64.87

**APPENDIX-V**

**PLAN SCHEME EXPENDITURE**

**B. STATE PLAN SCHEMES**

State Scheme	N/TSP/ SCSP	State Department	Plan Outlay		Budget Allocation		Expenditure	
			2015-16	2014-15	2015-16	2014-15	2015-16	2014-15
(₹ in lakh)								
National Mission for Sustainable Agriculture	Normal	AGR	41,60.49	21,04.33	41,60.49	21,04.33	41,60.49	21,04.33
National Mission for Sustainable Agriculture	SCSP	AGR	14,53.43	12,31.34	14,53.43	12,31.34	14,53.43	12,31.34
National Mission for Sustainable Agriculture	TSP	AGR	14,97.93	7,59.12	14,97.93	7,59.12	14,97.93	7,59.12
National Mission on AYUSH including Mission on Medicinal Plants	SCSP	HFW	16,00.00	..	16,00.00	..	16,00.00	..
National Mission on AYUSH including Mission on Medicinal Plants	TSP	HFW	12,00.93	..	12,00.93	..	12,00.93	..
National Mission on Agriculture Extension and Technology	Normal	AGR	72,07.22	30,70.10	72,07.22	30,70.10	72,07.22	30,70.10
National Mission on Agriculture Extension and Technology	SCSP	AGR	10,62.32	7,61.33	10,62.32	7,61.33	10,62.32	7,61.33
National Mission on Agriculture Extension and Technology	TSP	AGR	13,71.69	10,51.49	13,71.69	10,51.49	13,71.69	10,51.49
National Old Age Pension to Destitutes	Normal	WCD	3,28,76.44	3,30,97.66	3,28,76.44	3,30,97.66	3,28,55.93	3,30,97.21
National Old Age Pension to Destitutes	SCSP	WCD	91,88.79	92,40.31	91,88.79	92,40.31	91,88.79	92,55.69
National Old Age Pension to Destitutes	TSP	WCD	1,24,31.83	1,25,01.55	1,24,31.83	1,25,01.55	1,24,52.33	1,25,01.55
National Rural Employment Guarantee Scheme	Normal	PRD	8,19,68.83	3,42,48.06	8,19,68.83	3,42,48.06	8,19,68.82	4,14,12.14
National Rural Employment Guarantee Scheme	SCSP	PRD	5,12,30.50	2,14,05.03	5,12,30.50	2,14,05.03	5,12,30.50	2,58,82.58
National Rural Employment Guarantee Scheme	TSP	PRD	7,17,22.72	2,99,67.05	7,17,22.72	2,99,67.05	7,17,22.72	3,62,35.62
National Rural Livelihood Mission (NRLM)	Normal	PRD	95,67.24	61,15.29	95,67.24	61,15.29	95,11.48	65,76.64
National Rural Livelihood Mission (NRLM)	SCSP	PRD	53,61.80	34,67.09	53,61.80	34,67.09	53,61.80	38,66.93
National Rural Livelihood Mission (NRLM)	TSP	PRD	49,85.68	27,42.40	49,85.68	27,42.40	49,85.68	31,47.48
National Urban Livelihood Mission	Normal	HUD	5,50.01	14,84.67	5,50.01	14,84.67	5,50.01	14,84.67
New Scheme for Promotion of Other Industries	Normal	IND	14,80.00	12,10.00	14,80.00	12,10.00	14,80.00	12,10.00
<i>Nirmal Bharat Abhiyan</i>	Normal	RDD	6,19,79.89	4,67,86.02	6,19,79.89	4,67,86.02	6,19,79.89	40,12.28
<i>Nirmal Bharat Abhiyan</i>	SCSP	RDD	1,59,44.19	1,32,56.04	1,59,44.19	1,32,56.04	1,59,44.19	15,41.89
<i>Nirmal Bharat Abhiyan</i>	TSP	RDD	1,73,25.54	1,79,34.64	1,73,25.54	1,79,34.64	1,73,25.54	32,23.83
OTELP Plus	TSP	WEL	34,05.00	29,86.57	34,05.00	29,86.57	..	29,86.57
<i>Odisha Adarsha Vidyalaya</i>	Normal	EDN	1,00,00.00	..	1,00,00.00	..	1,00,00.00	..



**APPENDIX-V**

**PLAN SCHEME EXPENDITURE**

**B. STATE PLAN SCHEMES**

State Scheme	N/TSP/ SCSP	State Department	Plan Outlay		Budget Allocation		Expenditure	
			2015-16	2014-15	2015-16	2014-15	2015-16	2014-15
(₹ in lakh)								
Odisha Integrated Irrigated Agriculture and Water Management Project (EAP)	Normal	WAT	54,98.84	42,92.58	54,98.84	42,92.58	54,99.99	42,53.68
Odisha Integrated Irrigated Agriculture and Water Management Project (EAP)	SCSP	WAT	21,,74.62	11,39.46	21,,74.62	11,39.46	21,74.49	11,19.12
Odisha Integrated Irrigated Agriculture and Water Management Project (EAP)	TSP	WAT	27,04.64	11,21.12	27,04.64	11,21.12	27,04.52	11,67.69
Odisha Modernising Economy Governance and Administration (OMEGA)	Normal	FIN	14,28.04	11,48.42	14,28.04	11,48.42	14,,28.04	11,46.42
Odisha Power Sector Improvement Project	Normal	ENE	64,99.00	..	64,99.00	..	64,99.00	..
Odisha Share for UMPP-Loans to GRIDCO	Normal	ENE	48,75.00	55,41.83	48,75.00	55,41.83	48,75.00	55,41.83
Odisha State Employment Mission	Normal	ETE	21,00.70	28,43.50	21,00.70	28,43.50	21,00.70	28,43.50
Odisha State Employment Mission	SCSP	ETE	5,99.55	10,50.00	5,99.55	10,50.00	5,99.55	13,80.00
Odisha State Roads Project - Land Acquisition Utility Shifting and Other Non-Reimbursable Expenses (EAP)	Normal	WOR	1,25.00	1176.82	1,25.00	1176.82	1,24.97	1175.57
Odisha State Employment Mission	TSP	ETE	..	11,06.50	..	11,06.50	..	7,76.50
One Time ACA for District and Other Roads	Normal	RDD	..	37,71.07	..	37,71.07	..	37,65.89
One Time ACA for District and Other Roads	SCSP	RDD	..	12,56.44	..	12,56.44	..	12,30.32
One Time ACA for District and Other Roads	TSP	RDD	..	14,58.95	..	14,58.95	..	14,68.61
One Time ACA for Roads Project	Normal	WOR	..	23,68.53	..	23,68.53	..	23,67.38
One Time ACA for Roads Project	SCSP	WOR	..	37,22.26	..	37,22.26	..	37,28.42
One Time ACA for Roads Project	TSP	WOR	..	26,02.56	..	26,02.56	..	26,02.56
Operation of Potato Buffer Stock-One Time Revolution Fund	Normal	SUP	50,00.00	..	50,00.00	..	50,00.00	..
Other Pipeline Projects (Commercial) under Medium Irrigation Project	TSP	WAT	10,25.52	..	10,25.52	..	10,25.33	..
Odisha Community Tanks Management Project (EAP)	Normal	WAT	50,00.00	44,60.00	50,00.00	44,60.00	50,00.00	44,60.00
Odisha Community Tanks Management Project (EAP)	SCSP	WAT	30,00.00	21,40.00	30,00.00	21,40.00	30,00.00	21,40.00
Odisha Community Tanks Management Project (EAP)	TSP	WAT	40,00.00	34,00.00	40,00.00	34,00.00	40,00.00	34,00.00

**APPENDIX-V**

**PLAN SCHEME EXPENDITURE**

**B. STATE PLAN SCHEMES**

State Scheme	N/TSP/ SCSP	State Department	Plan Outlay		Budget Allocation		Expenditure	
			2015-16	2014-15	2015-16	2014-15	2015-16	2014-15
(₹ in lakh)								
Odisha Forest Sector Development Project (EAP, JBIC (Japan) Assisted)	Normal	FOR	5.21	41,29.09	5.21	41,29.09	5.21	41,30.49
Odisha Forest Sector Development Project (EAP, JBIC (Japan) Assisted)	SCSP	FOR	..	10,40.75	..	10,40.75	..	10,40.75
Odisha Forest Sector Development Project (EAP, JBIC (Japan) Assisted)	TSP	FOR	..	13,87.65	..	13,87.65	..	13,87.65
Odisha Remote Sensing Application Centre	Normal	STD	9,83.98	10,46.12	9,83.98	10,46.12	9,83.98	10,46.12
Odisha State Roads Project - Land Acquisition Utility Shifting and Other Non-Reimbursable Expenses (EAP)	Normal	WOR	..	11,76.82	..	11,76.82	..	11,75.57
Odisha State Roads Project - Rehabilitation and Resettlement (EAP)	Normal	WOR	..	2,,70.64	..	2,,70.64	..	2,70.78
Odisha State Roads Project - Road Improvement Component (EAP)	Normal	WOR	33,99.98	45,17.76	33,99.98	45,17.76	31,49.96	34,35.58
Odisha State Roads Project - Road Improvement Component (EAP)	SCSP	WOR	35,45.01	34,32.80	35,45.01	34,32.80	35,45.00	34,32.80
Odisha State Roads Project - Road Improvement Component (EAP)	TSP	WOR	52,90.01	39,49.40	52,90.01	39,49.40	52,90.00	33,61.13
Other Pipeline Projects (Commercial) under RIDF-Medium Irrigation	Normal	WAT	71,55.86	1,15,57.83	71,55.86	1,15,57.83	71,55.85	1,15,47.29
Other Pipeline Projects (Commercial) under RIDF-Medium Irrigation	SCSP	WAT	20,90.02	39,22.83	20,90.02	39,22.83	20,89.94	39,49.16
Other Pipeline Projects (Commercial) under RIDF-Medium Irrigation	TSP	WAT	50,82.02	45,09.46	50,82.02	45,09.46	50,81.92	44,86.43
Other Plan Programmes for Medium Irrigation	Normal	WAT	21,83.94	29,17.92	21,83.94	29,17.92	14,18.78	30,07.76
Other Relief Measures-Construction of Flood Shelter	Normal	REV	24,80.36	5,00.00	24,80.36	5,00.00	24,80.36	5,00.00
PPP-Road Projects-Environment Clearances, Utility Shifting DPR Preparation and Other Expenses	Normal	WOR	15,82.73	3,44.98	15,82.73	3,44.98	15,82.73	3,44.98
PPP-Road Projects-Land Acquisition	Normal	WOR	41,52.31	8,45.00	41,52.31	8,45.00	41,52.31	8,45.00

**APPENDIX-V**

**PLAN SCHEME EXPENDITURE**

**B. STATE PLAN SCHEMES**

State Scheme	N/TSP/ SCSP	State Department	Plan Outlay		Budget Allocation		Expenditure	
			2015-16	2014-15	2015-16	2014-15	2015-16	2014-15
(₹ in lakh)								
PPP-Road Projects-Land Acquisition	SCSP	WOR	14,41.24	3,75.00	14,41.24	3,75.00	14,41.24	3,75.00
PPP-Road Projects-Land Acquisition	TSP	WOR	18,21.27	7,80.00	18,21.27	7,80.00	18,21.28	7,80.00
Pipeline Project (Commercial) under WSIDP	Normal	WAT	11,50.92	..	11,50.92	..	11,73.98	..
Popularisation of Agricultural Implements, Equipments and Diesel Pump Sets	Normal	AGR	1,50,24.76	1,02,47.89	1,50,24.76	1,02,47.89	1,50,24.76	1,02,47.89
Popularisation of Agricultural Implements, Equipments and Diesel Pump Sets	SCSP	AGR	42,52.26	29,66.31	42,52.26	29,66.31	42,52.26	29,66.31
Popularisation of Agricultural Implements, Equipments and Diesel Pump Sets	TSP	AGR	57,18.94	30,05.91	57,18.94	30,05.91	57,18.94	30,05.91
Post-Matric Scholarship and Stipend for SC Students	SCSP	WEL	..	73,65.06	..	73,65.06	..	73,43.88
Post-Matric Scholarship and Stipend for ST Students	TSP	WEL	1,84,30.66	52,89.59	1,84,30.66	52,89.59	1,84,30.66	52,89.59
Post-Matric Scholarship for OBC Students	Normal	WEL	26,22.98	14,07.97	26,22.98	14,07.97	26,22.98	14,07.97
<i>Pradhanmantri Krishi Sinchayi Yojana (PMKSY)</i>	Normal	AGR	15,52.75	..	15,52.75	..	15,52.75	..
<i>Pradhanmantri Krishi Sinchayi Yojana (PMKSY)</i>	TSP	AGR	31,34.22	..	31,34.22	..	31,34.22	..
Pre-Matric Scholarship for ST Students	TSP	WEL	26,65.00	59,82.61	26,65.00	59,82.61	26,64.95	59,83.61
Pre-Matric Scholarship to SC Students	SCSP	WEL	..	44,70.09	..	44,70.09	..	44,28.20
Pre-Matric Scholarship and Stipend for Schedule Tribe Students	TSP	WEL	49,00.00	..	49,00.00	..	49,00.00	..
Prevention & Control of Diseases	Normal	HFW	86,38.75	..	86,38.75	..	86,38.75	..
Promotion and Facilitation of Information Technology	Normal	INT	22,78.00	60.00	22,78.00	60.00	22,78.00	60.00
Pre-School Education for Children	Normal	WCD	..	9,22.70	..	9,22.70	..	9,22.70
Promotion of Handicraft Industries	Normal	THL	18,48.00	13,85.99	18,48.00	13,85.99	18,48.00	13,85.99
Promotion of Improvement Package of Practices	Normal	AGR	47,86.73	13,15.60	47,86.73	13,15.60	47,86.73	13,15.60
Promotion of Improvement Package of Practices	SCSP	AGR	12,55.95	3,99.34	12,55.95	3,99.34	12,55.95	3,99.34
Promotion of Improvement Package of Practices	TSP	AGR	16,23.69	5,45.98	16,23.69	5,45.98	16,23.69	5,45.98
Protection and Conservation of Turtle (Black Buck and Fresh Water)	Normal	FOR	18,15.86	11,99.99	18,15.86	11,99.99	18,15.85	11,92.44

**APPENDIX-V**

**PLAN SCHEME EXPENDITURE**

**B. STATE PLAN SCHEMES**

State Scheme	N/TSP/ SCSP	State Department	Plan Outlay		Budget Allocation		Expenditure	
			2015-16	2014-15	2015-16	2014-15	2015-16	2014-15
(₹ in lakh)								
Public Health-Head Quarter Organisation	Normal	HFV	2,00.00	14,00.00	2,00.00	14,00.00	2,00.00	13,99.99
<i>Rajiv Gandhi Grameen Vidyutikaran Yojana</i>	Normal	ENE	37,02.63	26.30	37,02.63	26.30	37,02.63	26.30
<i>Rajiv Gandhi Grameen Vidyutikaran Yojana</i>	SCSP	ENE	23,16.40	..	23,16.40	..	23,16.40	..
<i>Rajiv Gandhi Panchayat Sashaktikaran Abhiyan (RGPSA)</i>	Normal	PRD	59,00.00	31,16.43	59,00.00	31,16.43	..	31,16.43
Rajiv Gandhi Scheme for Empowerment of Adolescent Girls (SABLA)	Normal	WCD	46,43.28	..	46,43.28	..	46,43.28	..
Rajiv Gandhi Scheme for Empowerment of Adolescent Girls (SABLA)	TSP	WCD	14,69.44	..	14,69.44	..	14,69.44	..
<i>Rajiv Gandhi Panchayat Sashaktikaran Abhiyan (RGPSA)</i>	TSP	PRD	..	3,95.04	..	3,95.04	..	3,95.04
Rajiv Gandhi Scheme for Empowerment of Adolescent Girls	Normal	WCD	..	40,32.67	..	40,32.67	..	40,32.67
Rajiv Gandhi Scheme for Empowerment of Adolescent Girls	SCSP	WCD	..	13,21.22	..	13,21.22	..	13,21.22
Rajiv Gandhi Scheme for Empowerment of Adolescent Girls	TSP	WCD	..	16,01.45	..	16,01.45	..	16,01.45
<i>Rashtriya Swasthya Bima Yojana</i>	Normal	LEM	..	80,04.00	..	80,04.00	..	80,04.00
<i>Rashtriya Swasthya Bima Yojana</i>	SCSP	LEM	..	25,22.00	..	25,22.00	..	25,22.00
<i>Rashtriya Swasthya Bima Yojana</i>	TSP	LEM	..	34,20.58	..	34,20.58	..	34,20.58
<i>Rashtriya Uchchatar Shiksha Abhiyan (RUSA)-Higher Education</i>	SCSP	EDU	22,52.45	7,80.00	22,52.45	7,80.00	22,52.45	7,80.00
<i>Rashtriya Swasthya Bima Yojana</i>	Normal	LEM	74,27.28	..	74,27.28	..	74,27.28	..
<i>Rashtriya Swasthya Bima Yojana</i>	SCSP	LEM	22,62.02	..	22,62.02	..	22,62.02	..
<i>Rashtriya Swasthya Bima Yojana</i>	TSP	LEM	30,13.23	..	30,13.23	..	30,13.23	..
<i>Rashtriya Uchchatar Shiksha Abhiyan (RUSA)- Higher Education</i>	Normal	EDU		1,14,26.80		1,14,26.80		58,38.80
<i>Rashtriya Madhyamik Shiksha Abhiyan</i>	Normal	EDN	1,20,17.30	1,42,91.13	1,20,17.30	1,42,91.13	1,20,17.30	1,42,91.13
<i>Rashtriya Madhyamik Shiksha Abhiyan</i>	SCSP	EDN	76,98.18	46,59.25	76,98.18	46,59.25	76,98.18	46,59.25
<i>Rashtriya Madhyamik Shiksha Abhiyan</i>	TSP	EDN	94,63.25	58,95.75	94,63.25	58,95.75	94,63.25	58,95.75
Reform and Restructuring Projects-Establishment	Normal	ENE	7,25.48	14,99.96	7,25.48	14,99.96	7,25.48	14,99.96

**APPENDIX-V**

**PLAN SCHEME EXPENDITURE**

**B. STATE PLAN SCHEMES**

State Scheme	N/TSP/ SCSP	State Department	Plan Outlay		Budget Allocation		Expenditure	
			2015-16	2014-15	2015-16	2014-15	2015-16	2014-15
(₹ in lakh)								
Rehabilitation of Urban Slums in Berhampur	Normal	HUD	41,93.84	41,93.84	41,93.84	41,93.84	6,10.00	41,93.84
Rehabilitation of Urban Slums in Berhampur	SCSP	HUD	12,57.08	12,57.08	12,57.08	12,57.08	1,65.00	12,57.08
Rehabilitation of Urban Slums in Berhampur	TSP	HUD	15,49.08	15,49.08	15,49.08	15,49.08	2,25.00	15,49.08
Rengali Irrigation Project (Commercial) Offices under AIBP	Normal	WAT	1,14,44.25	78,31.08	1,14,44.25	78,31.08	1,13,41.32	78,01.47
Rengali Irrigation Project (Commercial) Offices under AIBP	SCSP	WAT	34,64.00	19,53.98	34,64.00	19,53.98	34,60.30	19,55.01
Rengali Irrigation Project (Commercial) Offices under AIBP	TSP	WAT	13,06.24	9,25.24	13,06.24	9,25.24	13,06.22	9,25.23
Renovation Work by Health Department	Normal	HFW	14,18.91	11,22.88	14,18.91	11,22.88	14,99.75	11,49.36
Repair, Renovation and Restoration of Building	Normal	EDN	24,66.35	14,63.15	24,66.35	14,63.15	24,42.26	14,43.86
Repair, Renovation and Restoration of Minor Irrigation Projects	Normal	WAT	1,15,09.71	52,54.13	1,15,09.71	52,54.13	1,15,08.53	52,27.89
Repair, Renovation and Restoration of Minor Irrigation Projects	SCSP	WAT	42,10.50	15,83.69	42,10.50	15,83.69	42,10.58	15,62.07
Repair, Renovation and Restoration of Minor Irrigation Projects	TSP	WAT	17,87.55	20,35.80	17,87.55	20,35.80	18,31.41	20,93.40
Repair and Renovation of Defunct LIPs through OLIC	Normal	WAT	74,45.08	2,00.00	74,45.08	2,00.00	74,45.08	..
Repair and Renovation of Defunct LIPs through OLIC	SCSP	WAT	15,23.92	1,00.00	15,23.92	1,00.00	15,23.92	..
Repair and Renovation of Defunct LIPs through OLIC	TSP	WAT	38,06.00	2,00.00	38,06.00	2,00.00	38,06.00	..
Ret Irrigation Project (Commercial) Offices under AIBP	Normal	WAT	24,68.31	6,57.44	24,68.31	6,57.44	25,57.27	6,57.24
Ret Irrigation Project (Commercial) Offices under AIBP	TSP	WAT	17,12.07	9,73.99	17,12.07	9,73.99	15,75.05	9,73.69
Road Works under Core Road Network	TSP	WOR	22,50.00	10,55.52	22,50.00	10,55.52	22,50.00	10,55.53
Road Works under Road Development Programme	Normal	WOR	5,49,41.01	2,65,32.83	5,49,41.01	2,65,32.83	5,49,41.01	2,65,46.80
Road Works under Road Development Programme	SCSP	WOR	2,59,00.00	1,19,50.20	2,59,00.00	1,19,50.20	2,59,00.00	1,19,34.73
Road Works under Road Development Programme	TSP	WOR	1,93,00.00	94,84.69	1,93,00.00	94,84.69	1,93,00.00	94,84.69
Road Works under Road Development Programme in KBK Districts from SCA under RLTA	Normal	WOR	4,41.08	22,14.50	4,41.08	22,14.50	4,41.08	22,29.51
Road Works under Road Development Programme in KBK Districts from SCA under RLTA	SCSP	WOR	4,99.60	13,52.50	4,99.60	13,52.50	4,99.61	13,52.78
Road Works under Road Development Programme in KBK Districts from SCA under RLTA	TSP	WOR	5,94.28	21,43.11	5,94.28	21,43.11	5,94.28	21,42.82

**APPENDIX-V**

**PLAN SCHEME EXPENDITURE**

**B. STATE PLAN SCHEMES**

State Scheme	N/TSP/ SCSP	State Department	Plan Outlay		Budget Allocation		Expenditure	
			2015-16	2014-15	2015-16	2014-15	2015-16	2014-15
(₹ in lakh)								
Roads of Inter State or Economic Importance including Major Works and Proportionate Charges (Central Scheme)	TSP	WOR	6,00.01	23,00.01	6,00.01	23,00.01	6,00.01	23,00.01
Rukura Irrigation Project (Commercial) Offices under AIBP	Normal	WAT	13,59.86	11,31.59	13,59.86	11,31.59	1359.81	11,39.01
Rukura Irrigation Project (Commercial) Offices under AIBP	SCSP	WAT	8,24.03	12,24.75	8,24.03	12,24.75	8,23.98	12,26.55
Rukura Irrigation Project (Commercial) Offices under AIBP	TSP	WAT	38,13.23	33,80.12	38,13.23	33,80.12	38,13.04	33,00.96
Rural Connectivity in LWE Affected Districts	Normal	PCD	44,29.00	44,29.00	44,29.00	44,29.00	44,29.00	44,29.00
Rural Connectivity in LWE Affected Districts	SCSP	PCD	17,05.00	17,05.00	17,05.00	17,05.00	17,05.00	17,05.00
Rural Connectivity in LWE Affected Districts	TSP	PCD	38,66.00	38,66.00	38,66.00	38,66.00	38,66.00	38,66.00
Rural Family Welfare Service	Normal	HFV	69,45.86	..	69,45.86	..	69,45.68	..
Rural Family Welfare Service	TSP	HFV	43,97.92	..	43,97.92	..	44,00.72	..
Rural Health Services	Normal	HFV	..	6,34.00	..	6,34.00	..	6,34.00
Rural Infrastructure Development Fund (RIDF)-District and Other Roads	Normal	WOR	6,05,00.00	4,29,00.00	6,05,00.00	4,29,00.00	6,05,73.12	4,29,19.89
Rural Infrastructure Development Fund (RIDF)-District and Other Roads	SCSP	WOR	1,62,00.00	1,71,00.00	1,62,00.00	1,71,00.00	1,62,06.34	1,71,21.78
Rural Infrastructure Development Fund (RIDF)-District and Other Roads	TSP	WOR	2,06,26.00	1,82,48.00	2,06,26.00	1,82,48.00	2,05,26.00	1,82,46.64
Rural Infrastructure Development Fund (RIDF)-Minor Irrigation	Normal	WAT	76,96.19	88,69.15	76,96.19	88,69.15	76,81.65	88,69.15
Rural Infrastructure Development Fund (RIDF)-Minor Irrigation	SCSP	WAT	20,98.99	30,76.11	20,98.99	30,76.11	20,98.98	30,76.11
Rural Infrastructure Development Fund (RIDF)-Minor Irrigation	TSP	WAT	31,99.92	21,58.70	31,99.92	21,58.70	31,99.92	21,58.70
Rural Infrastructure Development Fund (RIDF)-Roads and Bridges	Normal	RDD	5,73,97.10	2,60,82.14	5,73,97.10	2,60,82.14	5,74,02.99	2,61,30.55
Rural Infrastructure Development Fund (RIDF)-Roads and Bridges	SCSP	RDD	1,65,88.73	71,70.01	1,65,88.73	71,70.01	1,64,94.52	71,47.85

**APPENDIX-V**

**PLAN SCHEME EXPENDITURE**

**B. STATE PLAN SCHEMES**

State Scheme	N/TSP/ SCSP	State Department	Plan Outlay		Budget Allocation		Expenditure	
			2015-16	2014-15	2015-16	2014-15	2015-16	2014-15
(₹ in lakh)								
Rural Infrastructure Development Fund (RIDF)-Roads and Bridges	TSP	RDD	2,52,25.41	1,17,30.01	2,52,25.41	1,17,30.01	2,52,46.47	1,17,74.03
Rural Infrastructure Development Fund (RIDF)-State Highways	TSP	WOR	11,74.00	17,52.00	11,74.00	17,52.00	11,74.00	17,52.00
<i>Sarva Shiksha Abhiyan</i> for Universalisation of Education	Normal	EDN	6,75,74.63	5,39,77.90	6,75,74.63	5,39,77.90	6,75,74.63	5,39,53.72
<i>Sarva Shiksha Abhiyan</i> for Universalisation of Education	SCSP	EDN	2,85,99.82	1,64,33.67	2,85,99.82	1,64,33.67	2,85,99.82	1,64,33.67
<i>Sarva Shiksha Abhiyan</i> for Universalisation of Education	TSP	EDN	4,06,28.29	2,05,64.18	4,06,28.29	2,05,64.18	4,06,28.29	2,05,64.18
Scholarship to Meritorious Students	Normal	EDU	40,20.07	40,00.00	40,20.07	40,00.00	25,03.35	40,00.00
Share Capital Investment in Credit Co-operative Institution	Normal	COP	1,29,54.51	24,49.00	1,29,54.51	24,49.00	1,29,54.50	24,48.00
Share Capital Investment in Credit Co-operative Institution	TSP	COP	2,00.00	10,30.00	2,00.00	10,30.00	2,00.00	10,30.00
Share Capital Investment in OHPC	Normal	ENE	25,07.07	..	25,07.07	..	25,07.07	..
Share Capital Investment	Normal	AGR	34,20.30	..	34,20.30	..	34,20.30	..
Shifting of Transformers Located in Schools Colleges AWCs	Normal	ENE	27.50	11,21.33	27.50	11,21.33	27.50	10,51.17
Smart City	Normal	HUD	2,10,52.43	..	2,10,52.43	..	2,10,52.43	..
Smart City	SCSP	HUD	65,96.57	..	65,96.57	..	65,96.57	..
Smart City	TSP	HUD	88,26.31	..	88,26.31	..	88,26.31	..
Solar Photovoltaic Pumps for Irrigation	Normal	STD	16,00.00	0.01	16,00.00	0.01	16,00.00	..
Special Educational Infrastructure	Normal	WEL	13,27.44	9,68.02	13,27.44	9,68.02	13,27.43	968.02
Special Central Assistance for Special Programme for KBK Districts	Normal	ENE	..	9,06.80	..	9,06.80	..	9,06.80
Special Central Assistance for Special Programme for KBK Districts	TSP	ENE	..	7,68.20	..	7,68.20	..	7,68.20
Special Plan for KBK Districts under BRGF	Normal	WCD	..	8,22.47	..	8,22.47	..	8,22.47
Special Plan for KBK Districts under BRGF	TSP	WCD	..	6,27.68	..	6,27.68	..	6,27.68
Special Plan for KBK Districts-ST	TSP	WEL	16,45.00	53,83.52	16,45.00	53,83.52	16,45.00	53,83.52
Special Problem Fund	Normal	PCD	43,00.00	39,40.00	43,00.00	39,40.00	43,00.00	39,40.00
Special Programme for KBK Districts under BRGF	Normal	RDD	30,37.15	55,60.88	30,37.15	55,60.88	30,37.15	55,32.98

**APPENDIX-V**

**PLAN SCHEME EXPENDITURE**

**B. STATE PLAN SCHEMES**

State Scheme	N/TSP/ SCSP	State Department	Plan Outlay		Budget Allocation		Expenditure	
			2015-16	2014-15	2015-16	2014-15	2015-16	2014-15
(₹ in lakh)								
Special Programme for KBK Districts under BRGF	SCSP	RDD	6,38.73	16,42.39	6,38.73	16,42.39	6,40.48	16,99.25
Special Programme for KBK Districts under BRGF	TSP	RDD	10,49.63	22,10.98	10,49.63	22,10.98	10,51.37	21,81.03
Special Repair of National Highways	Normal	WOR	38,32.56	72,17.54	38,32.56	72,17.54	38,32.56	72,17.54
State Capital Region Improvement of Power System	Normal	ENE	70,00.00	..	70,00.00	..	70,00.00	..
State Consumer Protection Programme	Normal	SUP	5,81.93	10,88.24	5,81.93	10,88.24	5,81.93	10,88.24
State Highways Development Project	Normal	WOR	5,03,62.27	1,25,00.01	5,03,62.27	1,25,00.01	5,03,61.97	1,25,88.29
State Highways Development Project	SCSP	WOR	2,65,37.01	70,40.01	2,65,37.01	70,40.01	2,62,58.01	69,58.52
State Highways Development Project	TSP	WOR	1,76,96.37	72,81.64	1,76,96.37	72,81.64	17322.82	72,81.64
State Maritime Museum-Contribution to Corpus Fund	Normal	WAT	..	8,00.00	..	8,00.00	..	8,00.00
State Plan Scheme for <i>Rashtriya Krishi Vikas Yojana (RKVY)</i>	Normal	AGR	2,95,24.61	2,90,00.00	2,95,24.61	2,90,00.00	2,95,24.61	2,90,00.00
State Plan Scheme for <i>Rashtriya Krishi Vikas Yojana (RKVY)</i>	SCSP	AGR	83,65.36	91,95.09	83,65.36	91,95.09	83,65.36	91,95.09
State Plan Scheme for <i>Rashtriya Krishi Vikas Yojana (RKVY)</i>	TSP	AGR	1,13,17.49	1,22,18.01	1,13,17.49	1,22,18.01	1,13,17.49	1,22,18.01
State Potato Commission	Normal	AGR	29,78.28	..	29,78.28	..	29,78.28	..
State Potato Commission	TSP	AGR	11,43.79	..	11,43.79	..	11,43.79	..
Sub-Mission on Urban Infrastructure and Governance (SM- UIG)-(JNNURM)	Normal	HUD	..	14,81.15	..	14,81.15	..	14,81.15
Sub-Mission on Urban Infrastructure and Governance (SM- UIG)-(JNNURM)	SCSP	HUD	..	4,42.73	..	4,42.73	..	4,42.72
Sub-Mission on Urban Infrastructure and Governance (SM- UIG)-(JNNURM)	TSP	HUD	..	5,92.71	..	5,92.71	..	5,92.71
Subarnarekha Irrigation Project (Commercial) Offices under AIBP	Normal	WAT	61,22.78	39,48.81	61,22.78	39,48.81	61,22.63	39,42.30
Subarnarekha Irrigation Project (Commercial) Offices under AIBP	SCSP	WAT	50,65.86	56,73.10	50,65.86	56,73.10	50,66.26	56,84.90
Subarnarekha Irrigation Project (Commercial) Offices under AIBP	TSP	WAT	1,56,58.66	1,81,92.91	1,56,58.66	1,81,92.91	1,53,86.02	1,81,31.64
Subsidies for Small Scale Industries	Normal	MSM	21,47.05	8,00.40	21,47.05	8,00.40	21,47.05	8,00.40



**APPENDIX-V**

**PLAN SCHEME EXPENDITURE**

**B. STATE PLAN SCHEMES**

State Scheme	N/TSP/ SCSP	State Department	Plan Outlay		Budget Allocation		Expenditure	
			2015-16	2014-15	2015-16	2014-15	2015-16	2014-15
(₹ in lakh)								
Subsidies to Medium and Large Industries	Normal	IND	63,91.84	15,13.69	63,91.84	15,13.69	63,91.84	15,13.69
Subsidy for Promotion of Handloom Industries	Normal	THL	13,14.57	13,38.49	13,14.57	13,38.49	13,14.57	13,38.49
Subsidy on Seeds, Fertilisers, Insecticides and Pesticide	Normal	AGR	42,77.92	28,35.77	42,77.92	28,35.77	42,77.92	28,35.77
Subsidy on Seeds, Fertilisers, Insecticides and Pesticide	TSP	AGR	..	8,04.78	..	8,04.78	..	8,04.78
Subsidy to <i>Jalanidhi</i> Beneficiary-Rural Infrastructure Development Fund (RIDF)	Normal	AGR	96,00.00	53,50.00	96,00.00	53,50.00	96,00.00	53,50.00
Subsidy to <i>Jalanidhi</i> Beneficiary-Rural Infrastructure Development Fund (RIDF)	SCSP	AGR	27,20.00	11,87.50	27,20.00	11,87.50	27,20.00	11,87.50
Subsidy to <i>Jalanidhi</i> Beneficiary-Rural Infrastructure Development Fund (RIDF)	TSP	AGR	36,80.00	17,50.00	36,80.00	17,50.00	36,80.00	17,50.00
Subsidy under Agriculture Policy	Normal	AGR	97,89.58	13,00.00	97,89.58	13,00.00	97,89.58	13,00.00
Supplementary Nutrition Programme under ICDS	Normal	WCD	4,44,48.57	4,00,47.53	4,44,48.57	4,00,47.53	4,44,48.57	3,97,82.82
Supplementary Nutrition Programme under ICDS	SCSP	WCD	1,44,97.19	1,29,74.78	1,44,97.19	1,29,74.78	1,44,97.19	1,29,74.78
Supplementary Nutrition Programme under ICDS	TSP	WCD	1,69,13.92	1,52,16.07	1,69,13.92	1,52,16.07	1,69,13.92	1,54,80.78
Support to Educational Development-Teachers' Training and Adult Education	Normal	EDN	21,43.01	15,40.74	21,43.01	15,40.74	21,42.85	15,44.33
Support to Educational Development-Teachers' Training and Adult Education	TSP	EDN	10,72.84	9,78.18	10,72.84	9,78.18	10,72.80	9,78.18
Sustainable Harnessing of Ground Water in Water Deficit Areas	Normal	AGR	3,12,00.00	2,68,15.00	3,12,00.00	2,68,15.00	3,12,00.00	2,68,15.00
Sustainable Harnessing of Ground Water in Water Deficit Areas	SCSP	AGR	88,40.00	1,05,50.00	88,40.00	1,05,50.00	88,40.00	1,05,50.00
Sustainable Harnessing of Ground Water in Water Deficit Areas	TSP	AGR	1,19,60.00	1,46,35.00	1,19,60.00	1,46,35.00	1,19,60.00	1,46,35.00
<i>Swachh Bharat Mission (Nirmal Bharat Abhiyan)</i>	Normal	HUD	85,63.20	..	85,63.20	..	85,63.20	..
<i>Swachh Bharat Mission (Nirmal Bharat Abhiyan)</i>	SCSP	HUD	18,33.80	..	18,33.80	..	18,33.80	..
<i>Swachh Bharat Mission (Nirmal Bharat Abhiyan)</i>	TSP	HUD	25,03.00	..	25,03.00	..	25,03.00	..
Tahasil Establishment-Miscellaneous Expenses	Normal	REV	2,84.30	13,28.90	2,84.30	13,28.90	2,84.30	13,28.90
Targetted Rural Initiative for Poverty Termination and Infrastructure (TRIPTI)-EAP	Normal	PRD	0.01	36,00.00	0.01	36,00.00	..	36,00.00

**APPENDIX-V**

**PLAN SCHEME EXPENDITURE**

**B. STATE PLAN SCHEMES**

State Scheme	N/TSP/ SCSP	State Department	Plan Outlay		Budget Allocation		Expenditure	
			2015-16	2014-15	2015-16	2014-15	2015-16	2014-15
(₹ in lakh)								
Targetted Rural Initiative for Poverty Termination and Infrastructure (TRIPTI)-EAP	SCSP	PRD	..	13,20.00	..	13,20.00	..	13,20.00
Targetted Rural Initiative for Poverty Termination and Infrastructure (TRIPTI)-EAP	TSP	PRD	..	10,80.00	..	10,80.00	..	10,80.00
Telengiri Irrigation Project (Commercial) Offices under AIBP	Normal	WAT	19,80.84	13,62.75	19,80.84	13,62.75	19,27.99	17,53.97
Telengiri Irrigation Project (Commercial) Offices under AIBP	SCSP	WAT	27,24.23	9,81.40	27,24.23	9,81.40	27,24.23	9,81.40
Telengiri Irrigation Project (Commercial) Offices under AIBP	TSP	WAT	50,01.73	36,43.08	50,01.73	36,43.08	50,50.90	36,42.41
Tourist Accommodation	Normal	TOU	90,00.00	92,00.03	90,00.00	92,00.03	89,96.56	91,99.34
Tourist Information and Publicity-State Scheme	Normal	TOU	31,10.00	27,23.25	31,10.00	27,23.25	31,09.73	27,23.20
Transfer to State Road Fund	Normal	WOR	1,48,89.06	1,48,08.01	1,48,89.06	1,48,08.01	1,25,98.00	1,23,42.00
Transport Commissioner and State Transport Authority-Establishment Expenses	Normal	TRA	10,45.50	11,97.94	10,45.50	11,97.94	10,45.50	11,97.94
Tribal High Schools-Establishment Expenses	TSP	WEL	16,86.37	12,72.89	16,86.37	12,72.89	16,85.63	12,72.42
Upgradation of Medical College, Cuttack, for starting new PGCourse	Normal	HFV	79,50.00	55,93.28	79,50.00	55,93.28	79,50.00	55,93.28
Upper Indravati Irrigation Project (Commercial) under RIDF	Normal	WAT	73,60.51	..	73,60.51	..	73,60.51	..
Upper Indravati Irrigation Project (Commercial) under RIDF	SCSP	WAT	21,03.20	..	21,03.20	..	21,03.20	..
Upper Indravati Irrigation Project (Commercial) under RIDF	TSP	WAT	29,44.00	..	29,44.00	..	29,44.00	..
Upper Indravati Project (Commercial) Offices under AIBP	Normal	WAT	34,57.44	33,87.32	34,57.44	33,87.32	34,65.86	31,18.90
Upper Indravati Project (Commercial) Offices under AIBP	SCSP	WAT	11,41.79	14,56.81	11,41.79	14,56.81	8,35.68	13,49.84
Upper Indravati Project (Commercial) Offices under AIBP	TSP	WAT	17,73.29	15,73.40	17,73.29	15,73.40	17,37.71	15,73.39
Urban Development Scheme	Normal	HUD	70,73.00	78,30.58	70,73.00	78,30.58	70,72.96	78,30.58
Urban Development Scheme	SCSP	HUD	9,79.75	14,44.87	9,79.75	14,44.87	9,79.74	14,44.87
Urban Development Scheme	TSP	HUD	12,86.23	18,17.80	12,86.23	18,17.80	12,83.72	18,17.80
Urban Health Services	Normal	HFV	12,21.46	15,08.71	12,21.46	15,08.71	12,21.46	15,08.71
Water Supply and Sanitary Installation for GA Department under State Capital Project	Normal	GAD	12,52.42	10,58.13	12,52.42	10,58.13	12,52.41	10,58.09

**APPENDIX-V**

**PLAN SCHEME EXPENDITURE**

**B. STATE PLAN SCHEMES**

State Scheme	N/TSP/ SCSP	State Department	Plan Outlay		Budget Allocation		Expenditure	
			2015-16	2014-15	2015-16	2014-15	2015-16	2014-15
(₹ in lakh)								
Water Supply in Urban Area (State Scheme)	Normal	HUD	1,32,41.96	63,36.27	1,32,41.96	63,36.27	1,32,39.16	63,03.54
Water Supply in Urban Area (State Scheme)	SCSP	HUD	18,92.86	18,12.36	18,92.86	18,12.36	18,92.86	18,03.36
Water Supply in Urban Area (State Scheme)	TSP	HUD	25,24.91	20,86.71	25,24.91	20,86.71	25,24.91	2130.15
Western Odisha Development Council (WODC)	Normal	PCD	61,09.80	61,09.80	61,09.80	61,09.80	61,09.80	61,09.80
Western Odisha Development Council (WODC)	SCSP	PCD	16,36.20	16,36.20	16,36.20	16,36.20	16,36.20	16,36.20
Western Odisha Development Council (WODC)	TSP	PCD	22,54.00	22,54.00	22,54.00	22,54.00	22,54.00	22,54.00
Winter Allowances to Pensioners	Normal	WCD	71,93.93	..	71,93.93	..	71,93.93	..
Winter Allowances to Pensioners	SCSP	WCD	20,36.38	..	20,36.38	..	20,36.38	..
Winter Allowances to Pensioners	TSP	WCD	27,54.25	..	27,54.25	..	27,54.25	..
Works Executed from Central Road Fund for District and Other Roads	Normal	WOR	42,90.16	24,82.38	42,90.16	24,82.38	42,90.16	25,93.97
Works Executed from Central Road Fund for District and Other Roads	SCSP	WOR	26,89.13	25,07.96	26,89.13	25,07.96	26,89.12	23,96.37
Works Executed from Central Road Fund for District and Other Roads	TSP	WOR	16,08.70	15,33.28	16,08.70	15,33.28	16,08.70	15,33.28
Works Executed from Central Road Fund for State Highways	TSP	WOR	9,19.72	30,83.48	9,19.72	30,83.48	9,19.72	30,83.48
World Bank Assisted EAP for National Cyclone Risk Mitigation Work	Normal	REV	1,63,23.89	2,06,12.00	1,63,23.89	2,06,12.00	1,63,23.89	2,22,05.33
World Bank Assisted EAP for National Cyclone Risk Mitigation Work	SCSP	REV	42,82.53	43,72.00	42,82.53	43,72.00	42,82.53	48,32.00
World Bank Assisted EAP for National Cyclone Risk Mitigation Work	TSP	REV	61,54.38	63,16.00	61,54.38	63,16.00	61,54.38	69,29.33

An amount of ₹118,91,37.35 lakh including 14<sup>th</sup> FC Award for ₹11,17,96.00 lakh has been received from Government of India during 2015-16 as assistance for State Plan

\* Expenditure which was less than ₹10 crore not shown in 2014-15, are now shown as expenditure when it exceeds ₹10 crore in 2015-16.

**APPENDIX - VI**

<b>DIRECT TRANSFER OF CENTRAL SCHEME FUNDS TO IMPLEMENTING AGENCIES IN THE STATE (FUNDS ROUTED OUTSIDE STATE BUDGETS)</b>				
<b>(UNAUDITED FIGURES)</b>				
<b>Government of India Scheme</b>		<b>Government of India Releases</b>		
		<b>2015-16</b>	<b>2014-15</b>	<b>2013-14</b>
<b>1</b>		<b>2</b>	<b>3</b>	<b>4</b>
		<b>(₹ in lakh)</b>		
1	Accelerated Rural Water Supply Programme	..	..	3,17,06.56
2	Adult Education and Skill Development Scheme Merged Schemes of Literacy Campaigns and Continuing Education	..	..	2,28.16
3	Afforestation and Forest Management	..	..	5,35.74
4	Alliance and R & D Mission	93.95	..	..
5	Assistance to Panchayati Raj Institutions, Voluntary Organisations, Self Help Groups for Programmes Related to Aged Social Justice and Empowerment	8.97	..	..
6	Assistance to State for Capacity Building Trauma Care	..	..	2,40.23
7	Atmospheric Observation System Network	..	78.90	62.06
8	Atmospheric Processes, Modelling and Services	1,03.59	..	..
9	Bioinformatics	13.65	9.34	9.91
10	Below Poverty Line Census	6,16.70	..	..
11	Capacity Building for Service Providers	1,06.59	1,45.79	1,61.88
12	Commission for Scientific and Technology Terminology	35.00	15.00	20.00
13	Comprehensive Handloom Development Scheme (CHDS)	..	..	53.62
14	Conservation of Natural Resources and Ecosystems	0.57	..	5.00
15	Development and Strengthening of Infrastructure Facilities for Production and Distribution of Quality Seeds	..	..	4,85.45
16	Development and Infrastructure for Promotion of Health Research	1,25.00	2,50.00	..
17	Development and Initiation on Social and Human Action (DISHA) Programme for Women in Science	7.30	10.00	..
18	District Rural Development Agency (DRDA) Administration	..	..	1,43.53
19	EAP Component of Cyclone Risk Mitigation Scheme	..	..	94,42.00
20	Educational Complexes in Low Literacy Pockets	..	..	13,79.32

**APPENDIX - VI**

<b>DIRECT TRANSFER OF CENTRAL SCHEME FUNDS TO IMPLEMENTING AGENCIES IN THE STATE (FUNDS ROUTED OUTSIDE STATE BUDGETS)</b>				
<b>(UNAUDITED FIGURES)</b>				
<b>Government of India Scheme</b>		<b>Government of India Releases</b>		
		<b>2015-16</b>	<b>2014-15</b>	<b>2013-14</b>
<b>1</b>		<b>2</b>	<b>3</b>	<b>4</b>
		<b>(₹ in lakh)</b>		
21	Electronic Governance	..	1,02.03	4,00.76
22	Gender Budgeting and Gender Data	..	1.94	..
23	Grants-in-Aid to Voluntary Organisation Working for the Welfare of S.Ts	9,42.31	..	..
24	Grants-in-Aid to State TDCCS for Minor Forest Produce Operation	..	..	40,00.00
25	Grid Interactive Renewable Power	10.40	..	1.84
26	Handicrafts Infrastructure and Technical Development Scheme	3,00.00	3,00.00	..
27	Human Resources Development Biotechnology	35.36	36.13	18.47
28	Human Resources Development Handicrafts	..	..	1.25
29	Human Resources Development Textiles	..	2,70.00	..
30	Information Publicity and Extension	21.56	73.04	..
31	Incubation	..	4,00.00	..
32	India Innovation Entrepreneurship and Agro Industry Fund	50.00	..	..
33	Industrial Infrastructure Upgradation Scheme (IIUS)	10,03.20	..	..
34	Integrated Scheme on Agricultural Census and Statistics	2,79.54	1,55.00	..
35	Integrated Scheme for Agricultural Marketing	..	6.65	..
36	Integrated Watershed Management Program	..	..	1,48,44.78
37	International Co-operation Biotechnology	..	..	26.76
38	International Co-operation Science & Technology	..	11.90	..
39	Livestock Insurance	..	..	2,95.00
40	Manpower Development (including Skill Development in IT) Department of Electronics & Information Technology	..	23.46	..
41	Marketing Support and Services	32.50	55.23	51.60

**APPENDIX - VI**

<b>DIRECT TRANSFER OF CENTRAL SCHEME FUNDS TO IMPLEMENTING AGENCIES IN THE STATE (FUNDS ROUTED OUTSIDE STATE BUDGETS)</b>				
<b>(UNAUDITED FIGURES)</b>				
<b>Government of India Scheme</b>		<b>Government of India Releases</b>		
		<b>2015-16</b>	<b>2014-15</b>	<b>2013-14</b>
<b>1</b>		<b>2</b>	<b>3</b>	<b>4</b>
		<b>(₹ in lakh)</b>		
42	Marketing Research Surveys and Information Network	..	..	12.78
43	Marketing Development Assistance Programme	0.24	..	..
44	Mechanism for Marketing of Minor Forest Product (MFP) through Minimum Support Price(MSP)	9,91.00	8,20.00	..
45	Mega Facilities for Basic Research	..	..	11.00
46	Micro Irrigation	..	..	25,85.94
47	MPs Local Area Development Scheme (MPLADS)	1,35,00.00	1,35,00.00	1,70,00.00
48	MSME Clusters Development Programme and MSME Growth Poles	2,02.50	5.00	36.59
49	<i>Nagar Palika Yuva Krida Aur Khel Abhiyan</i>	4,30.00	..	..
50	National Child Labour Project Including Grants-in-Aid to Voluntary Agencies	2,90.91	3,55.31	10,81.54
51	National AIDS Control Programme III	..	..	8,16.68
52	National Bamboo Mission	..	..	5,47.24
53	National Food Security Mission (Restructured)	..	35.09	58,14.13
54	National Horticulture Mission (Restructured)	10.00	23.00	84,34.20
55	National Highways Authority of India Investment	42,70.34	4,76.95	..
56	National Handloom Development Programme [Central Scheme (CS)]	7,36.98	47.10	..
57	National Health Mission CS Component	71.52	16.40	..
58	National Heritage Cities Programme	73.27	..	..
59	National Medicinal Plants Board	72.02	9.00	97.00
60	National Mission on Medicinal Plants	..	..	1,50.66
61	National Plan for Dairy Development	10,66.92	..	..
62	National Mission on Agricultural Extension and Technology (CS)	15.00	90.00	..

**APPENDIX - VI**

<b>DIRECT TRANSFER OF CENTRAL SCHEME FUNDS TO IMPLEMENTING AGENCIES IN THE STATE (FUNDS ROUTED OUTSIDE STATE BUDGETS)</b>			
<b>(UNAUDITED FIGURES)</b>			
<b>Government of India Scheme</b>		<b>Government of India Releases</b>	
		<b>2015-16</b>	<b>2014-15</b>
<b>1</b>		<b>2</b>	<b>3</b>
		<b>2013-14</b>	
		<b>4</b>	
		<b>(₹ in lakh)</b>	
63	National Programme for Land Resource Management CLR SRA ULR And CMLR DLR	..	..
			62,52.10
64	National Programme for Control of Blindness	..	..
			3.00
65	National Project for Cattle and Buffalo Breeding	..	..
			7,00.00
66	National Project on Management of Soil Health and Fertility	..	..
			5,77.38
67	National Rural Employment Guarantee Scheme	..	..
			7,57,52.84
68	National Rural Health Mission	..	..
			4,44,34.94
69	National Rural Livelihood Mission CS (NRLM)	8,33.28	96.98
			..
70	National Service Scheme	23.64	22.47
			21.36
71	National ST Finance and Development Corporation and GIA to State S.T. Development and Finance Corporation	0.50	8.00
			90.00
72	Off Grid	2,09.27	12,25.87
			0.47
73	Polar Science	1.00	..
			5.00
74	Polytechnic for Disabled Department of Higher Education	18.00	10.00
			..
75	Power looms	0.60	..
			..
76	<i>Pradhan Mantri Gram Sadak Yojana</i> Programme Component	..	..
			7,58,91.50
77	Product Infrastructure Development for Destinations and Circuits	..	..
			3,73.60
78	Project for Dairy Development including for Clean Milk Production	..	..
			3,06.50
79	Promotion of Sports among Disable Persons	..	..
			1.36
80	Propagation of Right to Information Act	..	43.75
			39.70
81	<i>Rajiv Gandhi Panchayat Sashaktikaran Abhiyan</i>	..	..
			1,90.00
82	<i>Rashtriya Madhyamik Shiksha Abhiyan</i>	..	..
			2,65,53.62
83	Remote Villages Programmes	3.00	..
			..

**APPENDIX - VI**

<b>DIRECT TRANSFER OF CENTRAL SCHEME FUNDS TO IMPLEMENTING AGENCIES IN THE STATE (FUNDS ROUTED OUTSIDE STATE BUDGETS)</b>				
<b>(UNAUDITED FIGURES)</b>				
<b>Government of India Scheme</b>		<b>Government of India Releases</b>		
		<b>2015-16</b>	<b>2014-15</b>	<b>2013-14</b>
<b>1</b>		<b>2</b>	<b>3</b>	<b>4</b>
		<b>(₹ in lakh)</b>		
84	Renewable Energy for Rural Applications for All Villages	4,44.50	13,12.89	7.25
85	Research and Development	0.84	4.83	..
86	Research and Development Department of Biotechnology	61.39	51.62	76.14
87	Research and Development Support	1,16.15	59.14	9,21.78
88	Research and Development for Conservation and Development	..	9.24	..
89	Research and Mass Education Tribal Festivals and Others	..	..	10.00
90	Research Councils	2.11	..	..
91	Rural Housing ( <i>Indira Awaas Yojana</i> )	..	..	4,44,62.65
92	<i>Sarva Shiksha Abhiyan</i>	..	..	7,39,56.08
93	Scheme of Assistance to Disabled Persons for Purchase/Fitting of Aids and Appliances Social Justice and Empowerment	6.80	..	..
94	Scheme of Institute of Excellence Top Class Institute (Top Class Education)	..	..	1,58.20
95	Science and Technology Programme for Socio-Economic Development	21.93	0.34	12.80
96	Setting up of Nation Wide Network of Laboratories for Managing Epidemics and National Calamities	2,21.38	..	..
97	Shyama Prasad Mukherjee Rurban Mission	1,65.00	..	..
98	Skill Development Initiative through Public Private Partnership	..	..	1.19
99	Social Security for Unorganised Workers	..	..	70,51.44
100	Strengthening of the Institutes for Control of Communicable Diseases	..	10.00	..
101	Strengthening Statistical and Public Information	15.75	11.00	..
102	Studies in Agricultural Economic Policy and Development	..	..	1,24.55
103	Support to State Extension Programme for Extension Reforms	..	..	35,26.50
104	<i>Swarna Jayanti Shahari Rozgar Yojana</i>	..	..	23,03.62



**APPENDIX - VI**

<b>DIRECT TRANSFER OF CENTRAL SCHEME FUNDS TO IMPLEMENTING AGENCIES IN THE STATE (FUNDS ROUTED OUTSIDE STATE BUDGETS)</b>				
<b>(UNAUDITED FIGURES)</b>				
<b>Government of India Scheme</b>		<b>Government of India Releases</b>		
		<b>2015-16</b>	<b>2014-15</b>	<b>2013-14</b>
<b>1</b>		<b>2</b>	<b>3</b>	<b>4</b>
		<b>(₹ in lakh)</b>		
105	Swarna Jayanti Gram Swarozgar Yojana	..	..	53,76.85
106	Technology Development Programme	3,60.67	23.93	16.38
107	Technical Assistance From Department of International Development (EAP )	..	1,17.94	..
108	Top Class Education for SCs Social Justice & Empowerment	61.89	57.74	57.52
109	Training for All Support for Training Activities and Capacity Building for Project Appraisal Personnel, Public Grievances and Pensions	24.56	..	..
110	Umbrella Scheme for Education of ST Students	..	3,18.90	..
111	Start-up Village Entrepreneurship Programme	60.00	..	..
<b>TOTAL</b>		<b>2,81,69.15*</b>	<b>2,07,06.90</b>	<b>46,99,58.00</b>

Note: \* 1. The total releases shown in this Appendix exclude an amount of ₹5,13,55.22 lakh released to Central Bodies located in the State as well as the various other organisation outside the purview of the Government of Odisha.

2. As per information available in PFMS portal of Controller General of Accounts ₹7,95,24.36 lakh has been released against sanction of ₹8,07,41.74 lakh under different schemes.



**APPENDIX-VII**

**ACCEPTANCE AND RECONCILIATION OF BALANCES (AS DEPICTED IN STATEMENT Nos. 18 AND 21)**

**1. ACCEPTANCE OF BALANCES**

Heads of Account	Number of acceptances awaited	Year from which acceptances awaited	Amount outstanding as on 31 March 2016 (₹ in lakh)
I - Loans for which detailed accounts are maintained in Accounts Office			
6217 - Loans for Urban Development	46	1974-75	12.00
	3	1975-76	0.56
	8	1976-77	1.39
	2	1977-78	0.20
	13	1978-79	1.71
	12	1979-80	1.09
	13	1980-81	1.29
	8	1981-82	5.25
	9	1982-83	1.34
	11	1983-84	16.03
	3	1984-85	5.40
	1	1985-86	4.34
	4	1986-87	2.77
	6	1987-88	4.09
	6	1988-89	1.32
	3	1989-90	1.65
	4	1990-91	0.12
	3	1991-92	0.00
	2	1992-93	23.65
	31	1993-94	28.92
	14	1994-95	37.26
	22	1995-96	47.78
	26	1996-97	1,22.89
	32	1997-98	1,89.56

**APPENDIX-VII**

**ACCEPTANCE AND RECONCILIATION OF BALANCES (AS DEPICTED IN STATEMENT NOS. 18 AND 21)**

**1. ACCEPTANCE OF BALANCES**

Heads of Account	Number of acceptances awaited	Year from which acceptances awaited	Amount outstanding as on 31 March 2016 (₹ in lakh)
I - Loans for which detailed accounts are maintained in Accounts Office			
6217 - Loans for Urban Development - Concl'd.	38	1998-99	8,53.42
	25	1999-2000	5,41.23
	27	2000-01	8,46.1
	29	2001-02	3,27.19
	103	2002-03	1,93.01
<b>Total</b>	<b>504</b>		<b>32,71.56 (A)</b>
6851 - Loans for Village and Small Industries	50	1968-69	3.54
	60	1969-70	3.25
	55	1970-71	2.50
	95	1971-72	5.64
	103	1972-73	3.40
	62	1978-79	6.40
<b>Total</b>	<b>425</b>		<b>24.73 (A)</b>

(A) Confirmation of balances up to the year 2015-16 by the concerned Authorities/Administrative Departments has not been made.

**APPENDIX – VII**

**ACCEPTANCE AND RECONCILIATION OF BALANCES (AS DEPICTED IN STATEMENT NOS. 18 AND 21)  
2. UNRECONCILED DIFFERENCES BETWEEN LEDGER AND BROADSHEET**

<b>Sl. No.</b>	<b>Heads of Account</b>	<b>Department/Treasury Officers responsible for reconciliation</b>	<b>Earlier years to which the difference relates</b>	<b>Amount of difference</b>
<b>(₹ in lakh)</b>				
<b>F - LOANS AND ADVANCES</b>				
1.	6851- Loans for Village and Small Industries	Departmental Officers and Treasury Officers.	1966-67	25.76
<b>K - DEPOSITS AND ADVANCES</b>				
2	8443- Civil Deposits			
	101- Revenue Deposits	Treasury Officers	1964-65	95.37
	104-Civil Court Deposits	Law Department	1964-65	71.96
	105-Criminal Court Deposits	Law Department	1964-65	19.07
	106-Personal Deposits	All Treasury Officers	1964-65	12.60
	117-Deposits for work done for Public Bodies and private individuals	Treasury Officers of Cuttack, Sambalpur and Sundargarh.	1964-65	6.25
	123-Deposits of Educational Institutions	All Treasury Officers	1964-65	35.71
<b>M – REMITTANCES</b>				
	8782 - Cash Remittances and adjustments between officers rendering accounts to the same Accounts Officer.			
	I - Remittances into Treasuries	Treasury Officers and Executive Engineers of Public Works Department.	2007-08	33.52 (Cr.)
	II - Public Works Cheques	Treasury Officers and Executive Engineers of Public Works Department.	2007-08	13.62 (Cr.)
	III - Other Remittances (b) Items adjustable by Public Works	Treasury Officers and Executive Engineers of Public Works Department.	2007-08	0.24 (Cr)

**APPENDIX – VII**

**ACCEPTANCE AND RECONCILIATION OF BALANCES (AS DEPICTED IN STATEMENT NOS. 18 AND 21)  
2. UNRECONCILED DIFFERENCES BETWEEN LEDGER AND BROADSHEET**

<b>Sl. No.</b>	<b>Heads of Account</b>	<b>Department/Treasury Officers responsible for reconciliation</b>	<b>Earlier years to which the difference relates</b>	<b>Amount of difference</b>
<b>(₹ in lakh)</b>				
<b>Hirakud Remittances</b>				
	I - Remittances into Treasuries	Financial Advisor and Chief Accounts Officer, Hirakud Dam Project and Treasury Officer, Sambalpur	2007-08	3.07 (Dr.)
	II - Public Works Cheques	Financial Advisor and Chief Accounts Officer, Hirakud Dam Project and Treasury Officer, Sambalpur	2007-08	32.01 (Cr.)
	III - Other Remittances (b) Items adjustable by Public Works	Financial Advisor and Chief Accounts Officer, Hirakud Dam Project and Treasury Officer, Sambalpur	..	..
<b>Balimela Remittances</b>				
	I - Remittances into Treasuries	Financial Advisor and Chief Accounts Officer, Balimela Dam Project, Chittrakonda, Treasury Officers, Koraput and Malkangiri	2007-08	13.07 (Cr.)
	II - Public Works Cheques	Financial Advisor and Chief Accounts Officer, Balimela Dam Project, Chittrakonda, Treasury Officers, Koraput and Malkangiri	2007-08	40.47 (Dr.)
	III - Other Remittances (b) Items adjustable by Public Works	Financial Advisor and Chief Accounts Officer, Balimela Dam Project, Chittrakonda, Treasury Officers, Koraput and Malkangiri	..	..
<b>Rengali Remittances</b>				
	I – Remittances into Treasuries	Financial Advisor and Chief Accounts Officer, Rengali Irrigation Project, Samal and Treasury Officers, Dhenkanal and Angul	2007-08	12.79 (Dr.)
	II – Public Works Cheques	Financial Advisor and Chief Accounts Officer, Rengali Irrigation Project, Samal and Treasury Officers, Dhenkanal and Angul	2007-08	8.25 (Cr.)
	III – Other Remittances (b) Items adjustable by Public Works	Financial Advisor and Chief Accounts Officer, Rengali Irrigation Project, Samal and Treasury Officers, Dhenkanal and Angul	..	..

**APPENDIX – VII**

**ACCEPTANCE AND RECONCILIATION OF BALANCES (AS DEPICTED IN STATEMENT NOS. 18 AND 21)  
2. UNRECONCILED DIFFERENCES BETWEEN LEDGER AND BROADSHEET**

<b>Sl. No.</b>	<b>Heads of Account</b>	<b>Department/Treasury Officers responsible for reconciliation</b>	<b>Earlier years to which the difference relates</b>	<b>Amount of difference</b>
<b>(₹ in lakh)</b>				
<b>Rengali Multipurpose Project Remittances</b>				
	I - Remittances into Treasuries	Financial Advisor and Chief Accounts Officer, Rengali Multipurpose Project and Treasury Officer, Dhenkanal	2007-08	4.47 (Cr.)
	II - Public Works Cheques	Financial Advisor and Chief Accounts Officer, Rengali Multipurpose Project and Treasury Officer, Dhenkanal	2007-08	33.58 (Cr.)
	III – Other Remittances (b) Items adjustable by Public Works	Financial Advisor and Chief Accounts Officer, Rengali Multipurpose Project and Treasury Officer, Dhenkanal	..	..
<b>Upper Indravati Remittances</b>				
	I - Remittances into Treasuries	Financial Advisor and Chief Accounts Officer, Upper Indravati Project and Treasury Officers, Kalahandi, Koraput and Nabarangpur	2007-08	57.23 (Cr.)
	II - Public Works Cheques	Financial Advisor and Chief Accounts Officer, Upper Indravati Project and Treasury Officers, Kalahandi, Koraput and Nabarangpur	2007-08	10.47 (Dr.)
	III - Other Remittances (b) Items adjustable by Public Works	Financial Advisor and Chief Accounts Officer, Upper Indravati Project and Treasury Officers, Kalahandi, Koraput and Nabarangpur	..	..
<b>Upper Kolab Remittances</b>				
	I - Remittances into Treasuries	Financial Advisor and Chief Accounts Officer, Upper Kolab Project and Treasury Officers, Koraput and Jeypore	2007-08	29.54 (Cr.)
	II - Public Works Cheques	Financial Advisor and Chief Accounts Officer, Upper Kolab Project and Treasury Officers, Koraput and Jeypore	2007-08	5.15 (Dr.)
	III - Other Remittances (b) Items adjustable by Public Works	Financial Advisor and Chief Accounts Officer, Upper Kolab Project and Treasury Officers, Koraput and Jeypore	..	..
<b>Potteru Remittances</b>				
	I - Remittances into Treasuries	Financial Advisor and Chief Accounts Officer, Potteru Irrigation Project, Chittrakonda and Treasury Officers, Koraput and Malkangiri	2007-08	9.81 (Cr.)

**APPENDIX – VII**

**ACCEPTANCE AND RECONCILIATION OF BALANCES (AS DEPICTED IN STATEMENT NOS. 18 AND 21)  
2. UNRECONCILED DIFFERENCES BETWEEN LEDGER AND BROADSHEET**

<b>Sl. No.</b>	<b>Heads of Account</b>	<b>Department/Treasury Officers responsible for reconciliation</b>	<b>Earlier years to which the difference relates</b>	<b>Amount of difference</b>
				<b>(₹ in lakh)</b>
	II - Public Works Cheques	Financial Advisor and Chief Accounts Officer, Potteru Irrigation Project, Chitrakonda and Treasury Officers, Koraput and Malkangiri	2007-08	10.47 (Dr.)
	III - Other Remittances (b) Items adjustable by Public Works	Financial Advisor and Chief Accounts Officer, Potteru Irrigation Project, Chitrakonda and Treasury Officers, Koraput and Malkangiri	..	..
<b>Mahanadi-Birupa Barrage Project Remittances</b>				
	I - Remittances into Treasuries	Financial Advisor and Chief Accounts Officer, Mahanadi-Birupa Barrage Project and Treasury Officer, Cuttack	2007-08	10.45 (Cr.)
	II - Public Works Cheques	Financial Advisor and Chief Accounts Officer, Mahanadi-Birupa Barrage Project and Treasury Officer, Cuttack	2007-08	28.87 (Dr.)
	III - Other Remittances (b) Items adjustable by Public Works	Financial Advisor and Chief Accounts Officer, Mahanadi-Birupa Barrage Project and Treasury Officer, Cuttack	..	..
<b>Subarnarekha Irrigation Project Remittances</b>				
	I - Remittances into Treasuries	Financial Advisor and Chief Accounts Officer, Subarnarekha Irrigation Project, Baripada and Treasury Officers, Mayurbhanj and Baripada	2007-08	18.23 (Dr.)
	II - Public Works Cheques	Financial Advisor and Chief Accounts Officer, Subarnarekha Irrigation Project, Baripada and Treasury Officers, Mayurbhanj and Baripada	2007-08	61.03 (Cr.)
	III - Other Remittances (b) Items adjustable by Public Works	Financial Advisor and Chief Accounts Officer, Subarnarekha Irrigation Project, Baripada and Treasury Officers, Mayurbhanj and Baripada	..	..
<b>Mahanadi-Chitrotpala Island Irrigation Project Remittances</b>				
	I - Remittances into Treasuries	Financial Advisor and Chief Accounts Officer, Mahanadi-Chitrotpala Island Irrigation Project and Treasury Officer, Cuttack	2007-08	10.83 (Dr.)

**APPENDIX – VII**

**ACCEPTANCE AND RECONCILIATION OF BALANCES (AS DEPICTED IN STATEMENT NOS. 18 AND 21)  
2. UNRECONCILED DIFFERENCES BETWEEN LEDGER AND BROADSHEET**

<b>Sl. No.</b>	<b>Heads of Account</b>	<b>Department/Treasury Officers responsible for reconciliation</b>	<b>Earlier years to which the difference relates</b>	<b>Amount of difference</b>
				<b>(₹ in lakh)</b>
	II - Public Works Cheques	Financial Advisor and Chief Accounts Officer, Mahanadi-Chitrotpala Island Irrigation Project and Treasury Officer, Cuttack	2007-08	17.87 (Cr.)
	<b>Naraj Barrage Project Remittances</b>			
	I - Remittances into Treasuries	Financial Advisor and Chief Accounts Officer, Naraj Barrage Project, Mundali and Treasury Officer, Cuttack	2007-08	0.03 (Cr.)
	II - Public Works Cheques	Financial Advisor and Chief Accounts Officer, Naraj Barrage Project, Mundali and Treasury Officer, Cuttack	..	..
	<b>Rengali Right Canal System Project</b>			
	I - Remittances into Treasuries	Financial Advisor and Chief Accounts Officer, Rengali Right Canal System Project, Mahisapat, Dhenkanal and Treasury Officers, Dhenkanal and Angul	2007-08	97.32 (Dr.)
	II - Public Works Cheques	Financial Advisor and Chief Accounts Officer, Rengali Right Canal System Project, Mahisapat, Dhenkanal and Treasury Officers, Dhenkanal and Angul	2007-08	7.71 (Cr.)
	<b>Lower Indra Irrigation Project Remittances</b>			
	I - Remittances into Treasuries	Financial Advisor and Chief Accounts Officer, Lower Indra Irrigation Project and Treasury Officer, Mukhiguda	2004-05	1.39 (Cr.)
	II - Public Works Cheques	Financial Advisor and Chief Accounts Officer, Lower Indra Irrigation Project and Treasury Officer, Mukhiguda	2004-05	29.84 (Dr.)
	<b>Lower Suktel Irrigation Project Remittances</b>			
	I - Remittances into Treasuries	Financial Advisor and Chief Accounts Officer, Lower Suktel Irrigation Project and Treasury Officer, Balangir	2004-05	6.77 (Cr.)
	II - Public Works Cheques	Financial Advisor and Chief Accounts Officer, Lower Suktel Irrigation Project and Treasury Officer, Balangir	2004-05	38.52 (Dr.)



**APPENDIX – VII**

**ACCEPTANCE AND RECONCILIATION OF BALANCES (AS DEPICTED IN STATEMENT NOS. 18 AND 21)  
2. UNRECONCILED DIFFERENCES BETWEEN LEDGER AND BROADSHEET**

<b>Sl. No.</b>	<b>Heads of Account</b>	<b>Department/Treasury Officers responsible for reconciliation</b>	<b>Earlier years to which the difference relates</b>	<b>Amount of difference</b>
<b>(₹ in lakh)</b>				
<b>Kanpur Irrigation Project Remittances</b>				
	I - Remittances into Treasuries	Financial Advisor and Chief Accounts Officer, Kanpur Irrigation Project and Treasury Officer, Keonjhar	2005-06	0.30 (Cr.)
	II - Public Works Cheques	Financial Advisor and Chief Accounts Officer, Kanpur Irrigation Project and Treasury Officer, Keonjhar	2005-06	5.05 (Dr.)
<b>Anandapur Barrage Project Remittances</b>				
	I - Remittances into Treasuries	Financial Advisor and Chief Accounts Officer, Anandapur Barrage Project and Treasury Officer, Keonjhar	2007-08	24.08 (Cr.)
	II - Public Works Cheques	Financial Advisor and Chief Accounts Officer, Anandapur Barrage Project and Treasury Officer, Keonjhar	2007-08	19.13 (Cr.)

**APPENDIX-VIII - FINANCIAL RESULTS OF**

Sl. No.	Name of the projects	Capital Outlay during 2015-16			Capital Outlay to the end of 2015-16			Revenue Receipts during 2015-16		
		Direct	Indirect	Total	Direct	Indirect	Total	Direct	Indirect	Total
1	2	3	4	5	6	7	8	9	10	11
<b>(₹ in lakh)</b>										
<b>Major Irrigation Project</b>										
1	Anandapur Barrage-Commercial	1,37,64.56	1,31.12	1,38,95.68	8,57,92.24	9,27.34	8,67,19.58	5,18.47	5.18	5,23.65
2	Delta Irrigation Project(Stage-I)-Commercial	..	..	..	1,35,43.43	10,21.41	1,45,64.84	61,92.45	61.92	62,54.37
3	Delta Irrigation Project(Stage-II)-Commercial	..	..	..	..	..	..	5,01.76	5.02	5,06.78
4	Hirakud Project (Stage-I)-Commercial	..	..	..	1,08,58.10	2,25.03	1,10,83.13	2,54,35.24	2,54.35	2,56,89.59
5	Mahanadi Birupa Barrage Project-Commercial	..	..	..	2,41.15	3.35	2,44.50	..	..	..
6	Odisha Canals Project-Commercial	..	..	..	2,76.18	0.44	2,76.62	2,39.15	2.39	2,41.54
7	Potteru Irrigation Project-Commercial	..	..	..	1,94,22.66	1,86.83	1,96,09.49	..	..	..
8	Rengali Dam Project-Commercial	..	..	..	1,40,10.04	1,35.69	1,41,45.73	67,71.43	67.71	68,39.14
9	Rushikulya System Project-Commercial	..	..	..	45,48.74	92.51	46,41.25	11,91.27	11.91	12,03.18
10	Salandi Irrigation Project-Commercial	..	..	..	29,57.59	34.16	29,91.75	..	..	..
11	Upper Indravati Irrigation Project-Commercial	1,88,39.24	1,77.46	1,90,16.70	16,26,30.72	14,91.15	16,41,21.87	..	..	..
12	Upper Kolab Irrigation Project-Commercial	(-),2,03.24	..	(-),2,03.24	5,39,47.15	5,13.18	5,44,60.33	..	..	..
13	Salki Irrigation Project-Commercial	..	..	..	..	..	..	..	..	..
<b>Medium Irrigation Project</b>										
14	Aunli Irrigation Project	..	..	..	2,34.01	2.32	2,36.33	19,56.59	19.57	19,76.16
15	Baghua Irrigation Project	..	..	..	72,10.76	3,18.74	75,29.50	2,84.91	2.85	2,87.76
16	Bahuda Irrigation Project	..	..	..	1,64.59	1.46	1,66.05	3,32.48	3.32	3,35.80
17	Baladia Irrigation Project	..	..	..	2,42.44	2.14	2,44.58	3,42.09	3.42	3,45.51
18	Bankabahala Irrigation Project-Commercial	..	..	..	4,23.07	4.30	4,27.37	3.68	0.04	3.72
19	Baskel Irrigation Project-Commercial	..	..	..	4,03.99	3.44	4,07.43	0.13	..	0.13
20	Budhabudhiani Irrigation Project-Commercial	..	..	..	7,54.10	17.02	7,71.12	11.51	0.12	11.63
21	Dadarghati Irrigation Project-Commercial	..	..	..	12,18.53	99.48	13,18.01	3.86	0.04	3.90
22	Daha Irrigation Project-Commercial	..	..	..	15,47.98	24.36	15,72.34	0.10	..	0.10
23	Dahuka Irrigation Project-Commercial	..	..	..	1,63.01	1.45	1,64.46	..	..	..
24	Darajanga Irrigation Project-Commercial	..	..	..	12,86.12	16.06	13,02.18	3.06	0.03	3.09
25	Dhanei Irrigation Project-Commercial	..	..	..	5,54.60	17.94	5,72.54	0.91	0.01	0.92
26	Dumberbahal Irrigation Project-Commercial	..	..	..	7,45.44	6.40	7,51.84	1.62	0.02	1.64
27	Godahada Irrigation Project-Commercial	..	..	..	10,88.32	28.48	11,16.80	13.31	0.13	13.44
28	Gohira Irrigation Project-Commercial	..	..	..	84.63	38.37	1,23.00	6.52	0.07	6.59
29	Haladia Irrigation Project-Commercial	..	..	..	(-),0.39	..	(-),0.39	..	..	..
30	Hiradharbati Irrigation Project-Commercial	..	..	..	5,17.60	5.00	5,22.60	7.24	0.07	7.31
31	Jayamangal Irrigation Project-Commercial	..	..	..	4,04.55	6.34	4,10.89	..	..	..
32	Jharabandha Irrigation Project-Commercial	..	..	..	36.13	2.17	38.30	65.61	0.66	66.27
33	Kalo Irrigation Project-Commercial	..	..	..	7,83.03	7.79	7,90.82	..	..	..

**IRRIGATION/ ELECTRICITY SCHEMES**

Revenue foregone or remission during 2015-16	Total revenue during the year	Working expenses and maintenance charges during 2015-16			Net revenue excluding interest		Net interest on direct Capital	Net profit or loss after meeting interest	
		Direct	Indirect	Total	Surplus of Revenue over expenditure	Rate per cent on Capital 2015-16		Surplus of Revenue over expenditure	Rate per cent on Capital 2015-16
12	13	14	15	16	17	18	19	20	21
	5,23.65	6,72.79	4.08	6,76.87	(-),53.22	(-)0.18	55,23.70	(-)56,76.92	(-)6.55
	62,54.37	25,03.20	17.78	25,20.98	37,33.39	25.63	9,48.04	27,85.35	19.12
	5,06.78	21,15.67	16.50	21,32.17	(-)16,25.39	..	..	(-)16,25.39	..
	2,56,89.59	55,03.99	27.74	55,31.73	2,01,57.86	181.88	7,60.07	1,93,97.79	175.02
	..	15,35.14	5.63	15,40.77	(-)15,40.77	(-)630.17	16.88	(-)15,57.65	(-)637.08
	2,41.54	6,91.34	4.79	6,96.13	(-)4,54.59	(-)164.34	19.33	(-)4,73.92	(-)171.33
	..	16,49.47	10.31	16,59.78	(-)16,59.78	(-)8.46	13,59.59	(-)30,19.37	(-)15.40
	68,39.14	16,00.75	(-)0.10	16,00.65	52,38.49	37.03	9,80.70	42,57.79	30.10
	12,03.18	10,51.09	7.93	10,59.02	1,44.16	3.11	3,18.41	(-)1,74.25	(-)3.75
	..	10,48.83	8.24	10,57.07	(-)10,57.07	(-)355.33	2,07.03	(-)12,64.10	(-)42.25
	..	22,62.04	15.44	22,77.48	(-)22,77.48	(-)1.39	1,07,24.78	(-)1,30,02.26	(-)7.92
	..	25,41.44	6.60	25,48.04	(-)25,48.04	(-)4.68	37,83.41	(-)63,31.45	(-)11.63
	..	2,86.84	2.47	2,89.31	(-)2,89.31	..	..	(-)2,89.31	..
..	19,76.16	29.14	0.22	29.36	19,46.80	823.76	16.38	19,30.42	816.83
..	2,87.76	2,02.35	1.03	2,03.38	84.38	1.12	5,04.75	(-)4,20.37	(-)5.58
..	3,35.80	1,21.23	0.83	1,22.06	2,13.74	128.72	11.52	2,02.22	121.78
..	3,45.51	87.07	0.39	87.46	2,58.05	105.51	16.97	2,41.08	98.57
..	3.72	1,08.09	0.70	1,08.79	(-)1,05.07	(-)24.59	29.61	(-)1,34.68	(-)31.51
..	0.13	82.79	0.41	83.20	(-)83.07	(-)20.39	28.28	(-)1,11.35	(-)27.33
..	11.63	75.46	0.55	76.01	(-)64.38	(-)8.35	52.79	(-)1,17.17	(-)15.19
..	3.90	48.64	0.38	49.02	(-)45.12	(-)3.42	85.30	(-)1,30.42	(-)9.90
..	0.10	78.28	0.53	78.81	(-)78.71	(-)5.01	1,08.36	(-)1,87.07	(-)11.90
..	..	35.06	0.24	35.30	(-)35.30	(-)21.46	11.41	(-)46.71	(-)28.40
..	3.09	1,02.93	0.61	1,03.54	(-)1,00.45	(-)7.71	90.03	(-)1,90.48	(-)14.63
..	0.92	69.57	0.56	70.13	(-)69.21	(-)12.09	38.82	(-)1,08.03	(-)18.87
..	1.64	43.05	0.38	43.43	(-)41.79	(-)5.56	52.18	(-)93.97	(-)12.50
..	13.44	1,33.73	0.83	1,34.56	(-)1,21.12	(-)10.85	76.18	(-)1,97.30	(-)17.67
..	6.59	77.75	0.78	78.53	(-)71.94	(-)58.49	5.92	(-)77.86	(-)63.30
..	..	..	..	..	..	..	(-)0.03	0.03	(-)7.00
..	7.31	80.87	0.55	81.42	(-)74.11	(-)14.18	36.23	(-)1,10.34	(-)21.11
..	..	97.05	0.81	97.86	(-)97.86	(-)23.82	28.32	(-)1,26.18	(-)30.71
..	66.27	27.84	0.21	28.05	38.22	99.79	2.53	35.69	93.19
..	..	1,72.81	0.50	1,73.31	(-)1,73.31	(-)21.92	54.81	(-)2,28.12	(-)28.85

(₹ in lakh)

**APPENDIX-VIII - FINANCIAL RESULTS OF**

Sl. No.	Name of the projects	Capital Outlay during 2015-16			Capital Outlay to the end of 2015-16			Revenue receipts during 2015-16		
		Direct	Indirect	Total	Direct	Indirect	Total	Direct	Indirect	Total
1	2	3	4	5	6	7	8	9	10	11
										(₹ in lakh)
34	Kanjhari Irrigation Project-Commercial	..	..	..	4,07.42	3.52	4,10.94	..	..	..
35	Kansabahal Irrigation Project-Commercial	..	..	..	33,73.33	33.64	34,06.97	..	..	..
36	Khadakei Irrigation Project-Commercial	..	..	..	6,16.93	17.38	6,34.31	..	..	..
37	Kuanria Irrigation Project-Commercial	..	..	..	1,03.48	8.95	1,12.43	6.95	0.07	7.02
38	Nessa Irrigation Project-Commercial	..	..	..	1,33.59	1.43	1,35.02	..	..	..
39	Ong Irrigation Project-Commercial	..	..	..	24,54.22	2,30.13	26,84.35	..	..	..
40	Pilasalki Irrigation Project-Commercial	..	..	..	10,00.29	14.69	10,14.98	0.05	..	0.05
41	Pitamahal Irrigation Project-Commercial	..	..	..	3,87.84	4.11	3,91.95	0.66	0.01	0.67
42	Ramanadi Irrigation Project-Commercial	..	..	..	79.25	0.68	79.93	1.07	0.01	1.08
43	Ramiala Irrigation Project-Commercial	..	..	..	2,15.19	14.54	2,29.73	0.05	..	0.05
44	Remal Irrigation Project-Commercial	..	..	..	1,12.68	45.27	1,57.95	0.01	..	0.01
45	Saipal Irrigation Project-Commercial	..	..	..	2,93.32	15.89	3,09.21	..	..	..
46	Salia Irrigation Project-Commercial	..	..	..	9,31.90	18.47	9,50.37	1.30	0.01	1.31
47	Salki Irrigation Project-Commercial	..	..	..	16,62.29	14.27	16,76.56	..	..	..
48	Sarafgarh Irrigation Project-Commercial	..	..	..	16.98	0.15	17.13	..	..	..
49	Satiguda Irrigation Project-Commercial	..	..	..	..	..	..	..	..	..
50	Sunder Irrigation Project-Commercial	..	..	..	9,97.53	39.18	10,36.71	14.96	0.15	15.11
51	Sunei Irrigation Project-Commercial	..	..	..	2,35.61	1.95	2,37.56	..	..	..
52	Talasar Irrigation Project-Commercial	..	..	..	5.00	0.04	5.04	0.21	..	0.21
53	Upper Suktel Irrigation Project-Commercial	..	..	..	65.64	0.56	66.20	..	..	..
54	Uttei Irrigation Project-Commercial	..	..	..	6,09.54	18.63	6,28.17	..	..	..
55	Badanala Irrigation Project-Commercial	..	..	..	1,25,25.99	1,25.25	1,26,51.24	0.06	..	0.06
56	Bagh Barrage Irrigation Project-Commercial	..	..	..	23,69.75	20.79	23,90.54	..	..	..
57	Baghua Dhanei-DOAB- Commercial	..	..	..	..	..	..	..	..	..
58	Harabhangi Irrigation Project-Commercial	..	..	..	1,42,02.16	1,42.02	1,43,44.18	..	..	..
59	Hariharjore Irrigation Project-Commercial	..	..	..	93,40.90	93.40	94,34.30	..	..	..
60	Sapua-Badjore Irrigation Project-Commercial	..	..	..	..	..	..	..	..	..
61	Titilagarh Irrigation Project-Commercial	4,74.42	3.46	4,77.88	98,49.17	84.01	99,33.18	..	..	..
62	Upper Jonk Irrigation Project-Commercial	..	..	..	1,22,13.43	1,22.13	1,23,35.56	49.26	0.49	49.75
		<b>3,28,74.98</b>	<b>3,12.04</b>	<b>3,31,87.02</b>	<b>46,02,93.94</b>	<b>63,05.43</b>	<b>46,65,99.37</b>	<b>4,39,57.97</b>	<b>4,39.57</b>	<b>4,43,97.54</b>

**IRRIGATION/ELECTRICITY SCHEMES**

Revenue foregone or remission during 2015-16	Total revenue during the year	Working expenses and maintenance charges during 2015-16			Net revenue excluding interest		Net interest on direct Capital	Net profit or loss after meeting interest	
		Direct	Indirect	Total	Surplus of Revenue over expenditure	Rate per cent on Capital 2015-16		Surplus of Revenue over expenditure	Rate per cent on Capital 2015-16
..	..	1,80.89	1.03	1,81.92	(-1,81.92	(-44.27	28.52	(-2,10.44	(-51.21
..	..	69.31	0.40	69.71	(-69.71	(-2.05	2,36.13	(-3,05.84	(-8.98
..	..	1,44.13	0.77	1,44.90	(-1,44.90	(-22.84	43.19	(-1,88.09	(-29.65
..	7.02	61.59	0.54	62.13	(-55.11	(-49.02	7.24	(-62.35	(-55.46
..	..	37.44	0.19	37.63	(-37.63	(-27.87	9.35	(-46.98	(-34.80
..	..	2,50.17	0.90	2,51.07	(-2,51.07	(-9.35	1,71.80	(-4,22.87	(-15.75
..	0.05	28.17	0.28	28.45	(-28.40	(-2.80	70.02	(-98.42	(-9.70
..	0.67	44.87	0.27	45.14	(-44.47	(-11.35	27.15	(-71.62	(-18.27
..	1.08	20.32	0.18	20.50	(-19.42	(-24.30	5.55	(-24.97	(-31.24
..	0.05	84.42	0.64	85.06	(-85.01	(-37.00	15.06	(-1,00.07	(-43.56
..	0.01	66.87	0.50	67.37	(-67.36	(-42.65	7.89	(-75.25	(-47.64
..	..	39.93	0.34	40.27	(-40.27	(-13.02	20.53	(-60.80	(-19.66
..	1.31	92.28	0.80	93.08	(-91.77	(-9.66	65.23	(-1,57.00	(-16.52
..	..	..	..	..	..	..	1,16.36	(-1,16.36	(-6.94
..	..	43.73	0.28	44.01	(-44.01	(-256.92	1.19	(-45.20	(-263.86
..	..	82.41	0.82	83.23	(-83.23	..	..	(-83.23	..
..	15.11	67.33	0.50	67.83	(-52.72	(-5.09	69.83	(-1,22.55	(-11.82
..	..	3,11.85	1.15	3,13.00	(-3,13.00	(-131.76	16.49	(-3,29.49	(-138.70
..	0.21	65.81	0.37	66.18	(-65.97	(-1308.93	0.35	(-66.32	(-1315.87
..	..	47.96	0.15	48.11	(-48.11	(-72.67	4.59	(-52.70	(-79.61
..	..	1,30.90	0.89	1,31.79	(-1,31.79	(-20.98	42.67	(-1,74.46	(-27.77
..	0.06	1,96.75	1.01	1,97.76	(-1,97.70	(-1.56	8,76.82	(-10,74.52	(-8.49
..	..	1,51.99	1.52	1,53.51	(-1,53.51	(-6.42	1,65.88	(-3,19.39	(-13.36
..	..	18.43	0.18	18.61	(-18.61	..	..	(-18.61	..
..	..	2,70.49	0.78	2,71.27	(-2,71.27	(-1.89	9,94.15	(-12,65.42	(-8.82
..	..	1,79.88	0.95	1,80.83	(-1,80.83	(-1.92	6,53.86	(-8,34.69	(-8.85
..	..	39.41	0.39	39.80	(-39.80	..	..	(-39.80	..
..	..	3.95	0.04	3.99	(-3.99	(-0.04	6,72.84	(-6,76.83	(-6.81
..	49.75	1,69.05	0.93	1,69.98	(-1,20.23	(-0.97	8,54.94	(-9,75.17	(-7.91
..	<b>4,43,97.54</b>	<b>2,80,36.63</b>	<b>1,54.72</b>	<b>2,81,91.35</b>	<b>1,62,06.19</b>	<b>3.47</b>	<b>3,10,69.95</b>	<b>(-1,48,63.76</b>	<b>(-3.19</b>

(₹ in lakh)

**APPENDIX - VIII**

---

**FINANCIAL RESULTS OF IRRIGATION/ELECTRICITY SCHEMES**

---

**EXPLANATORY NOTES**

---

**1** Financial Results of Minor Irrigation Schemes have not been shown in this Statement.

**2** The Irrigation Projects in respect of Major & Medium Irrigation Projects under which both Revenue Receipts and Direct Working Expenses appeared in accounts are mentioned in this Statement.

Out of the 62 Projects/ Schemes shown in the Statement, there is a Revenue Receipt of ₹4,43,97.54 in respect of 33 Projects/Schemes to meet the Working Expenses. The Interest on the above mentioned Commercial Projects have not been adjusted in accounts in accordance with the decision of the State Government (November 1978) to disconnect the same with effect from 1979-80. For evaluating the working result of such projects in a complete shape, the Interest Charges have been worked out notionally at the rate fixed from the year 1978-79 and exhibited in the Statement. After meeting the Working Expenses and the Interest on Capital Outlay the schemes exhibited a net loss totalling to (-)₹1,48,63.76 lakh against (-)₹2,14,37.25 lakh in the year 2014-15. The net loss expressed as the percentage of Capital Outlay to the end of 2015-16 is (-)3.19 as against (-)4.95 to the end of 2014-15.

**3 Non-assessment of Betterment Levy and Water Charges**

Betterment charges have not been levied on land irrigated by the Canals of Irrigation Schemes.

**4 Productive and Unproductive Works**

Works in the Irrigation Department are classified as Productive and Unproductive according to the net revenue (Gross Revenue less Working Expenses derived from each work on expiry of ten years from the construction estimate) covers or does not cover the prescribed annual Interest Charges on the Capital invested.

The productivity test involves certain proforma adjustments which do not appear in the regular Government Accounts. If a work classed as Productive, fails to yield the prescribed return for three successive years it is classed as "Unproductive". Similarly, if a work classed as "Unproductive" yields the prescribed return for the successive years, the prescribed return, it is transferred to "Productive" class. The prescribed rate was 4 per cent on Power and 3 per cent on Irrigation for Hirakud Dam Project, 4 per cent for Odisha Canals Project and Rushikulya System, 4.5 per cent for Salandi Irrigation Project and Medium Irrigation Projects and 3.57 per cent for Delta Irrigation Project upto 31 March 1987. The information regarding revision of such rates, if any, is awaited from the Government.

---

**APPENDIX - VIII**

---

**FINANCIAL RESULTS OF IRRIGATION/ELECTRICITY SCHEMES**

---

**EXPLANATORY NOTES**

---

Hirakud Dam Project Stage-I and Stage-II have been classified as "Productive" from the year 1966-67. The other Irrigation Projects have been classed as "Unproductive".

**1 Machhakund Hydro Electric (Joint) Scheme:-**

The Government of Odisha had undertaken the Machhkund Hydro-Electric (Joint) Schemes in 1944 jointly with the Government of Andhra Pradesh with equal rights. Subsequently the Government of Odisha agreed to transfer 20 per cent of its rights to the Government of Andhra Pradesh for 99 years in lieu of compensation by the latter to the former, according to the terms and conditions agreed upon between the two Governments. During the construction period, Odisha and Andhra Pradesh were to bear 30 per cent and 70 per cent respectively of the Capital Expenditure.

The Capital invested by the Government of Odisha to the end of 1958-59 was ₹4,62.64 lakh. Debits raised by Government of Andhra Pradesh for ₹64.94 lakh representing Odisha share (30 per cent) of the Capital expenditure during 1959-60 to 1992-93 have not been accepted by the Government of Odisha.

With the formation of the Odisha State Electricity Board from 1 March 1961, all the completed Electrical Transmission and Distribution systems and the Talcher Thermal Schemes have been transferred to the Board. The Government, however retained the Machhkund Hydro-Electric (Joint) Scheme under its control till 31 March 1979 and thereafter, the management rights of the Machhkund Power House was vested with the Odisha State Electricity Board with effect from 1 April 1979 and Odisha State Electricity Board is to bear the state share of the Operation and Maintenance Charges in their account and receive payment of Interest Charges and Royalty on behalf of the State Government. The Board shall also maintain and render complete accounts of receipts and expenditure to the State Government at the close of each financial year.

The Interest Charges on Capital provided by the Government for the scheme have not been adjusted in the accounts for the year 2015-16 on the analogy of the decision of the State Government to discontinue maintenance of accounts separately for Commercial Schemes and also in absence of Budget Provision. The Government of Odisha vide Energy Department Notification No. 6052. dt. 29.03.97 has amended the Odisha Electricity Reform (Transfer of Undertaking Assets, Liabilities, Proceedings and Personnel) Scheme Rules, 1996. Such amendment included the transfer of Odisha share of Assets of Machhkund Hydro Electric Project with generating Plants and Machinery & Equipment to Odisha Hydro Power Corporation Ltd. with effect from 1 April 1997. It was a joint project of erstwhile OSEB and APSEB. The dispute between OSEB and APSEB prior to 01.04.1997 has not yet been settled.

---

APPENDIX - VIII

---

FINANCIAL RESULTS OF IRRIGATION/ELECTRICITY SCHEMES

---

EXPLANATORY NOTES

---

**2 Balimela Dam and Power Project :-**

The Balimela Dam (Joint) Project was taken up for execution by the Government of Odisha in the year 1961-62 at the estimated cost of ₹24 crore in pursuance of an Inter-state Agreement signed by the Chief Ministers of Odisha and Andhra Pradesh. The cost of the Joint Dam was to be shared equally by the two Government. The latest revised estimated cost stood at ₹52.14 crore. It was intimated by the Government that it has been agreed to in the XV meeting of the Balimela Control Board held on 23 September 1975 that the Government of Andhra Pradesh would bear 50 per cent of common works of Balimela Dam Project as raised from time to time in excess of the original cost of ₹24 crore subject to the condition that the cost of Guntuwada Weir as determined would be deducted from the share of Government of Andhra Pradesh . The Operation and Maintenance Cost of the Balimela Dam project was also to be similarly shared by the both the Governments on 50-50 basis . The total expenditure on the project as a whole at the end of 2015-16 as booked in the accounts is ₹99.70 crore (Dam Project ₹56.87 crore and Power Project ₹42.83 crore).

No Revenue Receipts against Balimela Power Scheme appeared in the Accounts for 2015-16 since the Balimela Power House has been transferred to the control of Odisha State Electricity Board with effect from 1 April 1979.

However, working expenses of ₹0.22 crore was booked against Balimela Dam Project during the year 2015-16.

The Interest Charges on the Capital invested on the Scheme has not been adjusted for 2015-16 on the analogy of the decision of State Government to discontinue maintenance of accounts separately for Commercial Scheme and also in the absence of necessary Budget Provision.



**APPENDIX-IX**

**COMMITMENTS OF THE GOVERNMENT - LIST OF INCOMPLETE CAPITAL WORKS**

**ABSTRACT OF WORKS (AGE WISE)**

<b>Period</b>	<b>Irrigation Amount (No. of Works)</b>	<b>Dam Amount (No. of Works)</b>	<b>Minor Irrigation Amount (No. of Works)</b>	<b>Building Amount (No. of Works)</b>	<b>Roads Amount (No. of Works)</b>	<b>Rural Works Amount (No. of Works)</b>	<b>R.W.S. &amp; S. Amount (No. of Works)</b>	<b>P.H. Amount (No. of Works)</b>
<b>(₹ in lakh)</b>								
Upto-2000	33,30.42 (28 Nos.)	*N/A	16.02 (3 Nos.)	*N/A	*N/A	*N/A	*N/A	*N/A
2000-2005	17,17.13 (28 Nos.)	60.24 (3 Nos.)	60.13 (22 Nos.)	*N/A	*N/A	*N/A	*N/A	14.34 (2 Nos.)
2005-2010	49,48.01 (38 Nos.)	..	88.53 (48 Nos.)	1.21 (3 Nos.)	2,12.42 (23 Nos.)	99.98 (42 Nos.)	4.75 (2 Nos.)	6.85 (4 Nos.)
2010-2015	14,95,36.48 (25 Nos.)	..	12,36.54 (109 Nos.)	86,60.82 (57 Nos.)	28,20.10 (172 Nos.)	72,02.07 (206 Nos.)	24,73.30 (186 Nos.)	70.71 (2 Nos.)
2016-2020	19,28,32.94 (24 Nos.)	..	11,95.25 (95 Nos.)	1,04,56.72 (16 Nos.)	3,65,99.34 (172 Nos.)	1,35,39.33 (121 Nos.)	20,86.70 (184 Nos.)	2.71 (2 Nos.)

\* Information not received from the State Government

**APPENDIX - IX**

**COMMITMENTS OF THE GOVERNMENT - LIST OF INCOMPLETE CAPITAL WORKS**

<b>Sl. No.</b>	<b>Name of the projects/ works</b>	<b>Estimated cost of work/ date of sanction</b>	<b>Year of commencement</b>	<b>Target year of completion</b>	<b>Physical progress of work (in per cent)</b>	<b>Expenditure during the year</b>	<b>Progressive expenditure to the end of the year</b>	<b>Pending payments</b>	<b>Revised cost, if any/ date of revision</b>
<b>MAJOR IRRIGATION SCHEMES</b>									
1	Anandapur Barrage commercial	7,17.00	1996	2013	..	1,37,64.56	8,54,25.91	..	..
2	Kanpur Irrigation Project-Commercial	2,68,65.00	1982	2013	..	1,47,79.71	12,84,59.73	..	..
3	Lower Indra Irrigation Project-Commercial	21,17.00	1998	2013	..	83,00.29	13,63,84.68	..	..
4	Lower Suktel Irrigation Project-Commercial	2,17,13.00	1998	2014	..	1,64,96.99	6,26,45.16	..	..
5	Rengali Irrigation Project-Commercial	2,33,64.00/ 27,04,1979	1978	2002	..	3,39,24.59	28,21,63.08	..	..
6	Subarnarekha Irrigation Project-Commercial	95,02.00	1982	2002	..	2,65,74.92	32,64,87.00	..	..
7	Upper Indravati Irrigation Project-Commercial	42,74.00/ 07.07.1979	1978	2002	..	1,88,39.24	16,27,06.17	..	..
<b>MEDIUM IRRIGATION SCHEMES</b>									
1	Asian Development Bank (EAP)	..	..	..	..	1,03,79.00	3,18,11.73	..	..
2	Baghalati Irrigation Project-Commercial	7,20.00	1994	2002	..	7,10.57	1,71,83.01	..	..
3	Chheligada Irrigation Project-Commercial	52,96.00/ 23.10.2003	2003	2014	..	9,89.69	1,37,81.39	..	..
4	Dam Rehabilitation and Improvement Projects Funded by World Bank (EAP)	..	..	..	..	35,09.02	40,67.78	..	..
5	Deo Irrigation Project-Commercial	52,23.00/ 16.01.1993	1994	2002	..	29,74.35	1,73,54.62	..	..
6	Hadua Irrigation Project-Commercial	56,15/ 23.09.2002	2005	2014	..	5,00.70	44,29.00	..	..
7	Hydraulic Research-Commercial (AIBP)	..	..	..	..	1,25.81	9,49.69	..	..

**APPENDIX - IX**

**COMMITMENTS OF THE GOVERNMENT - LIST OF INCOMPLETE CAPITAL WORKS**

Sl. No.	Name of the projects/ works	Estimated cost of work/ date of sanction	Year of commencement	Target year of completion	Physical progress of work (in per cent)	Expenditure during the year	Progressive expenditure to the end of the year	Pending payments	Revised cost, if any/ date of revision
									(₹ in lakh)
8	Hydrology Project(EAP)-Commercial	..	..	..	..	6,56.76	59,74.98	..	..
9	Manjore Irrigation Project-Commercial	37,70.00	1993	2002	..	19,83.39	2,76,26.58	..	..
10	Ong Dam Project (Commercial)	..	..			..	28,26.99	..	..
11	Other Pipeline Projects-Commercial	..	..	..	..	1,54,03.04	11,79,67.14	..	..
12	Pipeline Project under AIBP-	..	..	..	..	11,73.98	1,87,42.29	..	..
13	Ret Irrigation Project-Commercial(AIBP)	86.14/ 23.10.2002	2003	2014	..	50,74.65	2,41,60.74	..	..
14	Rukura Irrigation Project-Commercial	24.00	1994	2002	..	59,96.82	2,27,67.83	..	..
15	Telengiri Irrigation Project-Commercial	53,80.00	1994	2002	..	97,03.12	4,84,29.07	..	..
16	Titilagarh Irrigation Project-Commercial	21,13.00 (11897)/ 20.05.1991	..	..	..	4,74.46	1,36,33.26	..	..
17	Upkeeping of Existing Irrigation System-	..	..	..	..	4,97.28	4,56,28.47	..	..
<b>MINOR IRRIGATION-RIDF</b>									
1	Akalijharan	1,25.64	2008-09	2011-12	91	..	1,94.03	..	..
2	Andharinala	2,23.68	2010-11	2013-14	34	0.08	93.32	..	..
3	Babada	1,49.69	2010-11	2013-14	30	55.72	82.24	..	..
4	Badajharan	1,78.02	2008-09	2011-12	58	..	1,02.68	..	..
5	Banjipali	1,30.08	2010-11	2013-14	6	..	8.23	..	..
6	Baradhangidi	1,38.39	2010-11	2013-14	60	8.58	81.48	..	..
7	Bhalujhar	1,57.43	2007-08	2010-11	85	43.13	306.48	..	484.27
8	Chakramal	6,29.27	2007-08	2010-11	81	..	5,97.91	..	..
9	Changaria	1,39.20	2008-09	2011-12	69	..	1,04.33	..	..
10	Chaulia	2,80.78	2007-08	2010-11	76	..	2,25.99	..	..
11	Dahuka	2,87.84	2008-09	2011-12	71	63.16	2,05.44	..	..

**APPENDIX - IX**

**COMMITMENTS OF THE GOVERNMENT - LIST OF INCOMPLETE CAPITAL WORKS**

Sl. No.	Name of the projects/ works	Estimated cost of work/ date of sanction	Year of commencement	Target year of completion	Physical progress of work (in per cent)	Expenditure during the year	Progressive expenditure to the end of the year	Pending payments	Revised cost, if any/ date of revision
									(₹ in lakh)
12	Dalkata	1,01.61	2008-09	2011-12	81	..	82.33	..	..
13	Dhumabhata	1,51.82	2008-09	2011-12	69	..	1,36.95	..	..
14	Dimisar	10,34.95	2007-08	2010-11	18	58.03	1,82.74	..	..
15	Dipanalla	1,36.00	2014-15	2017-18	4	5.78	5.78	..	..
16	Gandanala	5,87.20	2007-08	2010-11	65	..	4,21.80	..	..
17	Ghoghar	2,15.77	2007-08	2010-11	40	..	1,26.53	..	..
18	Jhilinala	2,35.88	2008-09	2011-12	90	..	3,68.60	..	..
19	Jobrajore	5,65.91	2007-08	2010-11	75	..	4,94.80	..	..
20	Joram	1,05.35	2007-08	2010-11	88	24.09	93.12	..	..
21	Kadalianalla	2,56.18	2010-11	2013-14	92	4.92	2,55.73	..	..
22	Kalyani	3,27.57	2008-09	2011-12	66	..	2,48.42	..	12,71.60 dtd 2.7.2015
23	Kanighai	2,49.44	2007-08	2010-11	76	..	2,00.86	..	..
24	Kanja	1,29.19	2007-08	2010-11	51	..	66.86	..	..
25	Kankadajhar	1,89.16	2010-11	2013-14	90	..	2,02.75	..	..
26	Kapasias	2,82.28	2011-12	2014-15	11	..	31.27	..	325.20
27	Kharikuti	2,70.86	2008-09	2011-12	38	..	2,98.42	..	9,17.64 dtd. 2.7.2015
28	Kuanria	4,01.00	2014-15	2017-18	..	..	..	..	..
29	Kumkudinala	2,08.58	2008-09	2011-12	85	..	2,52.48	..	..
30	Kutaie	2,37.37	2010-11	2013-14	70	11.90	1,69.47	..	..
31	Kutingpadar	1,16.94	2008-09	2011-12	91	6.35	1,14.85	..	..
32	Lamer	1,29.65	2008-09	2011-12	60	3.84	87.61	..	..
33	Majhiakhanda	3,37.47	2007-08	2010-11	38	..	1,29.53	..	..
34	Mulbar	3,40.71	2010-11	2013-14	..	..	0.47	..	..

**APPENDIX - IX**

**COMMITMENTS OF THE GOVERNMENT - LIST OF INCOMPLETE CAPITAL WORKS**

Sl. No.	Name of the projects/ works	Estimated cost of work/ date of sanction	Year of commencement	Target year of completion	Physical progress of work (in per cent)	Expenditure during the year	Progressive expenditure to the end of the year	Pending payments	Revised cost, if any/ date of revision
(₹ in lakh)									
35	Natuchuninalla, Sisunda	2,37.01	2007-08	2010-11	91	..	3,08.43	..	..
36	Nuagarh	1,10.37	2010-11	2013-14	45	..	72.66	..	..
37	Nuamunda	1,03.96	2008-09	2011-12	53	..	63.88	..	..
38	Ostali	1,33.68	2008-09	2011-12	90	..	1,29.57	..	..
39	Podagada	1,15.34	2008-09	2011-12	87	..	1,00.24	..	..
40	Rajaghai	1,33.15	2008-09	2011-12	53	..	80.64	..	..
41	Rukuna	1,32.54	2011-12	2014-15	..	..	0.03	..	..
42	Runimahul	1,53.91	2008-09	2011-12	6	..	24.32	..	..
43	Saiberni	2,01.51	2010-11	2013-14	..	..	..	..	..
44	Saladihi	3,19.20	2007-08	2010-11	49	..	1,54.89	..	..
45	Samarsingh	1,44.49	2008-09	2011-12	59	..	85.43	..	..
46	Sradhapur	1,13.77	2008-09	2011-12	..	17.68	2,38.36	..	..
47	Sunamudi	5,61.17	2008-09	2011-12	61	52.27	3,44.02	..	..
48	Sureswari	1,17.04	2008-09	2011-12	9	..	1,35.15	..	..
49	Talpali	1,36.55	2008-09	2011-12	92	..	1,43.20	..	..
50	Thesamunda	1,78.64	2008-09	2011-12	30	..	45.36	..	..
51	Upper Laigaon	1,25.16	2010-11	2013-14	40	0.82	57.41	..	..
<b>MINOR IRRIGATION-AIBP</b>									
1	Adamunda	3,19.75	2007-08	2012-13	80	5.00	3,25.80	..	..
2	Ankamara	2,81.50	2007-08	2012-13	80	..	4,99.72	..	..
3	Asanga	2,27.91	2008-09	2012-13	10	..	40.25	..	..
4	Badatema	2,10.10	2007-08	2012-13	80	1.72	3,24.27	..	..
5	Baghri	1,25.00	2007-08	2012-13	81	11.62	2,36.29	..	433.60/ 03.03.2016
6	Barhanalla	4,14.95	2008-09	2012-13	51	27.52	1,14.21	..	..

**APPENDIX - IX**

**COMMITMENTS OF THE GOVERNMENT - LIST OF INCOMPLETE CAPITAL WORKS**

Sl. No.	Name of the projects/ works	Estimated cost of work/ date of sanction	Year of commencement	Target year of completion	Physical progress of work (in per cent)	Expenditure during the year	Progressive expenditure to the end of the year	Pending payments	Revised cost, if any/ date of revision
									(₹ in lakh)
7	Batharia	1,30.42	2008-09	2012-13	..	23.76	1,40.46	..	..
8	Bhaluguda	2,04.15	2008-09	2012-13	50	..	1,60.42	..	..
9	Brahmanijore	1,27.70	2007-08	2012-13	70	..	2,35.73	..	..
10	Chacharabhata	1,60.00	2007-08	2012-13	21	0.59	36.50	..	..
11	Dablajore	2,41.65	2007-08	2012-13	96	83.52	4,23.57	..	..
12	Daitarimunda	4,33.08	2008-09	2012-13	60	..	92.84	..	..
13	Dharli	2,56.32	2008-09	2012-13	50	..	1,14.96	..	..
14	Dhobenchancharanalla	2,71.02	2008-09	2012-13	66	30.94	1,81.05	..	4,66.19
15	Dumerchuan	1,61.68	2008-09	2012-13	93	54.01	1,50.38	..	..
16	Gadiajore	3,71.99	2008-09	2012-13	50	..	1,90.94	..	..
17	Jagamuguda	5,59.96	2007-08	2012-13	81	1,40.32	10,21.12	..	17,49.99 dtd 2.7.2015
18	Jamjore	1,01.50	2008-09	2012-13	..	62.34	1,16.48	..	..
19	Jarahigurha	1,49.18	2008-09	2012-13	68	1.93	1,02.10	..	..
20	Jatakhalia	1,00.57	2007-08	2012-13	85	31.90	1,99.93	..	..
21	Kankubadi	4,11.86	2007-08	2012-13	80	..	8,40.24	..	12,78.14 dtd 2.7.2015
22	Karanjanalla	2,91.16	2007-08	2012-13	78	12.05	5,48.76	..	14,05.13 dtd 2.7.2015
23	Kotlabhata	1,99.47	2008-09	2012-13	80	41.83	2,79.92	..	..
24	Koyagiri	1,05.05	2008-09	2012-13	61	5.89	56.51	..	82.11
25	Kurubella	4,48.00	1999-2000	2012-13	47	..	2,13.04	..	..
26	Lakitigurha	6,07.01	2008-09	2012-13	33	1.26	1,97.02	..	..
27	Laxmipur	3,99.11	2007-08	2012-13	30	..	1,19.38	..	..
28	Mangolajore	2,46.52	2008-09	2012-13	60	..	2,33.59	..	..
29	Maruburu	1,56.49	2007-08	2012-13	35	..	54.71	..	..

**APPENDIX - IX**

**COMMITMENTS OF THE GOVERNMENT - LIST OF INCOMPLETE CAPITAL WORKS**

Sl. No.	Name of the projects/ works	Estimated cost of work/ date of sanction	Year of commencement	Target year of completion	Physical progress of work (in per cent)	Expenditure during the year	Progressive expenditure to the end of the year	Pending payments	Revised cost, if any/ date of revision
(₹ in lakh)									
30	Nagapara	2,45.43	2008-09	2012-13	91	8.42	3,20.28	..	..
31	Pankhajore	2,80.61	2008-09	2012-13	52	0.69	1,48.21	..	..
32	Randikona	2,18.57	2007-08	2012-13	64	..	2,46.15	..	..
33	Rangamguda	3,30.37	2007-08	2012-13	82	1,17.02	3,75.01	..	..
34	Sahajajore	207.72	2007-08	2012-13	90	2.04	2,10.11	..	..
35	Sahajoti	1,06.00	2007-08	2012-13	77	92.18	2,86.60	..	..
36	Semelmunda	1,94.50	2008-09	2012-13	60	..	1,09.39	..	..
37	Simakonda	4,40.93	2008-09	2012-13	95	..	1,88.26	..	..
38	Subarnarekha	4,51.62	2008-09	2012-13	85	..	497.46	..	..
39	Tamasanalla	4,08.80	2008-09	2012-13	50	..	1,55.05	..	..
40	Temurapalli	1,36.42	2008-09	2012-13	89	..	1,22.16	..	..
41	Tiljodi	1,23.38	2008-09	2012-13	83	16.94	102.50	..	..
42	Tukuguda	4,71.64	2008-09	2012-13	25	24.18	1,15.70	..	..
43	Tunpar	1,90.00	2007-08	2012-13	81	10.73	4,16.82	..	6,66.24/ 02.07.2015
44	Uderpur	2,20.75	2008-09	2012-13	..	52.59	2,62.89	..	..
<b>PUBLIC HEALTH WING</b>									
1	Improvement of W/S to Angul NAC	2,47.48	2007	2011-12	100	1.00	2,47.48	..	..
2	Improvement of W/S to Jeypore Municipality (RLTAP)	1,96.02	2010	2011-12	100	1.71	2,67.94	..	2,60.35/ 27.03.2012
<b>R.W.S.&amp;S WING</b>									
1	Abhayapur & Dibyasinghpur	2,08.00	2013-14	2015-16	35	68.94	72.34	..	..
2	Adhuan	1,17.52	2012-13	2014-15	3	..	3.71	..	..
3	Ankhuapal	1,66.05	2013-14	2015-16	11	16.82	17.85	..	..
4	Amapada	2,44.19	2012-13	2014-15	34	83.59	84.23	..	..

**APPENDIX - IX**

**COMMITMENTS OF THE GOVERNMENT - LIST OF INCOMPLETE CAPITAL WORKS**

Sl. No.	Name of the projects/ works	Estimated cost of work/ date of sanction	Year of commencement	Target year of completion	Physical progress of work (in per cent)	Expenditure during the year	Progressive expenditure to the end of the year	Pending payments	Revised cost, if any/ date of revision
									(₹ in lakh)
5	Anantapur	1,82.54	2012-13	2014-15	..	..	..	..	..
6	Andalsingh	3,62.00	2013-14	2015-16	70	2,15.05	2,52.71	..	..
7	Antulia	1,10.80	2012-13	2014-15	1	..	0.96	..	..
8	Areikana	1,11.00	2012-13	2014-15	2	..	1.70	..	..
9	Arisol	2,99.60	2013-14	2015-16	1	..	2.50	..	..
10	Asurabandha	1,20.17	2012-13	2014-15	9	..	11.06	..	..
11	Aurangabad	1,19.00	2013-14	2015-16	17	0.14	20.74	..	..
12	Baam	1,04.07	2013-14	2015-16	2	..	2.27	..	..
13	Babufasad	1,91.22	2013-14	2015-16	6	..	10.78	..	..
14	Badajaypur	1,05.21	2012-13	2014-15	66	..	69.81	..	..
15	Badakerjang	1,79.06	2012-13	2014-15	2	3.58	3.58	..	..
16	Baddharpur	2,25.06	2013-14	2015-16	61	3.44	1,37.26	..	..
17	Baduapali	1,22.75	2013-14	2015-16	14	..	16.87	..	..
18	Bagdega	1,20.66	2012-13	2014-15	..	..	0.04	..	..
19	Bakutagam	1,00.00	2013-14	2015-16	5	1.11	5.29	..	..
20	Balanga	1,24.26	2012-13	2014-15	3	2.56	3.59	..	..
21	Balisira	1,68.83	2012-13	2014-15	20	0.95	32.09	..	..
22	Balsinga	2,59.99	2013-14	2015-16	10	25.41	25.90	..	..
23	Bamaloi	1,62.96	2013-14	2015-16	3	..	5.09	..	..
24	Bandhpada-Jaljad	1,73.15	2013-14	2015-16	9	7.72	14.97	..	..
25	Bangurigaon	1,11.15	2013-14	2015-16	..	..	0.25	..	..
26	Bania	1,07.56	2012-13	2014-15	7	..	7.86	..	..
27	Banso	1,01.34	2013-14	2015-16	72	..	73.39	..	..
28	Barahadanga	1,55.89	2013-14	2015-16	37	57.09	57.09	..	..
29	Bargaon	1,38.39	2013-14	2015-16	7	..	9.04	..	..



**APPENDIX - IX**

**COMMITMENTS OF THE GOVERNMENT - LIST OF INCOMPLETE CAPITAL WORKS**

Sl. No.	Name of the projects/ works	Estimated cost of work/ date of sanction	Year of commencement	Target year of completion	Physical progress of work (in per cent)	Expenditure during the year	Progressive expenditure to the end of the year	Pending payments	Revised cost, if any/ date of revision
									(₹ in lakh)
30	Barhaguda	1,27.00	2013-14	2015-16	49	62.29	62.29	..	..
31	Barihapur	1,41.22	2012-13	2014-15	76	86.22	1,04.64	..	..
32	Barpadar & Luhakhandi	1,36.53	2012-13	2014-15	42	5.57	57.51	..	..
33	Basala	1,84.06	2012-13	2014-15	1	..	2.58	..	..
34	Basantapur & its adjacent	1,67.46	2012-13	2014-15	1	..	1.63	..	..
35	Batemura	1,26.44	2013-14	2015-16	18	7.88	22.69	..	..
36	Behera	1,83.17	2013-14	2015-16	50	56.55	92.47	..	..
37	Beniachal	1,05.75	2012-13	2014-15	1	..	1.54	..	..
38	Betagadia	2,00.06	2012-13	2014-15	59	..	117.07	..	..
39	Betara	1,15.78	2012-13	2014-15	6	..	6.38	..	..
40	Bhandisahi & Mutunia (Revised)	1,38.60	2013-14	2015-16	8	..	10.41	..	..
41	Bharatapur	1,74.05	2013-14	2015-16	18	7.52	31.50	..	..
42	Bhuan	1,04.38	2013-14	2015-16	13	6.66	13.32	..	..
43	Biragobindapur	2,27.96	2013-14	2015-16	..	..	..	..	..
44	Brahmanigaon	1,03.36	2012-13	2014-15	4	..	4.09	..	..
45	Chainpur	2,61.27	2013-14	2015-16	..	..	..	..	..
46	Chanher	1,78.18	2013-14	2015-16	71	99.25	1,26.34	..	..
47	Chandanpur	1,35.00	2013-14	2015-16	3	2.60	4.17	..	..
48	Changudia	1,01.11	2012-13	2014-15	3	..	2.65	..	..
49	Charampa	1,04.46	2012-13	2014-15	9	..	8.44	..	..
50	Charpali & Kalangapali	1,04.01	2013-14	2015-16	..	..	..	..	..
51	Chatuanka	1,35.06	2013-14	2015-16	8	..	10.73	..	..
52	Chhatapipal-Beherapali	1,96.59	2013-14	2015-16	4	0.16	7.03	..	..
53	Chhilpa	1,61.27	2013-14	2015-16	34	30.04	55.25	..	..
54	Dahagaon	1,77.38	2013-14	2015-16	38	33.61	66.88	..	..

**APPENDIX - IX**

**COMMITMENTS OF THE GOVERNMENT - LIST OF INCOMPLETE CAPITAL WORKS**

Sl. No.	Name of the projects/ works	Estimated cost of work/ date of sanction	Year of commencement	Target year of completion	Physical progress of work (in per cent)	Expenditure during the year	Progressive expenditure to the end of the year	Pending payments	Revised cost, if any/ date of revision
									(₹ in lakh)
55	Daisingh	1,44.61	2013-14	2015-16	6	..	8.01	..	..
56	Daspur-Surda	1,63.17	2013-14	2015-16	5	..	8.19	..	..
57	Deogaon	1,36.81	2013-14	2015-16	1	..	1.26	..	..
58	Deypur	1,36.90	2012-13	2014-15	6	..	7.98	..	..
59	Dhanger	1,39.89	2013-14	2015-16	..	..	..	..	..
60	Dhurudiamba	1,15.44	2013-14	2015-16	57	10.42	65.56	..	..
61	Dulanpur	1,05.25	2013-14	2015-16	72	26.29	75.64	..	..
62	Durgapur	1,05.27	2012-13	2014-15	72	25.73	76.06	..	..
63	Erada	1,44.66	2013-14	2015-16	5	..	7.27	..	..
64	Erein	1,95.41	2013-14	2015-16	5	..	9.53	..	..
65	Fased	1,31.26	2013-14	2015-16	1	1.55	1.55	..	..
66	Fatepur	1,08.25	2012-13	2014-15	6	..	6.45	..	..
67	Gadabadaput	3,44.00	2013-14	2015-16	78	2,33.22	2,69.84	..	..
68	Gadataras	1,45.58	2012-13	2014-15	1	..	2.05	..	..
69	Gambharimunda	1,04.07	2012-13	2014-15	2	..	2.43	..	..
70	Gandbarjhola	1,77.36	2013-14	2015-16	26	..	46.65	..	..
71	Ganthiapali	1,18.89	2012-13	2014-15	15	..	17.29	..	..
72	Gobindapur	1,02.28	2012-13	2014-15	5	0.76	4.77	..	..
73	Gobindapur	1,31.22	2012-13	2014-15	6	4.77	8.03	..	..
74	Gopalpur	1,51.00	2012-13	2014-15	4	..	5.77	..	..
75	Goudruma	1,08.62	2013-14	2015-16	..	..	..	..	..
76	Hata sahi	1,89.90	2013-14	2015-16	1	..	1.09	..	..
77	Inkarbandha	1,02.74	2012-13	2014-15	11	..	11.06	..	..
78	J. Dehury sahi	1,39.01	2012-13	2014-15	..	..	0.39	..	..
79	Jabara	1,28.00	2013-14	2015-16	2	..	2.47	..	..

**APPENDIX - IX**

**COMMITMENTS OF THE GOVERNMENT - LIST OF INCOMPLETE CAPITAL WORKS**

Sl. No.	Name of the projects/ works	Estimated cost of work/ date of sanction	Year of commencement	Target year of completion	Physical progress of work (in per cent)	Expenditure during the year	Progressive expenditure to the end of the year	Pending payments	Revised cost, if any/ date of revision
									(₹ in lakh)
80	Jagannathpur	1,13.86	2012-13	2014-15	2	..	2.72	..	..
81	Jagdulpur	1,10.52	2012-13	2014-15	5	..	5.12	..	..
82	Jarasinga	3,95.73	2012-13	2014-15	1	1.94	2.43	..	..
83	Jayanagar	1,44.66	2013-14	2015-16	5	3.38	7.22	..	..
84	Jayapurakateni	1,05.55	2013-14	2015-16	17	17.48	18.20	..	..
85	Jenapur	1,18.00	2013-14	2015-16	2	..	1.81	..	..
86	Jhankarpali	1,94.60	2013-14	2015-16	2	..	4.59	..	..
87	Jogimunda	1,00.92	2013-14	2015-16	4	..	4.51	..	..
88	K.Binayakpur	1,36.17	2012-13	2014-15	5	..	7.43	..	..
89	Kadua	2,01.77	2013-14	2015-16	..	3,21.68	3,24.05	..	..
90	Kaipadara	2,09.32	2012-13	2015-16	9	14.25	21.41	..	..
91	Kalarakotha	1,31.88	2013-14	2015-16	5	4.50	6.06	..	..
92	Kalashree	1,44.94	2013-14	2015-16	..	0.40	0.58	..	..
93	Kandhal	1,45.59	2012-13	2014-15	..	..	0.57	..	..
94	Kankarei	1,33.81	2012-13	2014-15	3	..	4.20	..	..
95	Kankili	1,36.04	2013-14	2015-16	10	13.05	13.43	..	..
96	Kantapada	1,00.71	2012-13	2014-15	4	2.54	3.93	..	..
97	Kantapal	2,06.05	2013-14	2015-16	4	..	7.86	..	..
98	Karadagadia	3,12.29	2012-13	2014-15	2	2.94	5.07	..	..
99	Karlaguda	1,91.94	2013-14	2015-16	16	15.01	30.02	..	..
100	Katada	1,40.37	2012-13	2014-15	..	..	..	..	..
101	Kathakata	1,07.46	2013-14	2015-16	3	..	2.93	..	..
102	Kesharpur, Manijipur & Dhuanlo	1,38.00	2013-14	2015-16	..	1,72.32	2,02.28	..	..
103	Khaliapali	1,59.04	2013-14	2015-16	12	..	19.54	..	..
104	Khaliapali	1,53.50	2013-14	2015-16	38	31.97	57.58	..	..

**APPENDIX - IX**

**COMMITMENTS OF THE GOVERNMENT - LIST OF INCOMPLETE CAPITAL WORKS**

<b>Sl. No.</b>	<b>Name of the projects/ works</b>	<b>Estimated cost of work/ date of sanction</b>	<b>Year of commencement</b>	<b>Target year of completion</b>	<b>Physical progress of work (in per cent)</b>	<b>Expenditure during the year</b>	<b>Progressive expenditure to the end of the year</b>	<b>Pending payments</b>	<b>Revised cost, if any/ date of revision</b>
									<b>(₹ in lakh)</b>
105	Khandata	1,39.04	2012-13	2014-15	2	2.54	3.45	..	..
106	Khandatada	1,14.48	2012-13	2014-15	4	..	4.58	..	..
107	Khinda	1,48.12	2012-13	2014-15	1	..	1.97	..	..
108	Khojapalli	1,08.78	2012-13	2014-15	31	19.08	33.32	..	..
109	Khuntia and its adjacent	1,54.10	2013-14	2015-16	9	..	13.50	..	..
110	Korada	1,46.03	2012-13	2014-15	7	4.59	10.59	..	..
111	Kothasahi	2,13.69	2012-13	2014-15	..	1,37.07	2,74.14	..	..
112	Kualo	2,73.05	2013-14	2015-16	8	17.16	21.38	..	..
113	Kukuridihi	1,05.12	2012-13	2014-15	25	10.04	25.86	..	..
114	Kulei	1,58.50	2012-13	2014-15	61	19.55	97.07	..	..
115	Kuliana	1,50.29	2013-14	2015-16	..	..	..	..	..
116	Kuliposh	1,02.90	2012-13	2014-15	1	..	1.24	..	..
117	Kundhei	1,01.41	2013-14	2015-16	..	..	..	..	..
118	Kurmel	1,99.79	2013-14	2015-16	47	35.24	94.82	..	..
119	Kusanga	2,68.88	2013-14	2015-16	1	..	3.37	..	..
120	Kutikia	1,01.05	2012-13	2014-15	73	0.98	73.98	..	..
121	Lataharan (Revised)	1,27.32	2013-14	2015-16	2	..	2.88	..	..
122	Lathipada	1,52.59	2012-13	2014-15	31	15.62	47.90	..	..
123	Luhapank	1,19.77	2013-14	2015-16	10	3.03	11.96	..	..
124	Lunga	1,15.54	2012-13	2014-15	4	..	4.31	..	..
125	Machhala	1,04.43	2013-14	2015-16	42	12.92	44.03	..	..
126	Manika	1,69.93	2013-14	2015-16	3	..	5.41	..	..
127	Manupali-Bindhapali	1,10.22	2013-14	2015-16	1	..	1.11	..	..
128	Matpalli & Khandual	1,25.58	2013-14	2015-16	67	5.90	84.65	..	..
129	Mundhenpali	1,16.75	2013-14	2015-16	9	..	11.02	..	..

**APPENDIX - IX**

**COMMITMENTS OF THE GOVERNMENT - LIST OF INCOMPLETE CAPITAL WORKS**

Sl. No.	Name of the projects/ works	Estimated cost of work/ date of sanction	Year of commencement	Target year of completion	Physical progress of work (in per cent)	Expenditure during the year	Progressive expenditure to the end of the year	Pending payments	Revised cost, if any/ date of revision
									(₹ in lakh)
130	Muskuti	2,95.19	2013-14	2015-16	42	63.85	125.31	..	..
131	Nalipur	1,68.00	2013-14	2015-16	1	..	2.27	..	..
132	Nandapur	1,39.77	2012-13	2014-15	9	..	11.92	..	..
133	Nayakhandi	1,04.14	2012-13	2014-15	78	..	81.22	..	..
134	Nisha	1,03.18	2012-13	2014-15	25	25.50	25.91	..	..
135	Noonmath	1,31.25	2013-14	2015-16	86	61.08	113.28	..	..
136	Nua Barangamal	1,75.20	2013-14	2015-16	3	..	5.61	..	..
137	Nuagaon	1,52.12	2013-14	2015-16	37	45.99	56.95	..	..
138	Nuamalpada	2,55.00	2011-12	2015-16	76	..	193.09	..	..
139	Ogi	1,57.26	2012-13	2014-15	..	..	..	..	..
140	Padampur	1,23.76	2012-13	2014-15	5	2.03	6.38	..	..
141	Pallei	1,50.73	2013-14	2015-16	..	..	0.58	..	..
142	Pankadihi	1,23.68	2013-14	2015-16	..	..	0.08	..	..
143	Paranga	1,95.58	2012-13	2014-15	..	..	..	..	..
144	Patakamunda & Patakamunda Jungle	1,25.89	2012-13	2014-15	8	..	9.65	..	..
145	Patapur	1,62.37	2012-13	2014-15	2	..	2.45	..	..
146	Patharla	1,48.92	2013-14	2015-16	5	..	7.10	..	..
147	Patrajpur	1,60.34	2013-14	2015-16	..	..	0.58	..	..
148	Pipirda	1,55.96	2013-14	2015-16	11	9.80	17.78	..	..
149	Purnachandrapur	1,00.85	2013-14	2015-16	8	8.26	8.26	..	..
150	Radhaballavpur	1,34.46	2012-13	2014-15	4	..	5.04	..	..
151	Rahangorada	1,03.78	2013-14	2015-16	90	93.24	93.54	..	..
152	Rahanja	1,21.86	2012-13	2014-15	3	..	4.23	..	..
153	Rajendrapur	1,10.00	2012-13	2014-15	1	..	1.21	..	..
154	Ramakrishnapur	1,28.44	2012-13	2014-15	6	..	7.42	..	..

**APPENDIX - IX**

**COMMITMENTS OF THE GOVERNMENT - LIST OF INCOMPLETE CAPITAL WORKS**

<b>Sl. No.</b>	<b>Name of the projects/ works</b>	<b>Estimated cost of work/ date of sanction</b>	<b>Year of commencement</b>	<b>Target year of completion</b>	<b>Physical progress of work (in per cent)</b>	<b>Expenditure during the year</b>	<b>Progressive expenditure to the end of the year</b>	<b>Pending payments</b>	<b>Revised cost, if any/ date of revision</b>
									<b>(₹ in lakh)</b>
155	Ramdaspur	1,51.79	2013-14	2015-16	..	..	..	..	..
156	Ranaba	1,61.45	2013-14	2015-16	41	58.74	66.74	..	..
157	Ranasahi	1,47.67	2012-13	2014-15	13	17.92	19.14	..	..
158	Ranpur	1,30.47	2013-14	2015-16	2	..	2.57	..	..
159	Ratalanga	1,21.00	2013-14	2015-16	1	..	1.72	..	..
160	Rebanapalaspal	1,23.92	2013-14	2015-16	3	..	3.24	..	..
161	Rekhdol	1,41.58	2013-14	2015-16	..	..	..	..	..
162	Rengal	2,14.78	2012-13	2014-15	..	..	..	..	..
163	Sagada	1,65.28	2013-14	2015-16	62	49.17	1,03.27	..	..
164	Sanakerjanga	2,28.22	2012-13	2014-15	5	12.36	12.36	..	..
165	Sanjamura	1,45.48	2012-13	2014-15	..	..	..	..	..
166	Santarapur	1,19.20	2012-13	2014-15	8	9.50	9.50	..	..
167	Sasanga	1,38.48	2012-13	2014-15	80	..	110.29	..	..
168	Serapur	1,79.93	2012-13	2014-15	2	..	4.14	..	..
169	Sergarh and its adjacent	2,90.79	2012-13	2014-15	98	31.78	284.93	..	..
170	Siskela	1,01.13	2013-14	2015-16	7	3.00	7.42	..	..
171	Sisuo	1,14.70	2013-14	2015-16	..	0.38	0.54	..	..
172	Sorada	1,19.06	2012-13	2014-15	1	..	1.61	..	..
173	Sulekela	1,17.34	2013-14	2015-16	8	9.63	9.63	..	..
174	Sunalarambha	1,85.57	2012-13	2014-15	30	..	56.28	..	..
175	Surubali & Sargipali	1,19.17	2013-14	2015-16	1	..	0.69	..	..
176	Tabala	1,35.34	2013-14	2015-16	25	19.44	33.80	..	..
177	Takarla	1,19.41	2013-14	2015-16	40	35.25	47.75	..	..
178	Tapdhol	1,26.98	2012-13	2014-15	11	13.36	14.49	..	..
179	Taraboi	1,29.51	2012-13	2014-15	6	7.45	7.45	..	..

**APPENDIX - IX**

**COMMITMENTS OF THE GOVERNMENT - LIST OF INCOMPLETE CAPITAL WORKS**

<b>Sl. No.</b>	<b>Name of the projects/ works</b>	<b>Estimated cost of work/ date of sanction</b>	<b>Year of commencement</b>	<b>Target year of completion</b>	<b>Physical progress of work (in per cent)</b>	<b>Expenditure during the year</b>	<b>Progressive expenditure to the end of the year</b>	<b>Pending payments</b>	<b>Revised cost, if any/ date of revision</b>
									<b>(₹ in lakh)</b>
180	Tendapadar	1,09.02	2013-14	2015-16	9	..	9.39	..	..
181	Todagoan	1,25.36	2012-13	2014-15	5	..	6.40	..	..
182	Tulapada	3,18.12	2013-14	2015-16	11	22.67	33.61	..	..
183	Uchabali & Pahadabhanga	1,55.47	2013-14	2015-16	15	6.39	22.57	..	..

**APPENDIX - IX**

**COMMITMENTS OF THE GOVERNMENT - LIST OF INCOMPLETE CAPITAL WORKS**

<b>Sl. No.</b>	<b>Name of the projects/ works</b>	<b>Estimated cost of work/ date of sanction</b>	<b>Year of commencement</b>	<b>Target year of completion</b>	<b>Physical progress of work (in per cent)</b>	<b>Expenditure during the year</b>	<b>Progressive expenditure to the end of the year</b>	<b>Pending payments</b>	<b>Revised cost, if any/ date of revision</b>
<b>(₹ in lakh)</b>									
<b>ROADS AND BUILDING WINGS</b>									
<b>BUILDINGS</b>									
1	Construction of New Collectorate Building at Paralakhemundi	9,51.14/ 11.06.2013	2013	2015	90	2,11.92	8,57.13		1355.07/ 08.03.2016
2	Construction of New Collectorate Building at Boudh	7,67.26/ 09.01.2014	2014	2015	92	3,15.00	6,16.70	..	..
3	Construction of District Court building at Nuapara (G+1)	8,65.23/ 07.09.2013	2013-14	2016-17	85	4,44.04	6,70.65	..	..
4	Construction of District Court building at Bhadrak (G+2)	1183.34/ 24.10.2013	2013-14	2016-17	85	4,13.16	6,03.16	..	..
5	Construction of District Court building at Nayagarh (G+1)	14,27.63/ 15.11.2013	2013-14	2016-17	85	4,22.99	8,04.97	..	..
6	Construction of District Court building at Sonapur (G+1)	8,97.85/ 07.09.2013	2013-14	2016-17	85	2,56.88	7,09.20	..	..
7	Construction of District Court building at Boudh (G+2)	11,56.92/ 02.01.2016	2014-15	2016-17	30	2,37.18	3,87.18	..	..
8	Construction of District Court building at Jeypore (G+2)	11,90.43/ 15.02.2014	2014-15	2016-17	30	1,42.00	3,42.00	..	..
9	Construction of Parisankhyan Bhawan (G+4th floor) in H.O.D. Building campus, Unit-V, BBSR	9,32.886/ 28.04.2015	2015-16	2017-18	10	49.92	49.92	..	..
10	Construction of District Head Quarter Hospital including 50 beded MCH at Rayagada	17,35.10 23.12.2013	2014-15	2016-17	70	1424.98	1424.98	..	..
11	Construction of New District Head Quarter Hospital at Malkangiri	43,79.95	2014-15	2016-17	45	1574.21	1574.21	..	..
12	Construction of New DHH at Nuapada	34,83.88 11.08.2014	2014-15	2016-17	30	6,10.00	6,10.00	..	..



**APPENDIX - IX**

**COMMITMENTS OF THE GOVERNMENT - LIST OF INCOMPLETE CAPITAL WORKS**

Sl. No.	Name of the projects/ works	Estimated cost of work/ date of sanction	Year of commencement	Target year of completion	Physical progress of work (in per cent)	Expenditure during the year	Progressive expenditure to the end of the year	Pending payments	Revised cost, if any/ date of revision
13	Construction of New DHH at Tukural, Baragarh.	38,23.09 08.08.2014	2014-15	2016-17	50	13,90.01	13,90.01	..	..
14	Construction of New DHH at Jharsuguda	39,24.03 16.04.2012	2013-14	2016-17	40	9,20.00	9,20.00	..	..
15	Construction of New DHH at Dhenkanal	43,04.10 05.01.2013	2014-15	2016-17	10	2,73.43	2,73.43	..	..
16	Construction of Highrise Multistorised Office Building in Unit-V Bhubaneswar	1,28,42.00 22.01.2015	2015-16	2016-17	5	17,71.00	17,71.00	..	..

**ROADS**

1	Construction of H.L. bridge over river Katra at 4/700 Km on Kalabadia-Bangriposi, MDR-45 under RIDF-XVI	8,16.64/ 04.05.2011	2011	2016	51	1,25.05	4,13.15	..	..
2	Construction H.L. bridge over Chutia nallah at 18/050 Km on Jashipur-Raruan road ODR under RIDF-XIX	5,82.88/ 04.01.2014	2014	2015	46	1,30	2,67.23	..	..
3	Construction of H.L. bridge (BAJI ROUT SETU) over river Brahmani on Bhuban-Akanthapur road	41,76.47/ 24.11.2012	2008	2015	85	..	8,72.00	..	..
4	Construction of H.L. bridge on Right approach of Ramial bridge on Dhenkanal-K. Nagar road	11,46.49/ 31.10.2011	2012	2014	85	..	8,80.45	..	..
5	Construction of H.L. bridge over Badajore nallah at 27/100 Km of Gudiakateni-Hindol road MDR-19A in the dist of Dhenkanal under NABARD Assitance RIDF-XIX	2,00.00/ 21.12.2013	2014	2014	92	..	1,84.00	..	..

**APPENDIX - IX**

**COMMITMENTS OF THE GOVERNMENT - LIST OF INCOMPLETE CAPITAL WORKS**

<b>Sl. No.</b>	<b>Name of the projects/ works</b>	<b>Estimated cost of work/ date of sanction</b>	<b>Year of commencement</b>	<b>Target year of completion</b>	<b>Physical progress of work (in per cent)</b>	<b>Expenditure during the year</b>	<b>Progressive expenditure to the end of the year</b>	<b>Pending payments</b>	<b>Revised cost, if any/ date of revision</b>
									<b>(₹ in lakh)</b>
6	Construction of H.L. bridge over Ganda nallah on Choda Duburi road in the district of Jajpur under NABARD Assistance RIDF-XVIII	10,29.80	2013	2015	69	3,43.87	7,14.56		
7	Construction of H.L. bridge over Karsara nallah at 1st Km on Kotagarh-Subarnngiri-Srirampur road (RIDF-XV)	6,06.76	2011	2016	33	50.11	2,00.30	..	..
8	Construction of H.L. bridge over Patanallah at 0.200 Km Loudigam Garampeta road in the dist. of Ganjam under NABARD Assistance RIDF-XIX	11,10.00	2014-15	2015-16	70	4,59.08	7,78.9	..	..
9	Construction of H.L. bridge over Satanalla at 72/2-4 Km on Balliguda-Muniguda road	1,99.50	2012	2015	97	76.23	1,93.23	..	..
10	Construction of H.L. bridge over river Bansadhara at Gumuda on 132 KV line road (SH-17) (RIDF-XV)	24,03.27	2009	2015	75	10,40.00	45,38.21	12,7.50	49,49.99
11	Construction of H.L. bridge over river Birupa at 11th Km of Barchana-Balichandrapur road RIDF-XIX	17,49.26/ 05.02.2014	2014	2016	75.48	6,72.00	13,20.33	4,28.93	..
12	Construction of H.L. bridge over river Brahamani near Jenapur at N.H.-200 via Jenapur under RIDF-XVI	65,60.43	2011	2016	26	4,38.87	17,11.57	..	..
13	Construction of H.L. bridge over river Bramhani at Laeli under RIDF-XIV	27,12.40/ 08.07.2009	2009	2015	100	4,95.15	27,69.29	1,51.29	..

**APPENDIX - IX**

**COMMITMENTS OF THE GOVERNMENT - LIST OF INCOMPLETE CAPITAL WORKS**

<b>Sl. No.</b>	<b>Name of the projects/ works</b>	<b>Estimated cost of work/ date of sanction</b>	<b>Year of commencement</b>	<b>Target year of completion</b>	<b>Physical progress of work (in per cent)</b>	<b>Expenditure during the year</b>	<b>Progressive expenditure to the end of the year</b>	<b>Pending payments</b>	<b>Revised cost, if any/ date of revision</b>
									<b>(₹ in lakh)</b>
14	Construction of H.L. bridge over river Bramhani near Kalana at 10th Km of Barabati Singapur road in the dist of Jajpur under NABARD Assistance RIDF-	45,67.61	2014	2016	42	11,83.29	19,12.29	..	..
15	Construction of H.L. bridge over river Buda at 4.250 Km on Sathipur Jajpur Mangalpur Kaiyagola road in the dist of Jajpur under NABARD Assistance RIDF-XVIII	24,90.59	2012	2015	80	5,27.98	19,85.52	..	..
16	Construction of H.L. bridge over river Dudhei at 7.15 Km of Kuakhia-Baruan-Bari-Kalamatia road (MDR-14) under RIDF-XVI	5,36.53	2011	2015	61	36.03	3,26.49	..	..
17	Construction of H.L. bridge over river Gobari at Milan more at 24th Km on Kundupur-Babar-Jamboo road (RIDF-XVII)	15,24.24/ 12.06.2013	2014	2016	13	62.31	2,04.69	12,69.71	..
18	Construction of H.L. bridge over river IB (16 Span x 35.640 mt) at 0/500 Km on Bhasma-Abankela road in the dist of Sundargarh under NABARD RIDF-XV	23,34.73	2010	2012	79	1,03.00	18,40.46	2,00.85	..
19	Construction of H.L. bridge over river Kharasrota at 2/300 Km on Balamukuli Bagammara road under RIDF-XVI	19,39.57	2011	2015	42	91.09	8,13.19	..	..
20	Construction of H.L. bridge over river Koel with approaches at Jhirpani under RIDF-XIV	12,28.29/ 26.04.2008	2009	2015	100	2,39.94	11,98.69	61.54	..

**APPENDIX - IX**

**COMMITMENTS OF THE GOVERNMENT - LIST OF INCOMPLETE CAPITAL WORKS**

<b>Sl. No.</b>	<b>Name of the projects/ works</b>	<b>Estimated cost of work/ date of sanction</b>	<b>Year of commencement</b>	<b>Target year of completion</b>	<b>Physical progress of work (in per cent)</b>	<b>Expenditure during the year</b>	<b>Progressive expenditure to the end of the year</b>	<b>Pending payments</b>	<b>Revised cost, if any/ date of revision</b>
21	Construction of H.L. bridge over river Luna at Danpur on Chandol-Danpur road	13,15.53/ 19.10.2013	2014	2016	69	5,25.10	9,01.12	2,81.13	..
22	Construction of H.L. bridge over river Mahanadi at Jillansahi on 1st Km of Taladanda Saharadia road RIDF-XV	11,55.35/ 31.12.2009	2010	2012	72	..	8,27.93	..	..
23	Construction of H.L. bridge over river Mahanadi at Khosalpur near Rahama on Rahama Khosalpur Gobardhanpur road (RIDF-XVIII)	48,65.47/ 31.12.2012	2013	2016	65	..	53,21.26	17,97.59	..
24	Construction of H.L. bridge over river Mantei at 10th Km on Digochhia-Bansada road including approaches on both sides in the dist of Bhadrak	19,28.29	2014	2016	31	49.65	5,88.81	..	..
25	Construction of H.L. bridge over river Nandini at 1st Km as Kurla-Khaspa road under NABARD Assistance RIDF-XX	6,49.01	2014-15	2015-16	39	2,06.42	2,51.00	..	..
26	Construction of H.L. bridge over river Nandini at 4th Km of Baramunduli-K. Karadakana road under NABARD Assistance RIDF-XIX	8,11.97	2014-15	2015-16	81	5,25.45	6,54.10	..	..
27	Construction of H.L. bridge over river Ret at 4th Km on Dadpur-Rupra road (ODR) (RIDF-XIX)	15,98.78	2014	2016	36	57.98	5,79.88	..	..
28	Construction of HL bridge over river Badagenguti at 3rd Km on Barachana Balichandrapur road (Span 6 x 35 mtr) (RIDF-XIII)	16,14.18/ 25.11.2010	2011	2013	35	..	5,51.96	13,57.87	19,09.84/ 24.08.2015

**APPENDIX - IX**

**COMMITMENTS OF THE GOVERNMENT - LIST OF INCOMPLETE CAPITAL WORKS**

Sl. No.	Name of the projects/ works	Estimated cost of work/ date of sanction	Year of commencement	Target year of completion	Physical progress of work (in per cent)	Expenditure during the year	Progressive expenditure to the end of the year	Pending payments	Revised cost, if any/ date of revision
29	Construction of HL bridge over river Brahmani at 2nd Km D/S of Rengali Dam in the district of Angul under NABARD Assistance RIDF-XIX	40,11.74/ 31.08.2013	2014	2016	5	61.38	1,94.45	..	..
30	Construction of H.L. bridge over Uttei nallah at 210/000-2 Km on Matrugaon-Belghar-Jhiripani road (RIDF-XVI)	4,27.96	2011	2015	100	1,33.75	4,33.92	..	..
31	Improvement to Belghar-Ambadola road (ODR) from 0/000 to 16/000 Km under RIDF-XVIII	28,99.36	2014	2016	56	13,92.40	16,15.60	2,50.00	29,85.54/ 26.06.2015
32	Improvement of road from Mundali bridge approach to Sankarpur by improving stretches of Mundali approach road 1.110 Km (from 0.000 to 1.110) Athagarh Megha Katakiasahi road 15.000 Km (from 0.000 to 15.000 Km, Athagarh town road 0.440, (from 4.30 Km to 4.74 Km (RIDF-XVIII)	20,28.46/ 21.11.2012	2013	2015	97.47	6,78.25	19,77.07	51.39	..
33	Improvement to Baladialamal-Dharmagarh road MDR from 0.00 to 22.75 Km (RIDF-XVIII)	20,23.75	2013	2015	96	2,44.24	19,32.88	..	..
34	Improvement to Balakati Balianta road 0/000 to 12/000 Km under RIDF-XIX	18,00.00/ 26.05.2014	2014	2016	86	6,93.71	15,50.71	19.88	..
35	Improvement to Bargarh-Bijepur road (ODR) from 0/000 to 20.66 Km including construction H.L. bridge over Jhirllu nallah at 28.27 Km RIDF-XVIII	20,99.44/ 18.08.2012	2013	2015	..	2,68.96	17,29.77	369.67	..

**APPENDIX - IX**

**COMMITMENTS OF THE GOVERNMENT - LIST OF INCOMPLETE CAPITAL WORKS**

<b>Sl. No.</b>	<b>Name of the projects/ works</b>	<b>Estimated cost of work/ date of sanction</b>	<b>Year of commencement</b>	<b>Target year of completion</b>	<b>Physical progress of work (in per cent)</b>	<b>Expenditure during the year</b>	<b>Progressive expenditure to the end of the year</b>	<b>Pending payments</b>	<b>Revised cost, if any/ date of revision</b>
									<b>(₹ in lakh)</b>
36	Improvement to Belpara-Baijalsagar-Bhanpur-Pithapatar road ODR such as widening & strengthening from 3.00 Km to 22.00 Km (3.00 Km to 13.00 Km)	10,92.00/ 22.11.2014	2014	2016	100	7,93.63	11,25.16	..	..
37	Improvement to Bhawanipatna-Rayagada road MDR from 0/000 Km to 26/000 Km (RIDF-XVII)	21,18.72	2011	2013	81	8,07.28	17,10.72	..	..
38	Improvement to Boinda Athamallik Kiakata road from 15/000 to 39/000 Km under RIDF-XVII (21.17 Km)	26,91.08/ 14.03.2012	2012	2015	100	4,21.00	27,21.55	..	..
39	Improvement to Boinda Athmallick Kiakata road from 0/000 to 15/000 Km under RIDF-XVI (15.00 Km)	16,04.73/ 21.05.2011	2011	2015	100	1,47.58	13,86.99	..	..
40	Improvement to Chhatia-Kalakata road from 5.34 Km to 15.80 Km (RIDF-XVIII)	5,42.20/ 18.08.2012	2013	2015	87	50.37	4,61.94	12.32	..
41	Improvement to Chhatiguda Narla Rampur road from 0/000 Km to 20/000 Km under (RIDF-XVII)	12,07.07	2011	2013	81	4,46.71	9,78.08	..	..
42	Improvement to Chhatiguda-Narla-Rampur road from 16/700 Km to 38/500 Km (RIDF-XVIII)	28,06.80	2013	2015	96	6,08.94	27,06.23	..	..
43	Improvement to Chhendipada Jarapada road from 4/000 to 25/000 Km in the dist. of Angul under NABARD Assistance	37,80.00	2014	2016	92	22,71.35	34,60.02	..	..

**APPENDIX - IX**

**COMMITMENTS OF THE GOVERNMENT - LIST OF INCOMPLETE CAPITAL WORKS**

<b>Sl. No.</b>	<b>Name of the projects/ works</b>	<b>Estimated cost of work/ date of sanction</b>	<b>Year of commencement</b>	<b>Target year of completion</b>	<b>Physical progress of work (in per cent)</b>	<b>Expenditure during the year</b>	<b>Progressive expenditure to the end of the year</b>	<b>Pending payments</b>	<b>Revised cost, if any/ date of revision</b>
									<b>(₹ in lakh)</b>
44	Improvement to Dhaneswar Barundei road from 0.00 to 12.50 Km in the dist. of Jajpur under NABARD Assistance RIDF-XVIII	15,02.04	2013	2015	86	4,22.95	12,85.79	..	..
45	Improvement to Dhenkanal-Bhapur road from 0/000 to 14/700 Km	11,24.88/ 30.10.2011	2012	2013	96	..	9,93.80	..	10,64.59
46	Improvement to Dhenkanal-Sankarpur road from 0/000 Km to 15/800 Km under NABARD	20,12.35/ 11.09.2014	2014	2016	18	..	3,69.56	..	..
47	Improvement to G. Udayagiri-Paburia-Sarangada road from 18/000 to 28/000 Km under CRF for 2013-14	20,00.00	2014	2015	100	15,70.01	17,20.00	..	..
48	Improvement to Ichhapur-Basudevpur road from 12/000 Km to 24/150 Km under RIDF-XIX	19,28.00	2014	2015	82	4,86.39	15,87.56	..	..
49	Improvement to Kalunga-Bonai road MDR-26 from 35.00 to 45.00 Km in the dist. of Sundargarh under RIDF-XVIII	14,78.24/ 17.04.2013	2013	2015	100	4,17.46	13,24.72	63.35	..
50	Improvement to Kalunga-Bonai road MDR-26 from 55/000 to 71/000 Km under RIDF-XVII	19,61.19/ 31.10.2011	2012	2014	100	1,95.56	17,41.27	..	17,62.69/ 25.08.2015
51	Improvement to Kendrapara-Golarhat road from 2.800 Km to 4.70 Km, 5.30 Km to 8.000 Km & 9/100 Km to 18/000 Km in the dist of Kendrapara under NABARD Assistance RIDF-XVIII	15,33.29/ 19.01.2013	2013	2015	76	4,13.91	11,65.32	3,96.25	..

**APPENDIX - IX**

**COMMITMENTS OF THE GOVERNMENT - LIST OF INCOMPLETE CAPITAL WORKS**

Sl. No.	Name of the projects/ works	Estimated cost of work/ date of sanction	Year of commencement	Target year of completion	Physical progress of work (in per cent)	Expenditure during the year	Progressive expenditure to the end of the year	Pending payments	Revised cost, if any/ date of revision
									(₹ in lakh)
52	Improvement to Kotagarh-Subarn giri-Srirampur road ODR from 21/0 to 24/450 Km and 29/8 to 40/000 Km under RIDF-XV	10,18.90	2010	2015	50	2,07.08	5,12.66	24.51	..
53	Improvement to Kuakhia Jenapur road from 11.860 Km to 22.540 Km in the dist. of Jajpur under NABARD Assistance RIDF-XVIII	8,37.03	2013	2015	59	..	4,93.57	..	..
54	Improvement to Kuakhia-Baruan-Bari-Kalamatia road from 17.500 Km to 33.000 Km in the dist of Jajpur under NABARD Assistance	20,22.91	2014	2016	85	8,95.40	17,28.11	..	..
55	Improvement to Laikera-Kirmira road from 0/000 to 4/500 Km in the dist. of Jharsuguda under NABARD asst. RIDF-XIX	8,95.45	2014	2015	85	89.02	7,57.79	1,81.11	..
56	Improvement to Madanpur-Gopalpur via Kereragarh from 0.0 to 15.00 Km in the dist of Kendrapara under NABARD Assistance RIDF-XVIII	14,98.31/ 19.01.2013	2013	2015	65	5,72.15	9,73.05	5,52.90	15,98.90/ 24.02.2016
57	Improvement to Matrugaon-Belghar-Jhiripani road (ODR) 0/000 to 15/000 Km including 9 nos. bridges located between 24/500 to 33/400 Km RIDF-XVIII	48,88.33	2014	2017	39	15,20.09	19,02.22	40.00	5142.96
58	Improvement to Nahaka Khaira road from 0/000 to 7/000 Km in the dist. of Jajpur under NABARD Assistance RIDF-XIX	4,51.21	2014	2015	80	1,05.01	3,62.85	..	..



**APPENDIX - IX**

**COMMITMENTS OF THE GOVERNMENT - LIST OF INCOMPLETE CAPITAL WORKS**

Sl. No.	Name of the projects/ works	Estimated cost of work/ date of sanction	Year of commencement	Target year of completion	Physical progress of work (in per cent)	Expenditure during the year	Progressive expenditure to the end of the year	Pending payments	Revised cost, if any/ date of revision
									(₹ in lakh)
59	Improvement to Nimapara Balanga Satasankha road from 14/000 Km to 22/000 Km under RIDF-XIX	12,00.00/ 31.05.2014	2014	2016	85	4,61.44	9,76.27	1,46.08	..
60	Improvement to Padmapur-Jagadapur road (MDR-36A) from 11/000 Km to 16/500 Km & 20/000 Km to 26/800 Km (RIDF-XVII)	12,61.99/ 26.07.2011	2011	2013	95	9,59.12	12,00.53	3,54.94	16,48.41
61	Improvement to Panchada-Dasmanthpur-Giriliguma road from 20/000 to 38/000 Km (RIDF-XVIII)	10,24.72/ 19.01.2013	2013	2015	100	1,15.23	11,11.86	..	11,11.86
62	Improvement to Pratap Prasad Darpanarayanpur road ODR from 0.00 to 14.00 Km (RIDF-XX)	19,78.00/ 14.02.2014	2014-15	2015-16	79	14,12.92	15,55.20	..	..
63	Improvement to Randha to Markandi via Tulu ODR 8.000 Km in Ganjam district under NABARD RIDF-XVIII	12,85.37	2013-14	2014-15	79	2,05.20	10,16.08	..	..
64	Improvement to Ranpur-Siko-Jankia road from 0/000 Km to 20/200 Km (RIDF-XX)	15,77.45/ 21.02.2014	2014-15	2015-16	94	10,84.93	1497.93	..	15,91.53/ 15.06.2015
65	Improvement to Saintala-Tikarapada road from 12.200 Km to 24.400 Km (RIDF-XIX)	10,63.29/ 25.10.2013	2014	2015	100	2,76.00	9,20.95	..	..
66	Improvement to Subdega-Lanjiberna road ODR from 48/000 Km to 59/500 Km in the dist of Sundargarh under NABARD Asst RIDF-XIX	22,25.27	2014	2015	73	10,18.55	16,32.91	4,48.76	22,25.69/ 30.07.2016
67	Improvement to T.D.P.U.M.B. Rupsa road, MDR-70 from 96.900 Km to 108.600 Km	5,38.30 / 06.09.2010	2010	2016	71	..	2,96.60	..	..

**APPENDIX - IX**

**COMMITMENTS OF THE GOVERNMENT - LIST OF INCOMPLETE CAPITAL WORKS**

<b>Sl. No.</b>	<b>Name of the projects/ works</b>	<b>Estimated cost of work/ date of sanction</b>	<b>Year of commencement</b>	<b>Target year of completion</b>	<b>Physical progress of work (in per cent)</b>	<b>Expenditure during the year</b>	<b>Progressive expenditure to the end of the year</b>	<b>Pending payments</b>	<b>Revised cost, if any/ date of revision</b>
68	Improvement to old Cuttack -Sambalpur road from 7/505 Km to 39/500 Km	31,32.49/ 17.08.2011	2011	2013	64	14,04.41	19,95.92	..	..
69	Improvement to old Cuttack-Sambalpur road from 39/500 Km to 50/600 Km	13,16.64/ 19.01.2013	2013	2014	88	..	11,54.04	..	..
70	Widening & strengthening Balliguda-Barakhama-Khamankhole-Sindhiguda road (SH-41) from 0/000 to 3/600 Km, 3/800 to 5/800 Km, 6/000 to 19/000 Km and 36/000 to 47/200 Km	53,47.41	2016	2018	5	2,25.78	2,62.20	..	..
71	Widening & strengthening Balliguda-Muniguda road (SH-5) from 68/200 to 78/200 & 84/200 to 98/200 Km	39,94.02	2015	2017	1	..	41.02	39,53.00	..
72	Widening and Strengthening Kalinga-Raikia-Nuagoan road (SH-7A) from to 2 lane without paved shoulder from 0/000 to 7/500 Km, 8/000 to 31/060 to 33/750 Km and 37/610 to 57/700 Km	1,13,29.79	2014	2016	49	49,34.43	55,83.75	..	..
73	Widening and Strengthening Saranagada-Nuagaon-Balliguda (SH-1) from 219/00 to 226/580 Km, 233/700 Km to 234/700 Km and 237/700 to 240/100 Km under SHDP scheme for the year 2013-14	14,36.97	2014	2015	100	2,35.7	14,36.95	..	..
74	Widening and Strengthening of Raj Athagarh Narsinghpur road (SH-65) to two lane without paved shoulder from 0.000 to 80.000 under SHDP for 2013-14	1,62,75.90/ 02.01.2014	2016	2016	8	12,56.37	12,56.37	1,50,19.53	..

**APPENDIX - IX**

**COMMITMENTS OF THE GOVERNMENT - LIST OF INCOMPLETE CAPITAL WORKS**

<b>Sl. No.</b>	<b>Name of the projects/ works</b>	<b>Estimated cost of work/ date of sanction</b>	<b>Year of commencement</b>	<b>Target year of completion</b>	<b>Physical progress of work (in per cent)</b>	<b>Expenditure during the year</b>	<b>Progressive expenditure to the end of the year</b>	<b>Pending payments</b>	<b>Revised cost, if any/ date of revision</b>
75	Construction of HL bridge over Kanakati nallah 4 KM on Charbatia Mangarajpur road	2,61.76/ 19.06.2014	2016	2016	18	47.00	47.00	214.76	..
76	Improvement to Narasinghpur Hindolo road (SH-65) widening from 0.00 to 8.00 & 12.00 to 22.80 Km under SHDP	10,43.74/ 23.04.2015	2017	2017	..	..	..	1043.74	..
77	Narasinghpur Baliput road from 7.00 to 11.65 Km	5,00.00/ 03.09.2015	2016	2016	4	20.00	20.00	480	..
78	Four laning approach road from Kathajodi Ring to High Court	3,60.18	2014	2016	67	2,40.00	2,40.00	..	..
79	Construction of road by the side of Pettanallah from Aswini Hospital to sector to CDA	18,32.23	2013	2015	100	17,36.12	17,36.12	34.08	..
80	Costruction of HL bridge over river Kathajodi for direct link from Cuttack city to BBSR	3,81.97	2014	2016	84	2,20.35	2,20.35	..	..
81	Improvement of Loisinga-Bharsuja road from 0/000 Km to 12/500 Km (RIDF XIX)	12,42.94/ 19.12.2013	2014	2015	58	2,18.24	7,21.66	..	..
82	Construction of 3 Nos. Bridges over Chinchod nallah at 32/200 Km, over Mankadia nallah at 37/000 Km & over Adagudi nallah at 40/000 Km of Manmunda-Kantamal-Ghantapada-Sindhiguda road under NABARD Assistance RIDF-XVI	10,45.98 13.03.2012	2012	2014	50	1,76.80	10,81.12	..	..
83	Improvement to Nutikiri-Barapada road from 0/000 Km to 9/250 Km (RIDF-XX)	12,44.50 18.08.2014	2015	2016	51	6,36.80	6,36.80	6,07.70	..

**APPENDIX - IX**

**COMMITMENTS OF THE GOVERNMENT - LIST OF INCOMPLETE CAPITAL WORKS**

Sl. No.	Name of the projects/ works	Estimated cost of work/ date of sanction	Year of commencement	Target year of completion	Physical progress of work (in per cent)	Expenditure during the year	Progressive expenditure to the end of the year	Pending payments	Revised cost, if any/ date of revision
84	Construction of H.L. bridge over river Mahanadi at Jatamundia under NABARD(RIDF-XII)	64,24.76 29.12.2006	2008.09	16.01.2016	86	3,30.00	71,80.3	11,90.78	8371.18/ 30.03.2016
85	Improvement to road from NH-6 to Kansar from 27.000Km to 37.500Km	19,05.44 18.06.2014	2014	2016	95	14 42.33	18,05.33	..	..
86	Improvement To Chhenapadi-Hadagarh road 0/000KM to 15/000 KM under NABARD assistance-15-16	28,44.56/ 15.07.2015	2015	2016	38	10,70.25	10,70.25	15,29.09	..
87	Improvement To R.C. Pur- H.C.Pur road 0/000KM to 14/000 KM under NABARD Assistance RIDF-XVI	15,24.22/ 31.12.2012	2013	2016	..	..	15,62.05	..	..
88	Improvement to Jarada - Tumba road from 0/000 to 9/00 Km in the District of Ganjam under NABARD Assistance RIDF-XIX.(BT road 8.00 Km CC road 1.00 Km. CD 27 nos)	11,99.37/ 18.12.2013	2014	2015	..	7,75.50	12,45.50	..	..
89	Improvement to Karapada - Badadumula - Gokarnapur road (ODR) from 0/000 to 15/600 Km in the Dist of Ganjam under NABARD Assistance. (BT road 14.47 Km CC road 1.10 Km, CD 16 nos)	15,55.23/ 31.05.2014	2014	2016	..	14,92.70	16,07.70	..	..
90	Improvement to H.L Bridge over river Bahuda near Chandpur on Dekhali - Nuapada ODR road (RIDF - XVII) (Bridge 14x10.78m, Approach road 0.11 Km)	7,44.46/ 23.03.2013	2016	2017	17	..	1,25.00	..	..

**APPENDIX - IX**

**COMMITMENTS OF THE GOVERNMENT - LIST OF INCOMPLETE CAPITAL WORKS**

<b>Sl. No.</b>	<b>Name of the projects/ works</b>	<b>Estimated cost of work/ date of sanction</b>	<b>Year of commencement</b>	<b>Target year of completion</b>	<b>Physical progress of work (in per cent)</b>	<b>Expenditure during the year</b>	<b>Progressive expenditure to the end of the year</b>	<b>Pending payments</b>	<b>Revised cost, if any/ date of revision</b>
									<b>(₹ in lakh)</b>
91	Improvement to Kukudakhandi - Pandiajholi via Boulajholi road (ODR) from 0/000 to 7/000 Km in the District of Ganjam under NABARD Assistance RIDF-XXI	6,14.06/ 10.08.2015.	2016	2016	7	40.00	40.00	..	..
92	Improvement to Rambha-Khandadeuli road from 0/000 Km to 11/000 Km (RIDF-XX)	6,62.96 31.03.2015	2,015	2,016	53	3,50.00	3,50.00	2,76.49	..
93	Improvement to Sankarkhol-Koinjhar-Paburia-Mandakia road (ODR) from 5/600 to 20/000 Km RIDF-XXI	22,95.00 31.05.2014	2015	2017	9	1,83.00	1,83.00	18,53.57	..
94	Construction of H.L. bridge over river Katra at 4/700 Km on Kalabadia-Bangriposi road,MDR-45 under RIDF XVII	8,16.64	2011	2016	51	1,25.05	4,13.15	..	..
95	Improvement to Jashipur-Raruan road from 5/680 Km to 21/300 RIDF-XX	17,91.53	2015	2016	58	8,57.49	10,35.26	..	..
96	Improvement to Karanjia-Mahadevdeuli road (ODR) from 0.00 Km to 15.18 Km	28,26.79	2015	2017	21	4,20.96	4,20.96	..	..
97	Construction of H.L Bridge over Jaumara nallah at 9.30 Km on Baripada-Bamanghaty road (RIDF-XIX)	4,18.29	2016	2017	..	..	..	..	..
98	Improvement to Ramnaguda-Katiki road (ODR) from 0.00 Km to 10.80 Km	21,15.09	2015	2016	9	87.74	1,81.27	19,33.83	..
99	Improvement to Gunupur-Parbatipur road via Bathili (MDR-61) from 49.00 to 67.00 Km & 0.00 Km to 3.20 Km	41,17.88	2015	2017	12	2,17.64	4,82.51	36,35.36	..

**APPENDIX - IX**

**COMMITMENTS OF THE GOVERNMENT - LIST OF INCOMPLETE CAPITAL WORKS**

<b>Sl. No.</b>	<b>Name of the projects/ works</b>	<b>Estimated cost of work/ date of sanction</b>	<b>Year of commencement</b>	<b>Target year of completion</b>	<b>Physical progress of work (in per cent)</b>	<b>Expenditure during the year</b>	<b>Progressive expenditure to the end of the year</b>	<b>Pending payments</b>	<b>Revised cost, if any/ date of revision</b>
									<b>(₹ in lakh)</b>
100	Improvement to Koira - Dengula - Tensa - Barsuan - Kaleiposh road (ODR) sfrom 7.00 to 15.00 Km in the dist of Sundargarh under RIDF - XVIII	13,53.43 26.12.2012	2013	2014	100	..	12,35.83	56.70	12,44.24/ 25.02.2016
101	Constn of bridge at Dulahapur nallah at 17.95 Km on Birmitrapur - Raiboga - Salangabhal road (MDR-28) in the dist. of Sundargarh under RIDF-XVIII	3,06.59 11.04.2013	2013	2014	91	..	2,79.67	2.4	..
102	Constn of bridge at Turia nallah at 12.06 Km on Birmitrapur - Raiboga - Salangabhal road (MDR-28) in the dist. of Sundargarh under RIDF-XVIII	2,34.35 10.07.2013	2013	2014	100	..	2,45.84	..	..
103	Improvement & Widening to Kuarmunda- Purnapani- Nuagaon road (ODR) from 0/000 to 11/744 Km under NABARD Assistance scheme	15,86.16 30.6.2014	2015	2016	96	1435.10	14,35.10	38.92	..
104	Improvement to Gurundia-Jarda road from 0/000 to 29/800 Kmin the District of Sundargarh under NABARD Assistance scheme	51,80.38 11.06.2014	2015	2017	7	354.41	3,54.41	47,23.91	..
105	Construction of HL bridge over Salesingh nallah at 43/750 Km on Sambalpur-Sonepur road (SH-15) under NABARD Assistance	7,97.38/ 10.06.2014	2014	2015	..	235.46	8,17.06	..	..
106	Construction of HL bridge over Amat nallah at 47/380 Km on Sambalpur-Sonepur road (SH-15) under NABARD Assistance	5,39.19/ 03.06.2014	2014	2015	..	24.00	5,64.63	..	..

**APPENDIX - IX**

**COMMITMENTS OF THE GOVERNMENT - LIST OF INCOMPLETE CAPITAL WORKS**

<b>Sl. No.</b>	<b>Name of the projects/ works</b>	<b>Estimated cost of work/ date of sanction</b>	<b>Year of commencement</b>	<b>Target year of completion</b>	<b>Physical progress of work (in per cent)</b>	<b>Expenditure during the year</b>	<b>Progressive expenditure to the end of the year</b>	<b>Pending payments</b>	<b>Revised cost, if any/ date of revision</b>
									<b>(₹ in lakh)</b>
107	Construction of HL bridge over Hardoman nallah near Badmal at 53/290 Km on Sambalpur-Sonepur road (SH-15) under NABARD Assistance	5,35.04 / 03.06.2014	2014	2015	..	80.17	5,50.21	..	..
108	Improvement to road from Sahajbahal-Siali via Bhimtikira road (ODR) in the Dist of Subarnapur form Ch.0/000 to 17/000 Km under NABARD assistance	14,61.69/ 31.05.2014	2014	2016	84	3,60.79	12,28.93	..	..
109	mprovement to Sahajbahal-Bhimtikira-Siali canal road (ODR) from 17/000 to 23/150 Km in the Dist. of Subarnapur under NABARD Assistance.	6,17.55/ 02.06.2014	2014	2015	70	18.60	3,91.06	..	..
110	Improvement to Tarbha-Kamsara road from 0/000 to 27/600 Km in the District of Subarnapur under NABARD Assistance for 2014-15	25,63.95/ 31.05.2014	2014	2016	77	14.36	19,72.73	..	..
111	Construction of H.L.Bridge over river Kuhika nallah at 42nd Km of Tomka Mangalpur road under RIDF-XVI	4,73.99	2011	2016	94	1,81.55	4,45.45	..	..
112	Construction of H.L. Bridge over River Badanadi near Nuagaon at 80 <sup>th</sup> Km of Nayagarh-Jagannathprasad-Bhanjanagar road (S.H.21) including long Approaches on either side in the Dist. of Ganjam.	9,28.83 / 862.34 / 20.05.2008	2008	2012	93	1,00.60	8,64.31	..	..

**APPENDIX - IX**

**COMMITMENTS OF THE GOVERNMENT - LIST OF INCOMPLETE CAPITAL WORKS**

<b>Sl. No.</b>	<b>Name of the projects/ works</b>	<b>Estimated cost of work/ date of sanction</b>	<b>Year of commencement</b>	<b>Target year of completion</b>	<b>Physical progress of work (in per cent)</b>	<b>Expenditure during the year</b>	<b>Progressive expenditure to the end of the year</b>	<b>Pending payments</b>	<b>Revised cost, if any/ date of revision</b>
									<b>(₹ in lakh)</b>
113	Construction of H.L. Bridge over River Baghua near Barida of 6th Km. of Pathara-Barida-Babanapur road including Short and Long Approaches on either side in the Dist. of Ganjam.	10,82.82 / 1180.79 / 18.08.2011	2012	2014	30	2,00.00	3,49.711	8,31.07	..
114	Improvement to Bhanjanagar-Dasapalla road from 30/000 to 48/000 Km	19,90.56 / 16,15.06 /	2010	2012	81	1,37.61	16,21.957	..	..
115	Improvement to Bhanjanagar-Dasapalla road from 8.000 Km to 30.000 Km in the District of Ganjam.	20,37.85 / 21,30.84 / 31.10.2011	2012	2014	67	5,49.39	13,62.81	7,68.03	..
116	Improvement to Ballipadar-Karasingi road from 0.0 to 16.000 Km in the District of Ganjam.	16,09.65 / 16,22.15 / 31.10.2011	2012	2014	64	7,15.00	10,23.28	5,98.87	..
117	Improvement to Papadahandi-Kodinga-Kossagumada road from 20/000Km to 29/500Km in the District of Nabarangpur under NABARD Assistance RIDF-XIX	15,14.64/ 22.11.14	2015-2016	2016-2017	55	8,37.65	8,37.65	4,53.42	..
118	Widening & Strengthening of Borigumma-Kamta-Kumuli road from 0/000Km to 11/700Km	12,65.00/ 28.02.2014	2014	2015	100	4,30.00	11,84.95	43.22	12,70.08 dt.30.03.16
119	Improvement to Borigumma-B.Singhpur-Tarabhatta road from 14/0Km to 24/0Km (XIX)	1338.55 24.02.2014	2015	2016	4	50.00	50.00	11,23.20	..
120	Improvement to Sansourapalli-Phulkona road from 0/000 to 25/3 Km. under RIDF-XIV (25.30 Km)	14,20.60 7.7.09 of	2010-11	2011-12	94	6,70.82	13,38.29	..	..



**APPENDIX - IX**

**COMMITMENTS OF THE GOVERNMENT - LIST OF INCOMPLETE CAPITAL WORKS**

<b>Sl. No.</b>	<b>Name of the projects/ works</b>	<b>Estimated cost of work/ date of sanction</b>	<b>Year of commencement</b>	<b>Target year of completion</b>	<b>Physical progress of work (in per cent)</b>	<b>Expenditure during the year</b>	<b>Progressive expenditure to the end of the year</b>	<b>Pending payments</b>	<b>Revised cost, if any/ date of revision</b>
									<b>(₹ in lakh)</b>
121	Improvement to Semiliguda-Mathalput-Kakiriguma road from 15/0 to 30/000 KM under RIDF-XIX	11,40.78/ 27.09.2013	2013-14	2015-16	85	683.60	9,68.87	..	11,58.27
122	Improvement to Semiliguda-Handiput road 14/300 to 32/015 & 32/885 to 36/000 KM. (RIDF-XX)	22,95.00/ 28.04.2015	2015-16	2016-17	21	4,77.95	4,77.95	..	..
123	Improvement & Construction of Bridge on Badakamar-Pangatira road from 0/000 KM to 27/300 kM in the District of Dhenkanal.	32,71.69/ 19.01.2013	2013	2015	69	1,39.77	11,30.00	..	..
124	Widening of Titilagarh Phapsi PWD road RIDF-XVIII	23,49.23 23.03.2013	2014	2016	90	12,47.94	20,30.29	..	..
125	Construction of Boxcell bridge over river Bhargavi near Damodarpur village (RIDF-XX)	2,54.90 14.08.2014	2014	2015	70	73.83	1,60.31	68.49	..
126	Improvement to Delanga Brahmagirim road from 16.500Km. to 36.00Km.under NABARD Assistance RIDF-XVII (Balance Work)	29,10.41 01.03.2014	2014	2014	75	11,32.21	21,96.55	7,10.95	..
127	Imprvement to Delang-Brahamgiri road from 9/0 Km to 16/600 Km (RIDF-XX)	9,08.77 10.07.2014	2015	2015	72	4,69.14	6,05.41	2,37.93	..
128	Improvement to road from N.H-6 to Kansar from 0/000 to 13/00 Km RIDF - XV.	23,06.48 / 12.01.2010	2010	2014	95	9,29.06	12,63.04	..	..

**APPENDIX - IX**

**COMMITMENTS OF THE GOVERNMENT - LIST OF INCOMPLETE CAPITAL WORKS**

Sl. No.	Name of the projects/ works	Estimated cost of work/ date of sanction	Year of commencement	Target year of completion	Physical progress of work (in per cent)	Expenditure during the year	Progressive expenditure to the end of the year	Pending payments	Revised cost, if any/ date of revision
									(₹ in lakh)
129	Construction of 5 Nos bridge at 40/650 Km, 42/330 Km, 43/750 Km, 45/150 Km & 46/780 Km with raising of submerged portion from 39/500 to 54/0 Km on Boinda Athamallik Kiakata road (MDR) under RIDF-XVII	49,81.78 25.02.2014	2014	2016	94	17,87.22	47,01.24	..	..
130	Improvement to Angul Sankhapur Karatapata road from 0/000 to 18/600 Km under RIDF-XVI	20,64.51 23.08.2010	2010	2014	100	53.90	16,32.00	..	..
131	Improvement to Thakurgarh Nakchi road from 0/000 to 17/500 Km under RIDF-XVIII	23,86.49 19.01.2013	2013	2015	100	96.75	24,52.97	..	..
132	Construction of H.L. bridge over Bhalukhai nallah at 4th Km of Angul Sankhapur Karatapata road under RIDF-XIX	3,77.47 25.11.2013	2014	2015	100	58.00	3,35.99	..	..
133	Improvement of Thakurgarh-Tapdhol road 0/000 Km to 20/000 Km (RIDF-XXI)	29,95.00 28.05.2014	2015	2017	37	10,94.45	10,94.45	..	..
134	Improvement to Sardeipur-Nimapara road from 0/000 to 28/000Km (RIDF-XVI)	23,88.88 13.01.2011	2015	2016	43	6,72.65	6,72.65	8,92.69	..
135	Construction of H.L. bridge over river Kathajodi for direct link from Cuttack City to Bhubaneswar under NABARD (RIDF-XVI)	10526.27	2011	2016	80	49,72.44	78,72.79	..	1,16,17.73
136	Widening and strengthening of Krushna Prasad - Jahnkuda road from 0.0 to 20.250Km (RIDF-XX )	31,69.56 18.01.2014	2014	2017	50	16,22.47	17,73.03	..	..

**APPENDIX - IX**

**COMMITMENTS OF THE GOVERNMENT - LIST OF INCOMPLETE CAPITAL WORKS**

Sl. No.	Name of the projects/ works	Estimated cost of work/ date of sanction	Year of commencement	Target year of completion	Physical progress of work (in per cent)	Expenditure during the year	Progressive expenditure to the end of the year	Pending payments	Revised cost, if any/ date of revision
									(₹ in lakh)
137	Improvement to Khariar-Sinapali (ODR) road from 15/960 Km to 21/00 Km under RIDF-XXI	10,08.00 14.01.2015	2015	2015	47	99.53	4,72.94	4,24.90	..
138	Improvement to Khariar-Amodi road (ODR) from 13.00 Km to 22.00 Km under RIDF-XXI	8,62.50 25.08.2015	2016	2016	28	2,38.56	2,38.56	2,43.75	..
139	Improvement to Jhumpura-Ukunda road from 0.00 Km to 14.165 Km	16,66.42 28.11.2012	2013	2015	100	65.14	15,30.28	..	..
140	Improvement to Satakutunia – Patna road (ODR) from 0/000 Km to 13/0Km (RIDF-XX)	16,53.87 07.08.2014	2014	2015	73	9,51.06	12,01.75	..	..
141	Improvement to Baxibarigaon-Bayapandadhar road from 0/000 Km to 24/000 Km (ODR) under RIDF-XX	23,67.62 28.08.2015	2015	2017	35	4,73.00	8,38.94	..	..
142	Improvement to Katalapasi-Malda road from 0/000 Km to 24/00 Km under RIDF-XX	26,60.76 14.09.2015	2015	2017	12	1,73.99	3,27.64	..	..
143	Widening & Strengthening of Balliguda - Muniguda road to 2-lane From 78/200 Km to 84/200, 98/200 to 101.00 Km & 104.60 Km to 107.00 Km	19,07.40/ 03.01.2014	2016	2017	31	5,90.87	5,90.87	..	..
144	Widening & Strengthening to Balliguda Barkhama Khamankhole Sindhiguda road (SH- 41) from 19/00 to 26/00 Km to Double lane	19,93.42/ 16.08.2014	2015	2017	28	5,65.00	5,65.00	..	..
145	Impv & widening to G.Udayagiri-Paburia-Sarangada road such as WMM, BM & SDBC from 3/0 Km to 7/0Km for 2014-15	5,98.00 08.06.2012	2014	2015	100	595.87	595.87	..	..

**APPENDIX - IX**

**COMMITMENTS OF THE GOVERNMENT - LIST OF INCOMPLETE CAPITAL WORKS**

<b>Sl. No.</b>	<b>Name of the projects/ works</b>	<b>Estimated cost of work/ date of sanction</b>	<b>Year of commencement</b>	<b>Target year of completion</b>	<b>Physical progress of work (in per cent)</b>	<b>Expenditure during the year</b>	<b>Progressive expenditure to the end of the year</b>	<b>Pending payments</b>	<b>Revised cost, if any/ date of revision</b>
									<b>(₹ in lakh)</b>
146	Impv & widening to G.Udayagiri-Paburia-Sarangada road such as WMM, BM & SDBC from 29/0 to 32/0Km for 2014-15	2,65.00/ 21.08.2014	2014	2015	83	220.02	220.02	..	..
147	Widening & Improvement to Paniganda-Bamunigam- Daringbadi road such as WMM, BM, SDBC & CD works from 29/00 to 33/00 Km	5,98.00/ 04.09.2014	2015	2016	16	95.00	95.00	..	..
148	Construction of H.L. Bridge at 0/6 Km on Matrugaon - Belghar - Jhiripani road (ODR)	2,28.23/ 21.08.2014	2015	2015	44	99.79	99.79	..	..
149	Construction of High Level Bridge over Kermeli nallah at 4/500 Km on Diptipur gaisilet road for 2015-16	3,35.00	2015-16	2016	16	54.50	54.50	2,09.70	..
150	Constructin of High level bridge over Nagaon nallah at 11/0 Km on Diptipur Gaisilet road for 2015-16	3,00.81	2015-16	2016	29	87.61	87.61	2,08.12	..
151	Widening and strengthening of Godbhaga-Turum road from 0/220 Km to 6/050 Km and 6/330 to 39/800 Km under SHDP for 2014-15	50,75.00	2015-16	2017	3	1,21.73	1,21.73	43,68.67	..
152	Widenign and strengthening of existing road to 4 lane carriage way from 0/000 Km to 16/650 Km ( 4 lane for a length of 1.680 Km and 2 lane for a length of 14.970 Km) of Sohela -Nuapara road (S.H3) in district of Bargarh under Biju Expressway for 2015-16	35,37.23	2015-16	2017	17	6,05.31	6,05.31	27,55.06	..

**APPENDIX - IX**

**COMMITMENTS OF THE GOVERNMENT - LIST OF INCOMPLETE CAPITAL WORKS**

<b>Sl. No.</b>	<b>Name of the projects/ works</b>	<b>Estimated cost of work/ date of sanction</b>	<b>Year of commencement</b>	<b>Target year of completion</b>	<b>Physical progress of work (in per cent)</b>	<b>Expenditure during the year</b>	<b>Progressive expenditure to the end of the year</b>	<b>Pending payments</b>	<b>Revised cost, if any/ date of revision</b>
153	Widenign and strengthening of existing road to 4 lane carriage way from 18/200 Km to 30/000 Km excluding chainage from 25/900 Km to 25/650Km ( 4 lane for a lenth of 2.990 Km and 2lane for a length of 8.360Km) of Sohela Nuapara road (SH3) in district of Bargarh under Biju Expressway for 2015-16	31,36.69 dt.15.12.2014	2015-16	2017	3	79.71	79.71	27,71.23	..
154	Widenign and strengthening of existing road to 4 lane carriage way from30/000 Km to 47/700Km excluding chainage from 35/350 Km to 35/700 Km ( 4 lane for a lenth of 2.020 Km and 2lane for a length of 15.330Km) of Sohela Nuapara road (SH3) in district of Bargarh under Biju Expressway for 2015-16	35,62.01 dt.21.02.2015	2015-16	2017	17	599.09	599.09	27,21.77	..
155	Widenign and strengthening of existing road to 4 lane carriage way from 49/100 Km to 60/000 Km ( 4 lane for a lenth of 6.980 Km and 2lane for a length of 3.920 Km) of Sohela Nuapara road (SH3) in district of Bargarh under Biju Expressway for 2015-16	39,67.26 dt.21.02.2015	2015-16	2017	9	3,49.37	3,49.37	34,28.65	..
156	Widenign and Improvement of Bargrh Bhatli Ambabhana road (MDR-33) from 0/000 Km to 18/0 Km under CRF for 2013-14	18,23.23 dt.16.01.2014	2014-15	2015	78	10,25.00	14,19.52	2,57.17	..

**APPENDIX - IX**

**COMMITMENTS OF THE GOVERNMENT - LIST OF INCOMPLETE CAPITAL WORKS**

Sl. No.	Name of the projects/ works	Estimated cost of work/ date of sanction	Year of commencement	Target year of completion	Physical progress of work (in per cent)	Expenditure during the year	Progressive expenditure to the end of the year	Pending payments	Revised cost, if any/ date of revision
157	Widenign and Strengthening to Bargarh Bhatli Ambabhana road (SH) to 2 lane without paved shoulder from 18/0 Km to 34/915 Km under SHDP for 2014-15	19,20.76 dt.21.02.2014	2014-15	2015	74	11,90.979	14,18.10	3,33.18	..
158	Constn of H.L Bridge over Ambaghainallah at 1/120Km on Randha - Tulu - Markandi road near Chikarada Village in the District of Ganjam under State Plan	2,96.63/ 22.06.2015	2015	2016	28	80.00	80.00	..	..
159	Improvement to Digapahandi – Ghodahada – Meghajholi road (MDR) from 16/0 to 21/0 Km and 25/0 to 30/7 Km for the year 2015-16 under State Plan	9,99.58 / 02.0-1.2016	2016	2017	..	..	..	..	..
160	Improvement to Kalyanpur – Kamalapur road via Motabadi from 0/000 to 7/000 Km for the year 2015-16 under State Plan.	4,99.69 30.11.2015	2016	2016	2.46	10.38	10.38	..	..
161	road from proposed JMFC Court to Post Office in Hinjili NAC such as providing BM & SDBC from 0/000 to 0/315 and 1/700 to 3/000 under State Plan	73.417/ 25.02.2016	2016	2016	91	67.00	67.00	..	..
162	Improvement to road from Biju Patnaik square to PWD IB via Ankorada Jogibandha from 0/000 to 2/0 Km under State Plan.	1,00.84/ 25.02.2016	2015	2015	76	77.00	77.00	..	..

**APPENDIX - IX**

**COMMITMENTS OF THE GOVERNMENT - LIST OF INCOMPLETE CAPITAL WORKS**

<b>Sl. No.</b>	<b>Name of the projects/ works</b>	<b>Estimated cost of work/ date of sanction</b>	<b>Year of commencement</b>	<b>Target year of completion</b>	<b>Physical progress of work (in per cent)</b>	<b>Expenditure during the year</b>	<b>Progressive expenditure to the end of the year</b>	<b>Pending payments</b>	<b>Revised cost, if any/ date of revision</b>
									<b>(₹ in lakh)</b>
163	Improvement to Kandarpur-Machhagaon road from 14/0 to 25/0 Km such as widening and strengthening to two lane standard under SHDP in the district of Jagatsinghpur (OB&CC)	18,35.20 30.04.2014	2014-15	2016-17	41	7,50.75	7,50.75	..	..
164	Widening and strengthening of Kandarpur -Machhagaon road from 28/0 to 39/500 Km in 2-lane standard under SHDP 2014-15	19,96.38 20.05.2014	2014-15	2016-17	45	8,99.05	8,99.05	..	..
165	Widening and strengthening of Fulnakhara Nialimadhab road (SH-60)2-Lane without pave shoulder from 15/0 to 35/650 Km under SHDP	42,84.39 20.05.2014	2014-15	2016-17	4	1,85.90	1,85.90	..	..
166	Construction of approach road for HL Bridge over Telguri on 13th Km on Boriguma-Kamta-Kumuli road	2,80.18/ 01.12.2014	2015	2015	40	73.89	73.89	1,86.11	..
167	Construction of H.L.Bridge over river Kala Nalla at R.D.4/500Km On Kendrpara-Marshaghai road for the year 2011-12.	2,66.25	2011	2012	61	1,38.12	1,38.12	..	..
168	Construction of H.L Bridge over Thuballah at 32nd KM of Semiliguda-Handiput road (2 span of 13.10mtr. Centre to centre and 1 span of 35 mtr.)	4,93.33	2013-14	2014-15	77	1,77.59	4,26.25	..	5,54.02
169	Improvement such as widening & strengthening of Koraput-Raniguda-Boriguma road (SH-48) from 2/570 to 5/886 KM under KBK (RLTAP) for the year 2013-14.	2,99.96	2013-14	2014-15	100	23.71	2,61.49	..	2,61.49

**APPENDIX - IX**

**COMMITMENTS OF THE GOVERNMENT - LIST OF INCOMPLETE CAPITAL WORKS**

<b>Sl. No.</b>	<b>Name of the projects/ works</b>	<b>Estimated cost of work/ date of sanction</b>	<b>Year of commencement</b>	<b>Target year of completion</b>	<b>Physical progress of work (in per cent)</b>	<b>Expenditure during the year</b>	<b>Progressive expenditure to the end of the year</b>	<b>Pending payments</b>	<b>Revised cost, if any/ date of revision</b>
									<b>(₹ in lakh)</b>
170	Widening & strengthening to Lamtaput-Machhkund road from 8/0 to 10/5 KM under KBK (RLTAP) during 2014-15	2,97.15	2014-15	2014-15	100	9.01	2,47.66	..	2,47.66
171	Widening & strengthening to Semiliguda-Handiput road from 11/8 to 14/3 KM under KBK (RLTAP) during 2014-15	3,00.00	2014-15	2014-15	100	23.39	2,50.11	..	2,50.11
172	Improvement to Panchada-Dasmanthpur-Giriliguma road from 7/5 to 10/000 KM under KBK (RLTAP) during 2014-15	1,49.89	2014-15	2014-15	100	4.61	1,33.571	..	1,33.57
173	Improvement to Boipariguda-Kundra road from 9/570 to 14/0 KM under KBK (RLTAP) during 2014-15	3,00.00	2014-15	2014-15	100	95.69	2,57.19	..	2,57.19
174	Construction of HL Bridge over Podalput nallah at 23/950 KM of Semiliguda-Handiput road (3 x 8.76mtr. Span)	1,66.63	2015-16	2015-16	80	1,33.05	1,33.05	..	..
175	Construction of HL Bridge over Local (Septa-1) nallah at 8/5 KM of Sansourapali-Phulkona road (4 x 8.76 mtr. Span)	1,79.70	2015-16	2015-16	52	94.19	99.25	..	..
176	Construction of HL Bridge over Local (Septa-2) nallah at 8/8 KM of Sansourapali-Phulkona road (3 x 8.76 mtr. Span)	1,37.96	2015-16	2015-16	68	90.32	1,00.82	..	..



**APPENDIX - IX**

**COMMITMENTS OF THE GOVERNMENT - LIST OF INCOMPLETE CAPITAL WORKS**

<b>Sl. No.</b>	<b>Name of the projects/ works</b>	<b>Estimated cost of work/ date of sanction</b>	<b>Year of commencement</b>	<b>Target year of completion</b>	<b>Physical progress of work (in per cent)</b>	<b>Expenditure during the year</b>	<b>Progressive expenditure to the end of the year</b>	<b>Pending payments</b>	<b>Revised cost, if any/ date of revision</b>
									<b>(₹ in lakh)</b>
177	Construction of proposed HL Bridge over Local (Dumadangar) nallah at 19/1 KM of Sansourapali-Phulkona road (1 x 35.64 mtr. Span)	1,84.16	2015-16	2016-17	45	78.84	78.84	..	..
178	Construction of H.L Bridge over Pedisil nallah at 15/9 KM of Panchada-Dasmanthpur-Giriliguma road (3 span of 35.00 C/C)	3,00.00	2013-14	2014-15	100	17.85	3,19.88	..	..
179	Construction of Bridge over Kunduli nallah at 14th KM of Kunduli-Kutia road (4 span of 10.76 mtr C/C)	2,90.20	2014-15	2016-17	80	2,08.64	2,35.56	..	..
180	Improvement to Vizag-Jeypore road from 153/5 to 157/0 & 159/0 to 163/0 KM	8,00.00	2013-14	2014-15	100	10.63	6,91.19	..	..
181	Widening & strengthening of Boipariguda-Kundra road (ODR) from 3/250 to 9/571KM under State Plan (Normal) for the year 2013-14	2,98.04	2013-14	2014-15	100	10.04	2,63.83	..	..
182	Widening & strengthening of Boipariguda-Ramagiri-Gupteswar road from 23/8 to 26/820, 31/825 to 32/365 & 32/585 to 33/600 KM under State Plan (Normal) for the year 2013-14	2,93.59	2013-14	2014-15	100	40.64	3,45.69	..	..
183	Construction of approach road to Central University.	2,99.86	2013-14	2014-15	100	83.06	2,62.78	..	..
184	Improvement to Kunduli-Kutia road from 0/000 to 7/0 & 13/9 to 17/0 KM under State Plan during 2014-15	12,54.06	2015-16	2016-17	50	5,72.59	5,72.59	..	..

**APPENDIX - IX**

**COMMITMENTS OF THE GOVERNMENT - LIST OF INCOMPLETE CAPITAL WORKS**

<b>Sl. No.</b>	<b>Name of the projects/ works</b>	<b>Estimated cost of work/ date of sanction</b>	<b>Year of commencement</b>	<b>Target year of completion</b>	<b>Physical progress of work (in per cent)</b>	<b>Expenditure during the year</b>	<b>Progressive expenditure to the end of the year</b>	<b>Pending payments</b>	<b>Revised cost, if any/ date of revision</b>
									<b>(₹ in lakh)</b>
185	Improvement to Parvatipur-Laxmipur road from 12/600 to 42/830, 44/280 to 53/900, 54/900 to 59/200 & 65/180 to 68/380 KM under State Plan for the year 2013-14 under OSHDP Scheme.	85,87.91	2013-14	2015-16	45	37,50.54	42,83.04	..	96,50.00
186	Widening & Strengthening of Koraput-Raniguda-Borigumma road (SH-48) to 2-lane without paved shoulder from 0/000Km to 2/570Km & from 5/880Km to 16/056 Km.	28,87.11	2013-14	2015-16	73	13,87.96	17,71.43	..	..
187	Widening & strengthening of Vizag-Jeypore road from 125/8 to 138/750 during 2014-15	15,64.20	2015-16	2017-18	..	..	..	..	..
188	Widening & strengthening of Vizag-Jeypore road from 157/0 to 159/0 during 2014-15	2,62.05	2014-15	2015-16	100	74.00	2,18.39	..	..
189	Improvement to Panchada-Dasmanthpur-Giriligumma road from 14/2 to 19/0 KM under ACA (Balance work)	3,00.00	2013-14	2013-14	100	-	3,02.47	..	..
190	Improvement such as widening & strengthening to Boipariguda-Ramagiri-Gupteswar road from 27/2 to 31/650 KM	2,00.00	2013-14	2014-15	100	31.61	1,74.4	..	..
191	Improvement to Vizag-Jeypore road from 149/5 to 153/5 KM	4,50.00	2013-14	2014-15	100	..	4,31.64	..	..
192	Construction of Kunduli-Kutia road (ODR) from 7/0 to 13/9 KM in the District of Koraput under ACA for the year 2013-14	3,00.00	2014-15	2015-16	100	..	2,62.99	..	..

**APPENDIX - IX**

**COMMITMENTS OF THE GOVERNMENT - LIST OF INCOMPLETE CAPITAL WORKS**

<b>Sl. No.</b>	<b>Name of the projects/ works</b>	<b>Estimated cost of work/ date of sanction</b>	<b>Year of commencement</b>	<b>Target year of completion</b>	<b>Physical progress of work (in per cent)</b>	<b>Expenditure during the year</b>	<b>Progressive expenditure to the end of the year</b>	<b>Pending payments</b>	<b>Revised cost, if any/ date of revision</b>
									<b>(₹ in lakh)</b>
193	Improvement to Sagar-Jalaput road from 0/000 to 1/0 & 1/8 to 4/5 KM	3,00.00	2014-15	2015-16	100	..	2,40.35	..	..
194	Improvement to Vizag-Jeypore road from 138/750 to 149/5 KM	17,49.72	2013-14	2014-15	100	48.48	16,11.82	..	..
195	Improvement to Koraput-Laxmipur-Rayagada road from 30/000 to 40/000 KM as a part of Vijayawada-Ranchi corridor out of CRF (Balance work)	20,00.80	2014-15	2015-16	100	4,61.9	18,84.94	..	..
196	Improvement to Vizag-Jeypore road from 163/0 to 173/0 KM during 2013-14	18,89.90	2014-15	2015-16	95	3,60.18	16,26.98	..	..
197	Improvement to Vizag-Jeypore road from 173/0 to 198/0 KM on EPC mode.	55,01.23	2015-16	2016-17	28	11,79.48	11,79.48	..	..
198	Improvement to Koraput-Laxmipur-Rayagada road from 40/000 to 58/0 Km. under Vijayawada-Ranchi Corridor out of SARCA Fund.	40,89.06	2009-10	2011-12	99	79.36	36,00.00	..	..
199	Improvement to Lamtaput-Machhkund road from 0/000 to 8/0 KM.	10,00.00	2014-15	2015-16	94	5,15.53	9,43.12	..	..
200	Improvement to C.M.A. Rajghat road, ODR from 6.960KM to 11.310 KM (Balance work) for 2015-16	2,97.10 / 19.10.2011	2015-16	2016-17	93	2,76.49	2,76.49	..	420.28/ 06.02.2016
201	Improvement to T.D.P.U.M.B. Rupsa road, MDR-70 from 45.500 KM to 50.770 KM for 2015-16	5,00.00 / 04.03.2015	2015-16	2016-17	63	3,16.42	3,16.42	..	..
202	Improvement to B.P.B.M. road, ODR from 1.00 KM to 5.800 KM for 2015-16	5,00.00 / 04.03.2015	2015-16	2016-17	61	3,03.39	3,03.39	..	..
203	Improvement to D.D.B.M. road, ODR from 38.100 KM to 43.00 KM for 2015-16	5,00.00 / 12.06.2015	2015-16	2016-17	56	2,78.37	2,78.37	..	..

**APPENDIX - IX**

**COMMITMENTS OF THE GOVERNMENT - LIST OF INCOMPLETE CAPITAL WORKS**

<b>Sl. No.</b>	<b>Name of the projects/ works</b>	<b>Estimated cost of work/ date of sanction</b>	<b>Year of commencement</b>	<b>Target year of completion</b>	<b>Physical progress of work (in per cent)</b>	<b>Expenditure during the year</b>	<b>Progressive expenditure to the end of the year</b>	<b>Pending payments</b>	<b>Revised cost, if any/ date of revision</b>
204	Improvement to Betnoti Railway Station road, ODR from 1.200 KM to 2.800 KM for 2015-16	2,99.40 / 26.08.2015	2015-16	2016-17	37	1,11.60	1,11.60	..	..
205	Construction of H.L. Bridge over river Jarali at 2.100 KM and Sarali at 2.350 KM on Palbani-Asanjoda road, MDR-86(H) for 2014-15	2,75.34 / 27.09.2014	2014-15	2016-17	44	1,22.46	1,32.87	..	..
206	Construction of H.L. Bridge over river Rala at 51.040 KM on SNKUBM road, S.H.-19 for 2014-15	5,58.32 / 15.09.2014	2014-15	2016-17	36	1,98.93	1,98.93	..	..
207	Construction of H.L. Bridge over river Chipat at 4.760 KM on Palbani-Asanjoda road, MDR-86(H) for 2015-16	10,00.00 / 31.01.2015	2015-16	2017-18	12	1,21.13	1,21.13	..	..
208	Construction of H.L. Bridge over river Sananai at 15.950 KM on C.M.A. Rajghat road, ODR for 2015-16	8,17.41 / 31.01.2015	2015-16	2017-18	8	69.09	69.09	..	..
209	Construction of H.L. Bridge over river Champa at 49.370 KM on SNKUBM road, S.H.-19 for 2015-16	11,83.26 / 04.12.2014	2015-16	2016-17	15	1,75.83	1,75.83	..	..
210	Construction of H.L. Bridge over river Ranaposi on SNKUBM road, SH-19 under CRF for 2015-16	4,27.62	2015-17	2017-18	..	..	..	..	..
211	Widening & Strengthening to BCA Railway Station road, S.H.-61 from 0.00 KM to 12.00 KM for 2014-15	18,32.88/ 16.08.2014	2014-15	2016-17	66	10,05.46	12,13.33	..	..
212	Widening & Strengthening to BCA Railway Station road, S.H.-61 from 33.00 KM to 43.680 KM for 2014-15	17,88.50/ 16.08.2014	2014-15	2016-17	47	8,49.30	11,44.07	..	..

**APPENDIX - IX**

**COMMITMENTS OF THE GOVERNMENT - LIST OF INCOMPLETE CAPITAL WORKS**

Sl. No.	Name of the projects/ works	Estimated cost of work/ date of sanction	Year of commencement	Target year of completion	Physical progress of work (in per cent)	Expenditure during the year	Progressive expenditure to the end of the year	Pending payments	Revised cost, if any/ date of revision
									(₹ in lakh)
213	Widening & Strengthening to S.N.K.U.B.M. road, S.H.-19 from 42.800 KM to 44.00 KM & 45.100 KM to 55.00 KM for 2014-15	16,44.43/ 26.08.2014	2014-15	2016-17	90	11,93.79	14,77.00	..	..
214	Widening & Strengthening to S.N.K.U.B.M. road, S.H.-19 from 79.00 KM to 85.800 KM for 2015-16	15,90.53/ 26.08.2014	2015-16	2016-17	22	3,57.20	3,57.20	..	..
215	Widening & Strengthening to BCA Railway Station road, S.H.-61 from 12.00 KM to 33.00 KM for 2015-16	39,66.83/ 18.08.2014	2015-16	2017-18	0.76	30.25	30.25	..	..
216	Improvement to Chipat Junction to Baripada-Baghra road, ODR from 14.00 KM to 39.00 KM for 2015-16	52,42.98/ 30.03.2015	2015-16	2017-18	..	..	..	..	..
217	Improvement to Nabarangapur -Dohana-Digasalipa Project road from 22/850Km to 23/550 Km & 24/390 Km to 27/0Km	4,00.00/ 13.01.16	2015-16	2016-17	31	1,01.70	1,01.70	2,27.12	..
218	Improvement to Papadahandi-Umerkote-Yerla road (SH-39) from 7/100Km to 18/0Km, 50/700Km to 54/550Km & 63/220 to 67/070Km	30,23.76/ 18.07.13	20.07.14 2014-15	19.07.16 2016-17	69	18,12.98	20,39.13	9,17.19	..
219	Improvement to Umerkote-Raighar-Kundei-LiKma road (MDR) from 42/940Km to 54/810Km	16,49.77/ 24.06.13	04.03.14	03.06.15	100	429.69	17,44.99	59.40	..
220	Widening and Strengthening of Papadahandi-Umerkote-Yerla road (SH-39) from 0/000Km to 7/100Km under SHDP	10,20.55/ 11.12.14	2014	2015	100	6,85.38	9,07.36	..	..

**APPENDIX - IX**

**COMMITMENTS OF THE GOVERNMENT - LIST OF INCOMPLETE CAPITAL WORKS**

<b>Sl. No.</b>	<b>Name of the projects/ works</b>	<b>Estimated cost of work/ date of sanction</b>	<b>Year of commencement</b>	<b>Target year of completion</b>	<b>Physical progress of work (in per cent)</b>	<b>Expenditure during the year</b>	<b>Progressive expenditure to the end of the year</b>	<b>Pending payments</b>	<b>Revised cost, if any/ date of revision</b>
									<b>(₹ in lakh)</b>
221	Widening and Strengthening of Papadahandi-Umerkote-Yerla road from 40/860Km to 50/700Km	15,81.95/ 10.11.14	03.02.15	02.05.16	78	10,67.20	10,67.20	3,07.92	..
222	Widening and Strengthening of Umerkote-Raighar-Kundei-LiKma road from 3/0Km to 13/0Km	10,57.82/ 10.11.14	2015	2016	75	7,10.38	7,10.38	2,34.85	..
223	Widening and Strengthening of Umerkote-Raighar-Kundei-LiKma road from 20/000Km to 27/900Km & 28/340Km to 33/0Km	12,54.46/ 12.09.14	2014	2016	90	8,10.15	10,08.75	1,15.46	..
224	Widening and Strengthening of Papadahandi-Umerkote-Yerla road from 18/0Km to 36/0Km	14,00.37 / 28.11.14	2015	2016	68	8,77.98	8,77.98	416.24	..
225	Widening and Strengthening of Papadahandi-Umerkote-Yerla road from 56/230Km to 62/652Km	11,70.54/ 27.01.15	2015	2016	44	4,34.98	4,34.98	5,54.26	..
226	Widening & Strengthening to Umerkote-Raighar-Kundei-LiKma road from 0/000Km to 3/0Km , 13/0Km to 20/000Km and 33/0Km to 42/940Km	22,84.09/ 23.04.15	2016	2018	2	42.55	42.55	1959.11	..
227	Improvement to Mahipur Bahadajholla road from 0/000Km to 7/250Km for 2014-15.	3,85.51	2015	2015	61	2,23.48	2,35.43	..	..
228	Widening & Strengthening of Nayagarh-Khandapada road from 16/0Km to 19/0Km	4,34.52	2015	2015	50	2,18.55	2,18.55	..	..

**APPENDIX - IX**

**COMMITMENTS OF THE GOVERNMENT - LIST OF INCOMPLETE CAPITAL WORKS**

<b>Sl. No.</b>	<b>Name of the projects/ works</b>	<b>Estimated cost of work/ date of sanction</b>	<b>Year of commencement</b>	<b>Target year of completion</b>	<b>Physical progress of work (in per cent)</b>	<b>Expenditure during the year</b>	<b>Progressive expenditure to the end of the year</b>	<b>Pending payments</b>	<b>Revised cost, if any/ date of revision</b>
									<b>(₹ in lakh)</b>
229	Improvement to Nayagarh-Patulisahi road from 0/000Km to 3/770Km in the District of Nayagarh .(Construction of RCC Drain).	1,46.83	2016	2016	20	29.00	29.00	..	..
230	Improvement to Khandapada town road from 0/000Km to 2/364Km .(Such as providing SDBC Construction Drain & Berm concrete).	2,05.39	2015	2016	19	39.61	39.61	..	..
231	Improvement to Khandapada Bye pass(MDR) road such as Widening & Strengthening from 0/000Km to 1/615Km & Construction of (3 cell Box culvert of 6.00mtrx4.00mtr at RD 0/700KM).	2,33.27	2015	2016	23	52.65	52.65	..	..
232	Construction of H.L Bridge over Nombarbali nallah at 22/500 Km of Phulbani-Gochapada road under State Plan 2013-14.(3 Spans)	2,53,53/ 26.04.2013	2013	2016	88	46.92	221.90	26.02	..
233	Construction of H.L Bridge over Ushagadu nallah at 12/890 Km of Phiringia-Gochapada road (ODR) under State Plan 2013-14. (Single Span)	1,80,23/ 25.04.2013	2013	2016	89	44.16	1,60.15	13.77	..
234	Construction of H.L Bridge over Musulipanga nallah at 16/030 Km of Phiringia-Gochapada road (ODR) (3 Spans)	2,26,87/ 25.04.2013	2013	2016	41	20.00	92.11	122.4	..

**APPENDIX - IX**

**COMMITMENTS OF THE GOVERNMENT - LIST OF INCOMPLETE CAPITAL WORKS**

<b>Sl. No.</b>	<b>Name of the projects/ works</b>	<b>Estimated cost of work/ date of sanction</b>	<b>Year of commencement</b>	<b>Target year of completion</b>	<b>Physical progress of work (in per cent)</b>	<b>Expenditure during the year</b>	<b>Progressive expenditure to the end of the year</b>	<b>Pending payments</b>	<b>Revised cost, if any/ date of revision</b>
235	Construction of HL Bridge over Barabeta nallah at 7/170 Km on Phiringia-Gochhapada road.	2,28.16/ 21.08.2014	2014	2016.00	83	1,73.84	1,88.84	52.51	..
236	Construction of H.L. bridge over Nedipadar nallah at 18/800 Km on Phiringia-Gochhapada road.	3,24.96/ 25.04.2015	2015	2016.00	27	87.59	87.59	226.06	..
237	Improvement to Phulbani Gochhapada (ODR) from 0/550 to 3/800 Km, 4/200 to 4/310 Km & 7/250 to 14/0 Km including construction of CD works	3,30.00/ 21.08.2014	2014	-	100	1,54.12	3,49.60	..	..
238	Widening & Strengthening of Banigochha-Madhapur-Khajuriapada-Phulbani-Sarangagada-Nuagaon-Baliguda-Tumudibandha-Rampur road (SH-1) from 163/000 to 174/00 Km, 188/0 to 197/0 Km, 200/000 to 219/0 Km, 226/580 to 233/700 Km, 234/700 to 237/700 Km & 240/100 to 243/500 Km under SHDP 2013-14.	1,03.80 / 19.07.13	2014	2016	99	6,10.45	94,55.82	87.18	..
239	Widening & Strengthening of BMKPS road (SH-1) from from 142/900 to 150/000 Km under State Plan for the year 2014-15.	19,98.46/ 26.11.2014	2014-15	2016-17	54	10,77.97	10,77.97	6,44.41	..
240	Widening & Strengthening of BMKPS road (SH-1) from 154/0 to 163/0 Km under State Plan for the year 2014-15.	19,54.03/ 26.11.2014	2015	2016	58	11,27.8	11,27.8	5,42.88	..



**APPENDIX - IX**

**COMMITMENTS OF THE GOVERNMENT - LIST OF INCOMPLETE CAPITAL WORKS**

Sl. No.	Name of the projects/ works	Estimated cost of work/ date of sanction	Year of commencement	Target year of completion	Physical progress of work (in per cent)	Expenditure during the year	Progressive expenditure to the end of the year	Pending payments	Revised cost, if any/ date of revision
									(₹ in lakh)
241	Widening & Strengthening of BMKPS road (SH-1) from 150/000 Km to 152/000 Km under State Plan for the year 2014-15.	3,94.50/ 02.02.2015	2015	2016	57	2,24.46	2,24.46	1,06.45	..
242	Widening & Strengthening of BMKPS road (SH-1) from 174/000 Km to 176/000 Km under State Plan for the year 2014-15.	3,95.33/ 02.02.2015	2015	2016	86	3,40.44	3,40.44	1.88	..
243	Construction of H.L Bridge over river Bhargavi at Talamala in Puri district.	4,45.70	2010	2013	98	64.50	4,37.49	2,38.22	..
244	Widening and strengthening of Fulnakhara Niali Charichhak Gop road from 36/000 to 52/935 Km under SHDP for 2014-15	18,67.75	2015	2017	13	2,49.15	2,49.15	14,67.31	..
245	Construction of Bridge over Chirbeda nallah at 34/50Km. On Kalunga-Bonai road.	2,13.19/ 19.3.12	2012	2015	84	18.06	1,78.72	27.89	..
246	Construction of HL Bridge over Chirbeda-II on Kalunga-Bonai road at 34/900 Km.	5,80.43	2013	2015	86	1,76.79	4,98.00	82.43	..
247	Construction of Peripheral road around NIT ,Rourkela (0/000 to 7/850 Km. Intermediate Lane) for the year 2013-14 in the District of Sundargarh	12,70.00	2014	2015	62	84.62	7,89.00	..	..
248	Improvement to Lalei SH-10A to Khandadhar water fall road (ODR) from 0/000 to 6/00 Km	5,51.67 05.09.2014	2014	2015	90	3,81.08	4,96.77	55.42	..

**APPENDIX - IX**

**COMMITMENTS OF THE GOVERNMENT - LIST OF INCOMPLETE CAPITAL WORKS**

<b>Sl. No.</b>	<b>Name of the projects/ works</b>	<b>Estimated cost of work/ date of sanction</b>	<b>Year of commencement</b>	<b>Target year of completion</b>	<b>Physical progress of work (in per cent)</b>	<b>Expenditure during the year</b>	<b>Progressive expenditure to the end of the year</b>	<b>Pending payments</b>	<b>Revised cost, if any/ date of revision</b>
249	Improvement to road from Rajamunda (NH-23) to Lahangapada via Lahunipada town i.e old NH 215 from 0/000 to 3/500 Km	3,29.15 12.06.2014	2014	2015	100	1,27.56	2,95.44	0.73	..
250	Improvement to Kalunga - Bonai road MDR - 26 from 71/00 to 75/00 Km	5,22.95 28.08.2014	2014	2015	100	3,50.75	5,62.37	87.49	6,48.12
251	Improvement to Kalunga – Bonai road MDR – 26 from 30/000 to 31/860 Km	2,77.99 11.09.2014	2015	2015	100	2,39.98	2,70.09	25.96	..
252	Improvement to Khutgaon SH-10A to Keonjhar Boarder via Phuljhar (ODR) from 0/000 to 12/500 Km	16,73.403 03.09.2014	2015	2016	62	10,29.93	10,29.93	5,49.02	..
253	Improvement to original NH 215 from Karo bridge to Dumdum bridge via Koira town from 5/035 to 8/838 Km	10,61.99 24.09.2015	2015	2016	100	9,07.32	10,39.62	23.66	..
254	Improvement & Widening of F/L road from Bonai- Rajamunda road from 1.600Km to 3.400Km	4,22.00	2015	2015	100	3,60.28	3,60.28	61.72	..
255	Improvement to Koira – Tensa – Barsuan – Kaleiposh road From 15.00 Km to 24/025.	22,02.027	2015	2016	45	9,81.94	9,81.94	13,71.20	..
256	Construction of ROB at L.C. No.211 in between Rourkela-Panposh Section at Ch.416/13-15 under State Plan.	40,64.67	2015	2017	2	89.52	89.52	30,73.21	..
257	Construction of ROB at L.C. No.212 in between Rourkela-Panposh Section at Ch.417/19-21 under State Plan.	43,42.27	2016	2017	..	..	..	31,56.72	..

**APPENDIX - IX**

**COMMITMENTS OF THE GOVERNMENT - LIST OF INCOMPLETE CAPITAL WORKS**

<b>Sl. No.</b>	<b>Name of the projects/ works</b>	<b>Estimated cost of work/ date of sanction</b>	<b>Year of commencement</b>	<b>Target year of completion</b>	<b>Physical progress of work (in per cent)</b>	<b>Expenditure during the year</b>	<b>Progressive expenditure to the end of the year</b>	<b>Pending payments</b>	<b>Revised cost, if any/ date of revision</b>
									<b>(₹ in lakh)</b>
258	Improvement of road from Basanti Colony Tempo Stand (FL Block) to Ring road via Malgodown from 0/800 to 3/825Km (such as upgradation of existing Single lane and Intermediate lane to Four Lane ) under State Plan	14,20.57	2016	2017	4	53.48	53.48	11,36.16	..
259	Improvement to original NH 215 from Karo bridge to Dumdum bridge via Koira town from 0/000 to 3/145 Km	9,99.97	2016	2017	9	91.25	91.25	7,64.11	..
260	Improvement to Lalei SH-10A to Khandadhar water fall road (ODR) from 6/000 to 15/000 Km	14,50.98 14.07.2014	2015	2016	100	9,67.98	12,84.84	62.97	..
261	Improvement to Koira – Tensa – Barsuan – Kaleiposh road From 24/000 to 27/350 Km under ACA	6,00.00 27.08.2014	2015	2015	100	3,42.69	6,16.39	24.785	..
262	Upgradation of S.H. -10A to Jangra road from 0/000Km to 6/690Km in the District of Sundargarh under one time ACA	6,00.00 31.12.2014	2015	2016	100	4,96.39	5,71.52	39.087	..
263	Improvement to Defunct NH-23 (MDR) from 286/700 Km to 296/945 Km in the district of Sundargarh under SHDP Scheme for 2013-14.	11,83.78 27.11.2013	2014	2015	100	2,65.89	10,80.32	..	..
264	Widening & Improvement toHathibari - Biramitrapur-Raiboga - Salangabahal Bihar Boarder road MDR-28 from 0/000 to 10/000 Km	18,08.72 16.01.2014	2015	2016	73	13,28.26	13,28.26	2,85.14	..

**APPENDIX - IX**

**COMMITMENTS OF THE GOVERNMENT - LIST OF INCOMPLETE CAPITAL WORKS**

<b>Sl. No.</b>	<b>Name of the projects/ works</b>	<b>Estimated cost of work/ date of sanction</b>	<b>Year of commencement</b>	<b>Target year of completion</b>	<b>Physical progress of work (in per cent)</b>	<b>Expenditure during the year</b>	<b>Progressive expenditure to the end of the year</b>	<b>Pending payments</b>	<b>Revised cost, if any/ date of revision</b>
265	Construction Of HL bridge over Bonaikelanallah at 45/800Km on Kalunga – Bonai road under CRF	5,85.38	2016	2017	..	..	..	520.75	..
266	Periodical Renewal to Barkote- Darjin road (S.H.-10A) from 43.00 Km to 48.55 Km under CRN for the year 2015-16	2,76.64/ 08.06.15	2015	2016	73	202.80	202.80	54.62	..
267	Improvement to road from Sahajbahal-Siali via Bhimtikira road (ODR) in the Dist of Subarnapur form Ch.0/000 to 17/000 Km under Nabard assistance	14,61.69/ 31.05.2014	2014	2016	71	10,43.95	10,43.95	39.09	..
268	Improvement to Tarbha-Kamsara road from 0/000 to 27/600 Km in the District of Subarnapur under NABARD Assistance for 2014-15	25,63.95 / 31.05.2014	2014	2016	61	15,68.89	15,68.89	2,87.60	..
269	Widening & Improvement to road from 6/0 to 9/0 Km of Kulad Talcher road 2.85 Km	8,00.00/ 09.09.14	2014	2016	66	3,86.98	5,26.98	..	..
270	Widening & Improvement of Nuahata Maidharpur road from 0/000 to 10/000 Km	20,00.00/ 29.11.14	2015	2016	84	13,87.68	16,77.68	..	..
271	Widening & strengthening of Angul Maidharpur road (2/180 to 12/0 Km) 9.82 Km	9,99.55/ 21.06.13	2013	2015	100	92.77	9,50.68	..	..
272	Construction of ROB at L.C. No.CT-81 at 492/23-25 between Budhapanka-Talcher Railway station 28 x 19.36 m	44,40.35 / 30.08.12	2013	2016	41	6,68.98	18,20.65	..	..

**APPENDIX - IX**

**COMMITMENTS OF THE GOVERNMENT - LIST OF INCOMPLETE CAPITAL WORKS**

<b>Sl. No.</b>	<b>Name of the projects/ works</b>	<b>Estimated cost of work/ date of sanction</b>	<b>Year of commencement</b>	<b>Target year of completion</b>	<b>Physical progress of work (in per cent)</b>	<b>Expenditure during the year</b>	<b>Progressive expenditure to the end of the year</b>	<b>Pending payments</b>	<b>Revised cost, if any/ date of revision</b>
273	Construction of H.L. Bridge over Takua nallah at 9th Km on Angul Sankhapur Karatapata road 3 x 25.36 m	4,60.02 / 19.06.13	2014	2016	31	1,25.24	1,42.24	..	..
274	Widening & Improvement to Kantiapasi Kunjam road from 0/000 to 8/500 Km 8.50 Km	10,61.36/ 04.11.14	2014	2015	100	7,33.00	9,43.00	..	..
275	Improvement to road from Balaramprasad chhak to Munda sahi chhak near FCI 3.74 Km	3,68.61/ 25.8.14	2014	2015	100	90.00	3,00.00	..	..
276	Improvement to Bamur Dhaurapli Madhapur road from 20/600 to 32/ 200 Km to 11.60 Km	16,74.74/ 15.11.14	2014	2016	100	13,80.00	16,15.00	..	..
277	Improvement of Dohali Bareni road from 0/000 to 17/250 Km 17.250 Km	24,70.31 / 13.11.14	2014	2016	89	20,13.05	22,00.05	..	..
278	Widening & Improvement of Angul Town road 3.699 Km	3,32.91/ 03.09.14	2014	2015	100	2,11.00	2,96.00	..	..
279	Improvement to Talcher Angul Borader road from 0/000 to 0/710 Km & 3/3 to 3/873 Km/ 1.283 Km	1,98.16 / 03.09.14	2014	2016	83	1,50.01	1,65.01	..	..
280	Widening & Improvement of Athamallik Town road 2.50 Km	2,35.85	2014	2016	73	1,21.80	1,71.80	..	..
281	Construction of bridge over Ghodapata nallah at 26/500 Km of Angul Tikarpada road (S.H.-23)	2,39.92/ 29.10.14	2014	2016	70	1,62.88	1,67.88	..	..
282	Construction of bridge over Tarava nallah at 28/000 Km of Angul Tikarpada road (S.H.-23)	2,71.78/ 23.12.14	2015	2016	64	1,69.30	1,74.30	..	..

**APPENDIX - IX**

**COMMITMENTS OF THE GOVERNMENT - LIST OF INCOMPLETE CAPITAL WORKS**

<b>Sl. No.</b>	<b>Name of the projects/ works</b>	<b>Estimated cost of work/ date of sanction</b>	<b>Year of commencement</b>	<b>Target year of completion</b>	<b>Physical progress of work (in per cent)</b>	<b>Expenditure during the year</b>	<b>Progressive expenditure to the end of the year</b>	<b>Pending payments</b>	<b>Revised cost, if any/ date of revision</b>
283	Construction of bridge over Godabhanga nallah at 41/000 Km of Angul Tikarpada road (S.H.-23)	2,66.60/ 01.11.14	2014	2016	35	89.30	94.30	..	..
284	Construction of bridge over Lingara nallah at 4th Km of Angul Maidharpur road (S.H.-64)	7,83.89/ 15.04.15	2015	2016	5	37.00	37.00	..	..
285	Construction of bridge over Bauli nallah at 10th Km of Angul Maidharpur road (S.H.-64)	11,56.20/ 05.06.15	2015	2017	7	79.50	79.50	..	..
286	Construction of bridge over Kurudol nallah at 4th Km of Angul Ekagharia FCI road	3,74.96/ 09.04.13	2015	2016	94	3,51.74	3,51.74	..	..
287	Construction of bridge on Dhaurapali nallah at 7th Km of Bamur Dhaurapali Madhapur road	3,32.90/ 20.12.14	2015	2016	48	1,60.72	1,60.72	..	..
288	Construction of HL bridge over Surya nallah at 40th Km of Talcher Gopalprasad Kaniha road	3,99.28	2015	2016	..	..	..	..	..
289	Construction of HL Bridge over Paranga nalla at 7th Km of Angul Chhendipada Sarapal Budhapal road 5 x 10.79 m	2,85.75/ 21.8.14	2014	2016	62	1,27.00	1,76.98	..	..
290	Widening & strengthening of Boinda Athamallik Kiakata road from 55/500 to 67/000 Km in the district of Angul 11.50 Km	16,03.50 / 05.02.14	2014	2015	100	2,96.62	14,49.62	..	..

(₹ in lakh)

**APPENDIX - IX**

**COMMITMENTS OF THE GOVERNMENT - LIST OF INCOMPLETE CAPITAL WORKS**

<b>Sl. No.</b>	<b>Name of the projects/ works</b>	<b>Estimated cost of work/ date of sanction</b>	<b>Year of commencement</b>	<b>Target year of completion</b>	<b>Physical progress of work (in per cent)</b>	<b>Expenditure during the year</b>	<b>Progressive expenditure to the end of the year</b>	<b>Pending payments</b>	<b>Revised cost, if any/ date of revision</b>
291	Widening & strengthening of Angul Maidharpur road (SH-64) from 0/000 to 1/300 Km and 12/0 to 17/530 Km 6.83 Km	7,84.45 / 02.01.14	2014	2015	100	61.00	6,91.00	..	..
292	Widening & strengthening of Boinda Athamallik Kiakata road from 39/500 to 52/000 Km in the district of Angul 8.00 Km	11,48.67/ 14.7.14	2014	2016	100	9,95.40	11,52.40	..	..
293	Widening & Improvement to Angul Tikarpada road (SH-23) from 8/300 to 18/300 Km under SHDP. 10.00 Km	20,00.00 / 10.11.14	2014	2016	47	8,86.25	9,36.25	..	..
294	Improvement to Angul Town road from Hanuman Bazar chhak to Dist. Judge quarter via Satsang Vihar 0.80 Km	1,20.03 / 10.09.14	2015	2016	38	30.00	46.00	..	..
295	Improvement to Angul Town road from Jagannath market complex chhak to Hatisalapada road via Fishery Pond 0.60 Km	1,24.91/ 10.09.14	2015	2016	63	79.31	79.31	..	..
296	Improvement to Angul Town road from LIC colony chhak to Weekly market chhak via Working Women's hostel 0.50 Km	60.55 / 29.10.14	2014	2015	100	..	60.55	..	..
297	Improvement To Talcher Town road from Bus stand on NH-53 to Bada Bazar junction to PWD road via hospital (0/000 to 2/85 Km) 2.85 Km	3,97.60 / 03.09.14	2014	2015	100	2,25.00	3,42.07	..	..

**APPENDIX - IX**

**COMMITMENTS OF THE GOVERNMENT - LIST OF INCOMPLETE CAPITAL WORKS**

Sl. No.	Name of the projects/ works	Estimated cost of work/ date of sanction	Year of commencement	Target year of completion	Physical progress of work (in per cent)	Expenditure during the year	Progressive expenditure to the end of the year	Pending payments	Revised cost, if any/ date of revision
298	Improvement to Talcher Town road from PWD road near Court junction to NH-53 near College junction (0/000 to 1/650 Km) 1.65 Km	2,87.26/ 13.09.14	2014	2016	86	2,38.00	2,48.00	..	..
299	Construction of 5 Nos bridge at 40/650 Km, 42/330 Km, 43/750 Km, 45/150 Km & 46/780 Km with raising of submerged portion from 39/500 to 54/000 Km on Boinda Athamallik Kiakata road (MDR) under RIDF-XVII	39,92.25/ 25.10.2011	2014	2016	94	17,87.22	47,01.24	..	49,81.78 dt.25.2.14
300	Improvement to Angul Sankhapur Karatapata road from 0/000 to 18/600 Km under RIDF-XVI	20,64.51 / 23.08.10	2010	2014	100	53.90	16,32.00	..	..
301	Improvement to Thakurgarh Nakchi road from 0/000 to 17/500 Km under RIDF-XVIII	23,86.49 / 19.01.13	2013	2015	100	96.75	24,52.97	..	..
302	Construction of H.L. bridge over Bhalukhai nallah at 4 <sup>th</sup> Km of Angul Sankhapur Karatapata road under RIDF-XIX	3,77.47/ 25.11.13	2014	2015	100	58.00	3,35.99	..	..
303	Improvement to Chhendipada Jarapada road from 4/0 to 25/000 Km in the dist. of Angul under NABARD Assistance	37,80.00 / 26.05.14	2014	2016	92	22,71.35	34,60.02	..	..
304	Improvement to Parsumal Kishorenagar road from 1/600 to 20/300 Km under NABARD Assistance RIDF-XIV	20,94.33 / 30.04.15	2009	2011	100	45.53	17,55.32	..	..



**APPENDIX - IX**

**COMMITMENTS OF THE GOVERNMENT - LIST OF INCOMPLETE CAPITAL WORKS**

<b>Sl. No.</b>	<b>Name of the projects/ works</b>	<b>Estimated cost of work/ date of sanction</b>	<b>Year of commencement</b>	<b>Target year of completion</b>	<b>Physical progress of work (in per cent)</b>	<b>Expenditure during the year</b>	<b>Progressive expenditure to the end of the year</b>	<b>Pending payments</b>	<b>Revised cost, if any/ date of revision</b>
305	Improvement to Thakurgarh Tapdhol road from 0/000 to 20/000 Km under NABARD Assistance	29,95.00/ 28.05.2014	2015	2017	37	10,94.45	10,94.45	..	..
306	Improvement to Anatapur-Soro-Kupri road from 0/000 to 6/000 Km to double laning under SHDP	9,00.74/ 15.12.2014	2014	2016	52	4,02.09	4,67.09	4,33.65	..
307	Improvement to Anatapur-Soro-Kupri road from 22.000 to 40.920 Km on EPC Mode	45,03.99/ 28.01.2014	2015	2017	6	1,67.37	2,67.37	42,36.62	..
308	Improvement to Jaleswar-Batagrama-Chandaneswar road such as widening & strengthening from 2.000 Km to 22.100 & 33.60 Km to 36.00 Km	65,43.76/ 12.02.2015	2016	2018	3	74.20	1,74.20	63,69.56	..
309	Construction of R.O.B at Tamulia in Balasore District of South Eastern Railway	43,38.49/ 24.11.2013	2014	2016	61	20,25.68	26,37.07	17,01.42	59,92.57
310	Construction of R.O.B. at 364/33-35 between Soro Markana in Balasore district.	65,46.59/ 28.09.2012	2013	2016	69	18,13.49	44,91.51	20,55.08	86,34.40
311	Improvement to Salt road (Balasore to Gud) from 18/000 to 23/400Km	6,48.89/ 22.06.2013	2013	2015	85	2,20.30	5,49.11	99.78	..
312	Improvement to Jaleswar-Batagrama-Chandaneswar road such as widening and strengthening from 29/300 Km to 33/600 Km for the year 2013-14	5,03.46/ 07.08.2013	2013	2015	76	1,23.65	3,84.15	1,19.31	..
313	Improvement to Luhapada Olmara road from 0.900 to 6.000 Km under State Plan	4,99.80/ 01.09.2014	2014	2015	100	3,61.22	4,78.47	21.33	..

**APPENDIX - IX**

**COMMITMENTS OF THE GOVERNMENT - LIST OF INCOMPLETE CAPITAL WORKS**

<b>Sl. No.</b>	<b>Name of the projects/ works</b>	<b>Estimated cost of work/ date of sanction</b>	<b>Year of commencement</b>	<b>Target year of completion</b>	<b>Physical progress of work (in per cent)</b>	<b>Expenditure during the year</b>	<b>Progressive expenditure to the end of the year</b>	<b>Pending payments</b>	<b>Revised cost, if any/ date of revision</b>
314	Improvement to Bhograihat Deuliahat road from 5.00 to 7.00 Km under State Plan	3,26.70/ 17.09.2014	2014	2016	82	2,41.00	2,66.22	60.48	..
315	Improvement to Balasore Mitrapur Baincha road from 14.14 Km to 16.26 Km	1,49.99/ 05.12.2014	2014	2015	100	1,39.68	1,39.68	..	..
316	Construction of H.L Bridge over Chetei nallah at 26th Km of Jaleswar-Batagram-Chandaneswar road (SH).	48,97.00/ 05.12.2014	2014	2016	68	33,31.12	33,31.12	15,65.88	..
317	Improvement to Balasore Bye Pass road such as widening and strengthening from 6/400 to 8/740Km under State Plan	3,99.96/ 30.09.2014	2014	2016	65	2,31.37	2,59.18	1,40.78	..
318	Improvement to Santaragadia Boulagadia road from 6.90 to 12.90 Km	6,00.00/ 18.09.2014	2014	2016	73	3,85.26	4,35.26	1,64.74	..
319	Improvement to Jaleswar Bye Pass road such as widening and strengthening from 12/200 to 13/170Km and renewal coat from 7/000 to 7/800Km & 8/200 to 11/600Km under State Plan	1,99.71/ 28.10.2015	2015	2016	17	33.27	33.27	1,66.44	..
320	Improvement to Remuna Temple road such as widening & strengthening from 0/000 to 2/000 Km	3,33.00/ 02.02.2016	2016	2016	4	14.60	14.60	3,18.40	..
321	Improvement to Indiragandhi Marg (ITI Chhack to Hemkapada)	4,24.82/ 09.10.2013	2013	2015	100	84.23	404.23	20.59	..

**APPENDIX - IX**

**COMMITMENTS OF THE GOVERNMENT - LIST OF INCOMPLETE CAPITAL WORKS**

<b>Sl. No.</b>	<b>Name of the projects/ works</b>	<b>Estimated cost of work/ date of sanction</b>	<b>Year of commencement</b>	<b>Target year of completion</b>	<b>Physical progress of work (in per cent)</b>	<b>Expenditure during the year</b>	<b>Progressive expenditure to the end of the year</b>	<b>Pending payments</b>	<b>Revised cost, if any/ date of revision</b>
322	Improvement to road from Mission Field Chhack to Central School Chhack Via Circuit House such as widening & strengthening from 0.00 Km to 2.15 Km	3,90.13/ 13.08.2014	2014	2016	59	231.50	2,31.50	1,58.63	..
323	Improvement to road from Railway Station to Charch Chhack Via Zilla School such as widening & strengthening from 0.00 Km to 1.50 Km	3,66.49/ 17.12.2014	2015	2016	54	1,99.66	1,99.66	1,66.83	..
324	Improvement to road from Balasore Bye Pass road (Nunijodi) to F.M College Chhack Via Chunavati such as widening & strengthening from 0.00 Km to 3.00 Km	8,15.00/ 15.09.2014	2015	2016	67	4,04.08	5,45.08	2,69.92	..
325	Improvement to the road from F.M Golei to Town P.S Chhack Via Fandi Chhack from 0.00 Km to 2.75 Km	6,49.86/ 15.12.2014	2014	2016	24	1,54.26	1,54.26	4,95.60	..
326	Improvement to DAV Chhak (Settlement Office) to Padhuanpada Chhak Via Police Line Chhak from 0/000 to 1/700Km under ULB	5,01.08/ 18.09.2014	2015	2016	19	92.76	92.76	4,08.32	..
327	Improvement to Jaleswar-Batagrama-Chandaneswar road from 20.50 Km to 24.00 Km such as construction of concrete pavement and Embankment protection under CRN for the year 2013-14	4,99.45/ 18.05.2013	2013	2015	100	43.52	4,43.73	55.72	..

**APPENDIX - IX**

**COMMITMENTS OF THE GOVERNMENT - LIST OF INCOMPLETE CAPITAL WORKS**

<b>Sl. No.</b>	<b>Name of the projects/ works</b>	<b>Estimated cost of work/ date of sanction</b>	<b>Year of commencement</b>	<b>Target year of completion</b>	<b>Physical progress of work (in per cent)</b>	<b>Expenditure during the year</b>	<b>Progressive expenditure to the end of the year</b>	<b>Pending payments</b>	<b>Revised cost, if any/ date of revision</b>
328	Improvement to Sergarh Jharanaghati road from 19.00 to 23.00 Km under CRN Plan	5,79.31/ 01.09.2014	2014	2016	77	3,46.80	4,48.31	131	..
329	Improvement to Sergarh Jharanaghati road from 14.40 to 17.80 Km under CRN Plan	3,49.46/ 15.12.2014	2014	2016	86	2,50.00	2,99.53	49.93	..
330	Improvement of Salt road (Balasore to Gud)(MDR) from 0/500Km. to 10/500Km.	18,04.09/ 03.03.2014	2014	2016	100	7,27.41	16,10.14	1,93.95	..
331	Improvement to Anatapur-Soro-Kupri road from 12/00 to 22/00 Km	19,36.82/ 10.10.2014	2014	2016	90	6,49.78	16,39.78	1,97.04	..
332	Construction of H.L Bridge over Budhabalanga on Balasore Bye Pass road (MDR) at 11/500 Km under CRF	28,04.08/ 11.12.2015	2015	2017	9	2,52.91	2,52.91	25,51.17	..
333	Improvement to Manamunda-Kantamal-Ghantapada-Sindhiguda road(SH-41) from 0/000 Km to 0/900Km and 26/0Km to 30/000Km under SHDP	18,12.48	2015-16	2016-17	15	2,69.81	2,69.81	..	..
334	Improvement to Manamunda-Kantamal-Ghantapada-Sindhiguda road(SH-41) from 33/0 Km to 36/500under SHDP	16,99.13	2015-16	2016-17	34	5,84.99	5,84.99	..	..
335	Widening & strengthening of Phulbani-Tikarpada road (SH-23)from 34/650 to 47/300Km under SHDP for 2014-15	18,29.04	2014-15	2016-17	31	5,64.99	5,64.99	..	..
336	Widening & strengthening of Phulbani-Tikarpada road (SH-23)from 47/300 to 49/000Km under SHDP for 2014-15	3,31.41	2015-16	2015-16	82	2,72.64	2,72.64	..	..

**APPENDIX - IX**

**COMMITMENTS OF THE GOVERNMENT - LIST OF INCOMPLETE CAPITAL WORKS**

Sl. No.	Name of the projects/ works	Estimated cost of work/ date of sanction	Year of commencement	Target year of completion	Physical progress of work (in per cent)	Expenditure during the year	Progressive expenditure to the end of the year	Pending payments	Revised cost, if any/ date of revision
337	Extension of S.M. Bridge over Guangudi nallah at 32/200Km of Manamunda-Kantamal-Hantapada-Sindhiguda road(SH-41)	3,07.40	2015-16	2015-2016	75	2,30.50	230.50	..	..
338	Upgradation of Ghatagaon-Harichandanpur road 0/000KM to 15/000 KM under ACA -15-16 .	19,26.46/ 02.07.2014	2015	2017	72	5,50.38	13,76.08	340.98	..
339	Widening of Harichandanpur Bazar portion 0/000 KM to 3/844 KM under State Plan	5,32.15/ 13.11.2015	2016	2017	3	13.86	13,85.64	4,20.60	..
340	Improvement To J.C.main road 0/000KM to 1/500 KM under State Plan	7,21.88/ 31.10.2015	2015	2017	..	..	..	..	..

**RURAL WORKS WING**

1	Bridge over Dalposh nallah on Jhirpani-Dalposh road	4,97.52	2013-14	2015-16	35	1,42.36	1,86.77	..	..
2	Bridge over Gobari on Baradhia-Jaleswarpur road (80M)	4,25.47	2013-14	2014-15	50	..	2,13.79	..	..
3	Bridge over Hansada nallah on Shyamasundarpur-Upperdumda-Taladumuka	4,12.00	2013-14	2015-16	62	1,68.41	2,98.53	..	..
4	Bridge over Harihar Jore on Mendhamal Barajhola road	4,76.42	2013-14	2014-15	67	1,94.77	3,19.70	..	..
5	Bridge over Kadua nallah on Palabasta-Telikuda road	5,86.52	2012-13	2014-15	59	70.97	3,45.80	..	..
6	Bridge over Kani nallah on Baulanga-Patri-Kamalpur road	3,14.43	2013-14	2015-16	47	74.56	1,46.23	..	..
7	Bridge over Kharastrota on Maheswarpur-Jahalgata road (550m)	15,26.78	2012-13	2015-16	82	1,19.50	12,52.18	..	..

**APPENDIX - IX**

**COMMITMENTS OF THE GOVERNMENT - LIST OF INCOMPLETE CAPITAL WORKS**

Sl. No.	Name of the projects/ works	Estimated cost of work/ date of sanction	Year of commencement	Target year of completion	Physical progress of work (in per cent)	Expenditure during the year	Progressive expenditure to the end of the year	Pending payments	Revised cost, if any/ date of revision
									( <b>₹ in lakh</b> )
8	Bridge over Kusumi nallah on Mardrajpur-Bodasa road	7,80.02	2013-14	2015-16	36	1,32.54	2,80.18	..	..
9	Bridge over Kutijhar nallah on Bukasingh to Kutijhar road	3,14.10	2014-15	2015-16	58	1,17.04	1,81.67	..	..
10	Bridge over Perencho nallah at 9.75 Km on Tulapada-Panga road	4,75.98	2013-14	2015-16	50	85.17	2,39.63	..	..
11	Bridge over Podapata nallah on Anladhipa-Baliturei road	5,16.17	2013-14	2015-16	62	2,21.03	3,20.83	..	..
12	Bridge over river Gobari on Kupuni-Gandakhia road	4,81.43	2013-14	2015-16	33	78.21	1,57.25	..	..
13	Bridge over river Prachi on Somnathpur Tavagorada road	6,72.08	2013-14	2015-16	43	70.90	2,88.92	..	..
14	Bridge over river Sananai on Khaira-Jhumpapur road	6,55.67	2013-14	2015-16	44	89.03	2,90.08	..	..
15	Bridge over Safai nallah at 3 <sup>rd</sup> Km on Deuli-Bhaluguda road	5,77.09	2013-14	2015-16	49	1,98.02	2,81.16	..	..
16	Bridge over Tangjore nallah on Sindheikela-Themra road	4,42.68	2013-14	2015-16	59	79.70	2,62.80	..	..
17	H.L. bridge over river Tel at 2.50 Km on Tarava-Kantamal road	20,93.95	2012-13	2015-16	29	3,72.34	6,08.04	..	..
18	Bridge over river Bauli on Khalgaon Talgarh road.	2,07.89	2013-14	2014-15	53	1,10.36	1,10.36	..	..
19	Bridge over Ghagara nallah on R.D.road (Tarini Chhak) to Malayani via Kharadiha	1,80.89	2013-14	2014-15	60	1,08.62	1,08.62	..	..
20	Bridge over Chhapulia nallah on Kuruda Ainri road.	2,19.57	2013-14	2014-15	69	1,51.31	1,51.31	..	..

**APPENDIX - IX**

**COMMITMENTS OF THE GOVERNMENT - LIST OF INCOMPLETE CAPITAL WORKS**

<b>Sl. No.</b>	<b>Name of the projects/ works</b>	<b>Estimated cost of work/ date of sanction</b>	<b>Year of commencement</b>	<b>Target year of completion</b>	<b>Physical progress of work (in per cent)</b>	<b>Expenditure during the year</b>	<b>Progressive expenditure to the end of the year</b>	<b>Pending payments</b>	<b>Revised cost, if any/ date of revision</b>
									<b>(₹ in lakh)</b>
21	Bridge over Kumbherjarh nallah at 0.10 Km on RD road (Sitaguda)-Ranipanga road	1,40.94	2013-14	2014-15	63	88.86	88.86	..	..
22	Bridge over Kalapani nallha on Khunta-Bholagadia road.	1,34.68	2013-14	2014-15	38	50.74	50.74	..	..
23	Bridge over Panjia nallha on Sarkona - Dighi road.	1,46.59	2013-14	2014-15	35	8.14	50.83	..	..
24	Bridge over Baunsa nallha on N.H. 5 Kathapal to Khamari road.	2,16.84	2013-14	2015-16	58	1,03.30	1,26.68	..	..
25	Bridge over Jarali on Stationbazar to Baghar road.	2,07.19	2013-14	2015-16	6	7.46	11.80	..	..
26	Bridge over Chhelia nallah at 5th Km on B.C. road to Taladumuka road	1,19.51	2011-12	2012-13	60	36.23	72.03	..	..
27	Bridge over river Kansari at 1 <sup>st</sup> Km on N.H.-5 (Bankiapali)-Lambodarpur road.	3,46.87	2014-15	2015-16	31	70.85	1,05.85	..	..
28	Bridge over river Hada on PWD road to Asanapali.	2,09.06	2013-14	2014-15	57	52.32	1,18.47	..	..
29	Bridge over river Prachi on Ramchandrapur- Chitalpur road.	4,20.22	2014-15	2015-16	44	50.19	1,84.95	..	..
30	Bridge over Local nallah at 0/900 Km on Sainipada-Sundhipadar road	1,61.04	2013-14	2014-15	40	32.98	64.36	..	..
31	Bridge over River Sukanai on Triveniswar Mouda road.	2,03.42	2013-14	2015-16	47	40.33	95.88	..	..
32	Bridge over Sananadi on PWD road-Rangameru road.	3,87.05	2013-14	2014-15	51	66.50	197.51	..	..
33	Bridge over Bandhaghat nallah on Kirtipur - Hatipada - Golabandha road	4,97.20	2013-14	2014-15	39	90.68	191.85	..	..
34	Bridge over Kani nallah at 0.35 Km on Ahiyas Kamalpur road	2,32.21	2011-12	2012-13	83	43.51	193.69	..	..

**APPENDIX - IX**

**COMMITMENTS OF THE GOVERNMENT - LIST OF INCOMPLETE CAPITAL WORKS**

<b>Sl. No.</b>	<b>Name of the projects/ works</b>	<b>Estimated cost of work/ date of sanction</b>	<b>Year of commencement</b>	<b>Target year of completion</b>	<b>Physical progress of work (in per cent)</b>	<b>Expenditure during the year</b>	<b>Progressive expenditure to the end of the year</b>	<b>Pending payments</b>	<b>Revised cost, if any/ date of revision</b>
									<b>(₹ in lakh)</b>
35	Bridge over Kusi nallah on Panasa G.P-Jaipur Block via Beleswar road	2,92.72	2019-14	2014-15	67	35.34	196.50	..	..
36	Bridge over Kaliapola nallha on Kadam chhak road.	4,01.15	2013-14	2015-16	40	69.35	159.32	..	..
37	Bridge over Sanagenguti on NH-5 to Sukadeipur-Dihakaranda road.	6,18.59	2013-14	2014-15	25	34.09	155.29	..	..
38	Bridge over Hatia nallah on Ramphipidihi to Routbahal road	2,21.70	2013-14	2014-15	67	1,08.46	1,48.50	..	..
39	Bridge over Local nallah on Bisipur Approach road	2,30.89	2013-14	2015-16	23	18.17	54.15	..	..
40	Bridge over Chautia nallah on Tingiria Purunia road	1,41.74	2013-14	2014-15	34	14.12	48.31	..	..
41	Bridge over Budhi nallah on Rasamtala Panaspal road	3,69.48	2013-14	2015-16	56	13.68	206.49	..	..
42	Bridge over Local nallah on Tato Pichuli Jhatiali road	1,82.69	2013-14	2014-15	35	14.31	63.99	..	..
43	Bridge over Chandal Patanalli nallah on Cuttack Chandabali road	1,39.97	2013-14	2015-16	23	16.37	32.30	..	..
44	Bridge over river Aradei on Kalikaprasad-Urti road via Gambharia	5,44.17	2013-14	2015-16	29	87.65	1,57.13	..	..
45	Bridge over river Karrow on Lasarda-Dhanurjaypur road	3,72.72	2013-14	2015-16	15	20.83	54.13	..	..
46	Bridge over Padmapur nallah on Pedakonda-Sindrimala road	2,19.97	2013-14	2013-14	67	1,23.77	1,48.03	..	..
47	Bridge over Boilipari nallah on Goudaguda-Tamasa road	1,84.98	2013-14	2014-15	55	21.55	1,01.70	..	..
48	Bridge over Local nallah(Baliajori nallah) on Sanaolama-Chalipita road	1,71.14	2013-14	2014-15	61	61.72	1,04.91	..	..



**APPENDIX - IX**

**COMMITMENTS OF THE GOVERNMENT - LIST OF INCOMPLETE CAPITAL WORKS**

<b>Sl. No.</b>	<b>Name of the projects/ works</b>	<b>Estimated cost of work/ date of sanction</b>	<b>Year of commencement</b>	<b>Target year of completion</b>	<b>Physical progress of work (in per cent)</b>	<b>Expenditure during the year</b>	<b>Progressive expenditure to the end of the year</b>	<b>Pending payments</b>	<b>Revised cost, if any/ date of revision</b>
									<b>(₹ in lakh)</b>
49	Bridge over Local nallah(Budhajore nallah) on Chakapada-Archangi road.	1,06.55	2012-13	2013-14	..	47.56	1,13.79	..	..
50	Bridge over Badabanga nallah Raikia-Simanbadi road at 16 <sup>th</sup> Km.	1,09.96	2013-14	2014-15	58	36.05	63.47	..	..
51	Bridge over Local nallah on Mahiskudar-Rangamatia-Ghumal road	2,78.36	2013-14	2014-15	63	59.39	1,74.32	..	..
52	Bridge over local nallah on Kulusinghi-Engaraba road	2,16.51	2013-14	2014-15	18	18.33	38.33	..	..
53	Bridge over local nallah on K.Dhamini-Bethiapada road	1,89.29	2013-14	2014-15	28	19.22	53.78	..	..
54	Bridge over Karanja nallah on Kutraguda-Jagadapur-Ambadala road	1,97.19	2013-14	2014-15	94	60.14	1,85.19	..	..
55	Bridge over local nallah at 12 <sup>th</sup> Km on Ambadola-Dharnimuska road.	2,36.76	2013-14	2014-15	41	14.49	98.17	..	..
56	Bridge over local nallah on Gudari-Dhepaguda-Karlaghati road	1,41.30	2013-14	2014-15	53	35.08	75.53	..	..
57	Bridge over local nallah on Putasingi-Sagada road	2,13.50	2013-14	2014-15	29	61.62	61.62	..	..
58	Bridge over Bagdiha nallah on KBK Waterfall road	2,51.32	2014-15	2015-16	54	23.84	1,35.74	..	..
59	Bridge over Chandri nallah on Tainsar-Musapali road	2,10.36	2013-14	2014-15	41	22.00	86.51	..	..
60	Bridge over Local nallha on Charmal-Khasua road.	2,32.02	2013-14	2014-15	13	18.00	29.25	..	..
61	Bridge over river Bhaskel on Dhododra-Telkonadi road	4,36.64	2013-14	2014-15	16	6.45	68.81	..	..
62	Dharmasala/Madhuban Mother Child Hospital	6,39.18	2014	2015	60	3,83.00	383.00	2,56.18	..

**APPENDIX - IX**

**COMMITMENTS OF THE GOVERNMENT - LIST OF INCOMPLETE CAPITAL WORKS**

<b>Sl. No.</b>	<b>Name of the projects/ works</b>	<b>Estimated cost of work/ date of sanction</b>	<b>Year of commencement</b>	<b>Target year of completion</b>	<b>Physical progress of work (in per cent)</b>	<b>Expenditure during the year</b>	<b>Progressive expenditure to the end of the year</b>	<b>Pending payments</b>	<b>Revised cost, if any/ date of revision</b>
									<b>(₹ in lakh)</b>
63	Balikuda Mother Child Hospital	6,69.20	2014	2015	58	3,86.75	3,86.75	2,82.45	..
64	Tangi Mother Child Hospital	7,34.00	2015	2016	29	2,10.00	2,10.00	524	..
65	Rajsunakhela Mother Child Hospital	6,59.44	2015	2016	6	40.64	40.64	6,18.80	..
66	Thakurmunda Mother Child Hospital	6,96.24	2014	2015	29	2,00.17	2,00.17	4,96.07	..
67	New Polytechnic at Brahmagiri	28,58.91	2015	2016	59	16,80.00	16,80.00	11,78.91	..
68	ITI Bargarh	11,79.73	2014	2016	29	3,45.00	3,45.00	8,34.73	..
69	ITI Kotpad	15,63.00	2014	2016	13	1,98.00	1,98.00	13,65.00	..
70	ITI Raighar & Chandahandi	26,25.00	2014	2016	36	9,45.00	9,45.00	16,80.00	..
71	ITI Pottangi & Laxmipur	30,52.00	2015	2016	20	6,15.00	6,15.00	24,37.00	..
72	(Nuagaon) Kotagarh Model School	2,95.00	2015	2016	16	45.62	45.62	2,49.38	..
73	BHQ Dandapadar Model School	2,95.00	2013	2014	46	1,35.90	1,35.90	1,59.10	..
74	Krishnachandrapur Model School	2,95.00	2015	2016	7	20.56	20.56	2,74.44	..
75	Lingipur Model School	2,95.00	2015	2016	90	2,65.00	2,65.00	30	..
76	BHQ Nuagada Model School	2,95.00	2013	2014	8	23.62	23.62	2,71.38	..
77	BHQ Raikia Model School	2,95.00	2013	2013	30	88.78	88.78	2,06.22	..
78	Dindiragaon Model School	2,95.00	2012	2013	4	11.50	11.50	2,83.50	..
79	Dutimendi Model School	2,95.00	2012	2013	9	25.15	25.15	2,69.85	..
80	Anandpur Model School	2,95.00	2015	2016	9	27.08	27.08	2,67.92	..
81	Tumudibandha Model School	2,95.00	2013	2014	63	186.26	186.26	1,08.74	..
82	Daringibadi Model School	2,95.00	2013	2014	50	148.13	148.13	1,46.87	..
83	Koksara Model School	2,95.00	2013	2014	54	159.53	159.53	1,35.47	..
84	Beguniapada Model School	2,95.00	2013	2013	81	239.22	239.22	55.78	..
85	Patrapur Model School	2,95.00	2012	2013	81	237.96	237.96	57.04	..
86	Khallikote Model School	2,95.00	2013	2013	72	211.61	211.61	83.39	..
87	Kabisuryanagar Model School	2,95.00	2013	2014	75	222.03	222.03	72.97	..

**APPENDIX - IX**

**COMMITMENTS OF THE GOVERNMENT - LIST OF INCOMPLETE CAPITAL WORKS**

<b>Sl. No.</b>	<b>Name of the projects/ works</b>	<b>Estimated cost of work/ date of sanction</b>	<b>Year of commencement</b>	<b>Target year of completion</b>	<b>Physical progress of work (in per cent)</b>	<b>Expenditure during the year</b>	<b>Progressive expenditure to the end of the year</b>	<b>Pending payments</b>	<b>Revised cost, if any/ date of revision</b>
									<b>(₹ in lakh)</b>
88	Karlamunda Model School	2,95.00	2012	2013	23	68.38	68.38	2,26.62	..
89	Boden Model School	2,95.00	2012	2013	58	170.60	170.60	1,24.40	..
90	Podia Model School	2,95.00	2014	2014	43	125.53	125.53	1,69.47	..
91	Subarnapali Model School	3,69.00	2015	2016	6	22.56	22.56	3,46.44	..
92	Chitrakonda Model School	3,69.00	2015	2016	40	148.84	148.84	2,20.16	..
93	Gudari Model School	3,69.00	2015	2017	31	113.16	113.16	2,55.84	..
94	Bahupadar (Padmapur) Model School	3,69.00	2015	2016	29	107.19	107.19	2,61.81	..
95	K. Singhpur Model School	3,69.00	2015	2016	8	31.20	31.20	3,37.80	..
96	Chandrapur Model School	3,69.00	2015	2016	21	78.09	78.09	2,90.91	..
97	Kolnara Model School	3,69.00	2015	2017	20	72.57	72.57	2,96.43	..
98	Ramanguda Model School	3,69.00	2015	2016	23	85.68	85.68	2,83.32	..
99	(Telengapadar) Muniguda Model School	3,69.00	2015	2016	15	54.47	54.47	3,14.53	..
100	Lathikata Model School	3,69.00	2015	2016	6	21.30	21.30	3,47.70	..
101	Girls Hostel at Harichandanpur	2,17.00	2015	2017	1	2.15	2.15	2,14.85	..
102	Girls Hostel at Subarnapali	2,17.00	2015	2017	15	31.80	31.80	1,85.20	..
103	Girls Hostel at Kotagarh	2,17.00	2015	2016	15	31.54	31.54	1,85.46	..
104	Girls Hostel at Ainlachuan	2,17.00	2015	2016	16	35.36	35.36	1,81.64	..
105	Girls Hostel at (Krishnachandrapur) Guma	2,17.00	2015	2016	33	72.29	72.29	1,44.71	..
106	Girls Hostel at Allada	2,17.00	2015	2016	27	58.38	58.38	1,58.62	..
107	Girls Hostel at Sidheswar	2,17.00	2015	2016	31	67.05	67.05	1,49.95	..
108	Girls Hostel at Sasanambagan (Nnigaon)	2,17.00	2015	2016	5	9.94	9.94	2,07.06	..
109	Girls Hostel at Kusumi	2,17.00	2015	2016	38	81.77	81.77	1,35.23	..
110	Girls Hostel at BHQ K.S. Nagar Badagula	2,17.00	2015	2016	23	49.66	49.66	1,67.34	..

**APPENDIX - IX**

**COMMITMENTS OF THE GOVERNMENT - LIST OF INCOMPLETE CAPITAL WORKS**

<b>Sl. No.</b>	<b>Name of the projects/ works</b>	<b>Estimated cost of work/ date of sanction</b>	<b>Year of commencement</b>	<b>Target year of completion</b>	<b>Physical progress of work (in per cent)</b>	<b>Expenditure during the year</b>	<b>Progressive expenditure to the end of the year</b>	<b>Pending payments</b>	<b>Revised cost, if any/ date of revision</b>
									<b>(₹ in lakh)</b>
111	Girls Hostel at Badapur	2,17.00	2015	2016	42	91.84	91.84	1,25.16	..
112	Girls Hostel at Karapalli	2,17.00	2015	2016	60	130.53	130.53	86.47	..
113	Girls Hostel at Chanameri	2,17.00	2015	2016	23	50.38	50.38	1,66.62	..
114	Girls Hostel at Pakido Hill	2,17.00	2015	2016	5	11.31	11.31	2,05.69	..
115	Girls Hostel at Pitatali	2,17.00	2015	2016	36	78.56	78.56	1,38.44	..
116	Girls Hostel at Rajapur	2,17.00	2015	2016	13	29.26	29.26	1,87.74	..
117	Girls Hostel at Junalibahal	2,17.00	2015	2016	14	29.73	29.73	1,87.27	..
118	Girls Hostel at Gandipalli	2,17.00	2015	2016	14	31.08	31.08	1,85.92	..
119	Girls Hostel at Mudulipada (Khairput)	2,17.00	2015	2016	10	21.66	21.66	1,95.34	..
120	Girls Hostel at Gundriguda	2,17.00	2015	2016	8	17.76	17.76	1,99.24	..
121	Girls Hostel at Chittrakonda	2,17.00	2015	2016	21	45.69	45.69	1,71.31	..

**APPENDIX - X**

**MAINTENANCE EXPENDITURE WITH SEGREGATION OF SALARY AND NON-SALARY PORTION**

Grant No.	Name of the Grant	Head of Expenditure						Plan/ Non-Plan	Description/ Nomenclature of maintenance account head	Component of Expenditure		
		Major Head	Sub Major Head	Minor Head	Sub Head	Detailed Head	Object Head			Salary	Non-Salary	Total
1	2	3	4	5	6	7	8	9	10	11	12	13
												(₹ in lakh)
07	Expenditure relating to the Works Department	2059	80	053	Maintenance of Non-Residential Buildings under Chief Engineer, Roads & Buildings			NP	Maintenance and Repair (M/R)	22,21.06	2,66,03.46	2,88,24.52
07	Expenditure relating to the Works Department	2059	80	053	Maintenance of Non-Residential Buildings under Chief Engineer, National Highways & Projects			NP	M/R	..	1,15.87	1,15.87
07	Expenditure relating to the Works Department	2059	80	053	Maintenance of Non-Residential Buildings			NP	M/R	..	72,53.42	72,53.42
07	Expenditure relating to the Works Department	2216	05	053	Maintenance and Repair of Government Residential Buildings			NP	M/R	15,19.91	1,30,09.14	1,45,29.05
07	Expenditure relating to the Works Department	2216	05	053	Maintenance and Repair of the Official Residence of Governor			NP	M/R	0.38	2,62.09	2,62.47

**APPENDIX - X**

**MAINTENANCE EXPENDITURE WITH SEGREGATION OF SALARY AND NON-SALARY PORTION**

Grant No.	Name of the Grant	Head of Expenditure						Plan/ Non-Plan	Description/ Nomenclature of maintenance account head	Component of Expenditure		
		Major Head	Sub Major Head	Minor Head	Sub Head	Detailed Head	Object Head			Salary	Non-Salary	Total
		3	4	5	6	7	8			11	12	13
07	Expenditure relating to the Works Department	2216	05	053	Maintenance and Repair of Residential Buildings occupied by the Secretariat staff of the Governor under Chief Engineer (R and B)			NP	M/R	..	94.02	94.02
07	Expenditure relating to the Works Department	3054	01	104	Maintenance and Repair of Roads under Chief Engineer (National Highways & Projects)			NP	M/R	..	7,24.82	7,24.82
07	Expenditure relating to the Works Department	3054	03	337	Maintenance and Repair of Roads under Chief Engineer (National Highways & Projects)			NP	M/R	10,64.15	2,87.00	13,51.15
07	Expenditure relating to the Works Department	3054	03	337	Maintenance and Repair of Roads under Chief Engineer(Roads & Buildings)			NP	M/R	16,81.52	1,07,04.04	1,23,85.56
07	Expenditure relating to the Works Department	3054	03	337	Maintenance of I.B. under National Highways			NP	M/R	..	74.80	74.80

(₹ in lakh)

**APPENDIX - X**

**MAINTENANCE EXPENDITURE WITH SEGREGATION OF SALARY AND NON-SALARY PORTION**

Grant No.	Name of the Grant	Head of Expenditure						Plan/ Non-Plan	Description/ Nomenclature of maintenance account head	Component of Expenditure		
		Major Head	Sub Major Head	Minor Head	Sub Head	Detailed Head	Object Head			Salary	Non-Salary	Total
		3	4	5	6	7	8			11	12	13
												<b>(₹ in lakh)</b>
07	Expenditure relating to the Works Department	3054	04	337	Maintenance and Repair of Major District Roads and other roads under Chief Engineering (Roads & Buildings)			NP	M/R	30,96.33	4,37,09.76	4,68,06.09
07	Expenditure relating to the Works Department	3054	04	337	Maintenance of Roads and Bridges			NP	M/R	..	2,21,23.66	2,21,23.66
13	Expenditure relating to the Housing and Urban Development Department	2215	01	101	Maintenance and Repair			NP	M/R	61,86.96	2,02,75.40	2,64,62.36
13	Expenditure relating to the Housing and Urban Development Department	2215	02	107	Maintenance and Repair			NP	M/R	..	15,64.07	15,64.07
13	Expenditure relating to the Housing and Urban Development Department	2216	05	053	Maintenance and Repair of the Official Residence of Governor			NP	M/R	..	91.24	91.24

**APPENDIX - X**

**MAINTENANCE EXPENDITURE WITH SEGREGATION OF SALARY AND NON-SALARY PORTION**

Grant No.	Name of the Grant	Head of Expenditure						Plan/ Non-Plan	Description/ Nomenclature of maintenance account head	Component of Expenditure		
		Major Head	Sub Major Head	Minor Head	Sub Head	Detailed Head	Object Head			Salary	Non-Salary	Total
		3	4	5	6	7	8			11	12	13
												(₹ in lakh)
13	Expenditure relating to the Housing and Urban Development Department	2216	05	053	Maintenance and Repair of Water Supply and Sanitary Installations			NP	M/R	12,34.76	42,07.83	54,42.59
13	Expenditure relating to the Housing and Urban Development Department	2216	05	053	Maintenance and Repair of Buildings occupied by the Secretariat Staff of Governor			NP	M/R	..	36.50	36.50
20	Expenditure relating to the Water Resources Department	2059	80	053	Maintenance of Non-Residential Buildings			NP	M/R	..	7,52.50	7,52.50
20	Expenditure relating to the Water Resources Department	2700	01	101	Maintenance and Repair			NP	M/R	2,59.07	4,13.72	6,72.79
20	Expenditure relating to the Water Resources Department	2700	02	101	Maintenance and Repair			NP	M/R	7,15.68	17,87.52	25,03.20
20	Expenditure relating to the Water Resources Department	2700	03	101	Maintenance and Repair			NP	M/R	4,57.00	16,58.67	21,15.67



**APPENDIX - X**

**MAINTENANCE EXPENDITURE WITH SEGREGATION OF SALARY AND NON-SALARY PORTION**

Grant No.	Name of the Grant	Head of Expenditure						Plan/ Non-Plan	Description/ Nomenclature of maintenance account head	Component of Expenditure		
		Major Head	Sub Major Head	Minor Head	Sub Head	Detailed Head	Object Head			Salary	Non-Salary	Total
1	2	3	4	5	6	7	8	9	10	11	12	13
20	Expenditure relating to the Water Resources Department	2700	04	101	Maintenance of Canals, Branches and Distributaries under Irrigation Schemes			NP	M/R	6,15.17	13,37.98	19,53.15
20	Expenditure relating to the Water Resources Department	2700	05	101	Maintenance and Repair			NP	M/R	6,11.30	5,59.34	11,70.64
20	Expenditure relating to the Water Resources Department	2700	06	101	Maintenance and Repair			NP	M/R	2,09.95	4,81.39	6,91.34
20	Expenditure relating to the Water Resources Department	2700	07	101	Maintenance and Repair			NP	M/R	2,05.53	10,31.53	12,37.06
20	Expenditure relating to the Water Resources Department	2700	08	101	Maintenance and Repair			NP	M/R	3,41.51	(-)3,81.52	..
20	Expenditure relating to the Water Resources Department	2700	08	101	Maintenance of Rengali Left Bank Canal			NP	M/R	6,60.44	3,97.89	10,58.33

(₹ in lakh)

**APPENDIX - X**

**MAINTENANCE EXPENDITURE WITH SEGREGATION OF SALARY AND NON-SALARY PORTION**

Grant No.	Name of the Grant	Head of Expenditure						Plan/ Non-Plan	Description/ Nomenclature of maintenance account head	Component of Expenditure		
		Major Head	Sub Major Head	Minor Head	Sub Head	Detailed Head	Object Head			Salary	Non-Salary	Total
1	2	3	4	5	6	7	8	9	10	11	12	13
20	Expenditure relating to the Water Resources Department	2700	09	101	Maintenance and Repair			NP	M/R	2,57.99	7,93.10	10,51.09
20	Expenditure relating to the Water Resources Department	2700	10	101	Maintenance and Repair			NP	M/R	2,16.57	8,32.26	10,48.83
20	Expenditure relating to the Water Resources Department	2700	11	101	Maintenance and Repair of Right Canal System			NP	M/R	1,29.25	5,50.03	6,79.28
20	Expenditure relating to the Water Resources Department	2700	11	101	Maintenance and Repair of Left Canal System			NP	M/R	2,19.96	10,59.99	12,79.95
20	Expenditure relating to the Water Resources Department	2700	12	101	Maintenance and Repair			NP	M/R	2,96.37	2,90.12	5,86.49
20	Expenditure relating to the Water Resources Department	2700	34	101	Maintenance and Repair			NP	M/R	40.00	2,46.84	2,86.84

(₹ in lakh)

**APPENDIX - X**

**MAINTENANCE EXPENDITURE WITH SEGREGATION OF SALARY AND NON-SALARY PORTION**

Grant No.	Name of the Grant	Head of Expenditure						Plan/ Non-Plan	Description/ Nomenclature of maintenance account head	Component of Expenditure		
		Major Head	Sub Major Head	Minor Head	Sub Head	Detailed Head	Object Head			Salary	Non- Salary	Total
1	2	3	4	5	6	7	8	9	10	11	12	13
20	Expenditure relating to the Water Resources Department	2700	80	052	Maintenance and Repair			NP	M/R	14,21.04	25.70	14,46.74
20	Expenditure relating to the Water Resources Department	2700	80	800	Maintenance of Roads			NP	M/R	..	8,31.91	8,31.91
20	Expenditure relating to the Water Resources Department	2700	80	800	Maintenance of Critical Major Irrigation Projects			NP	M/R	..	1,29,38.80	1,29,38.80
20	Expenditure relating to the Water Resources Department	2701	01	101	Maintenance and Repair			NP	M/R	7.26	21.88	29.14
20	Expenditure relating to the Water Resources Department	2701	02	101	Maintenance and Repair			NP	M/R	99.24	1,03.11	2,02.35
20	Expenditure relating to the Water Resources Department	2701	03	101	Maintenance and Repair			NP	M/R	37.84	83.39	1,21.23

(₹ in lakh)

**APPENDIX - X**

**MAINTENANCE EXPENDITURE WITH SEGREGATION OF SALARY AND NON-SALARY PORTION**

Grant No.	Name of the Grant	Head of Expenditure						Plan/ Non-Plan	Description/ Nomenclature of maintenance account head	Component of Expenditure		
		Major Head	Sub Major Head	Minor Head	Sub Head	Detailed Head	Object Head			Salary	Non-Salary	Total
1	2	3	4	5	6	7	8	9	10	11	12	13
20	Expenditure relating to the Water Resources Department	2701	04	101	Maintenance and Repair			NP	M/R	48.25	38.82	87.07
20	Expenditure relating to the Water Resources Department	2701	05	101	Maintenance and Repair			NP	M/R	38.14	69.96	1,08.10
20	Expenditure relating to the Water Resources Department	2701	06	101	Maintenance and Repair			NP	M/R	42.01	40.78	82.79
20	Expenditure relating to the Water Resources Department	2701	07	101	Maintenance and Repair			NP	M/R	20.08	55.38	75.46
20	Expenditure relating to the Water Resources Department	2701	08	101	Maintenance and Repair			NP	M/R	10.15	38.49	48.64
20	Expenditure relating to the Water Resources Department	2701	09	101	Maintenance and Repair			NP	M/R	25.28	53.00	78.28

(₹ in lakh)

**APPENDIX - X**

**MAINTENANCE EXPENDITURE WITH SEGREGATION OF SALARY AND NON-SALARY PORTION**

Grant No.	Name of the Grant	Head of Expenditure						Plan/ Non-Plan	Description/ Nomenclature of maintenance account head	Component of Expenditure		
		Major Head	Sub Major Head	Minor Head	Sub Head	Detailed Head	Object Head			Salary	Non- Salary	Total
1	2	3	4	5	6	7	8	9	10	11	12	13
20	Expenditure relating to the Water Resources Department	2701	10	101	Maintenance and Repair			NP	M/R	11.53	23.53	35.06
20	Expenditure relating to the Water Resources Department	2701	11	101	Maintenance and Repair			NP	M/R	42.43	60.50	1,02.93
20	Expenditure relating to the Water Resources Department	2701	12	101	Maintenance and Repair			NP	M/R	13.84	55.73	69.57
20	Expenditure relating to the Water Resources Department	2701	13	101	Maintenance and Repair			NP	M/R	5.51	37.54	43.05
20	Expenditure relating to the Water Resources Department	2701	14	101	Maintenance and Repair			NP	M/R	50.59	83.14	1,33.73
20	Expenditure relating to the Water Resources Department	2701	15	101	Maintenance and Repair			NP	M/R	..	77.75	77.75

(₹ in lakh)

**APPENDIX - X**

**MAINTENANCE EXPENDITURE WITH SEGREGATION OF SALARY AND NON-SALARY PORTION**

Grant No.	Name of the Grant	Head of Expenditure						Plan/ Non-Plan	Description/ Nomenclature of maintenance account head	Component of Expenditure		
		Major Head	Sub Major Head	Minor Head	Sub Head	Detailed Head	Object Head			Salary	Non-Salary	Total
1	2	3	4	5	6	7	8	9	10	11	12	13
20	Expenditure relating to the Water Resources Department	2701	17	101	Maintenance and Repair			NP	M/R	25.95	54.92	80.87
20	Expenditure relating to the Water Resources Department	2701	18	101	Maintenance and Repair			NP	M/R	15.73	81.32	97.05
20	Expenditure relating to the Water Resources Department	2701	19	101	Maintenance and Repair			NP	M/R	7.15	20.69	27.84
20	Expenditure relating to the Water Resources Department	2701	20	101	Maintenance and Repair			NP	M/R	1,22.64	50.17	1,72.81
20	Expenditure relating to the Water Resources Department	2701	21	101	Maintenance and Repair			NP	M/R	74.82	1,06.07	1,80.89
20	Expenditure relating to the Water Resources Department	2701	22	101	Maintenance and Repair			NP	M/R	29.04	40.27	69.31

(₹ in lakh)

**APPENDIX - X**

**MAINTENANCE EXPENDITURE WITH SEGREGATION OF SALARY AND NON-SALARY PORTION**

Grant No.	Name of the Grant	Head of Expenditure						Plan/ Non-Plan	Description/ Nomenclature of maintenance account head	Component of Expenditure		
		Major Head	Sub Major Head	Minor Head	Sub Head	Detailed Head	Object Head			Salary	Non-Salary	Total
1	2	3	4	5	6	7	8	9	10	11	12	13
20	Expenditure relating to the Water Resources Department	2701	23	101	Maintenance and Repair			NP	M/R	66.65	77.48	1,44.13
20	Expenditure relating to the Water Resources Department	2701	24	101	Maintenance and Repair			NP	M/R	7.60	53.99	61.59
20	Expenditure relating to the Water Resources Department	2701	25	101	Maintenance and Repair			NP	M/R	18.56	18.88	37.44
20	Expenditure relating to the Water Resources Department	2701	26	101	Maintenance and Repair			NP	M/R	1,60.60	89.57	2,50.17
20	Expenditure relating to the Water Resources Department	2701	27	101	Maintenance and Repair			NP	M/R	..	28.17	28.17
20	Expenditure relating to the Water Resources Department	2701	28	101	Maintenance and Repair			NP	M/R	17.62	27.25	44.87

(₹ in lakh)

**APPENDIX - X**

**MAINTENANCE EXPENDITURE WITH SEGREGATION OF SALARY AND NON-SALARY PORTION**

Grant No.	Name of the Grant	Head of Expenditure						Plan/ Non-Plan	Description/ Nomenclature of maintenance account head	Component of Expenditure		
		Major Head	Sub Major Head	Minor Head	Sub Head	Detailed Head	Object Head			Salary	Non- Salary	Total
1	2	3	4	5	6	7	8	9	10	11	12	13
20	Expenditure relating to the Water Resources Department	2701	29	101	Maintenance and Repair			NP	M/R	1.99	18.33	20.32
20	Expenditure relating to the Water Resources Department	2701	30	101	Maintenance and Repair			NP	M/R	20.54	63.88	84.42
20	Expenditure relating to the Water Resources Department	2701	31	101	Maintenance and Repair			NP	M/R	15.72	51.15	66.87
20	Expenditure relating to the Water Resources Department	2701	32	101	Maintenance and Repair			NP	M/R	5.80	34.13	39.93
20	Expenditure relating to the Water Resources Department	2701	33	101	Maintenance and Repair			NP	M/R	12.37	79.91	92.28
20	Expenditure relating to the Water Resources Department	2701	35	101	Maintenance and Repair			NP	M/R	15.36	28.37	43.73

(₹ in lakh)



**APPENDIX - X**

**MAINTENANCE EXPENDITURE WITH SEGREGATION OF SALARY AND NON-SALARY PORTION**

Grant No.	Name of the Grant	Head of Expenditure						Plan/ Non-Plan	Description/ Nomenclature of maintenance account head	Component of Expenditure		
		Major Head	Sub Major Head	Minor Head	Sub Head	Detailed Head	Object Head			Salary	Non- Salary	Total
1	2	3	4	5	6	7	8	9	10	11	12	13
20	Expenditure relating to the Water Resources Department	2701	36	101	Maintenance and Repair			NP	M/R	..	82.41	82.41
20	Expenditure relating to the Water Resources Department	2701	37	101	Maintenance and Repair			NP	M/R	17.58	49.75	67.33
20	Expenditure relating to the Water Resources Department	2701	38	101	Maintenance and Repair			NP	M/R	1,94.98	1,16.87	3,11.85
20	Expenditure relating to the Water Resources Department	2701	39	101	Maintenance and Repair			NP	M/R	28.78	37.03	65.81
20	Expenditure relating to the Water Resources Department	2701	40	101	Maintenance and Repair			NP	M/R	32.61	15.35	47.96
20	Expenditure relating to the Water Resources Department	2701	41	101	Maintenance and Repair			NP	M/R	41.77	89.13	1,30.90

(₹ in lakh)

**APPENDIX - X**

**MAINTENANCE EXPENDITURE WITH SEGREGATION OF SALARY AND NON-SALARY PORTION**

Grant No.	Name of the Grant	Head of Expenditure						Plan/ Non-Plan	Description/ Nomenclature of maintenance account head	Component of Expenditure		
		Major Head	Sub Major Head	Minor Head	Sub Head	Detailed Head	Object Head			Salary	Non-Salary	Total
1	2	3	4	5	6	7	8	9	10	11	12	13
20	Expenditure relating to the Water Resources Department	2701	42	101	Maintenance and Repair			NP	M/R	95.46	1,01.29	1,96.75
20	Expenditure relating to the Water Resources Department	2701	43	101	Maintenance and Repair			NP	M/R	..	1,51.99	1,51.99
20	Expenditure relating to the Water Resources Department	2701	44	101	Maintenance and Repair			NP	M/R	..	18.43	18.43
20	Expenditure relating to the Water Resources Department	2701	48	101	Maintenance and Repair			NP	M/R	1,92.49	78.00	2,70.49
20	Expenditure relating to the Water Resources Department	2701	49	101	Maintenance and Repair			NP	M/R	84.57	95.31	1,79.88
20	Expenditure relating to the Water Resources Department	2701	57	101	Maintenance and Repair			NP	M/R	..	39.41	39.41

(₹ in lakh)

**APPENDIX - X**

**MAINTENANCE EXPENDITURE WITH SEGREGATION OF SALARY AND NON-SALARY PORTION**

Grant No.	Name of the Grant	Head of Expenditure						Plan/ Non-Plan	Description/ Nomenclature of maintenance account head	Component of Expenditure		
		Major Head	Sub Major Head	Minor Head	Sub Head	Detailed Head	Object Head			Salary	Non-Salary	Total
1	2	3	4	5	6	7	8	9	10	11	12	13
20	Expenditure relating to the Water Resources Department	2701	59	101	Maintenance and Repair			NP	M/R	..	3.95	3.95
20	Expenditure relating to the Water Resources Department	2701	60	101	Maintenance and Repair			NP	M/R	76.33	92.72	1,69.05
20	Expenditure relating to the Water Resources Department	2701	80	800	Maintenance of Critical Medium Irrigation Project			NP	M/R	..	50,32.70	50,32.70
20	Expenditure relating to the Water Resources Department	2702	01	800	Maintenance and Repair			NP	M/R	29,37.20	1,32,33.81	1,61,71.01
20	Expenditure relating to the Water Resources Department	2702	80	052	Maintenance and Repair			NP	M/R	2,75.60	1,04.05	3,79.65
20	Expenditure relating to the Water Resources Department	2711	02	800	Maintenance and Repair			NP	M/R	2,61.20	26,25.81	28,87.01

(₹ in lakh)

**APPENDIX - X**

**MAINTENANCE EXPENDITURE WITH SEGREGATION OF SALARY AND NON-SALARY PORTION**

Grant No.	Name of the Grant	Head of Expenditure						Plan/ Non-Plan	Description/ Nomenclature of maintenance account head	Component of Expenditure		
		Major Head	Sub Major Head	Minor Head	Sub Head	Detailed Head	Object Head			Salary	Non-Salary	Total
1	2	3	4	5	6	7	8	9	10	11	12	13
20	Expenditure relating to the Water Resources Department	2711	03	800	Maintenance and Repair			NP	M/R	3.90	14,04.56	14,08.46
20	Expenditure relating to the Water Resources Department	2801	01	102	Maintenance and Repair			NP	M/R	1,60.30	3,98.98	5,59.28
20	Expenditure relating to the Water Resources Department	3054	80	800	Maintenance of Roads and Bridges			NP	M/R	..	35,10.38	35,10.38
28	Expenditure relating to the Rural Development Department	2059	01	053	Maintenance of Buildings under Chief Engineer			NP	M/R	5,24.30	1,19,16.44	1,24,40.74
28	Expenditure relating to the Rural Development Department	2059	01	053	Maintenance of Water Supply and Sanitary Installations under Chief Engineer (RWSS)			NP	M/R	36.64	5,16.32	5,52.96
28	Expenditure relating to the Rural Development Department	2059	01	053	Maintenance of Water Supply and Sanitation			NP	M/R	..	11,99.99	11,99.99

(₹ in lakh)

**APPENDIX - X**

**MAINTENANCE EXPENDITURE WITH SEGREGATION OF SALARY AND NON-SALARY PORTION**

Grant No.	Name of the Grant	Head of Expenditure						Plan/ Non-Plan	Description/ Nomenclature of maintenance account head	Component of Expenditure		
		Major Head	Sub Major Head	Minor Head	Sub Head	Detailed Head	Object Head			Salary	Non-Salary	Total
		3	4	5	6	7	8			11	12	13
												<b>(₹ in lakh)</b>
28	Expenditure relating to the Rural Development Department	2059	01	053	Maintenance of Non-Residential Buildings			NP	M/R	..	70,06.64	70,06.64
28	Expenditure relating to the Rural Development Department	2059	80	052	Maintenance and Repair			NP	M/R	5,21.11	1,22.06	6,43.17
28	Expenditure relating to the Rural Development Department	2215	01	052	Maintenance and Repair			NP	M/R	14,00.68	69.57	14,70.25
28	Expenditure relating to the Rural Development Department	2215	01	102	Maintenance and Repair			NP	M/R	44,59.59	28,05.75	72,65.34
28	Expenditure relating to the Rural Development Department	2216	05	053	Maintenance of Buildings under Chief Engineer, Rural Works			NP	M/R	1,90.66	42,15.67	44,06.33
28	Expenditure relating to the Rural Development Department	2216	05	053	Maintenance of Water Supply and Sanitary Installations under Chief Engineer (RWSS)			NP	M/R	16.07	3,12.03	3,28.10

**APPENDIX - X**

**MAINTENANCE EXPENDITURE WITH SEGREGATION OF SALARY AND NON-SALARY PORTION**

Grant No.	Name of the Grant	Head of Expenditure						Plan/ Non-Plan	Description/ Nomenclature of maintenance account head	Component of Expenditure			
		Major Head	Sub Major Head	Minor Head	Sub Head	Detailed Head	Object Head			Salary	Non- Salary	Total	
		3	4	5	6	7	8			11	12	13	
													(₹ in lakh)
28	Expenditure relating to the Rural Development Department	2216	05	053	Maintenance of Water Supply and Sanitation			NP	M/R	..	5,84.96	5,84.96	
28	Expenditure relating to the Rural Development Department	2216	05	053	Maintenance and Renovation of Quarters of Doctors and Paramedical Staff			NP	M/R	..	6,01.40	6,01.40	
<b>Grand-Total</b>										<b>3,62,84.01</b>	<b>23,51,45.20</b>	<b>27,14,69.22</b>	

**APPENDIX-XI**

**MAJOR POLICY DECISIONS OF THE GOVERNMENT DURING THE YEAR OR NEW SCHEMES PROPOSED IN THE BUDGET**

Name of the Policy Decisions/ New Scheme	Implication for			In case of Recurring, indicate the annual estimates of impact on net cash flows		Indicate the nature of Annual Expenditure in terms of				Likely sources from which Expenditure on new Scheme to be met		
	Receipts/ Expenditure both	Recurring / One time	If one time -impact	Definite Period (Specify the period)	Permanent	Revenue		Capital		State Own Resources (SOR)	Central Transfers	Raising Debt (Specify)
						Plan (P)	Non Plan (NP)	Plan (P)	Non Plan (NP)			
1	2	3	4	5	6	7	8	9	10	11	12	13

(₹ in crore)

Odisha Adarsha Vidyalaya	18,09.59	5 Years	..	2015-16 to 2019-20	..	..	..	P	..	SOR	..	..
Biju Express Way	90.04	5 Years	..	2015-16 to 2019-20	..	..	..	P	..	SOR	..	..
Odisha Urban Livelihood Mission	96.72	4 years	..	2015-16 to 2018-19	..	P	..	..	..	SOR	..	..
Establishment of Centre of Excellence on Fiscal Policy and Taxation	12.00	One time	12.00	2015-16	..	..	NP	..	..	SOR	..	..
State Potato Mission	2,67.06	9 Years	..	2015-16 to 2023-24	..	P	..	..	..	SOR	..	..
Share Capital Investment for Vegetable Marketing Company Ltd. Dhenkanal	1.50	One time	1.50	2015-16	..	..	..	P	..	SOR	..	..
Redial to Ring Conversion Project	2,49.94	3 Years	..	2015-16 to 2017-18	..	..	..	P	..	SOR	..	..
Disaster Response Center	1,51.33	3 Years	..	2015-16 to 2017-18	..	..	..	P	..	SOR	..	..
Disaster Resilient Power System	2,31.43	3 Years	..	2015-16 to 2017-18	..	..	..	P	..	SOR	..	..

## APPENDIX-XI

### MAJOR POLICY DECISIONS OF THE GOVERNMENT DURING THE YEAR OR NEW SCHEMES PROPOSED IN THE BUDGET

Name of the Policy Decisions/ New Scheme	Implication for			In case of Recurring, indicate the annual estimates of impact on net cash flows		Indicate the nature of Annual Expenditure in terms of				Likely sources from which Expenditure on new Scheme to be met		
	Receipts/ Expend-iture both	Recurring / One time	If one time -impact	Definite Period (Specify the period)	Permanent	Revenue		Capital		State Own Resources (SOR)	Central Transfers	Raising Debt (Specify)
						Plan (P)	Non Plan (NP)	Plan (P)	Non Plan (NP)			
1	2	3	4	5	6	7	8	9	10	11	12	13
(₹ in crore)												

Smart Grid (AMI/GIS/OPGW/SCADA)	2,49.70	3 Years	..	2015-16 to 2017-18	..	..	..	P	..	SOR	..	..
State Capital Region Improvement of Power System	14,92.07	3 Years	..	2015-16 to 2017-18	..	..	..	P	..	SOR	..	..
Transfer to ULBs as per recommendations of 4 <sup>th</sup> State Finance Commission	54,13.47	5 Years	..	2015-16 to 2019-20	..	..	NP	..	..	SOR	..	..
Transfer to PRIs as per recommendations of 4 <sup>th</sup> State Finance Commission	73,79.30	5 Years	..	2015-16 to 2019-20	..	..	NP	..	..	SOR	..	..





**APPENDIX-XII**

**COMMITTED LIABILITIES OF THE GOVERNMENT**

Sl. No.	Nature of the Liability	Plan	Non-Plan	Likely sources from which proposed to be met			Likely year of the discharge	Liabilities discharged during the current year	Balance remaining
				State's Own Resources	Central Transfers	Raising Debt (Specify)			
1.	2.	3.	4.	5.	6.	7.	8.	9.	10.
<b>(₹ in crore)</b>									
<b>I</b>	<b>Accounts Payable</b>							..	
1.	Pensions	..	8,57,60.75	..	..	..	2016-22	..	8,57,60.75
2.	Interest payments	..	3,58,77.59	..	..	..	2016-22	..	3,58,77.59
3.	Repayment of Loan	..	1,41,14.00	..	..	..	2016-22	..	1,41,14.00
	<b>TOTAL</b>	..	<b>13,57,52.34</b>	..	..	..	..	..	<b>13,57,52.34</b>
<b>II.</b>	<b>State's Share in Centrally Sponsored Schemes</b>							..	
<b>III.</b>	<b>Liabilities in the form of transfer of Plan Schemes to Non-Plan Heads</b>							..	
<b>IV.</b>	<b>Liabilities arising from Incomplete Projects</b>							..	
<b>V.</b>	<b>Others/ Miscellaneous</b>								
	<b>Grand-Total</b>								<b>13,57,52.34</b>

Information not received from the State Government.

**APPENDIX - XIII**

**RE-ORGANISATION OF THE STATES - ITEMS FOR WHICH ALLOCATION OF BALANCES BETWEEN/ AMONG THE STATES HAS NOT BEEN FINALISED**

Sl. No.	Item	Head of Account as per Finance Accounts 2015-16	Amount to be allocated amongst successor states	
			At the time of Re-organisation	At present

Not applicable





©  
**COMPTROLLER AND AUDITOR GENERAL OF INDIA**  
**2016**  
**[www.cag.gov.in](http://www.cag.gov.in)**

**<http://www.agodi.cag.gov.in/agodisha>**