

सत्यमेव जयते

# FINANCE ACCOUNTS (VOLUME-I) 2020-21



लोकहितार्थ सत्यनिष्ठा  
Dedicated to Truth in Public Interest

## GOVERNMENT OF ASSAM



# **FINANCE ACCOUNTS**

## **(Volume – I)**

**2020 - 2021**

**GOVERNMENT OF ASSAM**



---



---

## TABLE OF CONTENTS

---



---

Subject	Page(s)
<b>Volume I</b>	
➤ Table of contents	i-ii
➤ Certificate of the Comptroller and Auditor General of India	iii-vi
➤ Guide to Finance Accounts	vii-xiii
1 Statement of Financial Position	1-2
2 Statement of Receipts and Disbursements Annexure to Statement No.2 (Cash Balances and Investments of Cash Balances)	3-8
3 Statement of Receipts (Consolidated Fund)	9-12
4 Statement of Expenditure (Consolidated Fund)	
A. Expenditure By Function	13-15
B. Expenditure By Nature	16
5 Statement of Progressive Capital Expenditure	17-22
6 Statement of Borrowings and Other Liabilities	23-27
7 Statement of Loans and Advances given by the Government	28-30
8 Statement of Investments of the Government	31
9 Statement of Guarantees given by the Government	32
10 Statement of Grants-in-aid given by the Government	33-35
11 Statement of Voted and Charged Expenditure	36-37
12 Statement on Sources and Application of Funds for Expenditure other than on Revenue Account	38-42
13 Summary of balances under Consolidated Fund, Contingency Fund and Public Account	43-45
➤ Notes to Accounts	46-74
<b>Volume II</b>	
<b>Part I</b>	
14 Detailed Statement of Revenue and Capital Receipts by Minor Heads	75-145
15 Detailed Statement of Revenue Expenditure by Minor Heads	146-205
16 Detailed Statement of Capital Expenditure by Minor Heads and Sub-heads	206-394
17 Detailed Statement of Borrowings and Other Liabilities	395-412
18 Detailed Statement on Loans and Advances given by the State Government.	413-437
19 Detailed Statement of Investments of the Government	438-458
20 Detailed Statement of Guarantees given by the Government	459-465
21 Detailed Statement on Contingency Fund and Other Public Account transactions	466-483
22 Detailed Statement on Investments of Earmarked Balances	484-488

---



---

**TABLE OF CONTENTS**


---



---

<b>Subject</b>	<b>Page(s)</b>
<b>Volume II</b>	
<b>Part II : Appendices</b>	
I Comparative Expenditure on Salary	490-509
II Comparative Expenditure on Subsidy	510-511
III Grants-in-aid/Assistance given by the State Government (Institution-wise and Scheme-wise)	512-524
IV Details of Externally Aided Projects	525-528
V Expenditure on Scheme	529-538
A. Central Schemes (Centrally Sponsored Schemes and Central Schemes)	
B. State Schemes	
VI Direct transfer of Central Scheme funds to implementing Agencies in the State (Funds routed outside State Budgets) (Unaudited Figures)	539-579
VII Acceptance and Reconciliation of balances (As depicted in Statements 18 and 21)	580-581
VIII Financial Results of Irrigation Schemes	582-583
IX Commitments of the Government- List of Incomplete Capital Works	584-602
X Maintenance Expenditure with segregation of Salary and Non-salary portion	603-614
XI Major Policy Decisions of the Government during the year or new schemes proposed in the Budget	615-618
XII Committed Liabilities of the Government	619
XIII Re-organisation of the States – Items for which allocation of balances between/among the States has not been finalized.	620

## **Certificate of the Comptroller and Auditor General of India**

This compilation containing the Finance Accounts of the Government of Assam for the year ending 31 March 2021 presents the financial position along with accounts of the receipts and disbursements of the Government for the year. These accounts are presented in two volumes, Volume-I contains the consolidated position of the state of finances and Volume-II depicts the accounts in detail. The Appropriation Accounts of the Government for the year for Grants and Charged Appropriations are presented in a separate compilation.

Finance Accounts have been prepared under my supervision in accordance with the requirements of the Comptroller and Auditor General's (Duties, Powers and Conditions of Service) Act, 1971 and have been compiled from the vouchers, challans and initial and subsidiary accounts rendered by the treasuries, offices, and departments responsible for the keeping of such accounts functioning under the control of the Government of Assam and the statements received from the Reserve Bank of India. Statements (No. 9, 20 and part of 19), part of explanatory notes to Statement (No.14), part of maturity profile to annexure to Statement (No. 17) and Appendix (IX) in this compilation have been prepared directly from the information received from the Government of Assam/Corporations/Companies/Societies who are responsible to ensure the correctness of such information. Appendix VI has been prepared from the details collected from the Public Financial Management System portal of the Controller General of Accounts.

The treasuries, offices, and/or departments functioning under the control of the Government of Assam are primarily responsible for preparation and correctness of the initial and subsidiary accounts as well as ensuring the regularity of transactions in accordance with the applicable laws, standards, rules and regulations relating to such accounts and transactions. I am responsible for preparation and submission of Annual Accounts to the State Legislature. My responsibility for the preparation of accounts is discharged through the office of the Principal Accountant General (A&E). The audit of these accounts is independently conducted through the office of the Principal

Accountant General (Audit) in accordance with the requirements of Articles 149 and 151 of the Constitution of India and the Comptroller and Auditor General's (Duties, Powers and Conditions of Service) Act, 1971, for expressing an opinion on these Accounts based on the results of such audit. These offices are independent organizations with distinct cadres, separate reporting lines and management structure.

The audit was conducted in accordance with the Auditing Standards generally accepted in India. These Standards require that we plan and perform the audit to obtain reasonable assurance that the accounts are free from material misstatement. An audit includes examination, on a test basis, of evidence relevant to the amounts and disclosures in the financial statements.

On the basis of the information and explanations that my officers required and have obtained, and according to the best of my information as a result of test audit of the accounts and on consideration of explanations given, I certify that, to the best of my knowledge and belief, the Finance Accounts read with the explanatory 'Notes to Accounts' give a true and fair view of the financial position, and the receipts and disbursements of the Government of Assam for the year 2020-21.

Points of interest arising from study of these accounts as well as test audit conducted during the year or earlier years are contained in my Financial, Compliance and Performance Audit Reports on the Government of Assam being presented separately for the year ended 31 March 2021.

**Emphasis of Matter:**

I want to draw attention to the following significant issues/concerns which are important from the point of view of accuracy, transparency and completeness of these accounts:

1. Fifty-five Government departments did not submit 11,717 Utilisation Certificates (UCs) involving an amount of ₹ 39,629.49 crore, which were due to be




submitted during the year 2020-21. On account of non-submission of UCs, I am unable to gain assurance that the amounts have been spent for the purpose for which these have been sanctioned/authorised by the Legislature.

2. In the Audit Certificate on the accounts of the State for the year ending March 2020, I had emphasised the fact that Pension payments are not being reported to the treasuries concerned resulting in non-accounting of such payments. The system of not reporting the pension related transactions continued even during the current year as pension payments to the tune of ₹ 1,209.08 crore made by the agency bank branches were not accounted for in the Finance Accounts. Further, pension payments of ₹ 2,613.32 crore made in the three years prior to 2020-21 were also not accounted for in the State Accounts for the same reason. Non-accounting of the Pension payments had resulted in understatement of Revenue and Fiscal Deficit of the State during the period.

3. In the Audit Certificate on the accounts of the State for the year ending March 2020, I had emphasised the fact that the State Government had not discharged its statutory liability by short transferring ₹ 622.10 crore relating to the National Pension System (NPS) to the National Security Depository Limited (NSDL). The State Government continue to eschew its statutory liability, and an amount of ₹ 839.44 crore still remained to be transferred to NSDL as of 31 March 2021.

**The 23 February 2022**  
**Place: New Delhi**



**(GIRISH CHANDRA MURMU)**  
**Comptroller and Auditor General of India**



### A. Broad overview of the structure of Government accounts

1. The Finance Accounts of the State of Assam present the accounts of receipts and outgoings of the Government for the year, together with the financial results disclosed by the Revenue and Capital accounts, the accounts of the Public Debt and the liabilities and assets of the State Government as worked out from the balances recorded in the accounts.

2. The Accounts of the Government are kept in three parts:

**Part I: Consolidated Fund:** This Fund comprises all revenues received by the State Government, all loans raised by the State Government (market loans, bonds, loans from the Central Government, loans from Financial Institutions, Special Securities issued to National Small Savings Fund, etc.), Ways and Means advances extended by the Reserve Bank of India and all moneys received by the State Government in repayment of loans. No moneys can be appropriated from this Fund except in accordance with law and for the purposes and in the manner provided by the Constitution of India. Certain categories of expenditure (*e.g.*, salaries of Constitutional authorities, loan repayments *etc.*), constitute a charge on the Consolidated Fund of the State (Charged expenditure) and are not subject to vote by the Legislature. All other expenditure (Voted expenditure) is voted by the Legislature.

The Consolidated Fund comprises two sections: Revenue and Capital (including Public Debt, Loans & Advances). These are further categorised under 'Receipts' and 'Expenditure'. The Revenue Receipts section is divided into three sectors, *viz.*, 'Tax Revenue', 'Non Tax Revenue' and 'Grants in Aid and Contributions'. These three sectors are further divided into sub-sectors like 'Taxes on Income and Expenditure', 'Fiscal Services', *etc.* The Capital Receipts section does not contain any sectors or sub-sectors. The Revenue Expenditure section is divided into four sectors, *viz.*, 'General Services', 'Social Services', 'Economic Services' and 'Grants in Aid and Contributions'. These sectors in the Revenue Expenditure section are further divided into sub-sectors like, 'Organs of State', 'Education, Sports, Art and Culture' *etc.* The Capital Expenditure section is sub-divided into seven sectors, *viz.*, 'General Services', 'Social Services', 'Economic Services', 'Public Debt', 'Loans and Advances', 'Inter-State Settlement' and 'Transfer to Contingency Fund'.

**Part II: Contingency Fund:** This Fund is in the nature of an imprest which is established by the State Legislature by law, and is placed at the disposal of the Governor to enable advances to be made for meeting unforeseen expenditure pending authorisation of such expenditure by the State Legislature. The fund is recouped by debiting the expenditure to the concerned functional major head relating to the Consolidated Fund of the State. The Contingency Fund of the Government of Assam for 2019-2020 is ₹ 200.00 crore.

**Part III: Public Account:** All other public moneys received by or on behalf of the Government, where the Government acts as a banker or trustee, are credited to the Public Account. The Public Account includes repayables like Small Savings and Provident Funds, Deposits (bearing interest and not bearing interest), Advances, Reserve Funds (bearing interest and not bearing interest), Remittances and Suspense heads (both of which are transitory heads, pending final booking). The net cash balance available with the Government is also included under the Public Account. The Public Account comprises six sectors, *viz.*, 'Small Savings, Provident Funds *etc.*', 'Reserve Funds', 'Deposit and Advances', 'Suspense and Miscellaneous', 'Remittances', and 'Cash Balance'. These sectors are further sub-divided into sub-sectors. The Public Account is not subject to the vote of the Legislature.

3. Government accounts are presented under a six tier classification, *viz.*, Major Heads (four digits), Sub-Major Heads (two digits), Minor Heads (three digits), Sub-Heads (two characters), Detailed Heads (two to three digits), and Object Heads (two or three digits). Major Heads represent functions of Government, Sub- Major Heads represent sub-functions, Minor

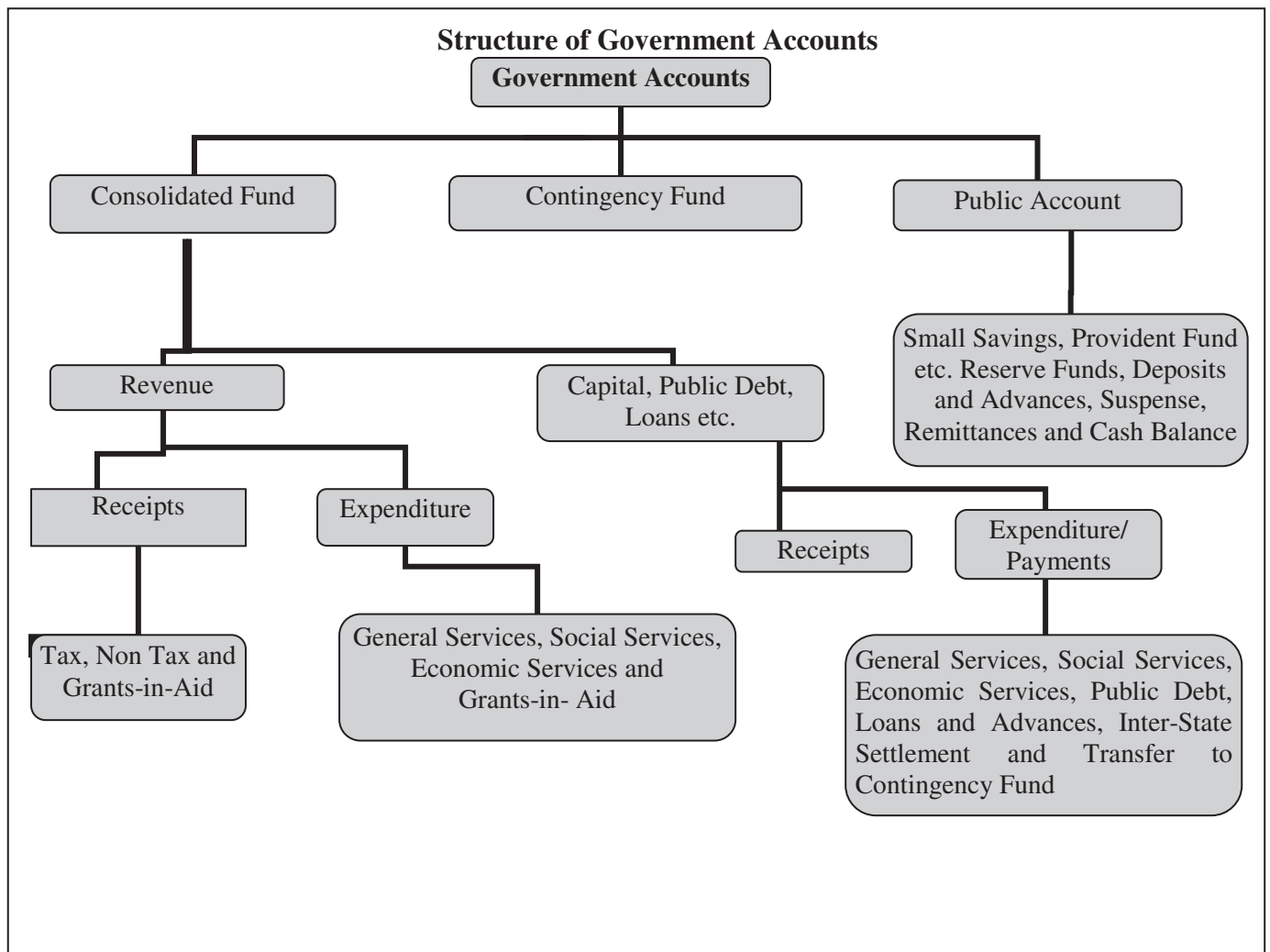
Heads represent programmes/ activities, Sub-Heads represent schemes, Detailed Heads represent sub-schemes, and Object Heads represent purpose/ object of expenditure.

4. The main unit of classification in accounts is the Major Head which contains the following coding pattern (according to the List of Major and Minor Heads corrected upto March 2015)

0005 to 1606	Revenue Receipts
2011 to 3606	Revenue Expenditure
4000	Capital Receipts
4046 to 7810	Capital Expenditure (including Public Debt, Loans & Advances)
7999	Appropriation to the Contingency Fund
8000	Contingency Fund
8001 to 8999	Public Account

5. The Finance Accounts, generally (with some exceptions), depict transactions upto the Minor Head. The figures in the Finance Accounts are depicted at net level, *i.e.*, after accounting for recoveries as reduction of expenditure. This treatment is different from the depiction in the Demands for Grants presented to the Legislature and in the Appropriation Accounts, where, expenditure is depicted at the gross level.

6. A pictorial representation of the structure of accounts is given below:



## B. What the Finance Accounts contain

The Finance Accounts are presented in two volumes.

**Volume I** contains the Certificate of the Comptroller and Auditor General of India, the Guide to the Finance Accounts, 13 statements which give summarised information on the financial position and transactions of the State Government for the current financial year, Notes to Accounts and annexure to the Notes to Accounts. Details of the 13 statements in **Volume I** are given below:

1. **Statement of Financial Position:** This statement depicts the cumulative figures of assets and liabilities of the State Government, as they stand at the end of the year, and as compared to the position at the end of the previous year.
2. **Statement of Receipts and Disbursements:** This statement depicts all receipts and disbursements of the State Government during the year in all the three parts in which Government accounts are kept, viz., the Consolidated Fund, Contingency Fund and Public Account. In addition, it contains an annexure, showing alternative depiction of Cash Balances (including investments) of the Government. The Annexure also depicts the Ways and Means position of the Government in detail.
3. **Statement of Receipts (Consolidated Fund):** This statement comprises revenue and capital receipts and borrowings and repayments of the loans given by the State Government. This statement corresponds to detailed statements No. 14, 17 and 18 in Volume II of the Finance Accounts.
4. **Statement of Expenditure (Consolidated Fund):** In departure from the general depiction of the Finance Accounts up to the Minor Head level, this statement gives details of expenditure by nature of activity (objects of expenditure) also. This statement corresponds to detailed statements No 15, 16, 17 and 18 in Volume II.
5. **Statement of Progressive Capital Expenditure:** This statement corresponds to the detailed statement No. 16 in Volume II.
6. **Statement of Borrowings and Other Liabilities:** Borrowings of the Government comprise market loans raised by it (Internal Debt) and Loans and Advances received from the Government of India. 'Other Liabilities' comprise 'Small Savings, Provident Funds *etc.*', 'Reserve Funds' and 'Deposits'. The statement also contains a note on service of debt, and corresponds to the detailed Statement No.17 in Volume II.
7. **Statement of Loans and Advances given by the Government:** This statement depicts all loans and advances given by the State Government to various categories of loanees like Statutory Corporations, Government Companies, Autonomous and Other Bodies/ Authorities and recipient individuals (including Government servants). This statement corresponds to the detailed statement No.18 in Volume II.
8. **Statement of Investments of the Government:** This statement depicts investments of the State Government in the equity capital of Statutory Corporations, Government Companies, other Joint Stock Companies, Cooperative institutions and Local Bodies. This statement corresponds to the detailed statement No.19 in Volume II.

9. **Statement of Guarantees given by the Government:** This statement summarises the guarantees given by the State Government on repayment of principal and interest on loans raised by Statutory Corporations, Government Companies, Local Bodies and Other institutions. This statement corresponds to the detailed statement No. 20 in Part II
10. **Statement of Grants in Aid given by the Government:** This statement depicts all Grants in Aid given by the State Government to various categories of grantees like Statutory Corporations, Government Companies, Autonomous and Other Bodies/ Authorities and individuals. Appendix III provides details of the recipient institutions.
11. **Statement of Voted and Charged Expenditure:** This statement assists in the agreement of the net figures appearing in the Finance Accounts with the gross figures appearing in the Appropriation Accounts.
12. **Statement on Sources and Application of Funds for Expenditure other than on Revenue Account:** This statement is based on the principle that revenue expenditure is expected to be defrayed from revenue receipts, while capital expenditure of the year is met from revenue surplus, net credit balances in the public account, cash balance at the beginning of the year, and borrowings.
13. **Summary of balances under Consolidated Fund, Contingency Fund and Public Account:** This statement assists in proving the accuracy of the accounts. The statement corresponds to the detailed statements No. 14, 15, 16, 17, 18 and 21 in Volume II

**Volume II of the Finance Accounts contains two parts-nine detailed statement in Part I and 13 Appendices in Part II.**

#### **Part I of Volume II**

14. **Detailed Statement of Revenue and Capital Receipts by Minor Heads:** This statement corresponds to the summary statement No. 3 in Volume I of the Finance Accounts.
15. **Detailed Statement of Revenue Expenditure by Minor Heads:** This statement, which corresponds to the summary statement No. 4 in Volume I, depicts the revenue expenditure of the State Government under Plan (State Plan, Central Assistance to State Plan, Centrally Sponsored Schemes and Central Plan Schemes) and Non Plan. Charged and Voted expenditure are exhibited distinctly.
16. **Detailed Statement of Capital Expenditure by Minor Heads and Subheads :** This statement, which corresponds to the summary statement No.5 in Volume – I, depicts the capital expenditure (during the year and cumulatively) of the State Government under Plan (State Plan, Central Assistance to State Plan, Centrally Sponsored Schemes and Central Plan Schemes) and Non Plan. Charged and Voted expenditure are exhibited distinctly. In addition to representing details of capital expenditure at Minor Head level, in respect of significant schemes, this statement depicts details at Sub-head levels also.
17. **Detailed Statement of Borrowings and Other Liabilities:** This statement, which corresponds to the summary statement No.6 in Volume - I, contains details of all loans raised by the State Government (market loans, bonds, loans from the Central Government, loans from Financial Institutions, Special Securities issued to National Small Savings Fund, *etc.*), and Ways and Means advances extended by the Reserve Bank of India. This statement presents the information on loans under three categories:

(a) details of individual loans; (b) maturity profile, *i.e.*, amounts payable in respect of each category of loans in different years; and (c) interest rate profile of outstanding loans and annexure depicting Market Loans.

- 18. Detailed Statement on Loans and Advances given by the State Government:** This statement corresponds to the summary statement No.7 in Volume I.
- 19. Detailed Statement of Investments of the Government:** This statement depicts details of investments entity wise and Major and Minor Head wise details of discrepancies, if any, between Statements No.16 and 19. This statement corresponds to Statement No.8 in Volume I.
- 20. Detailed Statement of Guarantees given by the Government:** This statement depicts entity wise details of government guarantees. This statement corresponds to Statement No. 9 in Volume I.
- 21. Detailed Statement on Contingency Fund and Other Public Account transactions:** This statement depicts at Minor Head level the details of un-recouped amounts under Contingency Fund, consolidated position of Public Accounts transactions during the year, and outstanding balances at the end of the year.
- 22. Detailed Statement on Investment of Earmarked Balances:** This statement depicts details of investments from the Reserve Funds and Deposits (Public Account).

## **Part II of Volume II**

**Part II contains 13 appendices** on various items including salaries, subsidies, grants-in-aid, externally aided projects, scheme wise expenditure in respect of major Central schemes and State Plan schemes, etc. These details are presented in the accounts at Sub head level or below (*i.e.* below Minor Head levels) and so are not generally depicted in the Finance accounts. A detailed list of appendices appears at the 'Table of Contents' in Volume I or II. The statements read with the appendices give a complete picture of the state of finances of the State Government.

### C. Ready Reckoner

The section below links the summary statements appearing in Volume I with the detailed statements and appendices in Volume II. (Appendices which do not have a direct link with the Summary Statements are not shown below):

Parameter	Summary Statements (Volume I)	Detailed Statements (Volume II)	Appendices
<b>Revenue Receipts (including Grants Received), Capital Receipts</b>	2, 3	14	
<b>Revenue Expenditure</b>	2, 4	15	I (Salary), II (Subsidy)
<b>Grants-in-Aid given by the Government</b>	2,10	---	III (Grants-in-Aid)
<b>Capital Expenditure</b>	1, 2, 4,5,12	16	I (Salary)
<b>Loans and Advances given by the Government</b>	1, 2, 7	18	
<b>Debt Position/Borrowings</b>	1, 2, 6	17	
<b>Investments of the Government in Companies, Corporations etc.</b>	8	19	
<b>Cash</b>	1, 2,12,13	---	
<b>Balances in Public Account and Investments thereof</b>	1, 2,12,13	21, 22	
<b>Guarantees</b>	9	20	
<b>Schemes</b>	---	---	IV (Externally Aided Projects), V (Expenditure on Schemes )

### D. Periodical adjustments and Book adjustments :

Certain transactions that appear in the accounts do not involve actual movement of cash at the time of booking. Some of these transactions take place at the level of the account rendering units (*e.g.* treasuries, divisions *etc.*) themselves. For instance, transactions involving adjustment of all deductions (GPF, recoveries of advances given *etc.*) from salaries are recorded by debiting functional major heads (pertaining to the concerned department) by book adjustment to revenue receipt/loans/public account. Similarly 'nil' bills where moneys transferred between the Consolidated Fund and Public Account represent non-cash transactions occurring at the level of the accounts rendering units.

In addition of the above the Principal Accountant General/Accountant General (A&E) carries out periodical adjustments and book adjustments of the following nature in the accounts of the State Government, details of which appear in Annexure to Notes to Accounts (Volume 1) and footnotes to the relevant statements.

Examples of periodical adjustments and book adjustments are given below:

(1) Creation of funds/ adjustment of contribution to Funds in Public Account by debit to Consolidated Fund *e.g.*, State Disaster Response Fund, Central Road Fund, Reserve Funds, Sinking Fund, *etc.*



(2) Crediting of deposit heads of accounts in Public Account by debit to Consolidated Fund.

(3) Annual adjustment of interest on General Provident Fund (GPF) and State Government Group Insurance Scheme where interest is adjusted by debiting Major Head 2049 - Interest and crediting Major Head 8009 - State Provident Fund and 8011 – Insurance and Pension Fund.

(4) Adjustment of Debt waiver under the scheme of Government of India based on the recommendations of the Central Finance Commissions. These adjustments (where Central loans are written off by crediting Major Head 0075 - Misc. General Services by contra entry in the Major Head 6004 - Loans and Advances from the Central Government) impact both Revenue Receipts and Public Debt heads.

#### **E. Rounding**

Difference of ₹ 0.01 lakh/crore, wherever occurring, is due to rounding.

---



# 1 - STATEMENT OF FINANCIAL POSITION

(In crore of ₹)

Assets <sup>1</sup>	Reference (Sr. No.)		As at 31 March 2021	As at 31 March 2020
	Notes to Accounts	Statement		
<b>Cash</b>				
(i) Cash in Treasuries and Local Remittances	---	---	...	...
(ii) Departmental Balances	---	21	8.91	11.49
(iii) Permanent Imprest	---	21	0.47	0.47
(iv) Cash Balance Investments	---	21	69,05.27	29,32.60
(v) Deposits with Reserve Bank of India	---	Annexure to Statement No.2	36,96.76	29,80.20
(vi) Investments from Earmarked Funds	---	21, 22	40,38.75	43,54.81
<b>Capital Expenditure</b>				
(i) Investments in shares of Companies, Corporations, etc.	---	8,16 & 19	26,40.44	26,37.12
(ii) Other Capital Expenditure	---	16	8,26,77.26	7,02,81.18
<b>Contingency Fund (unrecouped)</b>	---	---	...	...
<b>Loans and Advances</b>	---	7, 18	61,42.23	60,56.99
<b>Advances with departmental officers</b>	---	21	29,39.39	32,88.64
<b>Suspense and Miscellaneous Balances <sup>2</sup></b>	---	21	11,41.00	6,81.54
<b>Remittance Balances</b>	---	21	7,88.84	7,42.45
<b>Cumulative excess of expenditure over receipts</b>	---	---	---	---
<b>Total -</b>			<b>11,09,79.32</b>	<b>9,39,67.49</b>

1. The figures of assets and liabilities are cumulative figures. Please also see note 1 (ii) in the section 'Notes to Accounts'.  
2. In this statement the line item 'Suspense and Miscellaneous Balances' does not include 'Cash Balance Investment Account', 'Departmental Balances' & 'Permanent Imprest' which are included separately above, though the later form part of this sector elsewhere in these Accounts.

# 1 - STATEMENT OF FINANCIAL POSITION

(In crore of ₹)

Liabilities	Reference (Sr. No.)		As at 31 March 2021	As at 31 March 2020
	Notes to Accounts	Statement		
<b>Borrowings (Public Debt)</b>				
(i) Internal Debt	---	6,17	6,70,14.07	5,26,30.27
(ii) Loans and Advances from Central Government				
Non-Plan Loans	---	6,17	87.38	87.38
Loans for State Plan Schemes	---	6,17	---	---
Loans for Central Plan Schemes	---	6,17	0.08	0.08
Loans for Centrally Sponsored Plan Schemes	---	6,17	---	---
Loans for Centrally Sponsored Schemes	---	6,17	---	---
Other loans for State/UT with Legislature Schemes	---	6,17	25,29.41	11,21.02
Other loans	---	6,17	61.81	61.81
<b>Contingency Fund (corpus)</b>	---	6,21	2,00.00	2,00.00
<b>Liabilities on Public Account</b>				
(i) Small Savings, Provident Funds, etc.	---	21	1,40,45.37	1,31,56.52
(ii) Deposits	---	21	33,19.97	38,98.94
(iii) Reserve Funds	---	21	53,82.46	56,55.32
(iv) Remittance Balances	---	21	---	---
(v) Suspense and Miscellaneous Balances	---	21	---	---
<b>Cumulative excess of receipts over expenditure<sup>3</sup></b>	---	12, {Footnote (b)}	1,83,38.77	1,71,56.15
<b>Total -</b>			<b>11,09,79.32</b>	<b>9,39,67.49</b>

3. The cumulative excess of receipts over expenditure or expenditure over receipts is different from and not the fiscal/revenue deficit for the current year.

## 2 - STATEMENT OF RECEIPTS AND DISBURSEMENTS

(In crore of ₹)

Receipts			Disbursements		
	2020-2021	2019-2020		2020-2021	2019-2020
<b>Part-I Consolidated Fund</b>					
<b>Section-A: Revenue</b>					
<b>Revenue Receipts</b> (Ref. Statement 3 & 14)	<b>6,49,02.19</b>	<b>6,44,95.08</b>	<b>Revenue Expenditure</b> (Ref. Statement 4-A, 4-B & 15)	<b>6,45,19.59</b>	<b>6,58,17.28</b>
<b>Tax revenue (raised by The State)</b> (Ref. Statement 3 & 14)	<b>1,71,33.61</b>	<b>1,65,28.69</b>	Salaries <sup>1</sup> (Ref. Statement 4-B & Appendix- I)	2,68,03.09	2,70,08.57
<b>Non Tax revenue</b> (Ref. Statement 3 & 14)			Subsidies <sup>1</sup> (Ref. Appendix-II )	19,66.15	9,96.15
			Grants-in-aid <sup>2</sup> (Ref. Statement 4-B, 10 & Appendix -III)	1,80,95.27	1,85,44.79
Interest receipts (Ref. Statement 3 & 14)	2,35.87	6,66.86	<b>General services</b> (Ref. Statement 4 & 15)		
Others (Ref. Statement 3)	26,63.74	48,72.48	Interest Payment and service of debt (Ref. Statement 4-A, 4-B & 15)	52,99.18	47,18.91
<b>Total</b> (Ref. Statement 3 & 14)	<b>28,99.61</b>	<b>55,39.34</b>	Pension (Ref. Statement 4-A, 4-B & 15)	1,03,29.01	96,09.02
<b>Share of Union Taxes/Duties</b> (Ref. Statement 3 & 14)	<b>1,86,29.32</b>	<b>2,17,21.44</b>	Others (Ref. Statement 4-B)	1,31.81	19,42.40
			<b>Total</b> (Ref. Statement 4-A & 15)	<b>1,57,60.00</b>	<b>1,62,70.33</b>
			<b>Social services</b> (Ref. Statement 4-A & 15)	<b>14,54.04</b>	<b>17,72.97</b>
			<b>Economic services</b> (Ref. Statement 4-A & 15)	<b>64.09</b>	<b>8,58.24</b>
<b>Grants from Central Government</b> (Ref. Statement 3 & 14)	<b>2,62,39.65</b>	<b>2,07,05.61</b>	<b>Compensation and Assignment to Local Bodies and PRIs</b> (Ref. Statement 4-A & 15)	<b>3,76.95</b>	<b>3,66.23</b>
<b>Revenue Deficit</b>	<b>---</b>	<b>13,22.20</b>	<b>Revenue Surplus</b>	<b>3,82.60</b>	<b>---</b>

1. Salary, Subsidy and Grants in Aid figures have been summed up across all sectors to present a consolidated figure. The expenditure in this statement under the sectors 'General', 'Social', 'Economic services' and line item 'Compensation and assignment to Local Bodies and PRIs' does not include expenditure on salaries, subsidies and grants in aid (explained in footnote 2).

2. Grants in Aid given to statutory corporations, companies, autonomous bodies, local bodies *etc.* by the Government which is included as a line item above. These grants are distinct from compensation and assignment of taxes, duties to Local Bodies which is depicted as a separate line item 'Compensation and assignment to Local Bodies and PRIs'. Grants-in-aid comprises the total of the dedicated object head (09 and 32) across all Major Heads and totals of minor heads 190 and 191. Out of total Grants in Aid of ₹ 23,735.74 crore, ₹18,095.27 under Revenue Section and ₹ 5,640.47 crore under Capital Section.

## 2 - STATEMENT OF RECEIPTS AND DISBURSEMENTS

(In crore of ₹)

Receipts			Disbursements		
	2020-2021	2019-2020		2020-2021	2019-2020
<b>Section-B: Capital</b>					
<b>Capital Receipts</b> (Ref. Statement 3 & 14)	---	---	<b>Capital Expenditure</b> (Ref. Statement 4-A, 4-B & 16)	<sup>3</sup> 1,23,99.39	<sup>4</sup> 1,31,85.42
			<b>General Services</b> (Ref. Statement 4-A & 16)	5,18.45	5,06.74
			<b>Social Services</b> (Ref. Statement 4-A & 16)	23,54.34	16,83.64
			<b>Economic Services</b> (Ref. Statement 4-A & 16)	95,26.60	1,09,95.04
<b>Recoveries of Loans and Advances</b> (Ref. Statement 3, 7 & 18)	2.56	7.98	<b>Loans and Advances disbursed</b> (Ref. Statement 4-A, 7 & 18)	87.80	3,16.16
<b>General Services</b> (Ref. Statement 4-A, 7 & 18)	---	---	<b>General Services</b> (Ref. Statement 4-A, 7 & 18)	---	---
<b>Social Services</b> (Ref. Statement 4-A, 7 & 18)	---	---	<b>Social Services</b> (Ref. Statement 4-A, 7 & 18)	---	2.71
<b>Economic Services</b> (Ref. Statement 4-A, 7 & 18)	0.27	5.28	<b>Economic Services</b> (Ref. Statement 4-A, 7 & 18)	87.80	3,12.86
<b>Loans to Government Servants &amp; Miscellaneous Loans</b> (Ref. Statement 7)	2.29	2.70	<b>Loans to Government Servants &amp; Miscellaneous Loans</b> (Ref. Statement 7)	---	0.59
<b>Public debt receipts</b>	1,79,40.18	1,42,49.63	<b>Repayment of Public Debt</b> (Ref. Statement 4-A, 6 & 17)	21,47.98	31,69.26
<b>Internal Debt#</b> (market loans etc.) (Ref. Statement 3, 6 & 17)	1,63,82.36	1,41,43.29	<b>Internal Debt#</b> (market loans etc.) (Ref. Statement 4-A, 6 & 17)	19,98.55	30,24.15
<b>Loans from GOI</b> (Ref. Statement 3, 6 & 17)	15,57.82	1,06.34	<b>Loans from GOI</b> (Ref. Statement 4-A, 6 & 17)	1,49.43	1,45.11
<b>Net of Inter State Settlement</b>	---	---	<b>Net of Inter State Settlement</b>	---	---
<b>Appropriation to Contingency Fund</b>	---	---	<b>Appropriation to Contingency Fund</b>	---	1,00.00
<b>Total Receipts Consolidated Fund</b> (Ref. Statement 3)	8,28,44.93	7,87,52.69	<b>Total Expenditure Consolidated Fund</b> (Ref. Statement 4)	7,91,54.76	8,25,88.12
<b>Deficit in Consolidated Fund</b>	---	38,35.43	<b>Surplus in Consolidated Fund</b>	36,90.17	---
<b>Part II Contingency Fund</b>					
<b>Contingency Fund</b> (Ref. Statement 21)	---	1,00.00	<b>Contingency Fund</b> (Ref. Statement 21)	---	---

3. Includes ₹ 5640.47 crore on Grants-in-Aid for 2020-21. 4. Includes ₹ 0.01 crore on Salaries and ₹ 6225.45 crore on Grants-in-Aid for 2019-20.

# Includes payment of ₹ 754.96 crore and ₹ 754.96 crore for 2020-21 and 2019-20 respectively pertaining to NSSF transaction.

## 2 - STATEMENT OF RECEIPTS AND DISBURSEMENTS

(In crore of ₹)					
Receipts			Disbursements		
	2020-2021	2019-2020		2020-2021	2019-2020
<b>Part III Public Account<sup>5</sup></b>					
<b>Small savings</b> <i>(Ref. Statement 21)</i>	<b>23,10.41</b>	<b>23,87.95</b>	<b>Small savings</b> <i>(Ref. Statement 21)</i>	<b>14,21.56</b>	<b>14,19.48</b>
<b>Reserves &amp; Sinking Funds</b> <i>(Ref. Statement 21)</i>	<b>18,59.50</b>	<b>16,57.89</b>	<b>Reserves &amp; Sinking Funds</b> <i>(Ref. Statement 21)</i>	<b>18,16.29</b>	<b>9,75.46</b>
<b>Deposits</b> <i>(Ref. Statement 21)</i>	<b>54,51.84</b>	<b>69,79.57</b>	<b>Deposits</b> <i>(Ref. Statement 21)</i>	<b>60,30.82</b>	<b>68,79.92</b>
<b>Advances</b> <i>(Ref. Statement 21)</i>	<b>20,86.75</b>	<b>29,47.94</b>	<b>Advances</b> <i>(Ref. Statement 21)</i>	<b>17,37.50</b>	<b>21,92.88</b>
<b>Suspense and Misc.<sup>6</sup></b> <i>(Ref. Statement 21)</i>	<b>12,96,10.79</b>	<b>15,23,85.37</b>	<b>Suspense and Misc.<sup>6</sup></b> <i>(Ref. Statement 21)</i>	<b>13,32,40.33</b>	<b>14,74,70.31</b>
<b>Remittances</b> <i>(Ref. Statement 21)</i>	<b>77,37.39</b>	<b>85,38.13</b>	<b>Remittances</b> <i>(Ref. Statement 21)</i>	<b>77,83.79</b>	<b>86,80.09</b>
<b>Total Receipts Public Account</b> <i>(Ref. Statement 21)</i>	<b>14,90,56.68</b>	<b>17,48,96.85</b>	<b>Total Disbursements Public Account</b> <i>(Ref. Statement 21)</i>	<b>15,20,30.29</b>	<b>16,76,18.14</b>
<b>Deficit in Public Account</b>	<b>29,73.61</b>	<b>---</b>	<b>Surplus in Public Account</b>	<b>---</b>	<b>72,78.71</b>
<b>Opening Cash Balance</b>	<b>29,80.20</b>	<b>(-) 5,63.08</b>	<b>Closing Cash Balance</b>	<b>36,96.76</b>	<b>29,80.20</b>
<b>Increase in Cash Balance</b>	<b>7,16.56</b>	<b>35,43.28</b>	<b>Decrease in Cash Balance</b>	<b>---</b>	<b>---</b>

5. For details please refer to statement 21 in Volume II.

6. 'Suspense and Miscellaneous' includes 'other accounts' such as Cash Balance Investment account (Major Head **8673**) etc. The figures may appear huge on account of these other accounts. Details may please be seen in Statement 21.

---



---

**ANNEXURE TO STATEMENT NO. 2**  
**CASH BALANCES AND INVESTMENTS OF CASH BALANCES**

---



---

	As on 31 March 2021	As on 31 March 2020
	( In crore of ₹ )	
<b>(a) General Cash Balance</b>		
1. Cash in Treasuries	---	---
2. Deposit with Reserve Bank <sup>1</sup>	(+ )36,96.76	(+ )29,80.20
<b>Total</b>	<b>(+ )36,96.76</b>	<b>(+ )29,80.20</b>
3. Investments held in the Cash Balance Investment Account	69,05.27	29,32.60
<b>Total (a)</b>	<b>1,06,02.03</b>	<b>59,12.80</b>
<b>(b) Other Cash Balances and Investments</b>		
1. Cash with Departmental Officers viz, Forest and Public Works Officers	8.91	11.49
2. Permanent Advances for Contingent expenditure with Departmental Officers	0.47	0.47
3. Investment of earmarked Funds	40,38.75	43,54.82
<b>Total (b)</b>	<b>40,48.13</b>	<b>43,66.78</b>
<b>(c) Over all Cash position (a) + (b)</b>	<b>1,46,50.16</b>	<b>1,02,79.58</b>

---

1 The balance under the head 'Deposits with Reserve Bank' is arrived at after taking into account the Inter - Government monetary settlement pertaining to transactions of the financial year 2020-2021 advised to the RBI till 16 April 2021.



---



---

**ANNEXURE TO STATEMENT NO. 2**  
**CASH BALANCES AND INVESTMENTS OF CASH BALANCES**

---



---

**EXPLANATORY NOTES**

(a) **Cash and Cash Equivalents:** Cash and cash equivalents consists of cash in treasuries and deposit with Reserve Bank of India and other Banks and Remittances in Transit. The balance under the head 'Deposits with Reserve Bank' depicts the combined balance of the Consolidated Fund, Contingency Fund and the Public Account at the end of the year. To arrive at the overall cash position, the cash balances with treasuries, departments and investments out of the cash balances/reserve funds *etc.* are added to the balance in deposit with Reserve Bank of India.

(b) **Daily Cash Balance:** Under an agreement with the Reserve Bank of India, the State Government has to maintain a minimum cash balance of ₹1.08 crore with the Bank. If the balance falls below the agreed minimum on any day, the deficiency is made good by taking ordinary and special ways and means advances/overdrafts from time to time.

For arriving at the daily cash balance for the purpose of grant of Ways and Means advances/Overdraft, the RBI evaluates the holdings<sup>2</sup> of the 14 day treasury bills along with the transactions reported (at RBI counters, Inter-Government transactions and Treasury transactions reported by the agency banks) for the day. To the cash balance so arrived, the maturity of 14 day Treasury Bills if any, is added and excess balance, if any, after maintaining the minimum cash balance is reinvested in Treasury Bills. If the net cash balance arrived at results in less than the minimum cash balance or a credit balance and if there are no 14 day treasury bills maturing on that day, RBI rediscounts the holdings of the 14 day Treasury Bills and makes good the shortfall. If there is no holding of 14 day Treasury Bills on that day the State Government applies for Ways and Means Advances/Special Ways and Means Advances/Over Draft.

(c) The limit for ordinary ways and means advances to the State Government was ₹ 1504.00 crore with effect from 1 April 2021. The Bank has also agreed to give special ways and means advances against the pledge of Government Securities. The limit of special ways and means advances revised by the Bank from time to time.

The Government maintained the minimum cash balance with the RBI during 2020-2021 and no Ways and Means Advances or Overdraft was taken during the year.

---

2. The Cash Balance ('Deposit with RBI') above is the Closing Cash Balance of the year as on 31 March but worked out by 16 April and not simply the daily balance on 31 March.

---



---

**ANNEXURE TO STATEMENT NO. 2**  
**CASH BALANCES AND INVESTMENTS OF CASH BALANCES**

---



---

**EXPLANATORY NOTES - Contd.**

(d) There was a difference of ₹ 36,79.55 crore (Dr) between the figures reflected in the accounts ₹ 36,96.76 crore (Dr) and that reported by the Reserve Bank of India ₹ 17.21 crore (Cr). The difference may be categorised mainly as under:-

	(In crore of ₹)	
(i) Erroneous adjustment by Bank	<b>Dr.</b>	42,99.08
	<b>Cr.</b>	6,19.53
	<b>Total - Dr.</b>	<b>36,79.55</b>

(e) All the investments from out of the Cash Balances are in Government of India Securities. Interest realised during the year on such investment was ₹ 68.66 crore.

(f) The following is an analysis of investments held in cash balance investment account:-

	Opening Balance on 1 April, 2020	Purchase during 2020-2021	Sales during 2020-2021	Closing Balance on 31 March, 2021	Interest realised during the year
	(In crore of ₹)				
Short term Investment - Government of India Treasury Bills	29,32.60	13,36,60.60	12,96,87.93	69,05.27	68.66
<b>Total -</b>	<b>29,32.60</b>	<b>13,36,60.60</b>	<b>12,96,87.93</b>	<b>69,05.27</b>	<b>68.66</b>

(g) Details of investments out of Earmarked Funds are given in Statement No. 22.

**3 - STATEMENT OF RECEIPTS**  
**I - CONSOLIDATED FUND**

		(In crore of ₹)	
	Description	2020-2021	2019-2020
<b>A.</b>	<b>Tax Revenue</b>		
<b>A.1</b>	<b>Own Tax revenue</b>		
	State Goods and Services Tax (SGST)	85,49.02	87,55.30
	Taxes on Agricultural Income	(-)38.00	6.87
	Other Taxes on Income and Expenditure	1,88.79	1,89.92
	Land Revenue	1,16.81	94.16
	Stamps and Registration Fees	2,80.75	2,92.65
	State Excise	20,39.94	16,50.03
	Taxes on Sales, Trade etc.	50,70.97	44,80.96
	Taxes on Vehicles	7,23.98	8,15.82
	Taxes on Goods and Passengers	3.64	47.47
	Taxes and Duties on Electricity	1,97.59	1,94.57
	Other Taxes and Duties on Commodities and Services	0.12	0.94
<b>A.2</b>	<b>Share of net proceeds of Taxes</b>		
	Central Goods and Services Tax (CGST)	54,97.76	61,63.89
	Corporation Tax	56,48.64	74,06.13
	Taxes on Income other than Corporation Tax	57,94.53	58,03.21
	Taxes on Wealth	---	0.33
	Customs	9,64.41	13,76.85
	Union Excise Duties	6,22.41	9,57.27
	Service Tax	86.82	---
	Other Taxes and Duties on Commodities and Services	14.75	13.76
	<b>TOTAL - A</b>	<b>3,57,62.93</b>	<b>3,82,50.13</b>
<b>B.</b>	<b>Non-Tax Revenue</b>		
	Interest Receipts	2,35.87	6,66.86
	Miscellaneous General Services	10.64	(-)0.18
	Petroleum	14,68.55	38,05.34
	Dividends and Profits	4,81.89	30.64
	Forestry and Wild Life	3,52.89	4,16.06
	Other Administrative Services	95.72	1,03.17
	Police	78.01	85.42
	North Eastern Areas	57.75	2,03.58
	Roads and Bridges	19.96	39.59
	Coal and Lignite	16.04	38.85
	Labour and Employment	14.17	13.37

**3 - STATEMENT OF RECEIPTS**  
**I - CONSOLIDATED FUND**

		<b>(In crore of ₹)</b>	
	<b>Description</b>	<b>2020-2021</b>	<b>2019-2020</b>
	Contributions and Recoveries towards Pension and Other Retirement Benefits	13.03	11.14
	Medical and Public Health	10.78	21.37
	Housing	6.39	6.69
	Non-ferrous Mining and Metallurgical Industries	6.06	7.49
	Education, Sports, Art and Culture	5.55	58.68
	Other General Economic Services	5.49	5.59
	Inland Water Transport	4.82	5.21
	Fisheries	4.09	3.88
	Minor Irrigation	1.96	0.32
	Public Service Commission	1.92	0.95
	Crop Husbandry	1.40	0.83
	Public Works	1.34	1.70
	Animal Husbandry	1.01	1.00
	Co-operation	0.70	2.09
	Water Supply and Sanitation	0.64	0.77
	Tourism	0.63	2.13
	Medium Irrigation	0.55	0.67
	Village and Small Industries	0.45	0.63
	Food Storage and Warehousing	0.32	0.39
	Dairy Development	0.29	0.08
	Other Rural Development Programmes	0.20	0.36
	Other Agricultural Programmes	0.16	0.18
	Urban Development	0.11	1.72
	Other Scientific Research	0.07	0.29
	Jails	0.05	0.07
	Civil Supplies	0.05	0.05
	Stationery and Printing	0.03	0.17
	Social Security and Welfare	0.02	0.02
	Information and Publicity	0.01	0.02
	Industries	---	2.14
	Family Welfare	---	0.01
	Others	---	---
	<b>TOTAL - B</b>	<b>28,99.61</b>	<b>55,39.34</b>

**3 - STATEMENT OF RECEIPTS**  
**I - CONSOLIDATED FUND**

	<b>II. GRANTS FROM GOVERNMENT OF INDIA</b>	<b>(In crore of ₹)</b>	
		<b>Actuals</b>	
	<b>Description</b>	<b>2020-2021</b>	<b>2019-2020</b>
<b>(C)</b>	<b><i>Grants- In – Aid and Contribution</i></b>		
	Grants-in-Aid from Central Government		
	<b>Other Transfer/ Grants to States/ Union Territories with Legislature</b>	18,72.88 <sup>(a)</sup>	17,12.01
	<b>Finance Commission Grants</b>	1,05,33.90 <sup>(b)</sup>	46,04.07
	<b>Centrally Sponsored Schemes</b>	1,38,32.87 <sup>(c)</sup>	1,43,89.53
	<b>TOTAL - C</b>	<b>2,62,39.65</b>	<b>2,07,05.61</b>
	<b>TOTAL - REVENUE RECEIPTS (A+B+C)</b>	<b>6,49,02.19</b>	<b>6,44,95.08</b>

(a) It includes ₹ 2,20.81 crore being the Grants-in-Aid for Central Road Fund.

(b) It includes ₹ 7,72.00 crore of Grants-in-Aid for State Disaster Response Fund..

(c) It includes ₹ 11,32.28 crore of Block grants (Grants for Externally Aided Project) (Ref. Statement No.14)

**3 - STATEMENT OF RECEIPTS**  
**I - CONSOLIDATED FUND**

	<b>III CAPITAL, PUBLIC DEBT AND OTHER RECEIPTS</b>	<b>(In crore of ₹) Actuals</b>	
	<b>Description</b>	<b>2020-2021</b>	<b>2019-2020</b>
<b>D.</b>	<b>Capital Receipts</b>		
	Disinvestment proceeds	---	---
	Others	---	---
	<b>TOTAL - D</b>	<b>---</b>	<b>---</b>
<b>E.</b>	<b>Public Debt</b>		
	<b>Internal Debt</b>		
	Market Loans	1,50,30.00	1,29,06.00
	Loans from Financial Institutions	13,52.36	12,37.29
	<b>Loans and Advances from Central Government</b>		
	Other Loans for State/Union Territory with Legislature Schemes	15,57.82	1,06.34
	<b>TOTAL - E</b>	<b>1,79,40.18</b>	<b>1,42,49.63</b>
<b>F.</b>	<b>Loans and Advances by State Government (Recoveries)<sup>1</sup></b>	<b>2.56</b>	<b>7.98</b>
	<b>Total - Receipts in Consolidated Fund <sup>2</sup> (A+B+C+D+E+F+G)</b>	<b>8,28,44.93</b>	<b>7,87,52.69</b>

1. Details are in Statement 7 in Volume I.

2. Details are in Statement 14, 17 and 18 in Volume II.

**4 - STATEMENT OF EXPENDITURE  
(CONSOLIDATED FUND)**

**A. EXPENDITURE BY FUNCTION**

(In crore of ₹)

	Description	Revenue	Capital	L&A/PD/ CF	Total
<b>A.</b>	<b>GENERAL SERVICES</b>				
<b>A.1</b>	<b>Organs of State</b>				
	Parliament/State/Union Territory Legislatures	59.02	---	---	59.02
	President, Vice President/ Governor, Administrator of Union Territories	7.27	---	---	7.27
	Council of Ministers	5.41	---	---	5.41
	Administration of Justice	3,45.48	---	---	3,45.48
	Elections	3,48.26	---	---	3,48.26
<b>A.2</b>	<b>Fiscal Services</b>				
	Land Revenue	3,37.69	---	---	3,37.69
	Stamps and Registration	50.75	---	---	50.75
	State Excise	51.97	---	---	51.97
	Taxes on Sales, Trades <i>etc.</i>	3,26.98	---	---	3,26.98
	Taxes on Vehicles	49.65	---	---	49.65
	Other Taxes and Duties on Commodities and Services	4.59	---	---	4.59
	Other Fiscal Services	1.83	---	---	1.83
<b>A.3</b>	<b>Interest payment and servicing of Debt</b>				
	Appropriation for reduction or avoidance of Debt	1,00.00	---	---	1,00.00
	Interest Payments	51,99.18	---	---	51,99.18
<b>A.4</b>	<b>Administrative Services</b>				
	Public Service Commission	14.56	---	---	14.56
	Secretariat-General Services	13,41.46	---	---	13,41.46
	District Administration	1,95.40	---	---	1,95.40
	Treasury and Accounts Administration	86.99	---	---	86.99
	Police	41,01.62	(-)4.99	---	40,96.63
	Jails	71.06	---	---	71.06
	Stationery and Printing	33.86	---	---	33.86
	Public Works	2,96.88	3,04.09	---	6,00.97
	Other Administrative Services	(-)2,85.81	2,19.35	---	-66.46
<b>A.5</b>	<b>Pensions and Miscellaneous General Services</b>				
	Pensions and Other Retirement Benefits	1,03,29.01	---	---	1,30,29.01
	Miscellaneous General Services	(-)1,80.77	---	---	(-)1,80.77
	<b>Total - GENERAL SERVICES</b>	<b>2,28,92.34</b>	<b>5,18.45</b>	<b>---</b>	<b>2,34,10.79</b>
<b>B.</b>	<b>SOCIAL SERVICES</b>				
<b>B.1</b>	<b>Education, Sports, Art and Culture</b>				
	General Education	1,59,51.20	72.39	---	1,60,23.59
	Technical Education	1,89.30	---	---	1,89.30
	Sports and Youth Services	99.83	---	---	99.83
	Art and Culture	97.67	---	---	97.67
<b>B.2</b>	<b>Health and Family Welfare</b>				
	Medical and Public Health	53,95.51	5,21.32	---	59,16.83
	Family Welfare	3,32.77	---	---	3,32.77
<b>B.3</b>	<b>Water Supply, Sanitation, Housing and Urban Development</b>				
	Water Supply and Sanitation	5,99.45	15,45.62	---	21,45.07
	Housing	16,88.74	28.44	---	17,17.18
	Urban Development	9,08.49	1,43.39	---	10,51.88

**4 - STATEMENT OF EXPENDITURE  
(CONSOLIDATED FUND)**

(In crore of ₹)

	Description	Revenue	Capital	L&A/PD/ CF	Total
<b>B.4</b>	<b>Information and Broadcasting</b>				
	Information and Publicity	90.09	---	---	90.09
<b>B.5</b>	<b>Welfare of Schedule Castes, Schedule Tribes and Other Backward Classes</b>				
	Welfare of Scheduled Castes, Scheduled Tribes, Other Backward Classes and Minorities	6,22.45	31.21	---	6,53.66
<b>B.6</b>	<b>Labour and Labour Welfare</b>				
	Labour, Employment and Skill Development	1,36.28	---	---	1,36.28
<b>B.7</b>	<b>Social Welfare and Nutrition</b>				
	Social Security and Welfare	15,56.90	---	---	15,56.90
	Nutrition	7,23.15	---	---	7,23.15
	Relief on Account of Natural Calamities	6,20.32	---	---	6,20.32
<b>B.8</b>	<b>Others</b>				
	Other Social Services	1.88	11.97	---	13.85
	<b>Total - SOCIAL SERVICES</b>	<b>2,90,14.03</b>	<b>23,54.34</b>	<b>---</b>	<b>3,13,68.37</b>
<b>C.</b>	<b>ECONOMIC SERVICES</b>				
<b>C.1</b>	<b>Agriculture and Allied Activities</b>				
	Crop Husbandry	10,99.64	1,80.68	---	12,80.32
	Soil and Water Conservation	2,60.16	51.58	---	3,11.74
	Animal Husbandry	3,30.73	14.19	---	3,44.92
	Dairy Development	31.35	0.60	---	31.95
	Fisheries	93.18	9.09	---	1,02.27
	Forestry and Wild Life	6,91.82	54.64	---	7,46.46
	Food Storage and Warehousing	5,66.49	0.17	---	5,66.66
	Agricultural Research and Education	3,56.10	---	---	3,56.10
	Co-operation	1,29.41	14.27	23.37	1,67.05
	Other Agricultural Programmes	43.76	---	---	43.76
<b>C.2</b>	<b>Rural Development</b>				
	Special Programmes for Rural Development	11,80.96	---	---	11,80.96
	Rural Employment	6,90.62	---	---	6,90.62
	Other Rural Development Programmes	17,57.96	---	---	17,57.96
<b>C.3</b>	<b>Special Areas Programmes</b>				
	North Eastern Areas	2.28	2,16.76	---	2,19.04
	Other Special Areas Programmes	1,49.11	56.19	---	2,05.30
<b>C.4</b>	<b>Irrigation and Flood Control</b>				
	Medium Irrigation	1,56.90	4.69	---	1,61.59
	Minor Irrigation	4,27.82	5,94.79	---	10,22.61
	Command Area Development	5.23	5.04	---	10.27
	Flood Control and Drainage	2,92.20	4,11.34	---	7,03.54
<b>C.5</b>	<b>Energy</b>				
	Power	13,50.25	2,95.40	35.03	16,80.68
	New and Renewable Energy	1.30	---	---	1.30
<b>C.6</b>	<b>Industry and Minerals</b>				
	Village and Small Industries	2,87.94	3.09	---	2,91.03
	Industries	55.45	---	---	55.45
	Non-ferrous Mining and Metallurgical Industries	12.61	0.17	---	12.78
	Other Outlays on Industries and Minerals	---	32.63	---	32.63
	Loans for Consumer Industries	---	---	29.40	29.40



---



---

**4 - STATEMENT OF EXPENDITURE  
(CONSOLIDATED FUND)**

---



---

(In crore of ₹)

	Description	Revenue	Capital	L&A/PD/ CF	Total
<b>C.7</b>	<b>Transport</b>				
	Roads and Bridges	10,93.47	75,05.29	---	85,98.76
	Road Transport	1,66.88	11.17	---	1,78.05
	Inland Water Transport	1,65.26	34.54	---	1,99.80
<b>C.9</b>	<b>Science Technology and Environment</b>				
	Other Scientific Research	23.02	9.19	---	32.21
<b>C.1</b>	<b>General Economic Services</b>				
	Secretariat-Economic Services	7,09.23	---	---	7,09.23
	Tourism	47.33	21.01	---	68.34
	Census Surveys and Statistics	37.88	---	---	37.88
	Civil Supplies	0.51	---	---	0.51
	General Financial and Trading Institutions	---	0.08	---	0.08
	Other General Economic Services	19.42	---	---	19.42
	<b>Total - ECONOMIC SERVICES</b>	<b>1,22,36.27</b>	<b>95,26.60</b>	<b>87.80</b>	<b>2,18,50.67</b>
<b>D.</b>	<b>GRANTS-IN-AID AND CONTRIBUTIONS</b>				
	Compensation & Assignments to Local Bodies & Panchayati Raj Institutions	3,76.95	---	---	3,76.95
	<b>Total - GRANTS-IN-AID AND CONTRIBUTIONS</b>	<b>3,76.95</b>	<b>---</b>	<b>---</b>	<b>3,76.95</b>
<b>E.</b>	<b>PUBLIC DEBT</b>				
	Internal Debt of the State Government			19,98.55	19,98.55
	Loans and Advances from the Central Government			1,49.43	1,49.43
	<b>Total - PUBLIC DEBT</b>			<b>21,47.98</b>	<b>21,47.98</b>
<b>F.</b>	<b>LOANS AND ADVANCES</b>				
	Loans to Government Servants <i>etc.</i>			---	---
	<b>Total - LOANS AND ADVANCES</b>			<b>---</b>	<b>---</b>
	<b>Total - CFS Expenditure</b>	<b>6,45,19.59</b>	<b>1,23,99.39</b>	<b>22,35.78</b>	<b>7,91,54.76</b>

#### 4 - STATEMENT OF EXPENDITURE (CONSOLIDATED FUND)

(In crore of ₹)

<b>B. EXPENDITURE BY NATURE</b>									
<b>Object of Expenditure</b>	<b>2020-2021</b>			<b>2019-2020</b>			<b>2018-2019</b>		
	<b>Rev</b>	<b>Cap</b>	<b>Total</b>	<b>Rev</b>	<b>Cap</b>	<b>Total</b>	<b>Rev</b>	<b>Cap</b>	<b>Total</b>
Salaries	2,43,35.58	---	2,43,35.58	2,43,31.01	0.01	2,43,31.02	2,35,11.91	0.11	2,35,12.01
Grants-in-aid-General (Non-Salary)	1,50,92.29	7,05.11	1,57,97.40	1,54,17.51	13,43.54	1,67,61.05	1,05,71.36	11,31.27	1,17,02.63
Pensions / Gratuity	1,03,29.01	---	1,03,29.01	96,09.02	---	96,09.02	81,12.26	---	81,12.26
Grants for Creation of Capital Assets	30,02.98	49,35.36	79,38.34	31,27.27	48,81.91	80,09.18	15,02.84	43,58.68	58,61.52
Major Works	3,86.56	66,73.28	70,59.84	3,45.62	61,39.42	64,85.04	5,45.34	47,62.79	53,08.13
Interest	51,99.18	---	51,99.18	44,38.87	---	44,38.87	38,44.37	---	38,44.37
Grants-in-aid-General (Salary)	24,67.51	---	24,67.51	26,77.56	---	26,77.56	26,65.82	---	26,65.82
Other Charges	11,60.46	17.79	11,78.25	19,26.87	19.91	19,46.78	15,46.94	42.63	15,89.57
Office Expenses	7,55.01	---	7,55.01	6,26.39	---	6,26.39	6,53.76	---	6,53.76
Maintenance	7,34.37	2.06	7,36.43	6,15.36	0.84	6,16.20	5,57.19	0.77	5,57.96
Inter Account Transfer	6,43.50	---	6,43.50	5,59.00	---	5,59.00	5,32.00	---	5,32.00
Materials and Supplies	4,68.79	0.09	4,68.88	5,16.66	0.33	5,16.99	3,83.64	3.49	3,87.13
Subsidy	19,66.15	---	19,66.15	9,96.15	---	9,96.15	13,23.80	---	13,23.80
Wages	4,24.00	---	4,24.00	4,29.31	---	4,29.31	4,39.54	---	4,39.54
Payment for Professionals & Special Services	3,35.49	0.37	3,35.86	3,44.27	0.75	3,45.02	4,45.79	---	4,45.79
Minor Works	1,74.20	80.74	2,54.94	1,08.94	1,54.50	2,63.44	1,03.61	1,20.01	2,23.62
Scholarships and Stipend	2,62.19	---	2,62.19	1,92.94	---	1,92.94	1,88.93	---	1,88.93
Machinery and Equipment / Tools and Plants	1,21.90	43.36	1,65.26	89.00	96.09	1,85.09	1,29.57	50.69	1,80.26
Deployment	1,56.71	---	1,56.71	1,40.06	---	1,40.06	1,82.84	---	1,82.84
Investment	---	3.32	3.32	---	27.68	27.68	---	84.31	84.31
Travel Expenses	62.71	---	62.71	49.49	---	49.49	69.96	---	69.96
Advertising, Sales and Publicity Expenses	36.66	---	36.66	45.94	---	45.94	53.22	---	53.22
Motor Vehicles	32.55	---	32.55	35.91	8.12	44.03	36.73	0.64	37.37
Rent, Rate and Taxes/ Royalty	26.68	---	26.68	25.89	---	25.89	27.57	---	27.57
Secret Service Expenditure	12.21	---	12.21	30.84	---	30.84	18.76	---	18.76
Others	19,78.94	28.22	20,07.16	19,30.44	6,50.38	25,80.82	11,61.32	4,79.48	16,40.80
Deduct Entries	(-)56,46.04	(-)90.31	(-)57,36.35	(-)27,93.04	(-)1,38.06	(-)29,31.10	(-)17,10.07	(-)0.79	(-)17,10.86
<b>Total -</b>	<b>6,45,19.59</b>	<b>1,23,99.39</b>	<b>7,69,18.98*</b>	<b>6,58,17.28</b>	<b>1,31,85.42</b>	<b>7,90,02.70</b>	<b>5,68,99.00</b>	<b>1,10,34.08</b>	<b>6,79,33.08</b>

\* It excludes ₹ 22,35.78 crore of Loans and Advances (₹ 87.80 crore), Public Debt (₹ 21,47.98 crore).

### 5 - STATEMENT OF PROGRESSIVE CAPITAL EXPENDITURE

Major Description Head	1 Expenditure during 2019-2020	2 Progressive Expenditure upto 2019-2020	3 Expenditure during 2020-2021	4 Progressive Expenditure upto 2020-2021	5 Increase (+)/ Decrease (-) in percentage
	(In crore of ₹)				
<b>A. CAPITAL ACCOUNT OF GENERAL SERVICES</b>					
4047 Capital Outlay on Other Fiscal Services	---	23.00	---	23.00	---
4055 Capital Outlay on Police	19.82	3,14.94	(-)4.99	3,09.95	(-)2
4058 Capital Outlay on Stationery and Printing	1.11	3.06	---	3.06	---
4059 Capital Outlay on Public Works	2,46.97	18,49.78	3,04.09	21,53.87	(+)16
4070 Capital Outlay on Other Administrative Services	2,38.84	3,06.35	2,19.35	5,25.70	(+)72
<b>Total - A. CAPITAL ACCOUNT OF GENERAL SERVICES</b>	<b>5,06.74</b>	<b>24,97.13</b>	<b>5,18.45</b>	<b>30,15.58</b>	<b>(+)21</b>
<b>B. CAPITAL ACCOUNT OF SOCIAL SERVICES</b>					
<i>(a) Capital Account of Education, Sports, Art and Culture</i>					
4202 Capital Outlay on Education, Sports, Art and Culture	1,66.04	4,24.25	72.39	4,96.64	(+)17
<b>Total - (a) Capital Account of Education, Sports, Art and Culture</b>	<b>1,66.04</b>	<b>4,24.25</b>	<b>72.39</b>	<b>4,96.64</b>	<b>(+)17</b>
<i>(b) Capital Account of Health and Family Welfare</i>					
4210 Capital Outlay on Medical and Public Health	4,87.36	14,93.56	5,21.32	20,14.88	(+)35
4211 Capital Outlay on Family Welfare	---	19.59	---	19.59	---
<b>Total - (b) Capital Account of Health and Family Welfare</b>	<b>4,87.36</b>	<b>15,13.15</b>	<b>5,21.32</b>	<b>20,34.47</b>	<b>(+)34</b>
<i>(c) Capital Account of Water Supply, Sanitation, Housing and Urban Development</i>					
4215 Capital Outlay on Water Supply and Sanitation	6,35.55	76,12.18	15,45.62	91,57.80	(+)20
4216 Capital Outlay on Housing	34.33	4,41.68	28.43	4,70.11	(+)6
4217 Capital Outlay on Urban Development	2,93.44	21,65.54	1,43.40	23,08.94	(+)7
<b>Total - (c) Capital Account of Water Supply, Sanitation, Housing and Urban Development</b>	<b>9,63.32</b>	<b>1,02,19.40</b>	<b>17,17.45</b>	<b>1,19,36.85</b>	<b>(+)17</b>

## 5 - STATEMENT OF PROGRESSIVE CAPITAL EXPENDITURE

Major Description Head	1 Expenditure during 2019-2020	2 Progressive Expenditure upto 2019-2020	3 Expenditure during 2020-2021	4 Progressive Expenditure upto 2020-2021	5 Increase (+)/ Decrease (-) in percentage
	(In crore of ₹)				
<b>B. CAPITAL ACCOUNT OF SOCIAL SERVICES – Concl'd.</b>					
<i>(d) Capital Account of Information and Broadcasting</i>					
4220 Capital Outlay on Information and Publicity	---	0.15	---	0.15	---
<b>Total - (d) Capital Account of Information and Broadcasting</b>	---	<b>0.15</b>	---	<b>0.15</b>	---
<i>(e) Capital Account of Welfare of Scheduled Castes, Scheduled Tribes and Other Backward Classes</i>					
4225 Capital Outlay on Welfare of Scheduled Caste, Scheduled Tribes, Other Backward Classes & Minorities	48.74	78.56	31.21	1,09.77	(+)40
<b>Total - (e) Capital Account of Welfare of Scheduled Castes, Scheduled Tribes and other Backward Classes</b>	<b>48.74</b>	<b>78.56</b>	<b>31.21</b>	<b>1,09.77</b>	<b>(+)40</b>
<i>(g) Capital Account of Social Welfare and Nutrition</i>					
4235 Capital Outlay on Social Security and Welfare	---	8.42	---	8.42	---
4236 Capital outlay on Nutrition	---	0.47	---	0.47	---
<b>Total - (g) Capital Account of Social Welfare and Nutrition</b>	---	<b>8.89</b>	---	<b>8.89</b>	---
<i>(h) Capital Account of Other Social Services</i>					
4250 Capital Outlay on Other Social Services	18.18	49.93	11.97	61.90	(+)24
<b>Total - (h) Capital Account of Other Social Services</b>	<b>18.18</b>	<b>49.93</b>	<b>11.97</b>	<b>61.90</b>	<b>(+)24</b>
<b>Total - B. CAPITAL ACCOUNT OF SOCIAL SERVICES</b>	<b>16,83.64</b>	<b>1,22,94.33</b>	<b>23,54.34</b>	<b>1,46,48.67</b>	<b>(+)19</b>

### 5 - STATEMENT OF PROGRESSIVE CAPITAL EXPENDITURE

Major Description Head	1 Expenditure during 2019-2020	2 Progressive Expenditure upto 2019-2020	3 Expenditure during 2020-2021	4 Progressive Expenditure upto 2020-2021	5 Increase (+)/ Decrease (-) in percentage
(In crore of ₹)					
C. CAPITAL ACCOUNT OF ECONOMIC SERVICES					
(a) Capital Account of Agriculture and Allied Activities					
4401 Capital Outlay on Crop Husbandry	48.91	2,34.23	1,80.68	4,14.91	(+)77
4402 Capital Outlay on Soil and Water Conservation	39.63	2,24.03	51.58	2,75.61	(+)23
4403 Capital Outlay on Animal Husbandry	24.94	1,84.67	14.19	1,98.86	(+) 8
4404 Capital Outlay on Dairy Development	0.75	7.98	0.60	8.58	(+) 8
4405 Capital Outlay on Fisheries	24.52	99.09	9.09	1,08.18	(+) 9
4406 Capital Outlay on Forestry and Wild Life	47.18	1,17.06	54.64	1,71.70	(+)47
4407 Capital Outlay on Plantations	---	5.65	---	5.65	---
4408 Capital Outlay on Food Storage and Warehousing	6.63	45.42	0.17	45.59	---
4415 Capital Outlay on Agricultural Research and Education	---	0.65	---	0.65	---
4416 Investments in Agricultural Financial Institution	---	1.00	---	1.00	---
4425 Capital Outlay on Co-operation	2.84	1,32.93	14.27	1,47.20	(+)11
Total - (a) Capital Account of Agriculture and Allied Activities	1,95.40	10,52.71	3,25.22	13,77.93	(+)31
(b) Capital Account of Rural Development					
4515 Capital Outlay on Other Rural Development Programmes	---	0.19	---	0.19	---
Total - (b) Capital Account of Rural Development	---	0.19	---	0.19	---
(c) Capital Account of Special Areas Programme					
4551 Capital Outlay on Hill Areas	---	0.25	---	0.25	---
4552 Capital Outlay on North Eastern Areas	4,20.18	62,15.06	2,16.76	64,31.82	(+) 3
4575 Capital Outlay on Other Special Areas Programmes	72.97	1,63.49	56.19	2,19.68	(+)34
Total - (c) Capital Account of Special Areas Programme	4,93.15	63,78.80	2,72.95	66,51.75	(+) 4

### 5 - STATEMENT OF PROGRESSIVE CAPITAL EXPENDITURE

Major Description Head	1 Expenditure during 2019-2020	2 Progressive Expenditure upto 2019-2020	3 Expenditure during 2020-2021	4 Progressive Expenditure upto 2020-2021	5 Increase (+)/ Decrease (-) in percentage
(In crore of ₹)					
<b>C. CAPITAL ACCOUNT OF ECONOMIC SERVICES – Contd.</b>					
<i>(d) Capital Account of Irrigation and Flood Control</i>					
4701 Capital Outlay on Medium Irrigation	3.81	13,56.83	4.69	13,61.52	---
4702 Capital Outlay on Minor Irrigation	8,82.75	81,94.91	5,94.79	87,89.70	(+ )7
4705 Capital Outlay on Command Area Development	21.87	1,66.24	5.04	1,71.28	(+ )3
4711 Capital Outlay on Flood Control Projects	7,32.94	54,05.42	4,11.34	58,16.76	(+ )8
<b>Total - (d) Capital Account of Irrigation and Flood Control</b>	<b>16,41.37</b>	<b>1,51,23.40</b>	<b>10,15.86</b>	<b>1,61,39.26</b>	<b>(+ )7</b>
<i>(e) Capital Account of Energy</i>					
4801 Capital Outlay on Power Projects	1,12.37	60,35.48	2,95.40	63,30.88	(+ )5
4802 Capital Outlay on Petroleum	---	1.00	---	1.00	---
4810 Capital Outlay on New and Renewable Energy	---	---	---	---	---
<b>Total - (e) Capital Account of Energy</b>	<b>1,12.37</b>	<b>60,36.48</b>	<b>2,95.40</b>	<b>63,31.88</b>	<b>(+ )5</b>
<i>(f) Capital Account of Industry and Minerals</i>					
4851 Capital Outlay on Village and Small Industries	8.96	1,25.84	3.09	1,28.93	(+ )2
4853 Capital Outlay on Non-ferrous Mining and Metallurgical Industries	1.03	21.23	0.17	21.40	(+ )1
4855 Capital Outlay on Fertilizer Industries	---	---	---	---	---
4857 Capital Outlay on Chemical and Pharmaceutical Industries	---	1.53	---	1.53	---
4858 Capital Outlay on Engineering Industries	---	0.60	---	0.60	---
4859 Capital Outlay on Telecommunication and Electronics Industries	---	2,47.56	---	2,47.56	---
4860 Capital Outlay on Consumer Industries	---	7.61	---	7.61	---
4875 Capital Outlay on Other Industries	---	0.05	---	0.05	---
4885 Other Capital Outlay on Industries and Minerals	61.81	9,51.93	32.63	9,84.56	(+ )3
<b>Total - (f) Capital Account of Industry and Minerals</b>	<b>71.80</b>	<b>13,56.35</b>	<b>35.89</b>	<b>13,92.24</b>	<b>(+ )3</b>

### 5 - STATEMENT OF PROGRESSIVE CAPITAL EXPENDITURE

Major Description Head	1 Expenditure during 2019-2020	2 Progressive Expenditure upto 2019-2020	3 Expenditure during 2020-2021	4 Progressive Expenditure upto 2020-2021	5 Increase (+)/ Decrease (-) in percentage
(In crore of ₹)					
<b>C. CAPITAL ACCOUNT OF ECONOMIC SERVICES – Concl'd.</b>					
<i>(g) Capital Account of Transport</i>					
5051 Capital Outlay on Ports and Light Houses	---	0.02	---	0.02	---
5054 Capital Outlay on Roads and Bridges	83,73.57	2,67,00.25	75,05.29	3,42,05.54	(+)28
5055 Capital Outlay on Road Transport	80.09	11,83.84	11.17	11,95.01	(+)1
5056 Capital Outlay on Inland and Water Transport	5.32	34.45	34.54	68.99	(+)100
<b>Total - (g) Capital Account of Transport</b>	<b>84,58.98</b>	<b>2,79,18.56</b>	<b>75,51.00</b>	<b>3,54,69.56</b>	<b>(+)27</b>
<i>(h) Capital Account of Communication</i>					
5275 Capital Outlay on Other Communication Services	---	0.01	---	0.01	---
<b>Total - (h) Capital Account of Communication</b>	<b>---</b>	<b>0.01</b>	<b>---</b>	<b>0.01</b>	<b>---</b>
<i>(i) Capital Account of Science Technology and Environment</i>					
5425 Capital Outlay on Other Scientific and Environmental Research	3.52	8.24	9.19	17.43	(+)112
<b>Total - (i) Capital Account of Science Technology and Environment</b>	<b>3.52</b>	<b>8.24</b>	<b>9.19</b>	<b>17.43</b>	<b>(+)112</b>
<i>(j) Capital Account of General Economic Services</i>					
5452 Capital Outlay on Tourism	18.45	2,39.06	21.01	2,60.07	(+)9
5465 Investments in General Financial and Trading Institutions	---	11.44	0.08	11.52	(+)1
5475 Capital Outlay on Other General Economic Services	---	1.60	---	1.60	---
<b>Total - (j) Capital Account of General Economic Services</b>	<b>18.45</b>	<b>2,52.10</b>	<b>21.09</b>	<b>2,73.19</b>	<b>(+)8</b>
<b>Total - C. CAPITAL ACCOUNT OF ECONOMIC SERVICES</b>	<b>1,09,95.04</b>	<b>5,81,26.84</b>	<b>95,26.60</b>	<b>6,76,53.44</b>	<b>(+)16</b>
<b>Grand Total -</b>	<b>1,31,85.42</b>	<b>7,29,18.30</b>	<b>1,23,99.39</b>	<b>8,53,17.69</b>	<b>(+)17</b>

---

---

## 5 - STATEMENT OF PROGRESSIVE CAPITAL EXPENDITURE

---

---

### EXPLANATORY NOTES

1. Investment:-In 2020-2021 Government invested ₹ 3.32 crore in co-operative societies (₹ 3.32 crore).The total investments of Government in the share capital of different concerns at the end of 2018-19, 2019-20 and 2020-21 was ₹ 26,09.44 crore, ₹ 26,37.12 crore and ₹ 26,40.44 crore respectively. Dividend received during these years therefrom was ₹ 153.24 crore (5.87 *per cent*) and ₹ 30.64 crore (1.16 *per cent*) and ₹ 481.89 crore (18.25 *per cent*). Further details are given in Statement No.8 and 19.
2. The financial results of the working of the departmentally managed Government commercial undertakings as disclosed by the latest available proforma mentioned against each, have been shown in the Finance Accounts for the year 1978-79. Proforma Accounts of the subsequent year/years have not been received.



## 6 - STATEMENT OF BORROWINGS AND OTHER LIABILITIES

### (i) Statement of Public Debt & Other Liabilities <sup>1</sup>

Nature of borrowings	Balance as on 1 April 2020	Receipts during the year	Repayment during the year	Balance as on 31 March 2021	Per Cent of Net Increase(+) or Decrease(-)	s per cent of total liabilities
( In crore of ₹ )						
<b>A. Public Debt</b>						
<b>6003 Internal Debt of the State Government</b>						
Market Loans	4,15,51.01	1,50,30.00	8,00.00	5,57,81.01	(+)34	63.10
Loans from Life Insurance Corporation of India	---	---	0.02	(-)0.02	(-) 100	---
Loans from General Insurance Corporation of India	---	---	0.64	(-)0.64	(-)100	---
Loans from the National Bank for Agricultural and Rural Development	38,48.10	13,52.35	4,38.41	47,62.04	(+)24	5.39
Loans from National Co-operative Development Corporation	31.54	---	4.51	27.03*	(-)14	0.03
Special Securities issued to National Small Savings Fund of the Central Government	71,99.62	---	7,54.97	64,44.65	(-)10	7.29
<b>6004 Loans and Advances from the Central Government</b>						
Non-Plan Loans	87.38	---	---	87.38	---	0.10
Loans for Central Plan Schemes	0.08	---	---	0.08	---	---
Loans for Special Schemes	61.57	---	---	61.57	---	0.07
Pre-1984-85 Loans	0.24	---	---	0.24	---	---
Other Loans for States/Union Territory with Legislature Schemes	11,21.02	15,57.82 <sup>#</sup>	1,49.43	25,29.41	(+)126	2.86
<b>Total - Public Debt</b>	<b>5,39,00.56</b>	<b>1,79,40.17</b>	<b>21,47.98</b>	<b>6,96,92.75</b>	<b>(+)29</b>	<b>78.84</b>

\* The current year balance reduced by 0.01 crore for agreement with the details statement.

# It includes Back to Back Loans to State in lieu of GST Compensation Shortfall (₹ 9,94,00.00 lakh).

## 6 - STATEMENT OF BORROWINGS AND OTHER LIABILITIES

### (i) Statement of Public Debt & Other Liabilities <sup>1</sup>

Nature of borrowings	Balance as on 1 April 2020	Receipts during the year	Repayment during the year	Balance as on 31 March 2021	Per Cent of Net Increase(+) or Decrease(-)	As per cent of total liabilities
( In crore of ₹ )						
<b>B. Other Liabilities</b>						
<b>Public Accounts</b>						
Small Savings, Provident Funds, <i>etc.</i>	1,31,56.52	23,10.41	14,21.56	1,40,45.37	(+) 7	15.89
Reserve Funds Bearing Interest	12,86.04	6,43.50	6,00.30	13,29.24	(+) 3	1.50
Reserve Funds Not Bearing Interest	14.46	12,16.00	12,16.00	14.46	---	0.02
Deposits Bearing Interest	3,60.34	18,01.02	18,20.85	3,40.51	(-) 6	0.39
Deposits Not Bearing Interest	35,38.60	36,50.82	42,09.96	29,79.46	(-)16	3.37
<b>Total - Other Liabilities</b>	<b>1,83,55.96</b>	<b>96,21.75</b>	<b>92,68.67</b>	<b>1,87,09.04</b>	<b>(+) 2</b>	<b>21.16</b>
<b>Total - Public Debt &amp; Other Liabilities</b>	<b>7,22,56.52</b>	<b>2,75,61.92</b>	<b>1,14,16.65</b>	<b>8,84,01.79</b>	<b>(+)22</b>	<b>100.00</b>

1. Detailed Account is in Statement 17 and 21. For details on amortization arrangements, service of debt *etc.* explanatory notes to this statement at pages 25 to 27 may be seen.

---



---

## 6 - STATEMENT OF BORROWINGS AND OTHER LIABILITIES

---



---

### Explanatory Notes to Statement 6

**1. Amortisation arrangements-** Arrangements for amortisation of loans raised from the open market are made in accordance with the announcements made at the time of floating the loans. The following arrangements have been made for amortisation of loans raised from the open market.

1.1 Depreciation Fund-In the case of loans raised from open market up to 1968-69, a sum equal to 1.5 percent of the total nominal value of the loan is required to be paid out of revenue to a depreciation fund in each financial year. This fund is used for purchasing securities to facilitate repayment of the loans.

1.2 Sinking Fund-In respect of loans raised up to 1973-74 an annual contribution from revenue at such rates as the Government may decide from time to time is to be made to the Sinking Fund for amortisation of loans.

1.3 During the year 2020-2021 an amount of ₹ 479.79 crore was transferred to Sinking Fund for redemption of open market loans maturing from the year 2020-2021.

1.4 No contribution to the Depreciation Fund is being made from 1974-75 as per Government decision to arrange for repayment of loans from that year by raising of new loans.

1.5 The balances in these Funds, so far as they relate to market loans at the commencement and end of 2020-2021 are given below :-

Funds	Balance on 1 April 2020	Addition during the year	Withdrawal during the year	Balance on 31 March 2021
	<b>(In crore of ₹)</b>			
MH:8222-01- 101- Sinking Fund	43,08.56	4,79.79	8,00.00	39,88.35
<b>Total -</b>	<b>43,08.56</b>	<b>4,79.79</b>	<b>8,00.00</b>	<b>39,88.35</b>

Against the total accumulation in the Funds ₹ 39,81.12 crore were invested in the Government of India securities.

---



---

## 6 - STATEMENT OF BORROWINGS AND OTHER LIABILITIES

---



---

### Explanatory Notes to Statement No. 6 - Contd.

1.6 The following is an account of the Sinking Fund for amortisation of the Central Loans :-

Particulars	Balance on 1 April 2020 Contribution/interest	Addition during the year Interest	Withdrawal during the year (In crore of ₹)	Balance on 31 March 2021
Loans of ₹ 42.83 crore for Scheme under sharing of small Savings Collection (Balance on 31 March, 1983 ₹ 17.26 crore)	5.44			5.44
<b>Total -</b>	<b>5.44</b>			<b>5.44</b>

1.7 Government has not considered it necessary to make any arrangement for amortisation of the remaining Central Loans of ₹ 2678.68 crore received from the Government of India which are repayable in instalments. Provisions of the amount required for their repayment is made in the Budget from year to year.

**2. Loans from Small Saving Fund** - Loans out of the collection in the 'Small Savings Schemes' and 'Public Provident Fund' in the Post offices are being shared between the State Government and the Central Government in the ratio of 3:1. A separate fund viz. 'National Small Savings Fund' was created in 1999-2000 for the purpose of release of loans out of Small Savings collections. No loans received during 2020-2021 and ₹.754.97 crore was repaid during the year. The balance outstanding at the end of the year was ₹ 64,44.65 crore which was 9.25 per cent of the total Public Debt of the State Government as on 31 March 2021.

**3.Loans from the Government of India, Market Loans etc.** - During 2020-2021 the State Government received loans amounting to ₹ 15,57.82 crore on account of Other loans for State/Union Territory with Legislature Schemes. The details of the loan taken by the State Government from the Government of India are given in Annexure to Statement No.17.

**4.Market loans** :- This covers long-terms loans raised from the open market. During 2020-2021, 28 (twenty eight) new loans of ₹ 500.00, 500.00, 600.00, 600.00, 600.00, 500.00, 500.00, 500.00, 500.00, 500.00, 500.00, 600.00, 500.00, 500.00, 1000.00, 500.00, 630.00, 500.00, 500.00, 500.00, 500.00, 500.00, 500.00, 500.00, 500.00, 500.00, 500.00 & 500.00 crore bearing 8.00, 6.55, 6.55, 6.80, 6.90, 6.91, 6.56, 6.48, 6.60, 6.64, 6.62, 6.60, 6.98, 7.07, 7.24, 7.17, 6.85, 4.50, 5.47, 5.24, 6.05, 6.04, 5.32, 5.32, 6.19, 6.21, 6.43 & 6.70 per cent interest per annum were raised. These are redeemable at par in 2023, 2024, 2025, 2026, 2027, 2030 and 2031.

## 6 - STATEMENT OF BORROWINGS AND OTHER LIABILITIES

### Explanatory Notes to Statement 6 - Concl'd.

#### 5. Service of Debts

Interest on debt and other obligations: - The outstanding gross debt and other obligations and the total net amount of interest charges met from revenue during 2019-2020 and 2020-2021 were as shown below :-

	2020-2021	2019-2020	Net increase(+) or decrease(-) during the year
	(In crore of ₹)		
<b>(i) Gross Debt and Other obligations outstanding at the end of the year</b>			
(a) Public Debt and Small Savings, Provident Fund <i>etc.</i>	8,37,38.12	6,70,57.08	(+)1,66,81.04
(b) Other Obligations	46,63.67	51,99.44	(-)5,35.77
<b>Total (i)</b>	<b>8,84,01.79</b>	<b>7,22,56.52</b>	<b>(+)1,61,45.27</b>
<b>(ii) Interest paid by Government</b>			
(a) Public Debt and Small Savings, Provident	51,99.18	44,38.87	(+)7,60.31
<b>Total (ii)</b>	<b>51,99.18</b>	<b>44,38.87</b>	<b>(+)7,60.31</b>
<b>(iii) Deduct</b>			
(a) Interest received on loans and advances given by Government	1,67.20	2,84.00	(-)1,16.80
(b) Interest realised on investment of cash balance	68.66	3,82.86	(-)3,14.20
<b>Total (iii)</b>	<b>2,35.86</b>	<b>6,66.86</b>	<b>(-)4,31.00</b>
<b>(iv) Net interest charges</b>	<b>49,63.32</b>	<b>37,72.01</b>	<b>(+)11,91.31</b>
(v) Percentage of gross interest (item (ii)) to total revenue receipts	8.01	6.88	(+)3.34
(vi) Percentage of net interest (item (iv)) to total revenue receipts	7.65	5.85	(+)3.91

There was in addition certain other receipts and adjustments totaling ₹ 0.0023 crores such as interest received from commercial departments, interest on arrears of revenue and interest on "Miscellaneous" account. If these are also deducted, the net burden of interest on the revenue would be ₹ 4963.32 crores which works out to 7.65 percent of the revenue.

The Government also received ₹ 481.89 crores during the year as dividend on investments in various undertakings.

#### 6. Appropriation for reduction or avoidance of Debt.

(i) Contribution to Sinking Funds	1,00.00	2,80.04	(-)1,80.04
(ii) Other Appropriation	---	---	---
<b>Total -</b>	<b>1,00.00</b>	<b>2,80.04</b>	<b>(-)1,80.04</b>

No law under Article 293 (1) of the Constitution has been passed by the State Legislature laying down the limit within which the Government may borrow on the security of the Consolidated Fund of the state.

---

**7 - STATEMENT OF LOANS AND ADVANCES GIVEN BY THE GOVERNMENT**


---

*Section 1 : Summary of Loans and Advances : Loanee group wise*

(In crore of ₹)

Loanee Group	Balance on 1 April 2020	Disbursements during the year	Repayments during the year	Write-off of irrecoverable loans and advances	Balance on 31 March 2021 (2+3) – (4+5)	Net Increase (+) /Decrease (-) during the year (2-6)	Interest Payment in arrears
1	2	3	4	5	6	7	8
Government Companies	54,36.59	64.43	0.21	---	55,00.81	(+)64.22	16,35.84
Statutory Corporations	95.58	---	---	---	95.58	---	5.35
Local Bodies	3,26.68	---	---	---	3,26.68	---	55.82
Autonomous Bodies	51.43	---	---	---	51.43	---	---
Co-operative Institutions	51.67	23.37	0.06	---	74.98	(+)23.31	---
Non-Government/ Private Institutions	15.88	---	---	---	15.88	---	---
Government Servant	79.17	---	2.29	---	76.88	(-)2.29	---
<b>Total</b>	<b>60,57.00</b>	<b>87.80</b>	<b>2.56</b>	---	<b>61,42.24</b>	<b>(+)85.24</b>	<b>16,97.01</b>

## 7 - STATEMENT OF LOANS AND ADVANCES GIVEN BY THE GOVERNMENT

Following are the cases of a loan having been sanctioned as 'loan in perpetuity':

(In crore of ₹)

Sl. No.	Loanee Entity	Year of Sanction	Sanction Order No.	Amount	Rate of Interest
1	2	3	4	5	6
*	*	*	*	*	*

\* No information made available by the State Government.

### Section 2 : Summary of Loans and Advances : Sector-wise

(In crore of ₹)

Sector	Balance on 1 April 2020	Disbursements during the year	Repayments during the year	Write-off of irrecoverable loans and advances	Balance on 31 March 2021 (2+3) – (4+5)	Net Increase (+)/ Decrease (-) during the year (2-6)	Interest Payment in arrears
1	2	3	4	5	6	7	8
General Services	---	---	---	---	---	---	---
Social Services	3,75.45	---	---	---	3,75.45	---	61.87
Economic Services	56,00.85	87.80	0.27	---	56,88.38	(+)87.53	16,35.14
Government Servant	79.17	---	2.29	---	76.88	(-)2.29	---
Miscellaneous Loans	1.53	---	---	---	1.53	---	---
<b>Total</b>	<b>60,57.00</b>	<b>87.80</b>	<b>2.56</b>	<b>---</b>	<b>61,42.24</b>	<b>(+)85.24</b>	<b>16,97.01</b>

**Note :** For details, refer Section 1 of Detailed Statement of Loans and Advances made by the State Government.

---

**7 - STATEMENT OF LOANS AND ADVANCES GIVEN BY THE GOVERNMENT**


---

*Section 3 : Summary of repayments in arrears group wise*

(In crore of ₹)

Loanee Group	Amount of arrears as on 31 March 2021			Earliest period to which arrears relate	Total loans outstanding against the entity on 31 March 2021
	Principal	Interest	Total		
1	2	3	4	5	6
Government Companies	54,36.59	16,35.84	70,72.43	---	70,72.43
Statutory Corporations	95.58	5.35	1,00.93	---	1,00.93
Co-operative Institutions (Societies/Banks)	51.67	---	51.67	---	51.67
Local Bodies	3,26.68	55.82	3,82.50	---	3,82.50
Autonomous Bodies	51.43	---	51.43	---	51.43
<b>Total</b>	<b>59,61.95</b>	<b>16,97.01</b>	<b>76,58.96</b>	<b>---</b>	<b>76,58.96</b>



---



---

**8 - STATEMENT OF INVESTMENTS OF THE GOVERNMENT**


---



---

**COMPARATIVE SUMMARY OF GOVERNMENT INVESTMENT IN THE SHARE CAPITAL AND DEBENTURE OF  
DIFFERENT CONCERNS FOR 2019-20 AND 2020-21**

Name of the concerns	(In crore of ₹)					
	2020-2021			2019-2020		
	Number of concerns	Investment at the end of the year	Dividend/Interest received during the year	Number of concerns	Investment at the end of the year	Dividend/Interest received during the year
1. Statutory Corporations	4	21,59.58		4	21,59.58	
2. Banks*	2	21.76		2	21.76	
3. Government Companies	24	1,76.91		24	1,76.92	
4. Joint Stock Companies	17	1,69.03		17	1,69.03	
5. Co-operatives	19	1,13.16		18	1,09.83	
<b>Total -</b>	<b>66</b>	<b>26,40.44</b>	<b>4,81.89 (a)</b>	<b>65</b>	<b>26,37.12</b>	<b>30.64 (a)</b>

\* It includes the Rural Bank and Urban and Industrial Co-operative Bank at Sl. No.64 and 65 of Statement No. 19 at page 461.

(a) The detailed break-up of the dividend credited to Government Account has not been intimated, as such could not be shown against any particular group of investment.

---

**9 - STATEMENT OF GUARANTEES GIVEN BY THE GOVERNMENT\***


---

Guarantees given by the State Government for repayment of loans, etc. raised by Statutory Corporations, Government Companies, Local Bodies and Other Institutions during the year and sums guaranteed outstanding on 31 March 2021 in various sectors are shown below :

**Sector-wise disclosure for Guarantees :**
**(In crore of ₹)**

Sector **	Maximum amount guaranteed	Outstanding at the beginning of the year (2020-21)		Additions during the year (2020-21)	Deletions (other than invoked) during the year (2020-21)	Invoked during the year (2020-21)		Outstanding at the end of the year (2020-21)		Guarantee Commission or fee		Other material details
		Principal	Interest			Discharged	Not Discharged	Principal	Interest	Receivable	Received	
1	2	3	4	5	6	7	8	9	10	11	12	13
Power	3,72.84	14.60	---	---	8.32	---	---	6.28	---	---	---	---
Co-Operative	74.79	2.14	4.12	---	---	---	---	2.14	4.13	---	---	---
Any Other	34.62	33.83	28.73	---	---	---	---	33.83	31.34	---	---	---
<b>Grand Total</b>	<b>4,82.25</b>	<b>50.57</b>	<b>32.85</b>	<b>---</b>	<b>8.32</b>	<b>---</b>	<b>---</b>	<b>42.25</b>	<b>35.47</b>	<b>---</b>	<b>---</b>	<b>---</b>

\* This disclosure statement is prepared based on information/data furnished by the State Government.

\*\* Number of guarantees issued not furnished by the State Government.

---

**10 - STATEMENT OF GRANTS-IN-AID GIVEN BY THE GOVERNMENT**


---

**(i) Grants-in-aid paid in cash**

Grantee Institutions	Grants released		Grants for creation of Capital Assets	
	2020-2021	2019-2020	2020-2021	2019-2020

(In crore of ₹)

**1. Panchayati Raj Institutions**

(i) Gram Panchayats	4.72.37	30,01.20	---	---
(ii) Panchayat Samities	---	---	---	---
(iii) Zilla Parishads	0.08	8.36	0.08	---
(iv) Others	2,10.03	33.22	---	8.28

**2. Urban Local Bodies**

(i) Municipal Corporations	47.49	70.85	---	---
(ii) Municipalities/Municipal Councils	2,70.09	4,38.53	14.24	1,32.37
(iii) Others	37.38	68.94	35.28	40.60

**3. Public Sector Undertakings**

(i) Government Companies	0.74	5.72	---	---
(ii) Statutory Corporation	56.70	28.70	---	---
(iii) Others	0.14	2.99	---	---

**4. Autonomous Bodies**

(i) Co-operative Institutions	0.45	1.05	---	---
(ii) Development Councils	1,69.97	12,07.21	---	73.57
(iii) Universities	21.16	40.90	0.45	7.00
(iv) Others	2.00	2.91	---	7.00

**5. Non-Government Organisation**

Others	14,39.52	12,15.52	---	---
--------	----------	----------	-----	-----

---

**10 - STATEMENT OF GRANTS-IN-AID GIVEN BY THE GOVERNMENT**


---

**(i) Grants-in-aid paid in cash**

Grantee Institutions	Grants released		Grants for creation of Capital Assets	
	2020-2021	2019-2020	2020-2021	2019-2020

(In crore of ₹)

**6. Non Government Educational Institutions**

Others	27.41	11.47	---	---
--------	-------	-------	-----	-----

**7. \* Others**

Others	2,09,80.21	1,80,32.66	78,88.29	77,40.36
--------	------------	------------	----------	----------

**TOTAL**

<b>2,37,35.74</b>	<b>2,47,70.23</b>	<b>79,38.34</b>	<b>80,09.18</b>
-------------------	-------------------	-----------------	-----------------

\* Out of Grants-in-aid of ₹ 2,37,35.74 crores given by various schemes, ₹ 2,09,80.21 crores (88.39 *per cent*) grouped under "Other" in absence of details of Grantee Institutions.

---

**10 - STATEMENT OF GRANTS-IN-AID GIVEN BY THE GOVERNMENT**


---

**(ii) Grants-in-aid given in kind**

Grantee Institutions	Total Value	
	(In crore of ₹)	
	2020-21	2019-20
<b>1. Panchayati Raj Institutions</b>		
(i) Gram Panchayats		
(ii) Zilla Parishads		
(iii) Panchayat Samities		
<b>2. Urban Local Bodies</b>		
(i) Municipal Corporations		
(ii) Municipalities/Municipal Councils		
(iii) Others		
<b>3. Public Sector Undertakings</b>		
(i) Government Companies		
(ii) Statutory Corporation		
(iii) Others		
<b>4. Autonomous Bodies</b>		
(i) Co-operative Institutions		
(ii) Development Councils		
(iii) Universities		
(iv) Others		
<b>5. Non Government Organisation</b>		
<b>6. Non Government Educational Institutions</b>		
<b>7. Others</b>		
<b>TOTAL -</b>		

NA

NA\*

\* Information not furnished by the State Government

# 11 - STATEMENT OF VOTED AND CHARGED EXPENDITURE

Particulars	2020-2021			2019-2020		
	(In crore of ₹)					
	Charged	Voted	Total	Charged	Voted	Total
Expenditure Heads (Revenue account)	53,90.14	5,91,29.45	6,45,19.59	48,10.75	6,10,06.53	6,58,17.28
Expenditure Heads (Capital Account)	---	1,23,99.39	1,23,99.39	---	1,31,85.42	1,31,85.42
Disbursement under Public Debt, Loans and Advances, Inter State Settlement Account and Transfer to Contingency Fund (A)	21,47.98	87.80	22,35.78	31,69.26	3,16.16	34,85.42
<b>Total -</b>	<b>75,38.12</b>	<b>7,16,16.64</b>	<b>7,91,54.76</b>	<b>79,80.01</b>	<b>7,45,08.11</b>	<b>8,24,88.12</b>
(A) The Figures have been arrived at as follows :-						
<b>E. PUBLIC DEBT</b>						
Internal Debt of the State Government	19,98.55	---	19,98.55	30,24.15	---	30,24.15
Loans and Advances from the Central Government	1,49.43	---	1,49.43	1,45.11	---	1,45.11
<b>F. LOANS AND ADVANCES *</b>						
Loans for Economic Services	---	87.80	87.80	---	3,12.86	3,12.86
Loans for Social Services	---	---	---	---	2.71	2.71
Loans to Government Servants <i>etc.</i>	---	---	---	---	0.59	0.59
<b>H. TRANSFER TO CONTINGENCY FUND</b>						
Appropriation to the Contingency Fund	---	---	---	1,00.00	---	1,00.00
<b>Total -</b>	<b>21,47.98</b>	<b>87.80</b>	<b>22,35.78</b>	<b>31,69.26</b>	<b>3,16.16</b>	<b>35,85.42</b>

\* A more detailed account is given in Statement No.8 at page no. 415 to 440.

---



---

**11 - STATEMENT OF VOTED AND CHARGED EXPENDITURE**


---



---

(i) The percentage of charged expenditure and voted expenditure to total expenditures during 2019-2020 and 2020-2021 was as under :-

Year	Percentage of total expenditure	
	Charged	Voted
2019-2020	9.78	90.22
2020-2021	9.52	90.48

**12 - DETAILED STATEMENT ON SOURCES AND APPLICATION OF FUNDS FOR EXPENDITURE  
OTHER THAN ON REVENUE ACCOUNT**

	On 1 April 2020	During the year ( In crore of ₹ )	On 31 March 2021
<b>Capital and Other Expenditure</b>			
<b>Capital Expenditure</b>			
Public Works	18,49.78	3,04.09	21,53.87
Other General Services	6,47.35	2,14.36	8,61.71
Capital Account of Education, Sports, Art and Culture	4,24.25	72.39	4,96.64
Capital Account of Health and Family Welfare	15,13.15	5,21.32	20,34.47
Capital Account of Water Supply, Sanitation, Housing and Urban Development	1,02,19.40	17,17.45	1,19,36.85
Capital Account of Information and Broadcasting	0.15	---	0.15
Capital Account of Welfare of Scheduled Castes, Scheduled Tribes and other Backward Classes	78.56	31.21	1,09.77
Capital Account of Social Welfare and Nutrition	8.89	---	8.89
Capital Account of Other Social Services	49.93	11.97	61.90
Capital Account of Agriculture and Allied Activities	10,52.71	3,25.22	13,77.93
Capital Account of Rural Development	0.19	---	0.19
Capital Account of Special Areas Programme	63,78.80	2,72.95	66,51.75
Capital Account of Irrigation and Flood Control	1,51,23.40	10,15.86	1,61,39.26
Capital Account of Energy	60,36.48	2,95.40	63,31.88



**12 - DETAILED STATEMENT ON SOURCES AND APPLICATION OF FUNDS FOR EXPENDITURE  
OTHER THAN ON REVENUE ACCOUNT**

	On 1 April 2020	During the year	On 31 March 2021
	( In crore of ₹ )		
<b>Capital and Other Expenditure</b>			
<b>Capital Expenditure</b>			
Capital Account of Industry and Minerals	13,56.35	35.89	13,92.24
Capital Account of Transport	2,79,20.07	75,51.00	3,54,71.07
Capital Account of Communication	0.01	---	0.01
Capital Account of Science Technology and Environment	8.24	9.19	17.43
Capital Account of General Economic Services	2,55.06	21.09	2,76.15
<b>Total - Capital Expenditure</b>	<b>7,29,22.77</b>	<b>1,23,99.39</b>	<b>8,53,22.16</b>
<b>Loans and Advances</b>			
Education, Sports, Art & Culture	0.53	---	0.53
Health and Family Welfare	0.40	---	0.40
Water Supply, Sanitation, Housing and Urban Development	3,42.73	---	3,42.73
Welfare of Scheduled Castes, Scheduled Tribes and Other Backward Classes	12.04	---	12.04
Social Welfare & Nutrition	19.75	---	19.75

**12 - DETAILED STATEMENT ON SOURCES AND APPLICATION OF FUNDS FOR EXPENDITURE  
OTHER THAN ON REVENUE ACCOUNT**

	On 1 April 2020	During the year ( In crore of ₹ )	On 31 March 2021
<b>Capital and Other Expenditure</b>			
<b>Capital Expenditure</b>			
<b>Loans and Advances</b>			
Agriculture and Allied Activities	1,16.84	23.32	1,40.16
Rural Development	0.76	---	0.76
Special Areas Programme	0.07	---	0.07
Irrigation and Flood Control	12.07	---	12.07
Energy	47,77.72	35.03	48,12.75
Industry and Minerals	6,11.65	29.19	6,40.84
General Economic Services	81.72	---	81.72
Loans to Government Servants <i>etc.</i>	79.18	(-)2.30	76.88
Loans for Miscellaneous purposes <i>etc.</i>	1.53	---	1.53
<b>Total - Loans and Advances</b>	<b>60,56.99</b>	<b>85.24</b>	<b>61,42.23</b>
<b>Total - Capital &amp; Other Expenditure</b>	<b>7,89,79.76</b>	<b>1,24,84.63</b>	<b>9,14,64.39</b>
<b>Deduct</b>			
> Contribution from Contingency Fund	---	---	---
> Contribution from Miscellaneous Capital Receipts	---	---	---
> Contribution from development funds, reserve funds <i>etc.</i>	4.47	---	4.47
<b>Net - Capital and Other Expenditure</b>	<b>7,89,75.29</b>	<b>1,24,84.63(a)</b>	<b>9,14,59.92(b)</b>

**12 - DETAILED STATEMENT ON SOURCES AND APPLICATION OF FUNDS FOR EXPENDITURE  
OTHER THAN ON REVENUE ACCOUNT**

	On 1 April 2020	During the year ( In crore of ₹ )	On 31 March 2021
<b>Capital and Other Expenditure</b>			
<b>Capital Expenditure</b>			
<b>Principal Sources of Funds</b>			
Revenue Surplus (+)/Deficit (-) 2020-2021		3,82.60	
Add - Adjustment on account of retirement /disinvestment		---	
<b>Debt</b>			
Internal Debt of the State Government*	5,26,30.26	1,43,83.81	6,70,14.07
Loans and Advances from the Central Government	12,70.29	14,08.39	26,78.68
Small Savings, Provident Funds, etc.	1,31,56.52	8,88.85	1,40,45.37
<b>Total - Debt</b>	<b>6,70,57.07</b>	<b>1,66,81.05</b>	<b>8,37,38.12</b>
<b>Other Obligations</b>			
Contingency Fund	2,00.00	---	2,00.00
J. Reserve Fund	56,55.32	(-)2,72.86	53,82.46
Deposits and Advances	6,10.31	(-)2,29.72	3,80.59
Suspense & Miscellaneous (Other than amount closed to Government Account and Cash Balance Investment Account)	(-)6,93.51	(-)4,56.88	(-)11,50.39
Remittances	(-)7,42.45	(-)46.39	(-)7,88.84
<b>Total - Other Obligations</b>	<b>50,29.67</b>	<b>(-)10,05.85</b>	<b>40,23.82</b>
<b>Total - Debt &amp; Other Obligations</b>	<b>7,20,86.74</b>	<b>1,56,75.20</b>	<b>8,77,61.94</b>

\* Opening Balance changed in conformity with Detailed Statement.

**12 - DETAILED STATEMENT ON SOURCES AND APPLICATION OF FUNDS FOR EXPENDITURE  
OTHER THAN ON REVENUE ACCOUNT**

	On 1 April 2020	During the year ( In crore of ₹ )	On 31 March 2021
<b>Capital and Other Expenditure</b>			
<b>Capital Expenditure</b>			
Deduct- Cash Balance	29,80.20	7,16.56	36,96.76
Deduct- Investments	72,87.42	36,56.61	1,09,44.03
Add-Amount closed to Government Account during 2020-2021		(-) 8,00.00	
<b>Net-Provision of Funds</b>	<b>6,18,19.12</b>	<b>1,21,02.03(a)</b>	<b>7,31,21.15 (b)</b>

(a) The difference of ₹ 3,82.60 crore between the "Net Provision of Funds" (₹ 1,21,02.03) and the "Net Capital and Other Expenditure" (₹ 1,24,84.63) during the year 2020-2021 is explained below:-

Revenue Surplus :- ₹ 3,82.60crore

(b) The cumulative shortfall between the "Net Provision of Funds" ₹ 7,31,21.15 crore and the "Net Capital and other Expenditure" ₹ 9,14,59.92 crore was met out of the cumulative Revenue Surplus and amount closed to Government Account totaling ₹ 1,83,38.77 crore

### 13 - SUMMARY OF BALANCES UNDER CONSOLIDATED FUND, CONTINGENCY FUND AND PUBLIC ACCOUNT

#### A. The following is a summary of balances as on 31 March 2021

Debit Balances (In crore of ₹)	Sector of the General Account	Name of the Account	Credit Balances (In crore of ₹)
		<b>Consolidated Fund</b>	
6,69,78.92 <sup>1</sup>	A to D and G, H and part of L (MH 8680 only)	Government Account	
	E .....	Public Debt	6,96,92.75
61,42.23	F .....	Loans and Advances	
		<b>Contingency Fund</b>	2,00.00
		<b>Public Account</b>	
	I	Small Savings, Provident Funds, etc.	1,40,45.37
	J	<b>Reserve Funds</b>	13,29.24
		(i) Reserve funds Bearing Interest	
		(ii) Reserve funds not Bearing Interest	
		Gross Balance	40,53.21
40,38.75		Investments	
	K .....	<b>Deposits and Advances</b>	
		i) Deposits bearing Interest	3,40.51
		ii) Deposits not bearing Interest	29,79.45
29,39.39		iii) Advances	
	L .....	<b>Suspense and Miscellaneous</b>	
69,05.27		Investments	
11,50.37		Other Items (Net)	
7,88.84	M .....	<b>Remittances</b>	
36,96.76	N .....	<b>Cash Balance (Closing)</b>	
<b>9,26,40.53</b>		<b>TOTAL</b>	<b>9,26,40.53</b>

<sup>1</sup> Please see 'B' below to understand how this figure is arrived at.

---

---

### 13 - SUMMARY OF BALANCES UNDER CONSOLIDATED FUND, CONTINGENCY FUND AND PUBLIC ACCOUNT

---

---

(a) There was a difference between the figures reflected in the accounts and that intimated by the Reserve Bank of India regarding "Deposits with Reserve Bank" included in the Cash Balance. The discrepancy is under reconciliation. See also Explanatory Notes (d) of Annexure to statement No.2 at page 08.

B. Government Account: Under the system of book-keeping followed in Government accounts, the amount booked under revenue, capital and other transactions of Government the balances of which are not carried forward from year to year in the accounts, are closed to a single head called "Government Account". The balance under this head represents the cumulative result of all such transactions.

To this the balances under Public Debt, Loans and Advances, Small Savings, Provident Funds, Reserve Funds, Deposits and Advances, Suspense and Miscellaneous (Other than Miscellaneous Government Account), Remittances and Contingency Fund etc. are added and the closing cash balance at the end of the year is to be worked out and proved.

The other headings in the summary take into account the balances under all accounts heads in Government books in regard to which Government has a liability to repay the money received or has a claim to recover the amounts paid and also heads of account opened in the books for adjustment of remittance transactions.

*It must be understood that these balances can not be regarded as a complete record of the financial position of the Government as it does not take into account all the physical assets of the State, such as lands, buildings, communication, etc. nor any accrued dues or outstanding liabilities which are not brought to account under the cash basis of accounting followed by Government.*

### 13 - SUMMARY OF BALANCES UNDER CONSOLIDATED FUND, CONTINGENCY FUND AND PUBLIC ACCOUNT

The net amount at the debit of Government Account at the end of the year has been arrived at as

Debit	Details	(In crore of ₹)	Credit
5,57,62.13	A- Amount at the debit of Government Account on 1st April 2020		
	B-Receipt Heads (Revenue Account)		6,49,02.19
	C-Receipt Heads (Capital Account)		....
6,45,19.59	D-Expenditure Heads (Revenue Account)		
1,23,99.39	E-Expenditure Heads (Capital Account)		
---	F-Suspense and Miscellaneous (Miscellaneous Government Accounts)		8,00.00
	G-Amount at the debit of Government Account on 31st March 2021		6,69,78.92
<b>13,26,81.11</b>	<b>TOTAL</b>		<b>13,26,81.11</b>

(i) In a number of cases, there are unreconciled differences in the closing balance as reported in the statement of 'Receipts, Disbursements and Contingency fund and Public Account' (Statement No.18 & 21) and that shown in separate Registers or other record maintained in the Account office/Departmental offices for the purpose. Steps are being taken to settle the discrepancies.

(ii) The balances are communicated to the officers concerned every year for verification and acceptance thereof. In a large number of cases such acceptances have not been received.

(iii) The cases where acceptances of balances have been delayed and the amounts involved are considerable have been mentioned in Annexure 'A' Appendix-VII.

(iv) Cases where details/documents are awaited in connection with reconciliation of balances are detailed in Annexure 'B' of Appendix-VII.

---

## Notes to Accounts

---

### 1. Summary of Significant Accounting Policies:

(i) **Entity and Accounting Period:** These accounts present transactions of the Government of Assam for the period 01 April 2020 to 31 March 2021. The accounts of receipts and expenditure of the Government of Assam have been compiled, based on the initial accounts rendered by 33 District Treasuries, 50 Sub-Treasuries, Assam House (New Delhi), Cyber Treasury (Dispur), 146 Forest Divisions, 33 Public Works (Building) Divisions, 69 Irrigation Divisions, and 44 Public Health Engineering, 36 Water Resources Divisions, 83 Public Works (Road) Divisions, 50 Pay and Accounts offices and Advices of the Reserve Bank of India. No account was excluded at the end of the year.

(ii) **Basis of Accounting:** With the exception of some Book Adjustments and Periodical Adjustments, (**Annexure A - 1 & A - 2**), the accounts represent the actual cash receipts and disbursements during the period. Physical Assets and Financial Assets like investments, *etc.*, are shown at historical cost, *i.e.*, the value at the year of acquisition/purchase. Physical Assets are not depreciated or amortised. Losses of physical assets at the end of their life are also not expensed or recognised.

Retirement benefits disbursed during the accounts period have been reflected in the accounts, but the future pension liability of the Government, *i.e.*, the liability towards payment of retirement benefits for the past and the present service of its employees is not included in the accounts.

(iii) **Currency in which Accounts are kept:** The accounts of Government of Assam are maintained in Indian Rupees (₹).

(iv) **Form of Accounts:** Under Article 150 of the Constitution, the accounts of the Union and of the States are kept in such form as the President may, on the advice of the Comptroller and Auditor General, prescribe. The word "form" used in Article 150 has a comprehensive meaning so as to include the prescription not only of the broad form in which the accounts are to be kept but also the basis for selecting appropriate heads under which the transactions are to be classified.

(v) **Classification of Revenue and Capital Expenditure:** Revenue expenditure is recurring in nature and is intended to be met from revenue receipts. Capital expenditure is defined as expenditure incurred with the object of increasing concrete assets of a material and permanent character or of reducing permanent liabilities.



## 2. Consolidated Fund:

(i) **Goods and Services Tax:** Goods and Services Tax (GST) was introduced with effect from 1 July 2017. During the year 2020-21, the State GST collection was ₹ 8,549.02 crore compared to ₹ 8,755.30 crore in 2019-20, registering a decrease of ₹ 206.28 crore (2.36 *per cent*). This includes Advance Apportionment of IGST amounting to ₹ 567.91 crore. In addition, the State received ₹ 5,497.76 crore as its share of net proceeds assigned to the State under Central Goods and Services Tax. The total receipts under GST were ₹ 14,046.78 crore. The State received, compensation of ₹ 1,369.60 crore on account of loss of revenue arising out of implementation of GST during 2020-21. Government of Assam also received ₹ 994.00 crore of Back to Back Loans from Central Government during 2020-21 in lieu of GST Compensation Shortfall.

(ii) **Misclassification between Revenue and Capital Expenditure:** During the year 2020-21, Government of Assam incorrectly booked expenditure of ₹ 5,723.28 crore (₹ 5,640.47 crore of GIA *plus* ₹ 80.75 crore of Minor works *plus* ₹ 2.06 crore of Maintenance) under Capital Section instead of Revenue Section and ₹ 386.56 crore of Major works under Revenue Section instead of Capital Section as has been determined from the purpose of expenditure. The impact of misclassification on the Revenue Surplus and Fiscal Deficit of the State is given under para-7.

(iii) **Reconciliation of Receipts and Expenditure between CCOs and Accountant General (A&E):** All Controlling Officers are required to reconcile receipts and expenditure of the Government with the figures accounted for by the Accountant General (A&E) Assam. During the year, receipts amounting to ₹ 69,546.70 crore (83.95 *per cent* of total receipts) and expenditure amounting to ₹ 56,044.96 crore (70.80 *per cent* of total expenditure) were reconciled by the State Government.

(iv) **Bookings under Minor Head 800-Other Expenditure and 800-Other Receipts:** The Minor Head 800-Other Expenditure/800-Other Receipts is to be operated only when the appropriate minor head has not been provided in the accounts. Routine operation of Minor Head 800 should be discouraged, since it renders the accounts opaque.

During the year 2020-21, ₹ 15,335.15 crore under 71 Major Heads of accounts, constituting 19.94 *per cent* of the total Revenue and Capital expenditure (₹ 76,918.98 crore) was classified under the Minor Head 800-Other Expenditure in the accounts. Instances of substantial expenditure

(50 *per cent* and above) booked under Minor Head -800-Other Expenditure are given at **Annexure-B**.

Similarly, ₹ 1,046.12 crore under 48 Major Heads of Accounts, constituting 1.61 *per cent* of the total Revenue Receipts (₹ 64,902.19 crore) was classified under 800-Other Receipts in the accounts. Instances of substantial receipts (50 *per cent* and above) booked under the Minor Head 800 -Other Receipts are given in **Annexure-C**.

**(v) Opening of New Sub Heads/Detailed Heads of Accounts without advice:** During 2020-21, the State Government of Assam opened 26 new Sub Heads/Sub-Sub Heads (15 under the Revenue Section and 11 under Capital section) in the budget, without seeking the advice of the Principal Accountant General as required under the provisions of Article 150 of the Constitution of India. The State Government provided budget provisions under these heads and incurred expenditure of ₹ 2.35 crore under the Revenue Section and ₹ 0.32 crore under the Capital Section in these heads during 2020-21.

**(vi) Transfer of funds to Personal Deposit (PD) Accounts:** PD account enable designated Drawing Officers to incur expenditure for specific purposes pertaining to a scheme; by debiting the service heads in the Consolidated Fund of the State and crediting the Personal Deposits under the Major Head 8443-Civil Deposits and the Minor Head 106-Personal Deposits. Administrators of PD accounts are required to close such accounts on the last working day of the year and transfer the unspent balances back to the Consolidated Fund as per Rule 325 of Assam, Treasury Rule 2017.

During 2020-21, no amount was transferred from the Consolidated Fund of the State to these PD Accounts.

In terms of Rule 324 and 333 of Treasury Rules 2017 of the Government of Assam, the Administrator of Personal Deposit Account shall make necessary verification and reconciliation of the balances with the Treasury and shall furnish a certificate to the Treasury Officer by 30<sup>th</sup> April every year. The Treasury officer shall verify the said certificate with treasury records and send a report of verification of such balances to the Accountant General (A&E) as early as possible.

During the year 2020-21, none of the 22 Administrators of Personal Deposit Accounts had reconciled and verified their balances with the treasury figures and the annual verification certificate was to the Accountant General (A&E) Office.

Details of PD accounts, during 2020-21 are given below:

(₹ in crore)

Opening Balance as on 1 April 2020		Addition during the year		Closed/Withdrawal during the year		Closing Balance as on 31 March 2021	
Number of Administrators	Amount	Number of Administrators	Amount	Number of Administrators	Amount	Number of Administrators	Amount
22	0.57	Nil	Nil	Nil	Nil	22	0.57

Rule 320 (a) of Treasury Rules of Government of Assam state that the Administrator shall maintain detailed account of the scheme/projects for which it has been opened. However, if any PD Account is not operated upon for a period of 2 consecutive financial years and there is reason to believe that the need for such deposit accounts has ceased, the same shall be closed as stated in Rule 325 (2) of Treasury Rule of the State. All these PD accounts have remained inoperative more than 2 years.

**(vii) Unadjusted Abstract Contingent (AC) Bills:** Rule 79(f) of Assam Treasury 2017 envisage that no moneys should be drawn from government treasury unless it is required for immediate disbursement. In emergent circumstances, Drawing and Disbursing Officers (DDOs) are authorised to draw sums of money through Abstract Contingent (AC) bills by debiting Service Heads. In terms of the Rule 21 of the Assam Contingency Manual, 1989 and Para 12.6 of Assam Budget Manual, DDOs are required to present Detailed Countersigned Contingent (DCC) bills containing vouchers in support of final expenditure within 25<sup>th</sup> of the month following the month to which they relate. Delayed submission or prolonged non-submission of supporting DCC bills renders expenditure through AC Bills opaque and the expenditure shown in the Finance Accounts cannot be vouched as correct or final.

Out of 249 AC bills amounting to ₹ 174.89 crore drawn during the year 2020-21, 123 AC bills amounting to ₹ 66.88 crore (38.24 *per cent*) were drawn in March, 2021. DCC Bills in respect of a total of 1648 AC bills amounting to ₹ 1,050.84 crore as on 31 March 2021 were not received. Details of unadjusted AC bills as on 31 March 2021 pending submission of DCC bills are given below:

Year	No. of unadjusted AC Bills	Amount (₹ in crore)
Up to 2018-19	1,183	851.56
2019-20	216	24.39
2020-21	249	174.89
<b>Total</b>	<b>1648</b>	<b>1,050.84</b>

The major defaulting departments that had not submitted DCC bills are Transport Department (₹148.86 crore, 14.17 *per cent*), Election Department (₹ 125.89 crore, 11.98 *per cent*), Health Department (₹ 106.13 crore, 10.10 *per cent*), Panchayat and Rural Development Department (₹102.83 crore, 9.79 *per cent*) and Home Department (₹ 100.99 crore, 9.61 *per cent*). Age analysis of AC bills of these Departments is shown in **Annexure - D**.

**(viii) Utilisation Certificates (UCs) for Grants-in-Aid not received:**

In terms of Rules 517 (Appendix 16) of the Assam Financial Rules 1939, Utilization Certificates (UCs) in respect of Grants-in-Aid received by the grantee should be furnished by the grantee to the authority that sanctioned it, within one year from the date of receipt of grant or before applying for a further grant on the same object, whichever is earlier. To the extent of non-submission of UCs, there is no assurance that the amount shown in Finance Accounts had reached the beneficiaries and thus the expenditure cannot be vouched as correct or final.

During the year 2020-21, ₹ 3,606.64 crore pertaining to outstanding UCs for the period up to 2019-20 was cleared. The position of outstanding UCs as on 31-3-2021 is given below:

Year*	Number of UCs Outstanding	Amount (₹ in crore)
Up to 2018-19	8009	13,089.70
2019-20	1062	5,336.21
2020-21#	2646	21,203.58
<b>Total</b>	<b>11717</b>	<b>39,629.49</b>

\* The year mentioned above relates to "Due year" i.e. after 12 months of actual drawal.

# excludes 2800 UCs involving amount of ₹ 21,065.58 crore added during the year 2020-21.

Major defaulting departments that had not submitted UCs are Health Department (₹ 5,867.63 crore, 14.81 *per cent*), Panchayat and Rural Development Department (₹ 4,572.61 crore, 11.54 *per cent*), Public Works Department (₹ 4,113.63 crore, 10.38 *per cent*), Department for the Welfare of Plain Tribes and Other Backward Classes (₹ 3,338.29 crore, 8.42 *per cent*), Education (General) Department (₹ 3,235.07 crore, 8.16 *per cent*). Age analysis of UCs of line Departments having highest pendency is shown in **Annexure-E**.

(ix) **Liabilities towards Retirement benefits:** The expenditure on “Pension and other Retirement Benefits” for State Government employees recruited prior to 30 January 2005 was ₹ 9,268.67 crore during the year (excluding expenditure on National Pension System). The liability towards Retirement Benefits depicted in the Accounts is less by ₹ 1,209.08 crore due to non-reporting of pension payment made by non-link branches of Agency banks to the treasuries.

(x) **Interest Adjustment:** Government is liable to pay/adjust interest in respect of balances under category J-Reserve Funds (a. Reserve Funds bearing interest) and K-Deposit and Advances (a. Deposits bearing interest), and for this purpose, specific Sub-Major Heads are provided in the List of Major and Minor Heads of Account.

Details of these Funds/Deposits and interest payable/paid by the Government during the year 2020-21 are given below:

(₹ in crore)

Funds/Deposits	Balance on 1 April 2020	Basis for calculation of interest	Interest payable	Interest paid
<b>J-Reserve Fund :</b>				
(a) Reserve Funds Bearing interest : (SDRF)	725.23	6 per cent (Overdraft interest rate)	43.51	---
(b) Reserve Funds Bearing interest : (SCAF)	560.81	5.5 per cent *	30.84	---
<b>K- Deposit and Advances :</b>				
(a) Deposit bearing interest MH 8342 - Defined Contributory Pension Scheme (DCPS)	341.82	8 per cent (interest rate payable on balances as notified by Government vide OM dated 6 October 2009)	27.35	---
(b) Deposit bearing interest other than DCPS	18.20	6 per cent (Overdraft interest rate)	1.09	---
<b>Total</b>	<b>1646.06</b>		<b>102.79</b>	<b>---</b>

\*As per rate notified by Government of India vide OM dated 19 July 2019

Non-payment of the interest ₹ 102.79 crore has resulted in overstatement of Revenue Surplus and understatement of Fiscal Deficit by ₹ 102.79 crore, which is reflected in **para-7**.

(xi) **Investments:** Information on Government investments appearing in Statements 8 and 19 of the Finance Accounts is based on the accounts and sanctions received by the Accountant General (A&E), but has not been confirmed by the concerned departments (including Finance) and the investee entity. The Government invested ₹ 3.32 crore in 2020-21. Government investment of ₹ 2,640.44 crore as on 31 March 2021 yielded dividend/interest of ₹ 481.89 crore

(18.25 *per cent*) during the year, of which nearly 99.99 *per cent* dividend was yielded from the investment in Public Undertakings. Details of Government investment as on 31 March 2021 are given as follows:-

(₹ in crore)

Category	Number of entities	Investment at the end of the year
Statutory Corporation	04	2,159.58
Government Companies	24	176.91
Other Joint Stock Companies and Partnership	17	169.03
Co-operative Banks & Societies	21	134.92
<b>Total</b>	<b>66</b>	<b>2,640.44</b>

**(xii) Guarantees given by the Government:** In terms of Assam Fiscal Responsibility and Budget Management Act 2005, the total outstanding Government Guarantees shall be restricted at any point of time to 50 *per cent* of the State's own tax and non-tax revenue receipts of the second preceding year, as reflected in the books of accounts maintained by the Principal Accountant General (A&E). The cumulative amount of guarantee given by the State Government is ₹ 77.72 crore (₹ 42.25 crore-Principal amount and ₹ 35.47 crore – Interest) as on 31 March, 2021 as informed by the State Government. The outstanding guarantees of ₹ 77.72 crore as on 01 April 2021 works out to 0.32 *per cent* of State's own tax and non-tax revenue of the second preceding year i.e. 2018-19 (₹ 24,146.14 crore) and are within the ceiling limit prescribed. The State Government has not prescribed any guarantee fee. Consequently, no guarantee fees were collected during the year.

**(xiii) Expenditure on Ecology and Environment:** The National Environment Policy, 2006 is intended to mainstream environmental concerns in all developmental activities. The Budget and Expenditure data relating to "Environment", "Waste Management", "Prevention and Control of Pollution", "Environment Research and Education", "Environmental Protection" etc. are compiled from the vouchers/budget documents etc. rendered by the State Government.

The expenditure incurred by the State Government towards environment is depicted in the Finance Accounts up to the level of Minor Head under various functional head of accounts. During the year 2020-21, the Government of Assam incurred ₹ 5.69 crore against the budget allocation of ₹ 9.34 crore under Major Heads 3425 and 4552. Major Head wise details of expenditure viz-a-viz Budget for last three years (2018-19 to 2020-21) is given in **Annexure-F**.

(xiv) **Incomplete Projects aged five years and more:** As per information received from the State Government, there are 6 incomplete projects under Public Works Department, 13 incomplete projects under Public Health engineering Department and 13 incomplete projects under Irrigation Department, which are aged five years or more. The details of incomplete projects along with revised cost and escalation in the cost are given in **Appendix-IX** of Finance Accounts (Volume-II).

(xv) **Ways and Means Advances from RBI availed by the Government of Assam during 2020-21:** The Government of Assam did not avail any Ways and Means Advances during 2020-21 from RBI.

(xvi) **Committed Liabilities:** In terms of the Twelfth Finance Commission recommendations, some action has been initiated by the Central Government to move towards accrual basis of accounting. However, as the transition would occur in stages, for a changeover to the accrual based system of accounting, some additional information in the form of statements is required to be appended to the present system of cash accounting to ensure more transparency in decision-making. The State Government had to furnish information on Committed Liabilities, but they did not do so. Accordingly, Committed Liabilities of the Government could not be shown in **Appendix-XII** of Finance Accounts (Volume-II).

(xvii) **Restructuring of Centrally Sponsored Schemes (CSSs)/Additional Central Assistance (ACA) excluding Block Grants:**

Consequent to the merger of Plan/Non-Plan, the Central Assistance released is now classified as Central Assistance/Share under Centrally Sponsored Schemes.

As against ₹ 14,186.20 crore depicted in the Public Financial Management System (PFMS) portal of Controller General of Accounts (CGA) towards Central Assistance/Share under Centrally Sponsored Schemes of the Government of Assam in 2020-21, Clearance Memos from RBI, CAS, Nagpur and supporting sanction orders from the respective Ministries were received for ₹ 13,832.87 crore (excluding direct transfer to the beneficiaries through PFMS portal by the Central Ministries/Departments). The same have been appropriately booked in the accounts of the State Government under MH 1601 Grants-in-Aid from the Central Government. Details of expenditure incurred on 28 Umbrella Schemes during 2020-21 are given on Annexure to Statement No 15.



**(xviii) Direct transfer of Central Scheme Funds to Implementing Agencies/Beneficiaries in the State (Funds routed outside State Budget):**

As per PFMS portal of CGA, ₹ 7,733.54 crore was directly received by the implementing agencies in the State during 2020-21. The total amount transferred by the Central Government to the State during the year 2020-21 was ₹ 21,919.74 crore (including amount transferred through RBI).

Out of total amount of ₹ 7,733.54 crore of direct transfer, ₹ 1,035.18 crore of the Central Assistance/Share was transferred to the intermediaries (i.e. NGOs. Societies *etc.*) and ₹ 6,698.36 crore was directly transferred to the implementing agencies/ beneficiaries. Details are in Appendix-VI of Finance Accounts (Volume-II).

**3. Contingency Fund:** In exercise of the powers conferred by Section 4 of the Assam Contingency Fund Act, 1950, the State Government made the Assam Contingency Fund Rules, 1950 for regulating all matters connected with or ancillary to the custody of, payment of monies into, and the withdrawal of monies from, the Contingency Fund of the State of Assam. The Contingency Fund of the State of Assam has a corpus of ₹ 200.00 crore. At the end of 2020-21, no amount remained un-recouped to the fund account. As on 31<sup>st</sup> March 2021, Contingency Fund has a balance of ₹ 200.00 crore.

**4. Public Account:**

**(i) National Pension System:**

The State Government employees recruited on or after 30 January 2005 are covered under the National Pension System (NPS) which is a Defined Contribution Pension Scheme. In terms of the Scheme, the employee contributes 10 *per cent* of his/her basic pay and dearness allowance, and 14 *per cent* of basic pay and dearness allowance (w.e.f. 01 April 2019) is contributed by the State Government and the entire amount is to be transferred to the designated fund manager through the National Securities Depository Limited (NSDL)/Trustee Bank.

During the year 2020-21, the total contribution to Defined Contribution Pension Scheme was ₹ 1,795.77 crore (Employees contribution ₹ 735.43 crore and Government contribution ₹ 1,060.34 crore). The State Government transferred ₹ 1,795.77 crore to the Public Account. There was no short contribution of Government share during the year. Till 2019-20, the State Government used to park the DCPS accumulations in a Current Bank Account and transfer the amount to NSDL/Trustee Bank from the Current Bank Account. The Government has discontinued operation of Current Bank Account from the Financial Year 2020-21.



During the year 2020-21, ₹ 1,820.25 crore was transferred to NSDL/Trustee Bank and ₹ 0.60 crore was paid to the nominees/legal heirs of deceased/retired Government employees as PRANs could not be issued till their death/retirement. The balance amount of ₹ 332.12 crore (₹ 316.74 crore under MH: 8342-117 *plus* ₹ 15.38 crore in Current Bank Account prior to 2020-21) is yet to be transferred to NSDL. Uncollected, unmatched and un-transferred amounts, with accrued interest, represent outstanding liabilities of the Government under the Scheme. Cumulative short contribution and less transfer is shown in **Annexure-G**.

**(ii) Reserve Funds:**

Details of Reserve Funds are available in Statements 21 and 22 of the Finance Accounts. There are seven active Reserve Funds earmarked for specific purposes. The total accumulated balance at the end of 31 March 2021 in these funds was ₹ 5,382.43 crore. Out of which ₹ 1,329.24 crore was under Reserve Fund bearing interest and ₹ 4,053.21 crore under Reserve Fund not bearing Interest.

**(A) Reserve Funds bearing Interest:**

**(a) State Disaster Response Fund (SDRF):**

In terms of guidelines on constitution and administration of the State Disaster Response Fund (under Major Head-‘8121 General & Other Reserve Funds’ which is under interest bearing section), the Central and State Governments are required to contribute to the fund in the proportion of 90: 10. During the year 2020-21, the State Government received ₹ 772.00 crore as Central Government’s share. The State Government’s share due during the year is ₹ 85.77 crore. The State Government transferred ₹ 643.50 crore (Central share ₹ 579.00 crore *plus* State share ₹ 64.50 crore) to the Fund under Major Head 8121-122 SDRF. The State received ₹ 44.37 crore from the Central Government from NDRF during the year, but not transferred to the Fund under Major Head: 8121-122 SDRF.

The contributions to the Fund, expenditure and the balance therein are as under:

(₹ in crore)

Opening balance (01 April 2020)	Contribution by Centre	State Share	Receipts under NDRF	Total receipts during the year	Amount set off (MH 2245-05)	Balance in the fund	Invested by RBI/State Government during the year
725.23	579.00	64.50	Nil	643.50	600.30	768.43	Nil

Against the total fund receipt/due of ₹ 902.14 crore (Central Share: ₹ 772.00 crore *plus* State Share: ₹ 85.77 crore *plus* NDRF: ₹ 44.37 crore) during the year, the State Government transferred only ₹ 643.50 crore to the fund account which resulted in short transfer of ₹ 258.64 crore to the fund account during the year. The short transfer of ₹ 258.64 crore has resulted in overstatement of revenue surplus to that extent.

The entire expenditure of ₹ 600.30 crore incurred on natural calamities was set off (MH 2245- 901) against the Fund balance of ₹ 1,368.73 crore during the year. The balance of ₹ 768.43 crore lying under the Fund at the end of 31 March 2021 remained un-invested.

**(b) State Compensatory Afforestation Fund:** In compliance with the instructions issued by the Ministry of Environment and Forests, Government of India's vide their letter No. 5-1/2009-FC dated 28 April, 2009 and Guidelines of 2 July 2009, the State Governments are required to establish the State Compensatory Afforestation Fund for amounts received from user agencies and utilization of monies collected for undertaking Compensatory Afforestation, assisted natural regeneration, conservation and protection of forests, infrastructure development, wildlife conservation and protection and other related activities and for matters connected therewith or incidental thereto.

The monies received by the State Governments from the user agencies need to be credited in 'State Compensatory Afforestation Deposits' under interest bearing section in Public Account of the State at Minor head level below the Major Head 8336-Civil Deposits. As per Section 3 (4) of the Compensatory Afforestation Fund Act, 2016, 90 *per cent* of the fund needs to be transferred to the Major Head 8121-General and Other Reserve Funds in Public Account of State and balance 10 *per cent* to be credited into the National Fund on yearly basis provided that, the credit of 10 *per cent* Central share of funds should be ensured on monthly basis so that the same is transferred to the National Fund.

The applicable rate of interest on balances available under 'State Compensatory Afforestation Deposits' under '8336-Civil Deposits' and 'State Compensatory Afforestation Fund' under 8121- General and other Reserve Funds will be as per the rate declared by the Central Government on year to year basis.

During the year 2020-21, the State Government received no fund from the user agencies. The Government also did not receive any fund from National Compensatory Afforestation Deposit

during the year. There was a balance of ₹ 560.81 crore under the fund account as on 31 March 2021.

## **B Reserve Funds not bearing Interest:**

### **(a) Consolidated Sinking Fund:**

The Government of Assam set up the Consolidated Sinking Fund for amortization of loans in 2007-08. According to the guidelines of the Fund, States may contribute a minimum of 0.5 *per cent* of their outstanding liabilities (Internal Debt + public account) as at the end of the previous year to the Consolidated Sinking Fund.

Following are the transactions in the Fund:

(₹ in crore)						
Opening balance as on 01 April 2020	Additions to the Fund (Contribution and interest)		Payments out of the Fund	Total balance in the Fund	Amount invested by RBI as on 31 March 2021	Closing balance as on 31 March 2021
	Required contribution (0.5 <i>per cent</i> of the outstanding liabilities of ₹70,986.23 crore as on 31 March 2020)	Actual Contribution and interest added during the year				
4,308.56	354.93	411.85*	732.06	3,988.35	411.85	3,988.35

\* Contribution: ₹ 100.00 crore *plus* Interest: ₹ 311.85 crore

The State Government dis-invested ₹ 732.06 crore from the fund account during the year for redemption of Open Market Loan. The total accumulation of the Fund was ₹ 3,988.35 crore as on 31 March 2021 of which ₹ 3,981.12 crore had been invested.

**(b) Guarantee Redemption Fund:** The State Government of Assam constituted the Guarantee Redemption Fund in September 2009 vide notification No. FEA.120/2001/94 that is administered by RBI. The latest amendment to the Fund notification issued by the State Government, effective from the year 2012-13, stipulates that the State Government shall contribute an amount equivalent to at least three *per cent* of the outstanding guarantees, at the end of the second financial year preceding the current financial year. The total accumulation of the Fund was ₹ 57.22 crore as on 31 March 2021. The entire fund of ₹ 57.22 crore has been invested by RBI. The details are as under:

(₹ in crore)

Opening balance (01 April 2020)	Additions to the Fund (contribution and interest)		Payment out of the Fund	Total balance in the Fund	Required balance in the Fund as on 31 March 2021	Amount invested by RBI as on 31 March 2021	Closing balance as on 31 March 2021	
	Required contribution (3 % of total outstanding Guarantees of ₹ 85.02 crore as on 31 March 2019)	Actuals during 2020-21						
		Contribution						Interest
53.07	2.55	Nil	4.15	Nil	57.22	*	4.15	57.22

\*No limit has been fixed by State Government for Balance to be maintained in the Fund.

The short contribution of ₹ 2.55 crore has resulted in overstatement of Revenue surplus to that extent. The total accumulation of the Fund was ₹ 57.22 crore as on 31 March 2021 of which entire fund had been invested.

**(C) Inoperative Reserve Funds:** There are eight in-operative Reserve Funds as on 31 March 2021 as detailed below:

(₹ in crore)

Sl. No.	Major Head	Minor Head	Balances as on 31 March 2021
1.	8225- Roads and Bridges Fund	101-State Road and Bridges Fund	1.23
2.	8226-Depreciation/Renewal Reserve Fund	101- Depreciation Reserve Fund of Government Commercial Departments / Undertakings	0.02
3.	8226-Depreciation/Renewal Reserve Fund	102- Depreciation Reserve Fund of Government Non-Commercial Departments/Undertakings	0.10
4.	8229-Development and Welfare Fund	101- Development Funds for Educational purposes	0.02
5.	8229-Development and Welfare Fund	103 Development Funds for Agricultural purposes	0.06
6.	8229-Development and Welfare Fund	104 Development Funds for Animal Husbandry purposes &	*
7.	8229-Development and Welfare Fund	200 - Other Development and Welfare Funds	3.36
8.	8235 - General and Other Reserve Funds	102 - Zamindari Abolition Fund	2.04
<b>Total</b>			<b>6.83</b>

\*amount is ₹ 25,000.00.

**(iii) Suspense and Remittance Balances:**

The Finance Accounts reflect the net balances under Suspense and Remittance Heads. The outstanding balance under these heads is worked out by aggregating the outstanding debit and credit balances separately under various heads. The position of gross figures under major suspense heads for the last three years is given in **Annexure-H**.

Non-clearance of outstanding balances under these heads affects the accuracy of receipt/expenditure figures and balances under different heads of Accounts (which are carried forward from year to year) of the State Government.

**(iv) MH: 8670 Cheques and Bills:**

Credit balance under MH 8670 Cheques and Bills indicates cheques issued but remaining un-encashed. The opening balance as on 01 April 2020 was ₹ 1.47 crore (Credit). During 2020-21, no cheques were issued, leaving a closing balance of ₹ 1.47 crore (Credit) as on 31 March 2021. The closing balance represents expenditure originally booked in various financial years under different functional Major Heads, which has not resulted in any cash outflow to the Government of Assam till 31 March 2021.

**(v) Central Road Fund (CRF):**

Government of India provides annual grants under the CRF to the State Government to incur expenditure on specific road projects. In terms of the extant accounting procedure, the grants are to be initially booked as Revenue Receipts under Major Head “1601-08-108-Grants from Central Road Fund”. Thereafter the amount so received is to be transferred by the State Government to the Public Account under Major Head “8449-Other Deposits-103 Subvention from Central Road Fund”, through Revenue Expenditure Major Head “3054 Roads and Bridges”. This process ensures that receipt of the grants do not result in overstatement of Revenue Surplus or understatement of Revenue Deficit in the accounts. The expenditure on prescribed road works under CRF will first be accounted for under the relevant Capital or Revenue Expenditure section (Major Heads 5054 or 3054) and reimbursed out of the Public Account under Major Head 8449 as a deduct expenditure to the concerned Major Head (5054 or 3054 as the case may be).

During the year 2020-21, the State Government received grants of ₹ 220.81 crore towards CRF. While the receipt of fund was accounted for correctly in Revenue Receipt Major Head - 1601-08-108 - Grants from Central Road Fund, the accounting procedure for recording expenditure under CRF as detailed above was not followed. No budget provision was made under the Major Head - ‘3054-80-797 - transfer to Deposit Accounts’ for transfer of funds to the Major Head - ‘8449-

Other Deposits-103 subvention from Central Road Fund' in Public Account, and accordingly, nor was subsequent expenditure from CRF recorded in appropriate budget heads. However, ₹ 177.03 crore was booked under CRF during the year under the head of account 3054-03-337-1857 – Construction Expenditure Met from Central Road Fund in Grant-64 of Appropriation Accounts. Non-transfer of ₹ 43.78 crore has resulted in overstatement of Revenue Surplus.

**(vi) Building and other Construction Workers Welfare Cess:**

The Government of India enacted the Building and Other Construction Workers Welfare Cess Act, 1996 (Cess Act) to levy and collect cess for providing benefits to the workers. The Act, inter alia, mandated constitution of a Building and Other Construction Workers' Welfare Board and framing of rules by every State Government to exercise the powers conferred under the Act. Accordingly, the Government of Assam had framed Building and Other Construction Workers (Regulation of Employment and Conditions of Service) Rules 2007 under the Act and constituted Assam Building & Other Construction Workers Welfare Board on 12-02-2008. The Board is responsible for the operation and maintenance of the amount credited by Government as Labour Cess Deposits.

During the period 2008-09 to 2020-21, Government of Assam realised ₹ 1,553.08 crore as Labour Welfare Cess and transferred ₹ 1,535.04 crore to the Assam Building and Other Construction Workers Welfare Board leaving a liability of ₹18.04 crore under the scheme. In this regard, the Deputy Labour Commissioner stated that difference between the Cess collected and Cess deposited pertained to the years 2014-15 to 2016-17 only and steps have been taken by the Board for reconciliation with Bank.

**(vii) Adverse Balance:**

Minus balances appearing in the accounts during the year are given below. The minus balances under these were due to misclassification and are under review/corrections.

**(₹ in crore)**

<b>Major Heads</b>	<b>Minus balance</b>
6003- Internal Debt of the State Government 103- Loans from LIC of India	0.02
6003- Internal Debt of the State Government 104- Loans from GIC of India	0.64
7610- Loans to Government servants etc. 203- Advances for Purchase of Other Conveyance	0.04

(viii) **Cash Balance:** The Cash balance as on 31 March 2021 as per record of Principal Accountant General was ₹ 3,696.76 crore (Dr.) and that reported by the RBI was ₹ 17.21 crore (Cr.). There was a net difference of ₹ 3,679.55 crore (Dr.) mainly due to non-accounting of expenditure on pension payments made by non-link branches of Agency Bank since 2017-18. The differentials in Cash Balance for 2020-21 with last five years (from 2015-16 to 2019-2000) are as follows:

(₹ in crore)	
Year	Differential Cash Balance
2015-16	24.35(Dr.)
2016-17	54.89(Dr.)
2017-18	170.28(Dr.)
2018-19	1299.56(Dr.)
2019-20	2480.38(Dr.)
2020-21	3679.55(Dr.)

Out of the unreconciled cash balance of ₹ 3,679.55 crore (₹ 3,822.40 crore of debit amount *minus* ₹ 142.85 crore of credit amount) at the end of 31 March 2021, ₹ 3,822.40 crore of unreconciled cash balance pertain to the pension payments made by non-link branches of banks and directly reported to the RBI which were not received with the treasury accounts. The remaining differences of ₹ 142.85 crore unreconciled cash balance represent discrepancy due to erroneous reporting by Agency Banks. Out of ₹ 3,822.40 crore of non-accounting of pension payment, ₹ 1,209.08 crore pertains to 2020-21.

## 5. Disclosures in accordance with Indian Government Accounting Standards (IGAS):

### (a) IGAS 1- Guarantees given by the Governments:

IGAS-1 requires that sector-wise and class-wise disclosures on guarantees given by the State Government should be incorporated in Finance Accounts. Statements 9 and 20 show the details of Guarantees given by the State Government and the interest on the guaranteed amount. Sector-wise details have been disclosed. However, class-wise details were not provided by the State. The details on Guarantees reported in Statements 9 and 20 prepared as per IGAS 1, are on the basis of the information provided by the State Government.



**(b) IGAS 2- Accounting and classification of Grants-in-aid:**

As per IGAS-2, expenditure relating to Grants-in-aid should be classified as revenue expenditure even if it involves creation of assets, except in cases specifically authorized by the President on the advice of the Comptroller and Auditor General of India. Requirements regarding accounting and classification of Grants-in-aid given by the State Government have been depicted in Statement 10 and Appendix III which are prepared as per the requirements of IGAS 2. However, an amount of ₹ 5,640.47 crore towards Grants-in-aid was booked under Capital Heads, which is in violation of the provisions of IGAS-2. Detailed information in respect of Grants-in-aid given in kind has also not been furnished by the State Government of Assam.

**(c) IGAS 3- Loans and Advances made by the Government:**

IGAS-3 requires disclosure on Loans and Advances made by the Union and the State Governments. Statements 7 and 18 of the Finance Accounts 2020-21 have been prepared incorporating the disclosures under IGAS 3. The details of loan and advances reported in these Statements of the Finance Accounts are based on information received through the accounts rendered to the Accountant General (A&E) and detailed accounts maintained by the Accountant General (A&E) in respect of loans and advances made to Government servants. The closing balances depicted in Statements 7 and 8 as on 31 March 2021 have not been reconciled with the Loanee Entities/State Government. The State Government has also not furnished the figures in respect of certain loans and advances for which they maintain detailed accounts. The information is incomplete, since details of overdue principal and interest are awaited from the State Government.

**6. Disclosure under the Assam Fiscal Responsibility and Budget Management (FRBM) Act, 2005:**

In terms of Section 3 of the Assam Fiscal Responsibility and Budget Management (FRBM) Act - 2005, the Government of Assam presented the Medium Term Fiscal Policy and Strategy Statement along with the State Budget for 2020-21. The targets mentioned in the Act and achievements in 2020-21 as depicted in the accounts are as follows:



Sl. No.	Targets	Achievements during the year as per the accounts and GSDP
1	Maintain Revenue Surplus	Revenue Surplus of the Government of Assam for 2020-21 as per accounts was ₹ 382.60 crore (0.11 <i>per cent</i> of GSDP)
2	Fiscal deficit shall not exceed 5.50 <i>per cent</i> of Gross State Domestic Product.*	The Fiscal Deficit for 2020-21 was ₹ 12,102.03 crore as per the accounts ( 3.47 <i>per cent</i> of GSDP)
3	Outstanding debt expressed as percentage of GSDP shall be less than 28.50 <i>per cent</i> of GSDP.	The Outstanding Debt of ₹ 87,407.78 <sup>#</sup> crore for 2020-21 was 25.10 <i>per cent</i> of GSDP

# This debt does not include ₹ 994.00 crore, which was passed on as back to back loans by Government of India, in lieu of shortfall in GST Compensation vide Government of India's letter No. F. No. 40(1) PF-S/2021-22 dated 10-12-2021.

\* In view of COVID-19 Pandemic leading to highly stressed fiscal situation, the State Government, shall be eligible for additional borrowing upto 2.50% of GSDP for the year 2020-21 (Amendment of Section – 4 of FRBM Act 2020 vide Notification No. IGL.59/2005/85 dated 19-10-2020)

N.B : The Primary Deficit of the State Government Assam for 2020-21 was ₹ 6,902.85 crore as per accounts.

The Fiscal Deficit of ₹ 12,102.03 crore was financed by way of (i) Internal debt (Market borrowing, Loans from financial Institution *etc.*) ₹ 14,383.81 crore, (ii) Loans and Advances from the Central Government ₹ 1,408.39 crore, (iii) Small Savings, Provident Fund *etc.* ₹ 888.85 crore, (iv) Deposit and Advances ₹ (-)272.86 crore, (v) Sinking Funds and Reserve Funds ₹ (-) 229.72 crore, (vi) Suspense & Miscellaneous ₹ (-) 456.88 crore, (vii) Remittances ₹ (-) 46.39 crore (viii) Cash Balance ₹ (-) 716.56 crore (ix) Investments ₹ (-) 3656.61 crore (x) Amount closed to Government Account during 2020-21 ₹ 800.00 crore.

Gross Domestic Product for 2020-21 as per Directorate of Economic and Statistics, Government of Assam, at current prices was ₹ 3,48,277.17 crore.

The status of target and achievement is required to be disclosed by the State Government in the Legislature at the time of presentation of the Budget for 2020-21 as stipulated by the FRBM Act and Rules. In this context,

- (i) no disclosure has been made on significant changes in the Accounting Standards, policies and practices affecting or likely to affect the compliance of the prescribed fiscal indicators; and
- (ii) no disclosure has been made in respect of Major Works and Contracts, Committed liabilities, claims in respect of unpaid bills on works and supplies, Statement of Assets and in respect of weighted average Interest Rates on Govt. Liabilities.

## 7. Impact on Revenue Surplus and Fiscal Deficit:

The impact on the Revenue Surplus and Fiscal Deficit of the Government of Assam as brought out in the preceding paras is tabulated below:

(₹ in crore)

Para Number	Item*	Impact on Revenue Surplus		Impact on Fiscal Deficit	
		Overstatement	Understatement	Overstatement	Understatement
Para 2(ii) of Notes to Accounts	Major works budgeted/ booked under Revenue section instead of Capital Section	---	386.56	---	---
Para 2(ii) of Notes to Accounts	Minor works budgeted/ booked under Capital Section instead of Revenue Section	80.75	---	---	---
Para 2(ii) of Notes to Accounts	Grants-in-Aid booked under Capital section instead of Revenue Section	5,640.47	---	---	---
Para 2(ii) of Notes to Accounts	Maintenance expenditure booked under Capital section instead of Revenue Section	2.06	---	---	---
Para 2(x) of Notes to Accounts	Non discharge of Interest liabilities payment	102.79	---	---	102.79
Para 4(ii) A(a) of Notes to Accounts	Short transfer of fund to SDRF	258.64	---	---	258.64
Para 4(ii) B (b) of Notes to Accounts	Shortfall in State Government contribution to Guarantee Redemption Fund	2.55	---	---	2.55
Para 4(v) of Notes to Accounts	Non-transfer of Central Government grant towards CRF into Central Road Fund.	43.78	---	---	43.78
Para: 4 (viii) of Notes to Accounts	Non-reporting of pension payment.	1,209.08	---	---	1,209.08
<b>Total (Net) Impact</b>		<b>6,953.56 Overstatement</b>		<b>1,616.84 Understatement</b>	

**Annexure – A****Statement of Periodical/ Other Adjustments**

(Refer paragraph 1 (ii) of the Notes to Accounts)

**“A-1”- Periodical Adjustments:****(₹ in crore)**

Sl. No.	Periodical Adjustment	Heads of Account		Amount	Remarks
		From	To		
1	Transfer to Sinking Fund	2048 - Appropriation for reduction or avoidance of debt	8222 -Sinking Funds	100.00	Contribution to Sinking Fund.
2	Annual GPF interest adjustment	2049 - Interest Payment	8009 - State Provident Funds	861.47	Annual interest credited to the GPF head of account.
3	Annual Group Insurance interest adjustment	2049 - Interest Payment	8011- Insurance and Pension Funds	13.86	Annual interest credited to the Group Insurance head of account.

**“A-2”- Other Adjustments:****(₹ in crore)**

Sl. No.	Book Adjustment	Heads of Account		Amount	Remarks
		From	To		
1	Adjustment of cross liabilities between Assam State Electricity Board and Government of Assam	2040 - Taxes on Sales, Trades, etc.	0043 - Taxes and Duties on Electricity	128.87	Adjustment of outstanding electricity duty payable by the Assam State Electricity Board (ASEB) to the Government of Assam and Grants-in-Aid towards ASEB Employees Pension Fund Investment Trust payable by the Government of Assam to the ASEB.

## Annexure – B

**Statement of Major Head-wise expenditure booked under the Minor Head  
'800 - Other Expenditure'**

(Refer para 2(iv) of the Notes to Accounts)

(₹ in crore)

Sl. No.	Major Head	Major Schemes under Minor Head 800	Expenditure under Minor Head 800	Total Expenditure	Percentage
1.	4801 - Capital Outlay on Power Projects	APSEIP Tranche 4 (ADB), procurement of Meters and Enhancement of Infra State Transmission System of Assam (AIIB) <i>etc.</i>	295.40	295.40	100.00
2.	5425- Capital Outlay on Other Scientific Environmental Research	Bio-Technology Park, Science City, New Planetarium at six locations <i>etc.</i>	9.20	9.20	100
3.	5465-Investments in General Financial and Trading Institutions	Purchase of Equity Share of GSTIN from ICICI Bank and HDFC Bank	0.08	0.08	100
4.	4070- Capital Outlay on Other Administrative Services	State Signature Scheme and Protection & control of Fire Service Station <i>etc.</i>	218.01	219.35	99.39
5.	4401- Capital Outlay on Crop Husbandry	Rural Infrastructure Development Fund and WIF-Agriculture Cold Storage.	180.67	180.68	99.99
6.	2801 - Power	Payment of dues as per FTFRP, Targeted subsidy to APDCL and DDUGJY and SAUBHAGYA scheme	1,245.25	1,350.25	92.22
7.	3056 - Inland Water Transport	Government Transport Services working expenses - Major Ferry Services, Subansiri River Passenger Services (Commercial) <i>etc.</i>	147.41	165.26	89.31
8.	2575-Other Special Areas Programme	Multi Sectoral Development Programme for Minorities in selected Minority Concentration Districts.	142.94	149.11	95.86
9.	2210- Medical and Public Health	Strengthening of the State Drug Regulatory System and National Health Mission (NHM) <i>etc.</i>	3,412.09	5,395.51	63.24
10.	2217- Urban Development	Housing for All (Pradhan Mantri Awas Yojana, City Amenities Development Fund, Guwahati Municipal Corporation <i>etc.</i>	5,27.61	908.49	58.08

**Annexure – C****Statement of Major Head-wise Receipts booked under the Minor Head  
‘800 - Other Receipts’**

(Refer para 2 (iv) of the Notes to Accounts)

**(₹ in crore)**

<b>Sl. No.</b>	<b>Major Head</b>	<b>Receipt under Minor Head 800</b>	<b>Total Receipts</b>	<b>Percentage</b>
1.	0217-Urban Development	0.11	0.11	100.00
2.	0220- Information and Publicity	0.01	0.01	100.00
3.	0235-social Security and Welfare	0.02	0.02	100.00
4.	0404 - Dairy Development	0.29	0.29	100.00
5.	0408 - Food Storage and Warehousing	0.32	0.32	100.00
6.	0552 - North Eastern areas	57.75	57.75	100.00
7.	0701 - Medium Irrigation	0.55	0.55	100.00
8.	1056- Inland Water Transport	4.82	4.82	100.00
9.	1425- Other Scientific Research	0.07	0.07	100.00
10.	1456 - Civil Supplies	0.05	0.05	100.00
11.	0702 - Minor Irrigation	1.95	1.96	99.49
12.	1054 - Roads and Bridges	19.37	19.96	97.04
13.	0059 - Public Works	1.28	1.34	95.52
14.	0070 - Other Administrative Services	90.87	95.72	94.93
15.	0215 - Water Supply and Sanitation	0.47	0.64	73.44

**Annexure –D**  
**Statement showing Pending of DCC bills**  
(Refer para 2(vii) of the Notes to Accounts)

**“D-1”- Department wise pending of DCC bills:**

(₹ in crore)

Sl. No	Department	No. of pending DCC bills	Amount
1	Administrative Reforms (Training)	1	0.00049
2	Agriculture	3	0.26018
3	Animal Husbandry	4	0.2246
4	Assam Public Service Commission	9	0.69222
5	Assembly Secretariat	9	0.14568
6	Co-operation	1	0.0015
7	Cultural Affairs	27	2.23707
8	Border Development	32	36.4777
9	Education (General)	35	85.1174
10	Election	211	125.888
11	Excise	1	0.002
12	Finance (Taxation)	12	4.2672
13	Finance	21	2.56184
15	Food & Civil Supplies	2	26.0266
16	General Administration	138	25.014
17	Governor Secretariat	2	0.20757
18	Health	24	106.128
19	Hill Areas Development	9	2.78768
20	Home	246	100.99
21	Industry and Commerce	5	7.93284
22	Information & Public Relation	9	0.06002
23	Judicial	56	0.62788
24	Labour & Employment	3	0.0013
25	Labour welfare	4	0.06632
26	Panchayat and Rural Development	19	102.827
27	Pension & Public Grievances	4	0.06632
28	Transformation & Development (Planning)	105	45.3077
29	Political	42	1.57648
30	Public Health Engineering	2	0.0004
31	Public Works Department	29	0.1376
32	Revenue & Disaster Management	11	0.9047
33	Revenue	306	35.1448
34	Secretariat Administration	125	58.4657
35	Social Welfare	19	37.5525
36	Sports & Youth Welfare	3	22.2648
37	Tourism	42	8.54314
38	Transport	8	148.86
39	Water Resources	46	0.12682
40	Welfare of PT & BC	23	61.3497
<b>Total</b>		<b>1648</b>	<b>1,050.84</b>

**Aneexure-D**  
**Statement of Pending DCC bills**  
(Refer para 2(vii) of the Notes to Accounts)

**“D-2”- Year-wise pending of DCC bills:**

(₹ in crore)			
Sl. No.	Year	Number of DCC bills outstanding	Amount
1	2001-02	111	34.33
2	2002-03	129	10.98
3	2003-04	124	21.53
4	2004-05	62	53.01
5	2005-06	93	17.87
6	2006-07	39	53.11
7	2007-08	142	42.12
8	2008-09	28	19.29
9	2009-10	49	80.70
10	2010-11	13	1.84
11	2011-12	76	27.22
12	2012-13	62	43.74
13	2013-14	33	95.39
14	2014-15	42	4.60
15	2015-16	15	37.50
16	2016-17	1	0.08
17	2017-18	8	114.69
18	2018-19	156	193.56
19	2019-20	216	24.39
20	2020-21	249	174.89
<b>Total</b>		<b>1648</b>	<b>1,050.84</b>

**Annexure – E**  
**“E-1” -Department wise Pending Utilization Certificates**  
(Refer para 2(viii) of the Notes to Accounts)

(₹ in crore)

Sl. No.	Name of Department	No. of pending UCs for 2002-03 to 2020-21	Amount	Addition during 2020-21	Amount
1	Administrative Reforms (Training)	3	29.99	3	25.93
2	Agriculture	187	1513.81	66	918.01
3	Animal Husbandry	18	22.30	14	15.91
4	Assembly Secretariat	71	1.43	28	0.71
5	Co-operation	62	33.78	62	12.98
6	Cultural Affairs	409	184.13	29	26.94
7	Dairy Development	29	27.34	0	0.00
8	Border Development	2	5.53	5	29.23
9	Education (General)	4220	3235.07	108	1655.18
10	Education (Technical)	25	3.56	15	11.97
11	Election	2	0.22	0	0.00
12	Excise	1	0.33	1	2.85
13	Finance (Taxation)	409	707.67	0	0.00
14	Finance (Economic Affairs)	165	240.11	10	211.47
15	Finance	24	1351.70	31	556.96
16	Fisheries	140	36.43	5	16.79
17	Food & Civil Supplies	13	61.80	2	0.42
18	Forest	4	3.48	0	0.00
19	General Administration	224	112.66	0	0.00
20	Governor Secretariat	14	0.99	7	0.92
21	Guwahati Development	169	902.50	10	21.97
22	Handloom and Textile	56	73.12	67	18.88
23	Health	280	5867.63	87	3234.05
24	Hill Areas	113	153.45	9	51.20
25	Home	48	213.80	57	42.54
26	Horticulture	15	83.85	0	0.00
27	Industry and Commerce	78	250.98	34	26.31
28	Information and Public Relation	4	0.41	3	1.16
29	Information and Technology	28	82.79	9	36.55
30	Irrigation	2	101.70	1	1.00
31	Judicial	13	23.39	2	3.43
32	Labour & Employment	35	237.69	5	23.69
33	Labour welfare	2	15.53	2	1.76
34	Power	9	138.45	7	1148.65
35	Minority Development	66	371.62	44	99.49
36	Municipal Administration	88	554.18	0	0.00
37	Panchayat and Rural Development	102	4572.61	43	3577.09
38	Transformation and Development (Planning)	658	933.16	281	464.99



39	Political	23	24.89	10	12.39
40	Public Health Engineering	14	828.66	15	1400.43
41	Public Works Department	21	4113.63	25	3329.48
42	Revenue and Disaster Management	153	24.71	0	0.00
43	Revenue	1088	415.61	948	416.25
44	Rural Development	65	1897.49	49	1093.39
45	Science and Technology	53	23.86	38	16.44
46	Secretariat Administration	178	2160.78	409	516.88
47	Sericulture	213	89.16	3	0.45
48	Social Welfare	751	2184.03	111	943.02
49	Sports and Youth Welfare	165	140.16	13	6.53
50	Tourism	121	134.03	12	36.51
51	Urban Development (Town & Country Planning)	136	1251.36	3	1.49
52	Urban Development	133	354.88	32	650.43
53	Transport	22	114.65	9	45.97
54	Water Resources	4	384.11	0	0.00
55	Welfare of PT & BC	789	3338.29	76	356.89
<b>Total</b>		<b>11717</b>	<b>39629.49</b>	<b>2800</b>	<b>21065.58</b>

**“E-2” –Year wise Pending Utilization Certificates**  
(Refer para 2(viii) of the Notes to Accounts)

(₹ in crore)

Sl. No.	Drawal Year	Due Year	Number of UCs pending	Amount
1	2001-02	2002-03	833	54.26
2	2002-03	2003-04	409	36.22
3	2003-04	2004-05	744	197.07
4	2004-05	2005-06	949	145.80
5	2005-06	2006-07	712	203.12
6	2006-07	2007-08	654	194.27
7	2007-08	2008-09	463	220.85
8	2008-09	2009-10	341	305.75
9	2009-10	2010-11	122	447.19
10	2010-11	2011-12	306	395.16
11	2011-12	2012-13	275	583.03
12	2012-13	2013-14	289	827.68
13	2013-14	2014-15	393	1237.32
14	2014-15	2015-16	793	1590.81
15	2015-16	2016-17	479	2963.30
16	2016-17	2017-18	24	1607.23
17	2017-18	2018-19	223	2080.64
18	2018-19	2019-20	1062	5336.21
19	2019-20	2020-21	2646	21203.58
<b>Total</b>			<b>11717</b>	<b>39,629.49</b>

## Annexure -F

## Expenditure on Ecology and Environment

(Refer para 2(xiii) of the Notes to Accounts)

(₹ in crore)

Major Head	Sub-Major Head	Minor Head	Sub-Head	Sub-Sub Head /Detail Head	Object Head	2018-19		2019-20		2020-21	
						Budget (Original + Supplementary)	Expenditure	Budget (Original + Supplementary)	Expenditure	Budget (Original + Supplementary)	Expenditure
2251	00	090	1025	-	01	-	-	-	-	-	-
2251	00	090	1025	-	03	-	-	-	-	-	-
2406	01	800	3104	-	31	0.22	0.22	0.19	0.16	---	---
2406	01	800	708	989	26	2.00	-	0.50	-	---	---
2406	01	800	3104	-	32	0.45	0.45	0.19	-	0.19	---
2406	01	800	5327	-	32	-	-	19.04	-	---	---
3425	60	200	2240	-	31	0.67	0.67	0.74	0.74	0.69	0.69
4217	01	051	1590	402	13	-	-	10.00	8.00	9.50	---
4225	02	800	4855	927	13	2.71	0.16	1.50	-	---	---
4552	00	234	5725	927	13	1.70	0.38	10.73	-	8.65	5.00
<b>Total</b>						<b>7.75</b>	<b>1.88</b>	<b>42.89</b>	<b>8.90</b>	<b>19.03</b>	<b>5.69</b>

**Annexure-G**  
**Details of short contribution and less transfer of fund under NPS**  
(Refer para 4(i) of the Notes to Accounts)

(₹ in crore)

Year	Details of contribution received				Details of funds transferred			
	Employees' contribution	Government Share	Short contribution made by Govt.	Total contribution	Fund transferred to NSDL Total	Funds paid to beneficiaries	Net Refunds (+) and re-submission (-)	Less transfer
	1	2	3	4 (1+2)	5	6	7	8 (4+7) - (5+6)
2009-10	3.21	*76.72	(-) 73.51	79.93	Nil	--	--	79.93
2010-11	53.11	*1.32	51.79	54.43	3.54	--	--	50.89
2011-12	83.55	*57.34	26.21	140.89	94.05	--	--	46.84
2012-13	108.39	**101.42	6.97	209.81	201.49	--	--	8.32
2013-14	201.16	***98.80	102.36	299.96	180.11	--	--	119.85
2014-15	288.52	250.00	38.52	538.52	599.86	--	--	(-) 61.34
2015-16	334.80	352.50	(-) 17.69	687.30	704.98	0.01	0.19	(-) 17.50
2016-17	396.69	308.12	88.57	704.81	616.11	0.16	0.01	88.55
2017-18	529.01	565.88	(-) 36.87	1,094.89	1,131.40	0.38	0.26	(-) 36.63
2018-19	590.14	445.25	144.89	1035.39	890.06	0.44	(-) 0.14	144.75
2019-20	682.96	749.32	206.82@	1432.28	1498.30	0.38	(-) 0.03	(-) 66.43
2020-21	735.43	1060.34	(-) 30.74\$	1795.77	1820.25	0.60	(-) 0.03	(-) 25.11
<b>Total</b>	<b>4,006.97</b>	<b>4,067.01</b>	<b>507.32</b>	<b>8,073.98</b>	<b>7,740.15</b>	<b>1.97</b>	<b>0.26#</b>	<b>332.12&amp;</b>

\* Government Share credited to current Account from Asian Development Bank (ADB) funds

\*\* ₹ 1.88 crore made from Asian Development Bank (ADB) fund and ₹ 99.54 crore directly credited to Current Account from MH: 2701

\*\*\* ₹ 93.42 crore of fund directly credited to Current Account from MH: 2701

# Includes refunds by NSDL for erroneous reporting and re-submission.

@ Figures updated as Government Share raised to 14 *per cent* w.e.f. April 2019 (Due for contribution was ₹956.14 crore *minus* actual contribution of ₹ 749.32 crore)

\$ Due for contribution was ₹1029.60 crore *minus* actual contribution of ₹1060.34 crore

& Less transfer (₹ 316.74 crore under MH-8342-117 *plus* ₹ 15.38 crore in Current Bank Account)

**Annexure-H**  
**Table showing Position of Suspense & Remittance Balances**

(Refer para 4 (iii) of the Notes to Accounts)

(₹ in crore)


Name of Major and Minor Head	2018-19		2019-20		2020-21	
<b>8658 - Suspense</b>	<b>Dr.</b>	<b>Cr.</b>	<b>Dr.</b>	<b>Cr.</b>	<b>Dr.</b>	<b>Cr.</b>
101 - PAO suspense	117.06	52.53	224.98	145.92	327.29	227.41
<b>Net</b>	<b>Dr.64.53</b>		<b>Dr.79.06</b>		<b>Dr.99.88</b>	
102 - Suspense Account-Civil	1,393.36	61.40	2,322.47	531.66	1,758.94	372.63
<b>Net</b>	<b>Dr.1,331.96</b>		<b>Dr.1,790.81</b>		<b>Dr.1,386.31</b>	
107 - Cash Settlement Suspense Account	82.73	15.65	82.73	15.65	82.73	15.65
<b>Net</b>	<b>Dr. 67.08</b>		<b>Dr. 67.08</b>		<b>Dr. 67.08</b>	
109 - Reserve Bank Suspense -Headquarters	(-)297.50	(-)0.29	(-)226.65	(-)10.02	(-) 216.08	(-) 0.22
<b>Net</b>	<b>Cr.297.21</b>		<b>Cr.216.63</b>		<b>Cr.215.86</b>	
110 - Reserve Bank Suspense - CAO	14.30	911.52	14.30	1,050.40	20.85	214.61
<b>Net</b>	<b>Cr.897.22</b>		<b>Cr.1,036.10</b>		<b>Cr.193.76</b>	
112 - Tax Deducted at Source (TDS) Suspense	---	---	---	0.01	---	---
<b>Net</b>	<b>---</b>		<b>Cr.0.01</b>		<b>---</b>	
123 - A.I.S Officers' Group Insurance Scheme	0.14	1.42	0.18	1.47	0.25	1.51
<b>Net</b>	<b>Cr.1.28</b>		<b>Cr.1.29</b>		<b>Cr.1.26</b>	
<b>8782-Cash Remittances</b>						
102 - P.W. Remittances	61,358.86	61,051.00	69,526.23	69,159.54	76,676.11	76,290.28
<b>Net</b>	<b>Dr.307.86</b>		<b>Dr.366.69</b>		<b>Dr. 385.83</b>	
103 - Forest Remittances	4,737.65	4,454.57	5,231.80	4,884.08	5,873.61	5,490.72
<b>Net</b>	<b>Dr.283.08</b>		<b>Dr.347.72</b>		<b>Dr. 382.89</b>	



**© COMPTROLLER AND  
AUDITOR GENERAL OF INDIA  
2021  
[www.cag.gov.in](http://www.cag.gov.in)**



**[www.agasm.cag.gov.in](http://www.agasm.cag.gov.in)**



सत्यमेव जयते

# FINANCE ACCOUNTS (VOLUME-II) 2020-21



लोकहितार्थं सत्यनिष्ठा  
Dedicated to Truth in Public Interest

## GOVERNMENT OF ASSAM





# **FINANCE ACCOUNTS**

## **(Volume – II)**

**2020 - 21**

**GOVERNMENT OF ASSAM**



---

---

## TABLE OF CONTENTS

---

---

	Subject	Volume I	Page(s)
➤	Table of contents		i-ii
➤	Certificate of the Comptroller and Auditor General of India		iii-vi
➤	Guide to Finance Accounts		vii-xiii
1	Statement of Financial Position		1-2
2	Statement of Receipts and Disbursements Annexure to Statement No.2 ( Cash Balances and Investments of Cash Balances)		3-8
3	Statement of Receipts (Consolidated Fund)		9-12
4	Statement of Expenditure (Consolidated Fund)		
	A. Expenditure By Function		13-15
	B. Expenditure By Nature		16
5	Statement of Progressive Capital Expenditure		17-22
6	Statement of Borrowings and other Liabilities		23-27
7	Statement of Loans and Advances given by the Government		28-30
8	Statement of Investments of the Government		31
9	Statement of Guarantees given by the Government		32
10	Statement of Grants-in-aid given by the Government		33-35
11	Statement of Voted and Charged Expenditure		36-37

---



---

**TABLE OF CONTENTS**


---



---

<b>Subject</b>	<b>Page(s)</b>
12 Statement on Sources and Application of Funds for Expenditure other than on Revenue Account	38-42
13 Summary of balances under Consolidated Fund, Contingency Fund and Public Account	43-45
➤ Notes to Accounts	46-74

**Volume II****Part I**

14 Detailed Statement of Revenue and Capital Receipts by Minor Heads	75-145
15 Detailed Statement of Revenue Expenditure by Minor Heads	146-205
16 Detailed Statement of Capital Expenditure by Minor Heads and Sub-heads	206-394
17 Detailed Statement of Borrowings and other Liabilities	395-412
18 Detailed Statement on Loans and Advances given by the State Government	413-437
19 Detailed Statement of Investments of the Government	438-458
20 Detailed Statement of Guarantees given by the Government	459-465
21 Detailed Statement on Contingency Fund and Other Public Account transactions	466-483
22 Detailed Statement on Investment of Earmarked Balances	484-488

---



---

**TABLE OF CONTENTS**


---



---

<b>Subject</b>	<b>Page(s)</b>
<b>Volume II</b>	
<b>Part II : Appendices</b>	
I Comparative Expenditure on Salary	490-509
II Comparative Expenditure on Subsidy	510-511
III Grants-in-Aid /Assistance given by the State Government (Institution wise and Scheme wise)	512-524
IV Details of Externally Aided Projects	525-528
V Expenditure on Schemes	529-538
A. Central Schemes(Centrally Sponsored Schemes and Central Schemes)	
B. State Schemes	
VI Direct transfer of Central Scheme funds to implementing Agencies in the State (Funds routed outside State Budget) (Unaudited Figures)	539-579
VII Acceptance and Reconciliation of balances (As depicted in Statements 18 and 21)	580-581
VIII Financial results of Irrigation Schemes	582-583
IX Commitments of the Government-List of Incomplete Capital Works	584-602
X Maintenance Expenditure with segregation of Salary and Non-salary portion	603-614
XI Major Policy Decisions of the Government during the year or new schemes proposed in the Budget	615-618
XII Committed Liabilities of the Government	619
XIII Re-organisation of the States-Items for which allocation of balances between/among the States has not been finalised	620



# **Part - I**





---



---

**14 - DETAILED STATEMENT OF REVENUE AND CAPITAL RECEIPTS BY MINOR HEADS**


---



---

Heads		Actuals		Per Cent of Increase (+)/Decrease (-) during the year
		2020-2021	2019-2020	
RECEIPT HEADS (Revenue Account)		(In lakh of ₹)		
A. TAX REVENUE				
(a) Goods and Services Tax				
0005	Central Goods and Services Tax (CGST)			
901	Share of net proceeds assigned to States	54,97,76.00	61,63,89.00	(-)11
	Total - 0005	54,97,76.00	61,63,89.00	(-)11
0006	State Goods and Services Tax (SGST)			
101	Tax	33,91,07.06	40,25,03.28	(-)16
102	Interest	10,65.04	13,36.47	(-)20
103	Penalty	98.73	1,18.01	(-)16
104	Fees	33,29.85	71,37.18	(-)53
105	Input Tax Credit cross utilisation of SGST and IGST	36,72,59.41	42,23,93.50	(-)13
106	Apportionment of IGST-Transfer-in of Tax Component to SGST	4,25,96.19	85,41.47	(+)399
110	Advance Apportionment from IGST	5,67,91.13	2,46,74.49	(+)130
500	Receipt awaiting transfer to other Minor Heads	4,46,49.08	88,21.15	(+)406
800	Other Receipts	6.00	4.84	(+)24
	Total - 0006	85,49,02.49	87,55,30.39	(-)2

**14 - DETAILED STATEMENT OF REVENUE AND CAPITAL RECEIPTS BY MINOR HEADS**

Heads		Actuals		Per Cent of Increase (+)/Decrease (-) during the year
		2020-2021	2019-2020	
RECEIPT HEADS (Revenue Account)		(In lakh of ₹)		
A. TAX REVENUE- Contd.				
(a) Goods and Services Tax- Contd.				
Total - (a) Goods and Services Tax		1,40,46,78.49	1,49,19,19.39	(-)6
(b) Taxes on Income and Expenditure				
0020	Corporation Tax			
901	Share of net proceeds assigned to States	56,48,64.00	74,06,13.00	(-)24
	Total - 0020	56,48,64.00	74,06,13.00	(-)24
0021	Taxes on Income other than Corporation Tax			
901	Share of net proceeds assigned to States	57,94,53.00	58,03,21.00	---
	Total - 0021	57,94,53.00	58,03,21.00	---
0022	Taxes on Agricultural Income			
101	Tax Collections	(-)38,13.03	6,67.33	(-)671
800	Other Receipts	12.78	20.05	(-)36
	Total - 0022	(-)38,00.25(a)	6,87.38	(-)653
0028	Other Taxes On Income and Expenditure			
102	Penalties	0.10	38.41	(-)100

(a) Minus figure is due to refund of ₹4384.78 lakh against collection of ₹ 584.54 lakh during the year under Assam Agriculture Income Tax Act 1939 as intimated by Government of Assam vide letter No. CPM-1/2021-22/29 Dated 18-08-2021.

**14 - DETAILED STATEMENT OF REVENUE AND CAPITAL RECEIPTS BY MINOR HEADS**

Heads		Actuals		Per Cent of Increase (+)/Decrease (-) during the year
		2020-2021	2019-2020	
RECEIPT HEADS (Revenue Account)		(In lakh of ₹)		
A. TAX REVENUE- Contd.				
(b) Taxes on Income and Expenditure- Contd.				
0028	Other Taxes On Income and Expenditure			
107	Taxes on Professions Traders, Callings and Employment	1,88,78.95	1,89,53.51	---
	Total - 0028	1,88,79.05(a)	1,89,91.92	(-)1
	Total - (b) Taxes on Income and Expenditure	1,15,93,95.80	1,34,06,13.30	(-)14
(c) Taxes on Property, Capital and Other Transactions				
0029	Land Revenue			
101	Land Revenue/ Tax	74,84.99	58,26.89	(+)28
103	Rates and Cesses on Land	12,76.97	13,07.95	(-)2
105	Receipts from Sale of Government Estates	6.27	3.77	(+)66
106	Receipts on account of Survey and Settlement Operations	2.69	---	(+)100
107	Sale Proceeds of Waste Lands and Redemption of Land Tax	0.27	---	(+)100
800	Other Receipts	29,10.16	22,77.70	(+)28
	Total - 0029	1,16,81.35 (b)	94,16.31	(+)24

(a) It includes ₹ 41.78 lakh cleared from Objection Book Suspense pertaining to earlier years'. (b) It includes ₹ 7.37 lakh cleared from Objection Book Suspense pertaining to earlier years'.

---



---

**14 - DETAILED STATEMENT OF REVENUE AND CAPITAL RECEIPTS BY MINOR HEADS**


---



---

Heads	Actuals		Per Cent of Increase (+)/Decrease (-) during the year	
	2020-2021	2019-2020		
RECEIPT HEADS (Revenue Account)		(In lakh of ₹)		
A. TAX REVENUE- Contd.				
(c) Taxes on Property, Capital and Other Transactions- Contd.				
0030	Stamps and Registration Fees			
01	Stamps-Judicial			
101	Court Fees Realised in Stamps	5.59	1.27	(+)340
102	Sale of Stamps	7,80.62	11,34.95	(-)31
800	Other Receipts	1,27.14	1,14.07	(+)11
	Total - 01 Stamps-Judicial	9,13.35	12,50.29	(-)27
02	Stamps-Non-Judicial			
101	Court Fees Realised in Stamps	8.17	11.98	(-)32
102	Sale of Stamps	1,88,62.75	1,95,27.02	(-)3
103	Duty on Impressing of Documents	---	38.55	(-)100
800	Other Receipts	5.72(a)	3.92	(+)46
	Total - 02 Stamps-Non-Judicial	1,88,76.64	1,95,81.47	(-)4
03	Registration Fees			
104	Fees for Registering Documents	37,37.51	39,56.61	(-)6
800	Other Receipts	45,47.72	44,76.35	(+)2

(a) Received from the Central Government

---



---

**14 - DETAILED STATEMENT OF REVENUE AND CAPITAL RECEIPTS BY MINOR HEADS**


---



---

Heads	Actuals		Per Cent of Increase (+)/Decrease (-) during the year	
	2020-2021	2019-2020		
RECEIPT HEADS (Revenue Account)		(In lakh of ₹)		
A. TAX REVENUE- Contd.				
(c) Taxes on Property, Capital and Other Transactions- Contd.				
0030	Stamps and Registration Fees			
03	Registration Fees			
	Total - 03 Registration Fees	82,85.23	84,32.96	(-)2
	Total - 0030	2,80,75.22	2,92,64.72	(-)4
0032	Taxes on Wealth			
901	Share of net proceeds assigned to States	---	33.00	(-)100
	Total - 0032	---	33.00	(-)100
	Total - (c) Taxes on Property, Capital and Other Transactions	3,97,56.57	3,87,14.03	(+)3
(d) Taxes on Commodities and Services other than Goods and Services Tax				
0037	Customs			
901	Share of net proceeds assigned to States	9,64,41.00	13,76,85.00	(-)30
	Total - 0037	9,64,41.00	13,76,85.00	(-)30

---



---

**14 - DETAILED STATEMENT OF REVENUE AND CAPITAL RECEIPTS BY MINOR HEADS**


---



---

Heads		Actuals		Per Cent of Increase (+)/Decrease (-) during the year
		2020-2021	2019-2020	
RECEIPT HEADS (Revenue Account)		(In lakh of ₹)		
A. TAX REVENUE - Contd.				
(d) Taxes on Commodities and Services other than Goods and Services Tax - Contd.				
0038	Union Excise Duties			
01	Shareable Duties			
901	Share of net proceeds assigned to States	6,22,41.00	9,57,27.00	(-)35
Total - 0038		6,22,41.00	9,57,27.00	(-)35
0039	State Excise			
101	Country Spirits	6,45.22	2,48,98.50	(-)97
102	Country Fermented Liquors	45.96	5.73	(+)702
104	Liquor	7.94	32.31	(-)75
105	Foreign Liquors and Spirits	20,08,08.03	13,80,97.06	(+)45
106	Commercial and Denatured Spirits and Medicated Wines	22.55	8.18	(+)176
107	Medicinal and Toilet Preparations Containing Alcohol, Opium etc.	1,24.86	6.65	(+)1,775
108	Opium, Hemps and Other Drugs	---	1.09	(-)100

---



---

**14 - DETAILED STATEMENT OF REVENUE AND CAPITAL RECEIPTS BY MINOR HEADS**


---



---

Heads		Actuals		Per Cent of Increase (+)/Decrease (-) during the year
		2020-2021	2019-2020	
RECEIPT HEADS (Revenue Account)		(In lakh of ₹)		
A. TAX REVENUE - Contd.				
(d) Taxes on Commodities and Services other than Goods and Services Tax - Contd.				
0039	State Excise			
150	Fines and Confiscations	3.85	3.19	(+)21
800	Other Receipts	23,35.60	19,50.40	(+)20
Total - 0039		20,39,94.01(a)	16,50,03.11	(+)24
0040	Taxes on Sales,Trade etc.			
101	Receipts under Central Sales Tax Act	6,31,00.92	1,56,63.00	(+)303
102	Receipts under State Sales Tax Act	28.47	17.79	(+)60
103	Tax on Sale of Motor Spirits and Lubricants	---	0.89	(-)100
104	Surcharge on Sales Tax	---	86.02	(-)100
105	Tax on Sale of Crude Oil	---	1,59.85	(-)100
111	Value Added Tax (VAT) Receipts	44,31,26.24	43,11,96.47	(+)3
800	Other Receipts	10,59.03	9,71.58	(+)9
900	Deduct-Refunds	(-) 2,17.49	---	(+)100

(a) It includes ₹ 46.73 lakh cleared from Objection Book Suspense pertaining to earlier years'.

---



---

**14 - DETAILED STATEMENT OF REVENUE AND CAPITAL RECEIPTS BY MINOR HEADS**


---



---

Heads		Actuals		Per Cent of Increase (+)/Decrease (-) during the year
		2020-2021	2019-2020	
RECEIPT HEADS (Revenue Account)		(In lakh of ₹)		
A. TAX REVENUE - Contd.				
(d) Taxes on Commodities and Services other than Goods and Services Tax - Contd.				
0040	Taxes on Sales, Trade etc. – Concl'd.			
	Total - 0040	50,70,97.17(a)	44,80,95.60	(+)13
0041	Taxes on Vehicles			
101	Receipts under the Indian Motor Vehicles Act	1,46,15.47	3,17,35.13	(-)54
102	Receipts under the State Motor Vehicles Taxation Acts	49,53.89	1,79,37.98	(-)72
800	Other Receipts	5,28,28.25	3,19,08.78	(+)66
	Total - 0041	7,23,97.61(b)	8,15,81.89	(-)11
0042	Taxes on Goods and Passengers			
101	Tax Collections	2,35.69	5,66.07	(-)58
102	Tolls on Roads	(-)11.80	0.77	(-)1,632
103	Tax Collection-Passenger Tax	8.04	40.55	(-)80
104	Tax Collection- Goods Tax	0.50	18.59	(-)97
106	Tax on Entry of Goods into Local Areas	1,30.31	41,15.60	(-)97
800	Other Receipts	0.87	5.61	(-)84

(a) It includes ₹ 2,74,63.67 lakh cleared from Objection Book Suspense pertaining to earlier years'. (b) It includes ₹ 17.37 lakh cleared from Objection Book Suspense pertaining to earlier years' and ₹ 21,00.71 lakh received from the Central Government



**14 - DETAILED STATEMENT OF REVENUE AND CAPITAL RECEIPTS BY MINOR HEADS**

Heads		Actuals		Per Cent of Increase (+)/Decrease (-) during the year
		2020-2021	2019-2020	
RECEIPT HEADS (Revenue Account)		(In lakh of ₹)		
A. TAX REVENUE - Contd.				
(d) Taxes on Commodities and Services other than Goods and Services Tax - Contd.				
0042	Taxes on Goods and Passengers – Concltd.			
	Total - 0042	3,63.61	47,47.19	(-)92
0043	Taxes and Duties on Electricity			
101	Taxes on Consumption and Sale of Electricity	1,96,15.89(a)	1,92,37.34	(+)2
102	Fees under the Indian Electricity Rules	1,17.99	1,99.79	(-)41
103	Fees for the Electrical inspection of Cinemas	1.68	3.15	(-)47
800	Other Receipts	23.22	16.10	(+)44
	Total - 0043	1,97,58.78	1,94,56.38	(+)2
0044	Service Tax			
901	Share of net proceeds assigned to States	86,82.00	---	(+)100
	Total - 0044	86,82.00	---	(+)100
0045	Other Taxes and Duties on commodities and Services			
101	Entertainment Tax	2.57	(-)1.76	(+)246
102	Betting Tax	0.16	0.16	---

(a) It includes book adjustment of ₹ 1,28,87.48 lakh for settlement of cross liabilities between APDCL and the Government of Assam during 2020-21.

---



---

**14 - DETAILED STATEMENT OF REVENUE AND CAPITAL RECEIPTS BY MINOR HEADS**


---



---

Heads		Actuals		Per Cent of Increase (+)/Decrease (-) during the year
		2020-2021	2019-2020	
RECEIPT HEADS (Revenue Account)		(In lakh of ₹)		
A. TAX REVENUE - Concl.				
(d) Taxes on Commodities and Services other than Goods and Services Tax - Concl.				
0045	Other Taxes and Duties on commodities and Services – Concl.			
105	Luxury Tax	7.07	92.69	(-)92
111	Taxes on Advertisement Exhibited in Cinema Theatres	0.09	0.52	(-)83
800	Other Receipts	2.19	2.76	(-)21
901	Share of net proceeds assigned to States	14,75.00	13,76.00	(+)7
Total - 0045		14,87.08	14,70.37	(+)1
Total - (d) Taxes on Commodities and Services other than Goods and Services Tax		97,24,62.26	95,37,66.54	(+)2
Total - A. TAX REVENUE		3,57,62,93.12	3,82,50,13.26	(-)7

---



---

**14 - DETAILED STATEMENT OF REVENUE AND CAPITAL RECEIPTS BY MINOR HEADS**


---



---

Heads		Actuals		Per Cent of Increase (+)/Decrease (-) during the year
		2020-2021	2019-2020	
RECEIPT HEADS (Revenue Account)		(In lakh of ₹)		
B. NON-TAX REVENUE				
(b) Interest Receipts, Dividends and Profits				
0049	Interest Receipts			
04	Interest Receipts of State/ Union Territory Governments with Legislature			
103	Interest from Departmental Commercial Undertakings	0.23	0.36	(-)36
107	Interest from Cultivators	6.59	0.03	(+)21,867
110	Interest Realised on Investment of Cash Balances	68,66.42	3,82,85.62	(-)82
190	Interest from Public Sector and Other Undertakings	42,66.68	96,97.65	(-)56
195	Interest from Co-operative Societies	1.86	4.09	(-)55
800	Other Receipts	1,24,44.84	1,86,98.45	(-)33
900	Deduct-Refunds	---	(-)0.35	(+)100
Total - 04 Interest Receipts of State/ Union Territory Governments with Legislature		2,35,86.62	6,66,85.85	(-)65
Total - 0049		2,35,86.62	6,66,85.85	(-)65
0050	Dividends and Profits			
101	Dividends from Public Undertakings	4,81,88.64	3,38.77	(+)14,125

---



---

**14 - DETAILED STATEMENT OF REVENUE AND CAPITAL RECEIPTS BY MINOR HEADS**


---



---

Heads		Actuals		Per Cent of Increase (+)/Decrease (-) during the year
		2020-2021	2019-2020	
RECEIPT HEADS (Revenue Account)		(In lakh of ₹)		
B. NON-TAX REVENUE - Contd.				
(b) Interest Receipts, Dividends and Profits - Concl'd.				
0050	Dividends and Profits – Concl'd.			
200	Dividends from Other Investments	0.19	27,25.18	(-)100
	Total - 0050	4,81,88.83	30,63.95	(+)1,473
	Total - (b) Interest Receipts, Dividends and Profits	7,17,75.45	6,97,49.80	(+)3
(c) Other Non-Tax Revenue				
	(i) General Services			
0051	Public Service commission			
102	State Public Service Commission Examination Fees	1,91.74	94.53	(+)103
800	Other Receipts	---	0.01	(-)100
	Total - 0051	1,91.74	94.54	(+)103
0055	Police			
101	Police Supplied to Other Governments	20.13	62.88	(-)68
102	Police Supplied to Other Parties	65,23.06	72,59.89	(-)10
103	Fees, Fines and Forfeitures	4,35.23	2,40.61	(+)81

---



---

**14 - DETAILED STATEMENT OF REVENUE AND CAPITAL RECEIPTS BY MINOR HEADS**


---



---

Heads		Actuals		Per Cent of Increase (+)/Decrease (-) during the year
		2020-2021	2019-2020	
RECEIPT HEADS (Revenue Account)		(In lakh of ₹)		
B. NON-TAX REVENUE - Contd.				
(c) Other Non-Tax Revenue - Contd.				
(i) General Services - Contd.				
0055	Police – Concl.			
104	Receipts under Arms Act	20.95	34.10	(-)39
800	Other Receipts	8,01.45	9,44.10	(-)15
Total - 0055		78,00.82	85,41.58	(-)9
0056	Jails			
102	Sale of Jail Manufactures	3.63	3.58	(+)1
800	Other Receipts	1.84	3.58	(-)49
Total - 0056		5.47	7.16	(-)24
0058	Stationery and Printing			
101	Stationery Receipts	0.59	1.77	(-)67
102	Sale of Gazettes etc.	---	0.02	(-)100
200	Other Press Receipts	0.46	---	(+)100
800	Other Receipts	2.52	14.98	(-)83
Total - 0058		3.57	16.77	(-)79

---



---

**14 - DETAILED STATEMENT OF REVENUE AND CAPITAL RECEIPTS BY MINOR HEADS**


---



---

Heads		Actuals		Per Cent of Increase (+)/Decrease (-) during the year
		2020-2021	2019-2020	
RECEIPT HEADS (Revenue Account)		(In lakh of ₹)		
B. NON-TAX REVENUE - Contd.				
(c) Other Non-Tax Revenue - Contd.				
(i) General Services - Contd.				
0059	Public Works			
01	Office Buildings			
011	Rents	---	0.05	(-)100
102	Hire Charges of Machinery and Equipment	4.98	0.06	(+)8,200
103	Recovery of Percentage Charges	0.01	---	(+)100
800	Other Receipts	66.22	40.13	(+)65
	Total - 01 Office Buildings	71.21	40.24	(+)77
60	Other Buildings			
103	Recovery of Percentage Charges	0.02	0.02	---
800	Other Receipts	0.02	0.66	(-)97
	Total - 60 Other Buildings	0.04	0.68	(-)94
80	General			
102	Hire Charges of Machinery and Equipment	1.06	1.72	(-)38

---



---

**14 - DETAILED STATEMENT OF REVENUE AND CAPITAL RECEIPTS BY MINOR HEADS**


---



---

Heads		Actuals		Per Cent of Increase (+)/Decrease (-) during the year
		2020-2021	2019-2020	
RECEIPT HEADS (Revenue Account)		(In lakh of ₹)		
B. NON-TAX REVENUE - Contd.				
(c) Other Non-Tax Revenue - Contd.				
(i) General Services - Contd.				
0059	Public Works – Concl'd.			
80	General – Concl'd.			
800	Other Receipts	61.91	1,27.08	(-)51
	Total - 80 General	62.97	1,28.80	(-)51
	Total - 0059	1,34.22(a)	1,69.72	(-)21
0070	Other Administrative Services			
01	Administration of Justice			
102	Fines and Forfeitures	2,31.15	2,14.25	(+)8
501	Services and Service Fees	1.88	2.30	(-)18
800	Other Receipts	2,92.15	(-)7,53.83	(+)139
	Total - 01 Administration of Justice	5,25.18	(-)5,37.28	(+)198
02	Elections			
101	Sale Proceeds of Election Forms and Documents	8.50	3.01	(+)182
104	Fees, Fines and Forfeiture	8.43	28.64	(-)71

(a) It includes ₹ 0.28 lakh cleared from Objection Book Suspense pertaining to earlier years'.

---



---

**14 - DETAILED STATEMENT OF REVENUE AND CAPITAL RECEIPTS BY MINOR HEADS**


---



---

Heads		Actuals		Per Cent of Increase (+)/Decrease (-) during the year
		2020-2021	2019-2020	
RECEIPT HEADS (Revenue Account)		(In lakh of ₹)		
B. NON-TAX REVENUE - Contd.				
(c) Other Non-Tax Revenue - Contd.				
(i) General Services - Contd.				
0070	Other Administrative Services – Contd.			
02	Elections – Concl'd.			
800	Other Receipts	25.80	3,45.45	(-)93
	<b>Total - 02 Elections</b>	<b>42.73</b>	<b>3,77.10</b>	<b>(-)89</b>
60	Other Services			
101	Receipts from the Central Government for Administration of Central Acts and Regulations	6.30	38.72	(-)84
102	Receipts under Citizenship Act	1.48	0.88	(+)68
103	Receipts under Explosives Act	4.32	9.27	(-)53
104	Receipts under Wild Life Act	0.05	0.03	(+)67
105	Home Guards	1,12.73	0.35	(+)32,109
106	Civil Defence	---	---	(+)
107	Pass-Port and Visa Fees	41.11(a)	39.55	(+)4
115	Receipts from Guest Houses, Government Hostels etc.	68.95	2,12.88	(-)68

(a) Received from the Central Government



---



---

**14 - DETAILED STATEMENT OF REVENUE AND CAPITAL RECEIPTS BY MINOR HEADS**


---



---

Heads		Actuals		Per Cent of Increase (+)/Decrease (-) during the year
		2020-2021	2019-2020	
RECEIPT HEADS (Revenue Account)		(In lakh of ₹)		
B. NON-TAX REVENUE - Contd.				
(c) Other Non-Tax Revenue - Contd.				
(i) General Services - Contd.				
0070	Other Administrative Services – Concl'd.			
60	Other Services – Concl'd.			
117	Visa Fees	---	0.56	(-)100
800	Other Receipts	87,69.35	1,01,74.83	(-)14
Total - 60 Other Services		90,04.29	1,04,77.07	(-)14
Total - 0070		95,72.20	1,03,16.89	(-)7
0071	Contributions and Recoveries towards Pension and Other Retirement Benefits			
01	Civil			
101	Subscriptions and Contributions	13,02.62	11,14.00	(+)17
Total - 01 Civil		13,02.62	11,14.00	(+)17
Total - 0071		13,02.62	11,14.00	(+)17
0075	Miscellaneous General Services			
101	Unclaimed Deposits	---	12.78	(-)100

---



---

**14 - DETAILED STATEMENT OF REVENUE AND CAPITAL RECEIPTS BY MINOR HEADS**


---



---

Heads		Actuals		Per Cent of Increase (+)/Decrease (-) during the year
		2020-2021	2019-2020	
RECEIPT HEADS (Revenue Account)		(In lakh of ₹)		
B. NON-TAX REVENUE - Contd.				
(c) Other Non-Tax Revenue - Contd.				
(i) General Services - Concl'd.				
0075	Miscellaneous General Services – Concl'd.			
104	Unclaimed and Unpaid Dividends, Deposits and Debentures etc. of Investors in Companies	---	0.10	(-)100
800	Other Receipts	10,66.92	70.79	(+)1,407
900	Deduct-Refunds	(-)2.82	(-)1,01.30	(+)97
Total - 0075		10,64.10	(-)17.63	(+)6,136
Total - (i) General Services		2,00,74.74	2,02,43.03	(-)1
(ii) Social Services				
0202	Education, Sports, Art and Culture			
01	General Education			
101	Elementary Education	18.73	1,10.66	(-)83
102	Secondary Education	15.49	1,51.32	(-)90
103	University and Higher Education	3,21.74	52,56.30	(-)94
600	General	1.66	12.04	(-)86

---



---

**14 - DETAILED STATEMENT OF REVENUE AND CAPITAL RECEIPTS BY MINOR HEADS**


---



---

Heads		Actuals		Per Cent of Increase (+)/Decrease (-) during the year
		2020-2021	2019-2020	
RECEIPT HEADS (Revenue Account)		(In lakh of ₹)		
B. NON-TAX REVENUE - Contd.				
(c) Other Non-Tax Revenue - Contd.				
(ii) Social Services - Contd.				
0202	Education, Sports, Art and Culture – Contd.			
01	General Education – Concl'd.			
	Total - 01 General Education	3,57.62	55,30.32	(-)94
02	Technical Education			
101	Tuitions and Other Fees	28.56	1,83.43	(-)84
800	Other Receipts	28.12	48.88	(-)42
	Total - 02 Technical Education	56.68	2,32.31	(-)76
03	Sports and Youth Services			
800	Other Receipts	21.09	42.84	(-)51
	Total -03 Sports and Youth Services	21.09	42.84	(-)51
04	Art and Culture			
102	Public Libraries	0.18	2.23	(-)92
800	Other Receipts	1,19.89	60.18	(+)99

---



---

**14 - DETAILED STATEMENT OF REVENUE AND CAPITAL RECEIPTS BY MINOR HEADS**


---



---

Heads		Actuals		Per Cent of Increase (+)/Decrease (-) during the year
		2020-2021	2019-2020	
RECEIPT HEADS (Revenue Account)		(In lakh of ₹)		
B. NON-TAX REVENUE - Contd.				
(c) Other Non-Tax Revenue - Contd.				
(ii) Social Services - Contd.				
0202	Education, Sports, Art and Culture – Concl'd.			
04	Art and Culture – Concl'd.			
	Total - 04 Art and Culture	1,20.07	62.41	(+)92
	Total - 0202	5,55.46	58,67.88	(-)91
0210	Medical and Public Health			
01	Urban Health Services			
020	Receipts from Patients for Hospital and Dispensary Services	0.08	0.08	---
101	Receipts from Employees State Insurance Scheme	3,54.64	12,87.58	(-)72
103	Contribution for Central Government Health Scheme	0.04	---	(+)100
107	Receipts from Drug Manufacture	1.36	3.14	(-)57
800	Other Receipts	51.50	1,36.62	(-)62
	Total - 01 Urban Health Services	4,07.62	14,27.42	(-)71

---



---

**14 - DETAILED STATEMENT OF REVENUE AND CAPITAL RECEIPTS BY MINOR HEADS**


---



---

Heads		Actuals		Per Cent of Increase (+)/Decrease (-) during the year
		2020-2021	2019-2020	
RECEIPT HEADS (Revenue Account)		(In lakh of ₹)		
B. NON-TAX REVENUE - Contd.				
(c) Other Non-Tax Revenue - Contd.				
(ii) Social Services - Contd.				
0210	Medical and Public Health – Contd.			
02	Rural Health Services			
101	Receipts/ Contributions from Patients and Others	0.03	---	(+)100
800	Other Receipts	---	34.70	(-)100
	Total - 02 Rural Health Services	0.03	34.70	(-)100
03	Medical Education, Training and Research			
101	Ayurveda	2.11	5.00	(-)58
105	Allopathy	0.40	0.61	(-)34
200	Other Systems	0.10	4.08	(-)98
	Total - 03 Medical Education, Training and Research	2.61	9.69	(-)73
04	Public Health			
102	Sale of Sera/ Vaccine	13.03	0.19	(+)6,758
104	Fees and Fines etc.	3,93.07	4,04.99	(-)3
105	Receipts from Public Health Laboratories	34.21	1,06.38	(-)68

---



---

**14 - DETAILED STATEMENT OF REVENUE AND CAPITAL RECEIPTS BY MINOR HEADS**


---



---

Heads		Actuals		Per Cent of Increase (+)/Decrease (-) during the year
		2020-2021	2019-2020	
RECEIPT HEADS (Revenue Account)		(In lakh of ₹)		
B. NON-TAX REVENUE - Contd.				
(c) Other Non-Tax Revenue - Contd.				
(ii) Social Services - Contd.				
0210	Medical and Public Health – Concl'd.			
04	Public Health – Concl'd.			
501	Services and Service Fees	0.06	0.08	(-)25
800	Other Receipts	2,16.04	1,53.23	(+)41
	Total - 04 Public Health	6,56.41	6,64.87	(-)1
80	General			
800	Other Receipts	10.92	0.60	(+)1,720
	Total - 80 General	10.92	0.60	(+)1,720
	Total - 0210	10,77.59	21,37.28	(-)50
0211	Family Welfare			
101	Sale of Contraceptives	0.11	1.26	(-)91
	Total - 0211	0.11	1.26	(-)91

---



---

**14 - DETAILED STATEMENT OF REVENUE AND CAPITAL RECEIPTS BY MINOR HEADS**


---



---

Heads		Actuals		Per Cent of Increase (+)/Decrease (-) during the year
		2020-2021	2019-2020	
RECEIPT HEADS (Revenue Account)		(In lakh of ₹)		
B. NON-TAX REVENUE - Contd.				
(c) Other Non-Tax Revenue - Contd.				
(ii) Social Services - Contd.				
0215	Water Supply and Sanitation			
01	Water Supply			
102	Receipts from Rural Water Supply Schemes	2.95	0.70	(+)321
103	Receipts from Urban Water Supply Schemes	13.13	5.61	(+)134
104	Fees, Fines etc.	1.02	0.33	(+)209
501	Services and Service Fees	---	0.26	(-)100
800	Other Receipts	43.85	66.51	(-)34
	Total - 01 Water Supply	60.95	73.41	(-)17
02	Sewerage and Sanitation			
800	Other Receipts	3.31	3.46	(-)4
	Total - 02 Sewerage and Sanitation	3.31	3.46	(-)4
	Total - 0215	64.26	76.87	(-)16

---



---

**14 - DETAILED STATEMENT OF REVENUE AND CAPITAL RECEIPTS BY MINOR HEADS**


---



---

Heads		Actuals		Per Cent of Increase (+)/Decrease (-) during the year
		2020-2021	2019-2020	
RECEIPT HEADS (Revenue Account)		(In lakh of ₹)		
B. NON-TAX REVENUE - Contd.				
(c) Other Non-Tax Revenue - Contd.				
(ii) Social Services - Contd.				
0216	Housing			
01	Government Residential Buildings			
106	General Pool Accommodation	28.11	31.87	(-)12
107	Police Housing	8.60	9.86	(-)13
700	Other Housing	3,88.66	3,79.14	(+)3
Total - 01 Government Residential Buildings		4,25.37	4,20.87	(+)1
02	Urban Housing			
800	Other Receipts	2,11.55	2,42.48	(-)13
Total - 02 Urban Housing		2,11.55	2,42.48	(-)13
03	Rural Housing			
800	Other Receipts	0.56	1.75	(-)68
Total - 03 Rural Housing		0.56	1.75	(-)68
80	General			
800	Other Receipts	1.19	3.72	(-)68



---



---

**14 - DETAILED STATEMENT OF REVENUE AND CAPITAL RECEIPTS BY MINOR HEADS**


---



---

Heads		Actuals		Per Cent of Increase (+)/Decrease (-) during the year
		2020-2021	2019-2020	
RECEIPT HEADS (Revenue Account)		(In lakh of ₹)		
B. NON-TAX REVENUE - Contd.				
(c) Other Non-Tax Revenue - Contd.				
(ii) Social Services - Contd.				
0216	Housing- Concl'd.			
80	General – Concl'd.			
	Total - 80 General	1.19	3.72	(-)68
	Total - 0216	6,38.67	6,68.82	(-)5
0217	Urban Development			
03	Integrated Development of Small and Medium Towns			
191	Receipts from Municipalities	---	1,67.63	(-)100
800	Other Receipts	0.07	2.31	(-)97
	Total - 03 Integrated Development of Small and Medium Towns	0.07	1,69.94	(-)100
60	Other Urban Development Schemes			
800	Other Receipts	11.14	1.89	(+)489
	Total - 60 Other Urban Development Schemes	11.14	1.89	(+)489
	Total - 0217	11.21	1,71.83	(-)93

---



---

**14 - DETAILED STATEMENT OF REVENUE AND CAPITAL RECEIPTS BY MINOR HEADS**


---



---

Heads		Actuals		Per Cent of Increase (+)/Decrease (-) during the year
		2020-2021	2019-2020	
RECEIPT HEADS (Revenue Account)		(In lakh of ₹)		
B. NON-TAX REVENUE - Contd.				
(c) Other Non-Tax Revenue - Contd.				
(ii) Social Services - Contd.				
0220	Information and Publicity			
01	Films			
102	Receipts from Departmentally Produced Films	0.16	0.70	(-)77
800	Other Receipts	0.05	0.13	(-)62
	Total - 01 Films	0.21	0.83	(-)75
60	Others			
106	Receipts from Advertising and Visual Publicity	0.02	0.11	(-)82
800	Other Receipts	0.80	0.88	(-)9
	Total - 60 Others	0.82	0.99	(-)17
	Total - 0220	1.03	1.82	(-)43
0230	Labour and Employment			
101	Receipts under Labour Laws	6,36.84	6,86.17	(-)7
102	Fees for Registration of Trade Unions	8.17	28.63	(-)71
103	Fees for Inspection of Steam Boilers	44.36	27.75	(+)60

---



---

**14 - DETAILED STATEMENT OF REVENUE AND CAPITAL RECEIPTS BY MINOR HEADS**


---



---

Heads		Actuals		Per Cent of Increase (+)/Decrease (-) during the year
		2020-2021	2019-2020	
RECEIPT HEADS (Revenue Account)		(In lakh of ₹)		
B. NON-TAX REVENUE - Contd.				
(c) Other Non-Tax Revenue - Contd.				
(ii) Social Services - Contd.				
0230	Labour and Employment – Concl'd.			
104	Fees Realised under Factory's Act	3,66.06	3,21.29	(+)14
106	Fees under Contract Labour (Regulation and Abolition Rules)	2,88.08	2,04.73	(+)41
800	Other Receipts	73.15	68.50	(+)7
	Total - 0230	14,16.66(a)	13,37.07	(+)6
0235	Social Security and Welfare			
01	Rehabilitation			
800	Other Receipts	0.78	0.45	(+)73
	Total - 01 Rehabilitation	0.78	0.45	(+)73
60	Other Social Security and Welfare Programmes			
800	Other Receipts	0.92	1.45	(-)37
	Total - 60 Other Social Security and Welfare Programmes	0.92	1.45	(-)37

(a) It includes ₹ 0.08 lakh cleared from Objection Book Suspense pertaining to earlier years' and ₹ 2.00 lakh received from the Central Government.

---



---

**14 - DETAILED STATEMENT OF REVENUE AND CAPITAL RECEIPTS BY MINOR HEADS**


---



---

Heads		Actuals		Per Cent of Increase (+)/Decrease (-) during the year
		2020-2021	2019-2020	
RECEIPT HEADS (Revenue Account)		(In lakh of ₹)		
B. NON-TAX REVENUE - Contd.				
(c) Other Non-Tax Revenue - Contd.				
(ii) Social Services - Concl'd.				
0235	Social Security and Welfare – Concl'd.			
	Total - 0235	1.70	1.90	(-)11
0250	Other Social Services			
800	Other Receipts	0.02	---	(+)100
	Total - 0250	0.02	---	(+)100
	Total - (ii) Social Services	37,66.71	1,02,64.73	(-)63
(iii) Economic Services				
0401	Crop Husbandry			
103	Seeds	10.73	7.39	(+)45
104	Receipts from Agricultural Farms	5.17	3.50	(+)48
105	Sale of Manures and Fertilisers	43.88	14.21	(+)209
107	Receipts from Plant Protection Services	60.39	26.00	(+)132
108	Receipts from Commercial Crops	0.10	0.14	(-)29
119	Receipts from Horticulture and Vegetable Crops	0.31	0.79	(-)61

---



---

**14 - DETAILED STATEMENT OF REVENUE AND CAPITAL RECEIPTS BY MINOR HEADS**


---



---

Heads		Actuals		Per Cent of Increase (+)/Decrease (-) during the year
		2020-2021	2019-2020	
RECEIPT HEADS (Revenue Account)		(In lakh of ₹)		
B. NON-TAX REVENUE - Contd.				
(c) Other Non-Tax Revenue - Contd.				
(iii) Economic Services - Contd.				
0401	Crop Husbandry – Concltd.			
120	Sale, Hire and Services of Agricultural Implements and Machinery including Tractors	1.36	4.69	(-)71
800	Other Receipts	18.08	26.64	(-)32
Total - 0401		1,40.02(a)	83.36	(+)68
0403	Animal Husbandry			
102	Receipts from Cattle and Buffalo Development	39.94	49.80	(-)20
103	Receipts from Poultry Development	24.22	8.93	(+)171
105	Receipts from Piggery Development	7.52	4.69	(+)60
106	Receipts from Fodder and Feed Development	---	0.12	(-)100
108	Receipts from Other Live Stock Development	19.97	20.93	(-)5
800	Other Receipts	9.97	15.57	(-)36
Total - 0403		1,01.62	1,00.04	(+)2

(a) It includes ₹ 0.08 lakh cleared from Objection Book Suspense pertaining to earlier years'.

---



---

**14 - DETAILED STATEMENT OF REVENUE AND CAPITAL RECEIPTS BY MINOR HEADS**


---



---

Heads		Actuals		Per Cent of Increase (+)/Decrease (-) during the year
		2020-2021	2019-2020	
RECEIPT HEADS (Revenue Account)		(In lakh of ₹)		
B. NON-TAX REVENUE - Contd.				
(c) Other Non-Tax Revenue - Contd.				
(iii) Economic Services - Contd.				
0404	Dairy Development			
102	Receipts from Dairy Development Projects	---	0.58	(-)100
800	Other Receipts	29.22	7.22	(+)305
Total - 0404		29.22	7.80	(+)275
0405	Fisheries			
011	Rents	7.25	22.35	(-)68
102	License Fees, Fines etc.	14.31	7.21	(+)98
103	Sale of Fish, Fish Seeds etc.	1,69.96	1,78.69	(-)5
800	Other Receipts	2,17.68	1,79.70	(+)21
Total - 0405		4,09.20	3,87.95	(+)5
0406	Forestry and Wild Life			
01	Forestry			
101	Sale of Timber and Other Forest Produce	77,03.45	65,44.61	(+)18
102	Receipts from Social and Farm Forestries	12,33.66	19,96.71	(-)38

---



---

**14 - DETAILED STATEMENT OF REVENUE AND CAPITAL RECEIPTS BY MINOR HEADS**


---



---

Heads		Actuals		Per Cent of Increase (+)/Decrease (-) during the year
		2020-2021	2019-2020	
RECEIPT HEADS (Revenue Account)		(In lakh of ₹)		
B. NON-TAX REVENUE - Contd.				
(c) Other Non-Tax Revenue - Contd.				
(iii) Economic Services - Contd.				
0406	Forestry and Wild Life – Concl'd.			
01	Forestry – Concl'd.			
103	Receipts from Environmental Forestry	1,88,44.76	2,28,93.70	(-)18
104	Receipts from Forest Plantations	20.97	0.52	(+)3,933
800	Other Receipts	61,38.11	80,96.60	(-)24
	Total - 01 Forestry	3,39,40.95	3,95,32.14	(-)14
02	Environmental Forestry and Wild Life			
111	Zoological Park	30.91	2,89.28	(-)89
112	Public Gardens	13.89	1.76	(+)689
800	Other Receipts	13,03.71	17,82.61	(-)27
	Total - 02 Environmental Forestry and Wild Life	13,48.51	20,73.65	(-)35
	Total - 0406	3,52,89.46	4,16,05.79	(-)15
0408	Food Storage and Warehousing			
800	Other Receipts	31.71	39.29	(-)19

---



---

**14 - DETAILED STATEMENT OF REVENUE AND CAPITAL RECEIPTS BY MINOR HEADS**


---



---

Heads		Actuals		Per Cent of Increase (+)/Decrease (-) during the year
		2020-2021	2019-2020	
RECEIPT HEADS (Revenue Account)		(In lakh of ₹)		
B. NON-TAX REVENUE - Contd.				
(c) Other Non-Tax Revenue - Contd.				
(iii) Economic Services - Contd.				
0408	Food Storage and Warehousing – Concl'd.			
	Total - 0408	31.71(a)	39.29	(-)19
0425	Co-operation			
101	Audit Fees	19.03	18.75	(+)1
800	Other Receipts	50.91	1,90.12	(-)73
	Total - 0425	69.94	2,08.87	(-)67
0435	Other Agricultural Programmes			
102	Fees for Quality Control Grading of Agricultural Products	1.49	0.88	(+)69
103	Receipts from Agricultural Research Stations Orchards etc.	0.03	0.09	(-)67
104	Soil and Water Conservation	7.74	10.45	(-)26
501	Other Services and Service Fees	0.24	0.10	(+)140
800	Other Receipts	6.11	6.99	(-)13
	Total - 0435	15.61	18.51	(-)16

(a) It includes ₹ 0.12 lakh cleared from Objection Book Suspense pertaining to earlier years'.



---



---

**14 - DETAILED STATEMENT OF REVENUE AND CAPITAL RECEIPTS BY MINOR HEADS**


---



---

Heads		Actuals		Per Cent of Increase (+)/Decrease (-) during the year
		2020-2021	2019-2020	
RECEIPT HEADS (Revenue Account)		(In lakh of ₹)		
B. NON-TAX REVENUE - Contd.				
(c) Other Non-Tax Revenue - Contd.				
(iii) Economic Services - Contd.				
0515	Other Rural Development Programmes			
101	Receipts under Panchayati Raj Acts	3.40	14.08	(-)76
800	Other Receipts	16.34	21.89	(-)25
Total - 0515		19.74(a)	35.97	(-)45
0552	North Eastern Areas			
800	Other Receipts	57,74.87(b)	2,03,58.16	(-)72
Total - 0552		57,74.87	2,03,58.16	(-)72
0701	Medium Irrigation			
04	Medium Irrigation-Non-Commercial			
800	Other Receipts	7.37	13.66	(-)46
Total - 04 Medium Irrigation-Non-Commercial		7.37	13.66	(-)46
80	General			
800	Other Receipts	48.10	53.45	(-)10

(a) It includes ₹ 0.15 lakh cleared from Objection Book Suspense pertaining to earlier years'. (b) Received from the Central Government.

---



---

**14 - DETAILED STATEMENT OF REVENUE AND CAPITAL RECEIPTS BY MINOR HEADS**


---



---

Heads		Actuals		Per Cent of Increase (+)/Decrease (-) during the year
		2020-2021	2019-2020	
RECEIPT HEADS (Revenue Account)		(In lakh of ₹)		
B. NON-TAX REVENUE - Contd.				
(c) Other Non-Tax Revenue - Contd.				
(iii) Economic Services - Contd.				
0701	Medium Irrigation – Concl'd.			
80	General – Concl'd.			
	Total -80 General	48.10	53.45	(-)10
	Total - 0701	55.47(a)	67.11	(-)17
0702	Minor Irrigation			
01	Surface Water			
101	Receipts from Water Tanks	0.25	0.19	(+)32
102	Receipts from Lift Irrigation Schemes	0.35	1.96	(-)82
800	Other Receipts	2.05	1.06	(+)93
	Total - 01 Surface Water	2.65	3.21	(-)17
02	Ground water			
800	Other Receipts	0.02	0.06	(-)67
	Total -02 Ground water	0.02	0.06	(-)67

(a) It includes ₹ 1.41 lakh cleared from Objection Book Suspense pertaining to earlier years'.

---



---

**14 - DETAILED STATEMENT OF REVENUE AND CAPITAL RECEIPTS BY MINOR HEADS**


---



---

Heads		Actuals		Per Cent of Increase (+)/Decrease (-) during the year
		2020-2021	2019-2020	
RECEIPT HEADS (Revenue Account)		(In lakh of ₹)		
B. NON-TAX REVENUE - Contd.				
(c) Other Non-Tax Revenue - Contd.				
(iii) Economic Services - Contd.				
0702	Minor Irrigation – Concltd.			
04	Flood Control			
102	Flood Control Project	0.45	0.34	(+)32
800	Other Receipts	2.07	1.16	(+)78
	Total - 04 Flood Control	2.52	1.50	(+)68
80	General			
800	Other Receipts	1,90.79	27.52	(+)593
	Total - 80 General	1,90.79	27.52	(+)593
	Total - 0702	1,95.98	32.29	(+)507
0802	Petroleum			
101	Cess on Indigenous Crude Oil	0.09	0.11	(-)18
103	Royalties	14,67,44.13	38,03,66.23	(-)61
104	Receipts under the Petroleum Act	1,07.49	1,66.72	(-)36
800	Other Receipts	3.09	0.56	(+)452

---



---

**14 - DETAILED STATEMENT OF REVENUE AND CAPITAL RECEIPTS BY MINOR HEADS**


---



---

Heads		Actuals		Per Cent of Increase (+)/Decrease (-) during the year
		2020-2021	2019-2020	
RECEIPT HEADS (Revenue Account)		(In lakh of ₹)		
B. NON-TAX REVENUE - Contd.				
(c) Other Non-Tax Revenue - Contd.				
(iii) Economic Services - Contd.				
0802	Petroleum – Concltd.			
	Total - 0802	14,68,54.80	38,05,33.62	(-)61
0803	Coal and Lignite			
101	Coal Concession Fees and Royalties	16,03.82	38,85.23	(-)59
	Total - 0803	16,03.82	38,85.23	(-)59
0851	Village and Small Industries			
101	Industrial Estates	1.79	2.60	(-)31
102	Small Scale Industries	4.39	9.12	(-)52
103	Handloom Industries	6.23	7.12	(-)13
105	Khadi and Village Industries	0.23	0.03	(+)667
107	Sericulture Industries	4.63	12.98	(-)64
800	Other Receipts	27.37	31.24	(-)12
	Total - 0851	44.64	63.09	(-)29

---



---

**14 - DETAILED STATEMENT OF REVENUE AND CAPITAL RECEIPTS BY MINOR HEADS**


---



---

Heads		Actuals		Per Cent of Increase (+)/Decrease (-) during the year
		2020-2021	2019-2020	
RECEIPT HEADS (Revenue Account)		(In lakh of ₹)		
B. NON-TAX REVENUE - Contd.				
(c) Other Non-Tax Revenue - Contd.				
(iii) Economic Services - Contd.				
0852	Industries			
04	Petrochemical Industries			
800	Other Receipts	0.08	0.50	(-)84
	Total - 04 Petrochemical Industries	0.08	0.50	(-)84
80	General			
800	Other Receipts	0.06	2,13.76	(-)100
	Total - 80 General	0.06	2,13.76	(-)100
	Total - 0852	0.14	2,14.26	(-)100
0853	Non-ferrous Mining and Metallurgical industries			
102	Mineral Concession Fees, Rents and Royalties	5,44.14	7,49.30	(-)27
800	Other Receipts	61.64	0.13	(+)47,315
	Total - 0853	6,05.78	7,49.43	(-)19

---



---

**14 - DETAILED STATEMENT OF REVENUE AND CAPITAL RECEIPTS BY MINOR HEADS**


---



---

Heads		Actuals		Per Cent of Increase (+)/Decrease (-) during the year
		2020-2021	2019-2020	
RECEIPT HEADS (Revenue Account)		(In lakh of ₹)		
B. NON-TAX REVENUE - Contd.				
(c) Other Non-Tax Revenue - Contd.				
(iii) Economic Services - Contd.				
1054	Roads and Bridges			
011	Rent	28.65	2.66	(+)977
101	National High Ways Permanent Bridges	17.19	1.04	(+)1,553
102	Tolls on Roads	13.08	54.10	(-)76
800	Other Receipts	19,37.14	39,01.37	(-)50
Total - 1054		19,96.06	39,59.17	(-)50
1056	Inland Water Transport			
800	Other Receipts	4,82.28	5,21.25	(-)7
Total - 1056		4,82.28	5,21.25	(-)7
1425	Other Scientific Research			
800	Other Receipts	7.40	29.32	(-)75
Total - 1425		7.40	29.32	(-)75

---



---

**14 - DETAILED STATEMENT OF REVENUE AND CAPITAL RECEIPTS BY MINOR HEADS**


---



---

Heads		Actuals		Per Cent of Increase (+)/Decrease (-) during the year
		2020-2021	2019-2020	
RECEIPT HEADS (Revenue Account)		(In lakh of ₹)		
B. NON-TAX REVENUE - Contd.				
(c) Other Non-Tax Revenue - Contd.				
(iii) Economic Services - Contd.				
1452	Tourism			
103	Receipts from Tourists Transport	9.07	12.11	(-)25
105	Rent and Catering Receipts	53.52	2,00.37	(-)73
800	Other Receipts	0.20	0.50	(-)60
Total - 1452		62.79	2,12.98	(-)71
1456	Civil Supplies			
800	Other Receipts	5.04	4.80	(+)5
Total -1456		5.04	4.80	(+)5
1475	Other General Economic Services			
012	Statistics	---	0.09	(-)100
101	Fees realised under the Monopolies and Restrictive Trade Practices Act,1966	0.44	1.49	(-)70
102	Patent Fees	---	5.15	(-)100
103	Fees for Registration of Trade Marks	2.76	2.38	(+)16

---



---

**14 - DETAILED STATEMENT OF REVENUE AND CAPITAL RECEIPTS BY MINOR HEADS**


---



---

Heads		Actuals		Per Cent of Increase (+)/Decrease (-) during the year
		2020-2021	2019-2020	
RECEIPT HEADS (Revenue Account)		(In lakh of ₹)		
B. NON-TAX REVENUE - Concl.				
(c) Other Non-Tax Revenue - Concl.				
(iii) Economic Services - Concl..				
1475	Other General Economic Services – Concl.			
104	Receipts from Certification Marking and Testing Fees	1.58	0.68	(+)132
105	Regulation of Joint Stock Companies	10.10	20.46	(-)51
106	Fees for Stamping Weights and Measure	4,78.18	4,95.59	(-)4
108	Trade Demonstration and Publicity	0.05	0.01	(+)400
200	Regulation of Other Business Undertakings	0.16	0.12	(+)33
800	Other Receipts	55.65	32.69	(+)70
Total - 1475		5,48.92	5,58.66	(-)2
Total - (iii) Economic Services		19,43,44.51	45,36,76.95	(-)57
Total - (c) Other Non-Tax Revenue		21,81,85.96	48,41,84.71	(-)55
Total - B. NON-TAX REVENUE		28,99,61.41	55,39,34.51	(-)48



---



---

**14 - DETAILED STATEMENT OF REVENUE AND CAPITAL RECEIPTS BY MINOR HEADS**


---



---

Heads		Actuals		Per Cent of Increase (+)/Decrease (-) during the year
		2020-2021	2019-2020	
RECEIPT HEADS (Revenue Account)		(In lakh of ₹)		
C. GRANTS-IN-AID AND CONTRIBUTIONS				
1601	Grants-in-aid from Central Government			
06	Centrally Sponsored Schemes			
101	Central Assistance/ Share			
	Integrated Child Development Service Schemes (ICDS)			
	Integrated Child Protection Scheme (ICPS)	31,59.17	33,63.95	(-)6
	National Creche Scheme	---	7,38.88	(-)100
	Anganwadi Services	7,73,21.12	8,20,88.31	(-)6
	National Mission on AYUSH	---	16,01.32	(-)100
	Pradhn Mantri Matru Vandhana Yojana	1,64.57	6,03.53	(-)73
	National Nutrition Mission	9,87.04	1,41,71.00	(-)93
	Scheme for Adolescent Girls	12,76.74	---	(+)100

---



---

**14 - DETAILED STATEMENT OF REVENUE AND CAPITAL RECEIPTS BY MINOR HEADS**


---



---

Heads		Actuals		Per Cent of Increase (+)/Decrease (-) during the year
		2020-2021	2019-2020	
RECEIPT HEADS (Revenue Account)		(In lakh of ₹)		
C. GRANTS-IN-AID AND CONTRIBUTIONS - Contd.				
1601	Grants-in-aid from Central Government - Contd.			
06	Centrally Sponsored Schemes - Contd.			
101	Central Assistance/ Share - Contd.			
	National Social Assistance Programme (NSAP)			
	Indira Gandhi National Disabled Pension Scheme	8,90.56	1,49,70.00	(-)94
	Indira Gandhi National Disability Pension Scheme	---	97.34	(-)100
	Indira Gandhi National Widow Pension Scheme	54,01.47	19,43.70	(+)178
	Indira Gandhi National Old Age Pension Scheme	3,24,59.36	1,20,77.30	(+)169
	Implementation of the Right of Persons with Disabilities	---	6,97.84	(-)100
	Modernisation of Police Force	65,42.54	2,17,17.87	(-)70
	Post Matric Scholarships for OBC Students	83,52.10	---	(+)100
	Border Area Development Programme	---	63,30.00	(-)100
	Pradhan Mantri Janvikash Karyakram for Minorities	71,48.95	79,95.46	(-)11
	Infrastructure Facilities for Judiciary			
	Infrastructural Facilities for Judiciary	25,00.00	36,54.00	(-)32

---



---

**14 - DETAILED STATEMENT OF REVENUE AND CAPITAL RECEIPTS BY MINOR HEADS**


---



---

Heads	Actuals		Per Cent of Increase (+)/Decrease (-) during the year	
	2020-2021	2019-2020		
RECEIPT HEADS (Revenue Account)			(In lakh of ₹)	
C. GRANTS-IN-AID AND CONTRIBUTIONS- Contd.				
1601	Grants-in-aid from Central Government - Contd.			
06	Centrally Sponsored Schemes - Contd.			
101	Central Assistance/ Share - Contd.			
	Implementation of e-Prisons Project	---	1,60.00	(-)100
	National Rural Water Supply and Santation Project			
	Jal Jeevan Mission	4,77,76.85	---	(+)100
	Pradhan Mantri Kaushal Vikash Yojana	5,87.55	1,64.00	(+)258
	Setting up of New Polytechnic	2,00.00	---	(+)100
	Flood Management and Border Areas Programme	---	85,02.57	(-)100
	Samagra Shikha - Secondary Education	36,08.63	---	(+)100
	Samagra Shikha - Elementary Education	11,74,12.97	12,03,38.41	(-)2
	Integrated Development of Wild Life Habitants	25,49.18	23,73.02	(+)7
	Padhna Likhna Abhiyan	2,26.00	---	(+)100
	National Immunisation Programme	2,46.28	---	(+)100
	Pradhan Mantri Formalisation of Micro Food Processing Enterprises Scheme (PM-FME)	10,31.60	---	(+)100

---



---

**14 - DETAILED STATEMENT OF REVENUE AND CAPITAL RECEIPTS BY MINOR HEADS**


---



---

Heads		Actuals		Per Cent of Increase (+)/Decrease (-) during the year
		2020-2021	2019-2020	
RECEIPT HEADS (Revenue Account)		(In lakh of ₹)		
C. GRANTS-IN-AID AND CONTRIBUTIONS - Contd.				
1601	Grants-in-aid from Central Government - Contd.			
06	Centrally Sponsored Schemes - Contd.			
101	Central Assistance/ Share - Contd.			
	COVID-19 Vaccination for Health Care Workers and Frontline Workers	3,33.31	---	(+)100
	National Health Mission (NHM)			
	National Rural Health Mission	14,40,08.53	12,15,31.72	(+)21
	National Urban Health Mission	18,86.00	20,03.00	(-)6
	National AYUSH Mission (NAM)	3,47.15	---	(+)100
	Multi Sectoral Development Programme for Minorities	---	11,81.34	(-)100
	Pre-Matric Scholarship for Minorities	---	50.59	(-)100
	National Urban Livelihood Mission (NULM)	16,04.80	15,42.24	(+)4
	Mid-Day-Meal Programme	4,76,31.24	4,59,11.14	(+)4
	Rashtriya Gram Swaraj Abhiyan (RGSA)	12,00.00	18,57.60	(-)35
	Rastriya Ucchatar Shiksha Abhijan	---	6,10.96	(-)100

---



---

**14 - DETAILED STATEMENT OF REVENUE AND CAPITAL RECEIPTS BY MINOR HEADS**


---



---

Heads		Actuals		Per Cent of Increase (+)/Decrease (-) during the year
		2020-2021	2019-2020	
RECEIPT HEADS (Revenue Account)		(In lakh of ₹)		
C. GRANTS-IN-AID AND CONTRIBUTIONS - Contd.				
1601	Grants-in-aid from Central Government - Contd.			
06	Centrally Sponsored Schemes - Contd.			
101	Central Assistance/ Share - Contd.			
	Mahatma Gandhi National Rural Employment Guarantee Act (MGNREGA)	4,49,31.88	4,68,58.54	(-)4
	Human Resources in Health and Medical Education	1,05,59.00	---	(+)100
	Scheme for Development of Other Backward Classes and Denotified Nomadic and Seminomadic	---	14,69.50	(-)100
	National Rural Drinking Water Programme	---	4,29,52.48	(-)100
	National Rural Livelihood Mission (NRLM)	1,44,43.77	1,81,40.52	(-)20
	Pradhan Mantri Gram Sadak Yojana (PMGSY)	25,16,62.00	18,43,21.73	(+)37
	Nutrition Programme for Adolescent Girls	---	3,79.06	(-)100
	Swachh Bharat Mission (SBM)			
	SBM- Rural	2,13,39.79	3,86,21.01	(-)45
	SBM- Urban	3,34.40	83,69.84	(-)96

---



---

**14 - DETAILED STATEMENT OF REVENUE AND CAPITAL RECEIPTS BY MINOR HEADS**


---



---

Heads	Actuals		Per Cent of Increase (+)/Decrease (-) during the year
	2020-2021	2019-2020	
RECEIPT HEADS (Revenue Account)		(In lakh of ₹)	
C. GRANTS-IN-AID AND CONTRIBUTIONS - Contd.			
1601	Grants-in-aid from Central Government-Contd.		
06	Centrally Sponsored Schemes - Contd.		
101	Central Assistance/ Share - Contd.		
	Pradhan Mantri Krishi Sinchai Yojana (PMKSY)		
	1,93,74.84	3,37,77.79	(-)43
	Har Khet Ko Pani		
	Per Drop More Crop	33,78.00	(-)100
	Integrated Watershed Development Programme	42,93.00	(+)191
	Sixth Census of Minor Irrigation	2,55.05	(-)100
	AMRUT (Capacity Building under Atal Mission for Re-juvenation & Urban Transformation)	16,52.00	(-)63
	Implementation of Management Action Plan (MAP)	87.64	(+)100
	Pradhan Mantri Awas Yojana (PMAY)		
	PMAY-Rural	8,07,43.25	(+)71
	PMAY-Urban	3,78,93.69	(-)82

---



---

**14 - DETAILED STATEMENT OF REVENUE AND CAPITAL RECEIPTS BY MINOR HEADS**


---



---

Heads	Actuals		Per Cent of Increase (+)/Decrease (-) during the year	
	2020-2021	2019-2020		
RECEIPT HEADS (Revenue Account)		(In lakh of ₹)		
C. GRANTS-IN-AID AND CONTRIBUTIONS - Contd.				
1601	Grants-in-aid from Central Government - Contd.			
06	Centrally Sponsored Schemes – Contd.			
101	Central Assistance/ Share - Contd.			
	Blue Revolution-Integrated Development and Management of Fisheries			
	Integrated Development and Management of Fisheries	7,48.00	2,48.14	(+)201
	Pradhan Mantri Matsya Sampada Yojana (PMMSY)	11,95.28	---	(+)100
	Central Victim Compensation Fund Scheme (Nirbhaya Fund)	---	2,85.63	(-)100
	Umbrella Scheme for Development of Backward Classes, Differently Abled and Other Vulnerable Group	---	4,11.50	(-)100
	White Revolution- Animal Husbandry and Dairying			
	Livestock Health & Disease Control	---	2,49.21	(-)100
	National Livestock Mission	6,86.57	11,76.74	(-)42
	Rastriya Pashudhan Vikash Yojana	---	3,05.26	(-)100

---



---

**14 - DETAILED STATEMENT OF REVENUE AND CAPITAL RECEIPTS BY MINOR HEADS**


---



---

Heads		Actuals		Per Cent of Increase (+)/Decrease (-) during the year
		2020-2021	2019-2020	
RECEIPT HEADS (Revenue Account)		(In lakh of ₹)		
C. GRANTS-IN-AID AND CONTRIBUTIONS - Contd.				
1601	Grants-in-aid from Central Government - Contd.			
06	Centrally Sponsored Schemes - Contd.			
101	Central Assistance/ Share - Contd.			
	Mission for Protection & Empowerment for Women	4,78.62	4,24.37	(+)13
	Nirbhaya Fund	1,86.88	---	(+)100
	Shyama Prasad Mukharjee Urban Mission	---	20,25.00	(-)100



---



---

**14 - DETAILED STATEMENT OF REVENUE AND CAPITAL RECEIPTS BY MINOR HEADS**


---



---

Heads	Actuals		Per Cent of Increase (+)/Decrease (-) during the year
	2020-2021	2019-2020	
RECEIPT HEADS (Revenue Account)		(In lakh of ₹)	
C. GRANTS-IN-AID AND CONTRIBUTIONS - Contd.			
1601	Grants-in-aid from Central Government - Contd.		
06	Centrally Sponsored Schemes - Contd.		
101	Central Assistance/ Share - Concl'd.		
	Green Revolution ( Krishi Unnati Schemes and Rashtriya Krishi Vikas Yojana)		
	Rashtriya Krishi Vikash Yojana	1,17,78.00	1,60,37.00 (-)19
	National Food Security Mission	1,35,69.07	65,01.47 (+)109
	National Mission on Horticulture	36,45.00	64,12.00 (-)43
	National Mission on Oil Seed and Oil Palm	---	6,43.20 (-)100
	National Project on Soil Health & Fertility	13,74.21	3,94.29 (+)249
	National e-Governance Plan Agriculture	1,12.76	--- (+)100
	National Bamboo Mission (NBM)	3,21.60	--- (+)100
	National Mission on Sustainable Agriculture	---	1,90.54 (-)100
	Sub-Mission on Agriculture Extension	12,31.06	5,63.37 (+)119
	Paramparagat Krishi Vikash Yojana	5,05.57	--- (+)100
Total -101 Central Assistance/ Share		1,07,34,19.37	1,01,72,50.27 (+)6

---



---

**14 - DETAILED STATEMENT OF REVENUE AND CAPITAL RECEIPTS BY MINOR HEADS**


---



---

Heads	Actuals		Per Cent of Increase (+)/Decrease (-) during the year	
	2020-2021	2019-2020		
RECEIPT HEADS (Revenue Account)		(In lakh of ₹)		
C. GRANTS-IN-AID AND CONTRIBUTIONS - Contd.				
1601	Grants-in-aid from Central Government - Contd.			
06	Centrally Sponsored Schemes – Contd.			
102	Externally Aided Project- Grants for Centrally Sponsored Scheme	(-) 1,70.10	---	(+)100
	Additional Central Assistance for Externally Aided Projects	10,26,08.31	9,57,01.50	(+)7
	National Health Mission (NHM)			
	National Rural Health Mission	1,30.00	10,10.00	(-)87
	India COVID-19 Emergency Response and Health System Preparedness Package EAC	97,59.00	---	(+)100
	National Rural Livelihood Mission (NRLM)	9,00.78	10,14.00	(-)11
	Pradhan Mantri Gram Sadak Yojana (PMGSY)	---	6,28,82.27	(-)100
	Total - 102 Externally Aided Project- Grants for Centrally Sponsored Scheme	11,32,27.99	16,06,07.77	(-)30
789	Special Component Plan for Scheduled Caste Integrated Child Development Service (ICDS)			
	Anganwadi Services	2,66,18.80	2,64,92.71	---
	Scheme for Adolescent Girls	6,42.43	---	(+)100

---



---

**14 - DETAILED STATEMENT OF REVENUE AND CAPITAL RECEIPTS BY MINOR HEADS**


---



---

Heads		Actuals		Per Cent of Increase (+)/Decrease (-) during the year
		2020-2021	2019-2020	
RECEIPT HEADS (Revenue Account)		(In lakh of ₹)		
C. GRANTS-IN-AID AND CONTRIBUTIONS - Contd.				
1601	Grants-in-aid from Central Government - Contd.			
06	Centrally Sponsored Schemes - Contd.			
789	Special Component Plan for Scheduled Caste-Contd.			
	National Rural Water Supply and Sanitation Project			
	Jal Jeevan Mission	54,00.00	---	(+)100
	Pradhan Mantri Kaushal Vikash Yojana	47.16	---	(+)100
	Samagra Shikha - Secondary Education	3,49.46	---	(+)100
	Samagra Shikha - Elementary Education	1,38,27.72	1,24,82.69	(+)11
	Skill Strengthening for Industrial Value enhancement (STRIVE)	---	35.00	(-)100
	Samagra Shikha - Teacher Education	1,10.80	---	(+)100
	Integrated Development of Wild Life Habitants	---	8.54	(-)100
	Pradhan Mantri Adarsh Gram Yojana	18,10.20	9,04.60	(+)100
	Padhna Likhna Abhiyan	65.25	---	(+)100
	National Health Mission (NHM)			
	National Rural Health Mission	1,51,45.58	2,66,37.18	(-)43
	National Urban Health Mission	4,32.00	8,06.00	(-)46

---



---

**14 - DETAILED STATEMENT OF REVENUE AND CAPITAL RECEIPTS BY MINOR HEADS**


---



---

Heads		Actuals		Per Cent of Increase (+)/Decrease (-) during the year
		2020-2021	2019-2020	
RECEIPT HEADS (Revenue Account)		(In lakh of ₹)		
C. GRANTS-IN-AID AND CONTRIBUTIONS - Contd.				
1601	Grants-in-aid from Central Government - Contd.			
06	Centrally Sponsored Schemes - Contd.			
789	Special Component Plan for Scheduled Caste-Contd.			
	National Urban Livelihood Mission (NULM)	4,93.25	3,34.45	(+)47
	Mid-Day-Meal Programme	65,89.00	47,80.16	(+)38
	Rashtriya Gram Swaraj Abhiyan (RGSA)	9,14.50	1,85.76	(+)392
	Rastriya Uchatar Shiksha Abhijan	---	2,76.71	(-)100
	Human Resources in Health and Medical Education	37,81.00	---	(+)100
	Scheme for Development of Scheduled Caste	24,94.07	30,00.00	(-)17
	National Rural Livelihood Mission (NRLM)	79,26.59	99,85.94	(-)21
	Nutrition Programme for Adolescent Girls	---	48.98	(-)100
	National Rural Drinking Water Mission	---	3,83.11	(-)100
	Swachh Bharat Mission (SBM)			
	Swachh Bharat Mission - Rural	25,23.38	1,08,46.35	(-)77
	Pradhan Mantri Krishi Sinchayee Yojana (PMKSY)			
	Per Drop More Crop	---	3,02.00	(-)100

---



---

**14 - DETAILED STATEMENT OF REVENUE AND CAPITAL RECEIPTS BY MINOR HEADS**


---



---

Heads	Actuals		Per Cent of Increase (+)/Decrease (-) during the year	
	2020-2021	2019-2020		
RECEIPT HEADS (Revenue Account)				
(In lakh of ₹)				
C. GRANTS-IN-AID AND CONTRIBUTIONS - Contd.				
1601	Grants-in-aid from Central Government - Contd.			
06	Centrally Sponsored Schemes - Contd.			
789	Special Component Plan for Scheduled Caste-Contd.			
	Implementation of Management Action Plan (MAP)	5.13	---	(+)100
	Pradhan Mantri Awas Yojana (PMAY)			
	Urban	1,94.80	97,47.80	(-)98
	Rural	64,07.35	41,34.34	(+)55
	Blue Revolution-Integrated Development and Management of Fisheries			
	Integrated Development and Management of Fisheries	1,66.00	31.87	(+)421
	Pradhan Mantri Matsya Sampada Yojana (PMMSY)	3,47.40	---	(+)100
	White Revolution- Animal Husbandry and Dairying			
	Livestock Health & Disease Control	---	71.50	(-)100
	National Livestock Mission	2,80.97	1,66.29	(+)69
	Rastriya Pashudhan Vikash Yojana	---	68.16	(-)100

---



---

**14 - DETAILED STATEMENT OF REVENUE AND CAPITAL RECEIPTS BY MINOR HEADS**


---



---

Heads	Actuals		Per Cent of Increase (+)/Decrease (-) during the year	
	2020-2021	2019-2020		
RECEIPT HEADS (Revenue Account)		(In lakh of ₹)		
C. GRANTS-IN-AID AND CONTRIBUTIONS - Contd.				
1601	Grants-in-aid from Central Government - Contd.			
06	Centrally Sponsored Schemes - Contd.			
789	Special Component Plan for Scheduled Caste-Concl'd.			
	Green Revolution (Krishi Unnati Schemes and Rashtriya Krishi Vikas Yojana)			
	Rashtriya Krishi Vikash Yojana	42,93.24	44,85.00	(- )4
	National Food Security Mission	11,64.11	13,04.55	(- )11
	National Mission on Horticulture	3,15.00	5,54.00	(- )43
	National Project on Soil Health & Fertility	1,64.64	73.30	(+ )125
	National e-Governance Plan Agriculture	5.16	---	(+ )100
	National Bamboo Mission (NBM)	28.80	---	(+ )100
	National Mission on Sustainable Agriculture	---	34.28	(- )100
	Sub-Mission on Agriculture Extension	1,44.18	43.71	(+ )230
	Total -789 Special Component Plan for Scheduled Caste	10,26,87.97	11,82,24.98	(- )20
796	Tribal Area Sub-Plan			
	Integrated Child Development Service (ICDS)			
	Anganwadi Services	41,28.47	1,33,11.98	(- )69

---



---

**14 - DETAILED STATEMENT OF REVENUE AND CAPITAL RECEIPTS BY MINOR HEADS**


---



---

Heads	Actuals		Per Cent of Increase (+)/Decrease (-) during the year	
	2020-2021	2019-2020		
RECEIPT HEADS (Revenue Account)		(In lakh of ₹)		
C. GRANTS-IN-AID AND CONTRIBUTIONS - Contd.				
1601	Grants-in-aid from Central Government - Contd.			
06	Centrally Sponsored Schemes - Contd.			
796	Tribal Area Sub-Plan - Contd.			
	Post-Matric Scholarship for S.T.Students	54,13.54	---	(+)100
	National Rural Water Supply and Sanitation Project			
	Jal Jeevan Mission	20,00.00	---	(+)100
	Pradhan Mantri Kaushal Vikash Yojana	24.41	---	(+)100
	Samagra Shikha - Secondary Education	22,45.11	32,18.50	(-)30
	Samagra Shikha - Elementary Education	2,16,99.83	1,60,60.78	(+)35
	Skill Strengthening for Industrial Value enhancement (STRIVE)	---	13.00	(-)100
	Samagra Shikha - Teacher Education	1,74.57	---	(+)100
	Integrated Development of Wild Life Habitats	---	62.41	(-)100
	Padhna Likhna Abhiyan	35.00	---	(+)100
	Employment Generation Programme	6.74	44.25	(-)85

---



---

**14 - DETAILED STATEMENT OF REVENUE AND CAPITAL RECEIPTS BY MINOR HEADS**


---



---

Heads	Actuals		Per Cent of Increase (+)/Decrease (-) during the year
	2020-2021	2019-2020	
RECEIPT HEADS (Revenue Account)		(In lakh of ₹)	
C. GRANTS-IN-AID AND CONTRIBUTIONS - Contd.			
1601	Grants-in-aid from Central Government - Contd.		
06	Centrally Sponsored Schemes – Contd.		
796	Tribal Area Sub-Plan - Contd.		
	National Health Mission (NHM)		
	1,55,63.74	3,11,18.33	(-)50
	National Rural Health Mission		
	1,93.00	42.00	(+)360
	National Urban Health Mission		
	94.25	63.92	(+)47
	National Urban Livelihood Mission (NULM)		
	59,19.15	46,34.52	(+)28
	Mid-Day-Meal Programme		
	4,97.09	2,78.64	(+)78
	Rashtriya Gram Swaraj Abhiyan (RGSA)		
	---	5,52.33	(-)100
	Rastriya Ucchatar Shiksha Abhijan		
	19,60.00	---	(+)100
	Human Resources in Health and Medical Education		
	57,39.93	72,31.26	(-)21
	National Rural Livelihood Mission (NRLM)		
	---	60.58	(-)100
	Nutrition Programme for Adolescent Girls		
	---	9,00.09	(-)100
	National Rural Drinking Water Mission		
	Swachh Bharat Mission (SBM)		
	38,17.43	51,29.80	(-)26
	Swachh Bharat Mission - Rural		



---



---

**14 - DETAILED STATEMENT OF REVENUE AND CAPITAL RECEIPTS BY MINOR HEADS**


---



---

Heads	Actuals		Per Cent of Increase (+)/Decrease (-) during the year	
	2020-2021	2019-2020		
<b>RECEIPT HEADS (Revenue Account)</b>				
<b>(In lakh of ₹)</b>				
<b>C. GRANTS-IN-AID AND CONTRIBUTIONS - Contd.</b>				
<b>1601</b>	<b>Grants-in-aid from Central Government - Contd.</b>			
06	<i>Centrally Sponsored Schemes - Contd.</i>			
796	Tribal Area Sub-Plan - Contd.			
	<b>Pradhan Mantri Krishi Sinchayee Yojana (PMKSY)</b>			
	Har Khet Ko Pani	34,87.05	2,09,15.05	(-)83
	Per Drop More Crop	---	5,20.00	(-)100
	Integrated Watershed Development Programme	44,53.00	6,10.00	(+)630
	<b>Pradhan Mantri Awas Yojana (PMAY)</b>			
	Urban	12,90.00	10,78.20	(+)20
	Rural	58,50.00	2,25,90.43	(-)74
	<b>Banabandhu Kalyan Yojna</b>	36.70	---	(+)100
	<b>Blue Revolution-Integrated Development and Management of Fisheries</b>			
	Integrated Development and Management of Fisheries	86.00	---	(+)100
	Pradhan Mantri Matsya Sampada Yojana (PMMSY)	1,33.88	---	(+)100

---



---

**14 - DETAILED STATEMENT OF REVENUE AND CAPITAL RECEIPTS BY MINOR HEADS**


---



---

Heads	Actuals		Per Cent of Increase (+)/Decrease (-) during the year	
	2020-2021	2019-2020		
RECEIPT HEADS (Revenue Account)		(In lakh of ₹)		
C. GRANTS-IN-AID AND CONTRIBUTIONS - Contd.				
1601	Grants-in-aid from Central Government - Contd.			
06	Centrally Sponsored Schemes - Contd.			
796	Tribal Area Sub-Plan - Contd.			
	White Revolution- Animal Husbandry and Dairying			
	National Livestock Mission	1,27.75	99.15	(+)29
	Rastriya Pashudhan Vikash Yojana	---	72.91	(-)100
	Green Revolution (Krishi Unnati Schemes and Rashtriya Krishi Vikas Yojana)			
	Rashtriya Krishi Vikash Yojana	14,15.00	10,06.00	(+)41
	National Food Security Mission	20,85.52	38,50.13	(-)46
	National Mission on Horticulture	5,40.00	9,50.00	(-)43
	National Project on Soil Health & Fertility	82.32	36.65	(+)125
	Paramparagat Krishi Vikash Yojana	82.16	---	(+)100
	National Bamboo Mission (NBM)	49.60	---	(+)100
	National Mission on Sustainable Agriculture	---	22.42	(-)100
	Sub-Mission on Agriculture Extension	1,24.16	---	(+)100
	Umbrella Scheme for Development of Scheduled Tribes	45,96.03	83,96.97	(-)45

---



---

**14 - DETAILED STATEMENT OF REVENUE AND CAPITAL RECEIPTS BY MINOR HEADS**


---



---

Heads		Actuals		Per Cent of Increase (+)/Decrease (-) during the year
		2020-2021	2019-2020	
RECEIPT HEADS (Revenue Account)		(In lakh of ₹)		
C. GRANTS-IN-AID AND CONTRIBUTIONS - Contd.				
1601	Grants-in-aid from Central Government - Contd			
06	Centrally Sponsored Schemes – Concl'd.			
796	Tribal Area Sub-Plan - Concl'd.			
	Total -796 Tribal Area Sub-Plan	9,39,51.43	14,28,70.30	(-)34
	Total -06 Centrally Sponsored Schemes	1,38,32,86.76	1,43,89,53.32	(-)4
07	Finance Commission Grants			
101	Post Devolution Revenue Deficit Grant			
	Grants to Cover Deficit on Revenue Accounts	75,78,89.63	---	(+)100
	Total -101 Post Devolution Revenue Deficit Grant	75,78,89.63	---	(+)100
102	Grantrs for Rural Local Bodies			
		16,04,00.00	36,00,57.00	(-)55
103	Grantrs for Urban Local Bodies			
		5,79,00.00	5,00,40.02	(+)16
104	Grants-in-aid for State Disaster			
	Central Share of SDRF	7,72,00.00	5,03,10.00	(+)53
	Total -104 Grants-in-aid for State Disaster	7,72,00.00	5,03,10.00	(+)53

---



---

**14 - DETAILED STATEMENT OF REVENUE AND CAPITAL RECEIPTS BY MINOR HEADS**


---



---

Heads		Actuals		Per Cent of Increase (+)/Decrease (-) during the year
		2020-2021	2019-2020	
RECEIPT HEADS (Revenue Account)		(In lakh of ₹)		
C. GRANTS-IN-AID AND CONTRIBUTIONS - Contd.				
1601	Grants-in-aid from Central Government - Contd.			
07	Finance Commission Grants - Concl'd.			
	Total - 07 Finance Commission Grants	1,05,33,89.63	46,04,07.02	(+)129
08	Other Transfer/ Grants to States/ Union Territories with Legislature			
101	Grants to Autonomous Councils and areas recovered under Schedule VI of the Constitution	---	1,88,98.00	(-)100
	Special Development Package to Autonomous Territorial Council	---	12,27.39	(-)100
	Total - 101 Grants to Autonomous Councils and areas recovered under Schedule VI of the Constitution	---	2,01,25.39	(-)100
102	Central Pool of Resources for North East Region			
	Central Assistance for the Central Resource Pool for Development of NER	---	80,10.28	(-)100
	Urban Infrastructure Development Project	3,05.00	18,42.15	(-)83

---



---

**14 - DETAILED STATEMENT OF REVENUE AND CAPITAL RECEIPTS BY MINOR HEADS**


---



---

Heads	Actuals		Per Cent of Increase (+)/Decrease (-) during the year	
	2020-2021	2019-2020		
RECEIPT HEADS (Revenue Account)		(In lakh of ₹)		
C. GRANTS-IN-AID AND CONTRIBUTIONS - Contd.				
1601	Grants-in-aid from Central Government - Contd			
08	Other Transfer/ Grants to States/ Union Territories with Legislature – Contd.			
102	Central Pool of Resources for North East Region - Concl'd.			
	Total -102 Central Pool of Resources for North East Region	3,05.00	98,52.43	(-)97
103	Schemes of North Eastern Council			
	Infrastructure Development of Educational Institutes in NE Region	---	41.09	(-)100
	Upgradation/ Improvement / Construction of Power transmission and Distribution Lines	---	1,20.00	(-)100
	North Eastern Council Scheme	---	1,28.10	(-)100
	North Eastern State Road Investment Programme (NESRIP)	8,66.02	19,45.40	(-)55
	Common Facility Centre for Gold & Assamese Traditional Jewellery	93,48.66	1,34,98.82	(-)31
	Total -103 Schemes of North Eastern Council	---	2,47.00	(-)100
		1,02,14.68	1,59,80.41	(-)36

---



---

**14 - DETAILED STATEMENT OF REVENUE AND CAPITAL RECEIPTS BY MINOR HEADS**


---



---

Heads		Actuals		Per Cent of Increase (+)/Decrease (-) during the year
		2020-2021	2019-2020	
RECEIPT HEADS (Revenue Account)		(In lakh of ₹)		
C. GRANTS-IN-AID AND CONTRIBUTIONS - Contd.				
1601	Grants-in-aid from Central Government – Contd.			
08	Other Transfer/ Grants to States/ Union Territories with Legislature – Contd.			
106	Grants towards Contribution to National Disaster Response Fund (NDRF)	44,37.00	---	(+)100
108	Grants from Central Road Fund	2,20,81.00	1,49,03.00	(+)48
113	Special Assistance			
	Disaster Management Project including School Safety Programme	---	20.00	(-)100
	Nationwide Emergency Response Fund	---	47.09	(-)100
	Disaster Preparedness (SDMAs & DDMA's)	---	29.40	(-)100
	Anti-Human Trafficking Unit including women- Nirbhaya Fund	---	6,37.00	(-)100
	Administration of the Foreigners Tribunal in Assam	20,00.00	9,00.00	(+)122

---



---

**14 - DETAILED STATEMENT OF REVENUE AND CAPITAL RECEIPTS BY MINOR HEADS**


---



---

Heads	Actuals		Per Cent of Increase (+)/Decrease (-) during the year	
	2020-2021	2019-2020		
RECEIPT HEADS (Revenue Account)		(In lakh of ₹)		
C. GRANTS-IN-AID AND CONTRIBUTIONS - Contd.				
1601	Grants-in-aid from Central Government - Contd.			
08	Other Transfer/ Grants to States/ Union Territories with Legislature – Contd.			
	Green Revolution ( Krishi Unnati Schemes and Rashtriya Krishi Vikas Yojana)			
	Integrated Scheme on Agriculture Census and Statistics	---	2,30.00	(-)100
	White Revolution - Livestock census and Integrated Sample survey	1,00.00	11.60	(+)762
	Total -113 Special Assistance	21,00.00	18,75.09	(+)12
114	Compensation for Loss of Revenue arising out of Implementation of GST	13,69,59.53	8,78,97.28	(+)56
789	Special Component Plan for Scheduled Caste	---	1,58.77	(-)100
	Handloom Trade Centre	1,70.77	---	(+)100
	North Eastern Council Schemes	6,52.47	2,49.44	(+)162

---



---

**14 - DETAILED STATEMENT OF REVENUE AND CAPITAL RECEIPTS BY MINOR HEADS**


---



---

Heads		Actuals		Per Cent of Increase (+)/Decrease (-) during the year
		2020-2021	2019-2020	
RECEIPT HEADS (Revenue Account)		(In lakh of ₹)		
C. GRANTS-IN-AID AND CONTRIBUTIONS - Contd.				
1601	Grants-in-aid from Central Government - Contd.			
08	Other Transfer/ Grants to States/ Union Territories with Legislature – Contd.			
789	Special Component Plan for Scheduled Caste – Concl'd.			
	Central Assistance from Non-lapsable Pool of Resource (NLCPR) for North East	23,75.38	31,99.16	(-)26
	Total -789 Special Component Plan for Scheduled Caste	31,98.62	36,07.37	(-)11
796	Tribal Area Sub-Plan			
	Grants under Article 275(i) of Constitution	45,92.37	87,77.50	(-)48
	Project & Scheme for Dima Hasao Autonomous Territorial Council as per MOS (DHATC Package)	12,44.63	---	(+)100
	North Eastern Council Schemes	---	84.35	(-)100
	Central Assistance from Non-lapsable Pool of Resource (NLCPR) for North East	---	7,74.82	(-)100
	Special Development Package to Autonomous Territorial Council	---	52,97.36	(-)100
	Special Package for Economic Development of Karbi Anglong Territorial Council (KAATC)	21,55.37	---	(+)100



---



---

**14 - DETAILED STATEMENT OF REVENUE AND CAPITAL RECEIPTS BY MINOR HEADS**


---



---

Heads	Actuals		Per Cent of Increase (+)/Decrease (-) during the year
	2020-2021	2019-2020	
RECEIPT HEADS (Revenue Account)		(In lakh of ₹)	
C. GRANTS-IN-AID AND CONTRIBUTIONS - Contd.			
1601	Grants-in-aid from Central Government - Concl'd.		
08	Other Transfer/ Grants to States/ Union Territories with Legislature – Concl'd.		
796	Tribal Area Sub-Plan - Concl'd.		
	Umbrella Scheme for Development of Scheduled Caste	---	20,25.35 (-)100
	Total -796 Tribal Area Sub-Plan	79,92.37	1,69,59.38 (-)53
	Total -08 Other Transfer/ Grants to States/ Union Territories with Legislature	18,72,88.20	17,12,00.35 (+)9
	Total - 1601	2,62,39,64.59	2,07,05,60.69 (+)27
	Total - C. GRANTS-IN-AID AND CONTRIBUTIONS	2,62,39,64.59	2,07,05,60.69 (+)27
	TOTAL - Receipt Heads (Revenue Account):	6,49,02,19.12	6,44,95,08.46 (+)1
4000 RECEIPT HEADS (Capital Account)			
	Miscellaneous Capital Receipts		
01	Civil		
104	Disinvestment of Governments equity holdings	---	---
	Total - 01 Civil	---	---
	TOTAL - RECEIPT HEADS (Capital Account)	---	---
	GRAND TOTAL - Receipt Heads	6,49,02,19.12	6,44,95,08.46 (+) 1

**14 - DETAILED STATEMENT OF REVENUE AND CAPITAL RECEIPTS BY MINOR HEADS**  
**EXPLANATORY NOTES**

**Receipts from the Government of India**

Receipts from the Government of India during the year (₹ 4,48,68,96.59 lakh) were more by ₹ 24,42,24.90 lakh as compared to the previous year receipts (₹ 4,24,26,71.69 lakh) as shown below : -

Head of Revenue	( In lakh of ₹ ) ACTUALS	
	2020-2021	2019-2020
(i) Share of net proceeds of the divisible Union Taxes -		
Central Goods and Services Tax (CGST)	54,97,76.00	61,63,89.00
Corporation Tax	56,48,64.00	74,06,13.00
Taxes on Income other than Corporation Tax	57,94,53.00	58,03,21.00
Taxes on Wealth	---	33.00
Customs	9,64,41.00	13,76,85.00
Union Excise Duties	6,22,41.00	9,57,27.00
Service Tax	86,82.00	---
Other Taxes and Duties on commodities and Services	14,75.00	13,76.00
<b>TOTAL - (i)</b>	<b>1,86,29,32.00</b>	<b>2,17,21,44.00</b>
(iii) Finance Commission Grants	1,05,33,89.63	46,04,07.02
(iv) Other Grants (for details please refer to Major Head "1601" in Statement No. 14	1,57,05,74.96	1,61,01,53.67
<b>SUB TOTAL - (ii) to (iv)</b>	<b>2,62,39,64.59</b>	<b>2,07,05,60.69</b>
<b>TOTAL -</b>	<b>4,48,68,96.59</b>	<b>4,24,26,71.69</b>

**14 - DETAILED STATEMENT OF REVENUE AND CAPITAL RECEIPTS BY MINOR HEADS**  
**EXPLANATORY NOTES**

The revenue receipts increased from ₹ 6,44,95,08.46 lakh in 2019-2020 to ₹ 6,49,02,19.08 lakh in 2020-2021. The increase of ₹ 4,07,10.62 lakh was mainly as under :-

<b>Major Head of Account</b>	<b><u>ACTUALS</u></b>		<b><u>Increase</u></b>	<b><u>Reasons</u></b>
	<b>2020-2021</b>	<b>2019-2020</b>		
	<b>(In lakh of ₹)</b>			
0029 Land Revenue	1,16,81.35	94,16.31	22,65.04	Mainly due to increase in collection of taxes under Land Revenue and miscellaneous other receipts.
0039 State Excise	20,39,94.01	16,50,03.11	3,89,90.90	Mainly due to increase in collection of taxes under Foreign Liquors and Spirits and other miscellaneous receipts.
0040 Taxes on Sales, Trade etc.	50,70,97.17	44,80,95.60	5,90,01.57	Mainly due to increase in collection of Value Added Tax Receipts, receipts under Central Sales Tax Act and Miscellaneous Other Receipts.
0043 Taxes and Duties on Electricity	1,97,58.78	1,94,56.38	3,02.40	Mainly due to increase in collection of taxes on Consumption and Sale of Electricity.
0044 Service Tax	86,82.00	---	86,82.00	Mainly due to receipt of the share of net proceeds assigned to State during the year.
0050 Dividends and Profits	4,81,88.83	30,63.95	4,51,24.88	Mainly due to increase in receipts under Dividends from Public Undertakings.
0075 Miscellaneous General Services	10,64.10	(-)17.63	10,81.73	Mainly due to increase under Other Miscellaneous
1601 Grants-in-aid from Central Government	2,62,39,64.59	2,07,05,60.69	55,34,03.90	Mainly due to more allocation of funds by GOI under Finance Commission Grants and Other transfer grants to States.

**14 - DETAILED STATEMENT OF REVENUE AND CAPITAL RECEIPTS BY MINOR HEADS**  
**EXPLANATORY NOTES**

The increase in revenue under the above heads was partly counter-balanced by decrease in revenue mainly under the following heads:-

<b>Major Head of Account</b>	<b><u>ACTUALS</u></b>		<b><u>Decrease</u></b>	<b><u>Reasons</u></b>
	<b>2020-2021</b>	<b>2019-2020</b>		
	<b>(In lakh of ₹)</b>			
0005 Central Goods and Services Tax (CGST)	54,97,76.00	61,63,89.00	6,66,13.00	Mainly due to decrease in the share of net proceeds assigned to States.
0006 State Goods and Services Tax (SGST)	85,49,02.49	87,55,30.39	2,06,27.90	Mainly due to decrease in collection of taxes and Input Tax Credit cross utilization of SGST and IGST.
0020 Corporation Tax	56,48,64.00	74,06,13.00	17,57,49.00	Mainly due to decline in the share of net proceeds assigned to states.
0021 Taxes on Income other than Corporation Tax	57,94,53.00	58,03,21.00	8,68.00	Mainly due to decline in the share of net proceeds assigned to states.
0030 Stamps and Registration Fees	2,80,75.22	2,92,64.72	11,89.50	Mainly due to decrease in sale of Non-Judicial Stamps, fees for registering documents and other miscellaneous receipts.
0037 Customs	9,64,41.00	13,76,85.00	4,12,44.00	Mainly due to decline in the share of net proceeds assigned to state.
0038 Union Excise Duties	6,22,41.00	9,57,27.00	3,34,86.00	Mainly due to decline in the share of net proceeds assigned to state.
0041 Taxes on Vehicles	7,23,97.61	8,15,81.89	91,84.28	Mainly due to decline in collection of taxes under (i) Indian Motor Vehicles Act, (ii) State Motor Vehicles Taxation Act and (iii) other miscellaneous receipts etc.
0049 Interest Receipts	2,35,86.62	6,66,85.85	4,30,99.23	Mainly due to decrease in interest realised on Investment of Cash Balances, interest receipts from Public Sector and Other Undertakings and interest collection on other miscellaneous subjects.
0070 Other Administrative Services	95,72.20	1,03,16.89	7,44.69	Mainly due to decline under Other Miscellaneous Receipts.

---

**14 - DETAILED STATEMENT OF REVENUE AND CAPITAL RECEIPTS BY MINOR HEADS**  
**EXPLANATORY NOTES**

---

Major Head of Account	<u>ACTUALS</u>		<u>Decrease</u>	<u>Reasons</u>
	2020-21 (In lakh of ₹)	2019-20		
0202 Education, Sports, Art and Culture	5,55.46	58,67.88	53,12.42	Mainly due to decline in collection of receipts under University and Higher Education.
0406 Forestry and Wild Life	3,52,89.46	4,16,05.79	63,16.33	Mainly due to decline in collection of revenue under (i) Sale of Timber and Other Forest Produce, (ii) Receipts from Social and Farm Forestries, (iii) Receipts from Environmental Forestry and (iv) Other Miscellaneous Receipts etc.
0552 North Eastern Areas	57,74.87	2,03,58.16	1,45,83.29	Mainly due to decline in Other Miscellaneous Receipts.
0802 Petroleum	14,68,54.80	38,05,33.62	23,36,78.82	Mainly due to decline in collection under Royalties.

---



---

**14 - DETAILED STATEMENT OF REVENUE AND CAPITAL RECEIPTS BY MINOR HEADS**  
**EXPLANATORY NOTES**

---



---

**Measures taken by the Taxation Department during 2020-21\***

**1. The Assam Agriculture Income Tax Act, 1939 :**

The Agriculture Income Tax payable by an assessee on his agriculture income derived from cultivation of tea has been exempted for a period of three years w.e.f. 1<sup>st</sup> April, 2020.

**2. Assam Value Added Tax Act, 2003 :**

- a) The rate of tax under VAT in respect of “Petrol and Other Motor Spirits” was modified as 32.66 paise in the rupee or ₹ 22.63 per litre, whichever is higher w.e.f. 22<sup>nd</sup> April, 2020.
- b) The rate of tax under VAT in respect of “Diesel” was modified as 23.66 paise in the rupee or ₹ 17.45 per litre, whichever is higher w.e.f. 22<sup>nd</sup> April, 2020.
- c) The Government of Assam has granted partial exemption to the Oil Companies from payment of tax payable on “Diesel” and “Petrol and other motor spirits” sold within the state of Assam @ ₹ 5.00 (Five rupees) per litre w.e.f. 13<sup>th</sup> February, 2021.
- d) The Government of Assam has exempted Brahmaputra Cracker and Polymer Limited (BCPL) from payment of tax under the Assam Value Added Tax, 2003 in respect of purchase of Natural Gas for being used as raw material in production of Liner Low Density Polyethylene (LLDPE), Higher Density Polyethylene (HDPE) and Polyethylene (PP) for a period of 15 (fifteen) years from the date of commercial production i.e. from 02/01/2016 to 01/01/2031.

---



---

**14 - DETAILED STATEMENT OF REVENUE AND CAPITAL RECEIPTS BY MINOR HEADS**  
**EXPLANATORY NOTES**

---



---

3. The Government of Assam has allowed the Cinema Hall owners to collect 'Service Charge' as per the rates mentioned below w.e.f. 20<sup>th</sup> June, 2020 :

Particulars	Service Charge
Cinema Hall not providing air conditioning system	₹ 8/- per ticket
Cinema Hall providing air conditioning system with generator back up	₹ 12/- per ticket

4. It may be noted that all major Taxation Acts are subsumed under GST for which the decisions are collectively taken by the GST Council.

\* Source of Data: Taxation Department of Government of Assam.

**15 - DETAILED STATEMENT OF REVENUE EXPENDITURE BY MINOR HEADS**
*( Figure in italics represent charged expenditure )*

Heads	Actuals for 2020-2021		Actuals for 2019-2020	Percent of Increase(+)/ Decrease(-) during the year	
	Charged/ Voted	Total (In lakh of ₹)			
EXPENDITURE HEADS (REVENUE ACCOUNT)					
A. GENERAL SERVICES					
(a) Organs of State					
2011 Parliament/State/Union Territory Legislatures					
02 State/Union Territory Legislatures					
101	Legislative Assembly	65.09	31,74.87	40,07.71	(-)21
		31,09.78			
103	Legislative Secretariat	26,83.99	26,83.99	24,63.70	(+)9
800	Other Expenditure	49.76	49.76	50.00	---
911	Deduct-Recoveries of Overpayments	(-)6.58	(-)6.58	(-)3.81	(+)73
Total - 02		65.09	59,02.04	65,17.60	(-)9
		58,36.95			
Total - 2011		65.09	59,02.04	65,17.60	(-)9
		58,36.95			
2012 President, Vice President/ Governor, Administrator of Union Territories					
03 Governor/Administrator of Union Territories					
090	Secretariat	2,18.40	2,18.40	2,48.28	(-)12
		---			
101	Emoluments and Allowances of the Governor	27.36	27.36	37.74	(-)28
		---			
102	Discretionary Grants	1,11.14	1,11.14	99.97	(+)11
		---			
103	Household Establishment	2,87.11	2,87.11	2,78.99	(+)3
		---			



**15 - DETAILED STATEMENT OF REVENUE EXPENDITURE BY MINOR HEADS**
*( Figure in italics represent charged expenditure )*

Heads	Actuals for 2020-2021		Actuals for 2019-2020	Percent of Increase(+)/ Decrease(-) during the year
	Charged/ Voted	Total (In lakh of ₹)		
EXPENDITURE HEADS (REVENUE ACCOUNT)				
A. GENERAL SERVICES – Contd.				
(a) Organs of State - Contd				
2012 President, Vice President/ Governor, Administrator of Union Territories – Concl'd.				
03 Governor/Administrator of Union Territories – Concl'd.				
104	Sumptuary Allowances	1.01	1.01	1.49 (-)32
		---		
105	Medical Facilities	72.81	72.81	1.77 (+)4,014
		---		
106	Entertainment Expenses	0.73	0.73	0.61 (+)20
		---		
107	Expenditure from Contract Allowance	1.05	1.05	1.89 (-)44
		---		
108	Tour Expenses	6.29	6.29	20.75 (-)70
		---		
800	Other Expenditure	12.38	12.38	54.38 (-)77
		---		
911	Deduct-Recoveries of Overpayments	(-)11.42	(-)11.42	(-)2.17 (+)426
		---		
Total - 03		7,26.86	7,26.86	7,43.70 (-)2
Total - 2012		7,26.86	7,26.86	7,43.70 (-)2
2013 Council of Ministers				
101	Salary of Ministers and Deputy Ministers	3,26.33	3,26.33	4,57.90 (-)29
104	Entertainment and Hospitality Expenses	13.99	13.99	13.82 (+)1

# 15 - DETAILED STATEMENT OF REVENUE EXPENDITURE BY MINOR HEADS

( Figure in italics represent charged expenditure )

Heads	Actuals for 2020-2021		Actuals for 2019-2020	Percent of Increase(+)/ Decrease(-) during the year	
	Charged/ Voted	Total (In lakh of ₹)			
EXPENDITURE HEADS (REVENUE ACCOUNT)					
A. GENERAL SERVICES - Contd.					
(a) Organs of State - Contd.					
2013	Council of Ministers-Concltd.				
105	Discretionary Grant by Ministers	73.95	73.95	85.00	(-)13
108	Tour Expenses	81.11	81.11	54.39	(+)49
800	Other Expenditure	45.34	45.34	1,59.56	(-)72
911	Deduct-Recoveries of Overpayments	---	---	(-)1.00	(-)100
Total - 2013		5,40.72	5,40.72	7,69.67	(-)30
2014	Administration of Justice				
102	High Courts	64,69.39	64,69.39	67,18.65	(-)4
		---			
105	Civil and Session Courts	1,40,24.27	1,40,24.27	1,35,59.29	(+)3
108	Criminal Courts	92,07.65	92,07.65	87,98.68	(+)5
114	Legal Advisers and Counsels	34,49.30	34,49.30	42,65.50	(-)19
800	Other Expenditure	14,07.38	14,07.38	15,06.06	(-)7
911	Deduct-Recoveries of Overpayments	(-)9.80	(-)9.80	(-)36.09	(+)73
Total - 2014		64,69.39	3,45,48.19	3,48,12.09	(-)1
		2,80,78.80			
2015	Elections				
102	Electoral Officers	13,52.57	13,52.57	13,44.40	(+)1
103	Preparation and Printing of Electoral Rolls	32,84.10	32,84.10	28,74.44	(+)14
105	Charges for Conduct of Elections to Parliament	64,92.89	64,92.89	65,94.55	(-)2
106	Charges for Conduct of Elections to State/ Union Territory Legislature	2,36,02.49	2,36,02.49	3,85.00	(+)6,031
108	Issue on Photo Identity Cards to Voters	27.34	27.34	42.11	(-)35

**15 - DETAILED STATEMENT OF REVENUE EXPENDITURE BY MINOR HEADS**
*( Figure in italics represent charged expenditure )*

Heads	Actuals for 2020-2021		Actuals for 2019-2020	Percent of Increase(+)/ Decrease(-) during the year	
	Charged/ Voted	Total (In lakh of ₹)			
EXPENDITURE HEADS (REVENUE ACCOUNT)					
A. GENERAL SERVICES – Contd.					
(a) Organs of State – Concl'd.					
2015 Elections					
109	Charges for Conduct of Election to Panchayats/ Local Bodies	3,26.68	3,32.35	1,09.70	(+)203
		5.67			
911	Deduct-Recoveries of Overpayments	(-)2,65.91	(-)2,65.91	(-)21.97	(+)1,110
Total - 2015		3,26.69	3,48,25.84 (a)	1,13,28.23	(+)207
		3,44,99.15			
Total - (a) Organs of State		75,88.03	7,65,43.65	5,41,71.29	(+)41
		6,89,55.62			
(b) Fiscal Services					
(ii) Collection of Taxes on Property and Capital Transactions					
2029 Land Revenue					
001	Direction and Administration	1,21,57.06	1,21,57.06	1,13,13.75	(+)7
101	Collection Charges	21,25.04	21,25.04	25,07.83	(-)15
102	Survey and Settlement Operations	49,75.78	49,75.78	50,41.42	(-)1
103	Land Records	1,21,43.96	1,21,43.96	1,19,73.20	(+)1
104	Management of Government Estates	11.16	11.16	8.25	(+)35
796	Tribal Area Sub-Plan	21.25	21.25	22.81	(-)7
800	Other Expenditure	24,92.95	24,92.95	24,39.53	(+)2
911	Deduct-Recoveries of Overpayments	(-)1,58.15	(-)1,58.15	(-)4,15.29	(+)62
Total - 2029		3,37,69.05	3,37,69.05(b)	3,28,91.50	(+)3

(a) It includes ₹ 15.66 lakhs cleared from objection Book Suspense pertaining to earlier years'. (b) It includes ₹ 6.95 lakhs cleared from objection Book Suspense pertaining to earlier years'.

**15 - DETAILED STATEMENT OF REVENUE EXPENDITURE BY MINOR HEADS**
*( Figure in italics represent charged expenditure )*

Heads	Actuals for 2020-2021		Actuals for 2019-2020	Percent of Increase(+)/ Decrease(-) during the year	
	Charged/ Voted	Total (In lakh of ₹)			
EXPENDITURE HEADS (REVENUE ACCOUNT)					
A. GENERAL SERVICES – Contd.					
(b) Fiscal Services – Contd.					
(ii) Collection of Taxes on Property and Capital Transactions – Concl'd.					
2030 Stamps and Registration					
01 Stamps-Judicial					
001	Direction and Administration	43.70	43.70	18.86	(+)132
101	Cost of Stamps	---	---	5,80.00	(-)100
102	Expenses on Sale of Stamps	1,70.51	1,70.51	4,18.68	(-)59
Total - 01		2,14.21	2,14.21	10,17.54	(-)79
02 Stamps-Non-Judicial					
101	Cost of Stamps	1,97.67	1,97.67	4,18.53	(-)53
Total - 02		1,97.67	1,97.67	4,18.53	(-)53
03 Registration					
001	Direction and Administration	46,70.54	46,70.54	17,81.97	(+)162
911	Deduct-Recoveries of Overpayments	(-)7.29	(-)7.29	---	(+)100
Total - 03		46,63.25	46,63.25	17,81.97	(+)162
Total - 2030		50,75.13	50,75.13(a)	32,18.04	(+)58
Total - (ii) Collection of Taxes on Property and Capital Transactions		3,88,44.18	3,88,44.18	3,61,09.54	(+)8
(iii) Collection of Taxes on Commodities and Services					
2039 State Excise					
001	Direction and Administration	51,97.17	51,97.17	49,85.11	(+)4
911	Deduct-Recoveries of Overpayments	(-)0.19	(-)0.19	(-)5.29	(-)96

(a) It includes ₹ 4.92 lakhs cleared from objection Book Suspense pertaining to earlier years'.

# 15 - DETAILED STATEMENT OF REVENUE EXPENDITURE BY MINOR HEADS

( Figure in italics represent charged expenditure )

Heads	Actuals for 2020-2021		Actuals for 2019-2020	Percent of Increase(+)/ Decrease(-) during the year	
	Charged/ Voted	Total (In lakh of ₹)			
EXPENDITURE HEADS (REVENUE ACCOUNT)					
A. GENERAL SERVICES – Contd.					
(b) Fiscal Services - Contd.					
(iii) Collection of Taxes on Commodities and Services – Concl'd.					
2039 State Excise – Concl'd.					
Total - 2039		51,96.98	51,96.98(a)	49,79.82	(+)4
2040 Taxes on Sales, Trades etc.					
001	Direction and Administration	2,64,75.68	2,64,75.68	4,63,28.75	(-)43
101	Collection Charges	62,23.72	62,23.72	61,98.86	(+)
911	Deduct-Recoveries of Overpayments	(-)1.00	(-)1.00	(-)2.36	(+)58
Total - 2040		3,26,98.40	3,26,98.40(b)	5,25,25.25	(-)38
2041 Taxes on Vehicles					
001	Direction and Administration	3,03.25	3,03.25	2,71.42	(+)12
101	Collection Charges	36,88.99	36,88.99	36,49.92	(+)1
800	Other Expenditure	9,75.71	9,75.71	9,36.24	(+)4
911	Deduct-Recoveries of Overpayments	(-)3.19	(-)3.19	(-)0.23	(-)1,287
Total - 2041		49,64.76	49,64.76(c)	48,57.35	(+)2
2045 Other Taxes and Duties on Commodities and Services					
103	Collection Charges-Electricity Duty	4,59.39	4,59.39	4,93.34	(-)7
Total - 2045		4,59.39	4,59.39	4,93.34	(-)7
Total - (iii) Collection of Taxes on Commodities and Services		4,33,19.54	4,33,19.54	6,28,55.76	(-)31
(iv) Other Fiscal Services					
2047 Other Fiscal Services					
103	Promotion of Small Savings	70.52	70.52	74.22	(-)5

(a) It includes ₹ 29.82 lakhs cleared from objection Book Suspense pertaining to earlier years'. (b) It includes ₹ 28.98 lakhs cleared from objection Book Suspense pertaining to earlier years' and book adjustment of ₹1,28,87.48 lakh for settlement of cross liabilities between APDCL and the Government of Assam during 2020-21 (c) It includes ₹ 9.72 lakhs cleared from objection Book Suspense pertaining to earlier years'.

**15 - DETAILED STATEMENT OF REVENUE EXPENDITURE BY MINOR HEADS**
*( Figure in italics represent charged expenditure )*

Heads	Actuals for 2020-2021		Actuals for 2019-2020	Percent of Increase(+)/ Decrease(-) during the year	
	Charged/ Voted	Total (In lakh of ₹)			
EXPENDITURE HEADS (REVENUE ACCOUNT)					
A. GENERAL SERVICES-Contd.					
(b) Fiscal Services – Concl'd.					
(iv) Other Fiscal Services- Concl'd.					
2047 Other Fiscal Services – Concl'd.					
800	Other Expenditure	1,12.24	1,12.24	1,03.86	(+)8
Total - 2047		1,82.76	1,82.76(a)	1,78.08	(+)3
Total - (iv) Other Fiscal Services		1,82.76	1,82.76	1,78.08	(+)3
Total - (b) Fiscal Services		8,23,46.47	8,23,46.47	9,91,43.38	(-)17
(c) Interest payment and servicing of Debt					
2048 Appropriation for reduction or avoidance of Debt					
101	Sinking Funds	1,00,00.00	1,00,00.00	2,80,04.00	(-)64
Total - 2048		1,00,00.00	1,00,00.00	2,80,04.00	(-)64
2049 Interest Payments					
01 Interest on Internal Debt					
101	Interest on Market Loans	33,40,69.63	33,40,69.63	25,43,30.26	(+)31
123	Interest on Special Securities issued to National Small Saving Fund of the Central by State Go	6,88,25.64	6,88,25.64	7,60,95.71	(-)10
200	Interest on Other Internal Debts	1,92,79.81	1,92,79.81	1,67,13.36	(+)15

(a) It includes ₹8.29 lakhs cleared from objection Book Suspense pertaining to earlier years'.

**15 - DETAILED STATEMENT OF REVENUE EXPENDITURE BY MINOR HEADS**
*( Figure in italics represent charged expenditure )*

Heads	Actuals for 2020-2021		Actuals for 2019-2020	Percent of Increase(+)/ Decrease(-) during the year
	Charged/ Voted	Total (In lakh of ₹)		
EXPENDITURE HEADS (REVENUE ACCOUNT)				
A. GENERAL SERVICES-Contd.				
(c) Interest payment and servicing of Debt-Contd.				
2049 Interest Payments – Concltd.				
01 Interest on Internal Debt				
305 Management of Debt	11,41.53	11,41.53	8,53.56	(+)34
	---			
Total - 01	42,33,16.61	42,33,16.61	34,79,92.89	(+)22
03 Interest on Small Savings, Provident Funds etc				
104 Interest on State Provident Funds	8,61,47.00	8,61,47.00	8,51,40.00	(+)1
	---			
108 Interest on Insurance and Pension Fund	13,86.42	13,86.42	14,95.76	(-)7
	---			
Total - 03	8,75,33.42	8,75,33.42	8,66,35.76	(+)1
04 Interest on Loans and Advances from Central Government				
101 Interest on Loans for State/Union Territory Plan Schemes	35,58.90	35,58.90	38,80.23	(-)8
	---			
109 Interest on State Plan Loans Consolidated in terms of Recommendations of 12th Finance Commission	31,62.30	31,62.30	39,52.87	(-)20
	---			
112 Interest on Other Loans for State/ Union Territory (with Legislature) Schemes	23,46.41	23,46.41	14,25.42	(+)65
	---			
Total - 04	90,67.61	90,67.61	92,58.52	(-)2
Total - 2049	51,99,17.64	51,99,17.64(a)	44,38,87.17	(+)17

(a) It includes ₹ 19,31.85 lakhs cleared from objection Book Suspense pertaining to earlier years'

**15 - DETAILED STATEMENT OF REVENUE EXPENDITURE BY MINOR HEADS**
*( Figure in italics represent charged expenditure )*

Heads	Actuals for 2020-2021		Actuals for 2019-2020	Percent of Increase(+)/ Decrease(-) during the year	
	Charged/ Voted	Total (In lakh of ₹)			
EXPENDITURE HEADS (REVENUE ACCOUNT)					
A. GENERAL SERVICES-Contd.					
(c) Interest payment and servicing of Debt – Concl'd.					
Total - (c) Interest payment and servicing of Debt		52,99,17.64	52,99,17.64	47,18,91.17	(+)12
(d) Administrative Services					
2051 Public Service Commission					
102	State Public Service Commission	14,65.96	14,65.96	13,66.07	(+)7
		---			
911	Deduct-Recoveries of Overpayments	(-)10.29	(-)10.29	(-)0.29	(-)3,448
		---			
Total - 2051		14,55.67	14,55.67	13,65.78	(+)7
2052 Secretariat-General Services					
090	Secretariat	23,99,89.54	23,99,89.54	5,30,92.43	(+)352
091	Attached Offices	2,93.11	2,93.11	3,15.79	(-)7
099	Board of Revenue	1,22.13	1,22.13	1,06.00	(+)15
911	Deduct-Recoveries of Overpayments	(-)10,62,58.48	(-)10,62,58.48	(-)22,96.65	(-)4,527
Total - 2052		13,41,46.30	13,41,46.30	5,12,17.57	(+)162
2053 District Administration					
093	District Establishments	1,67,74.66	1,67,74.66	1,87,34.91	(-)10
094	Other Establishments	22,68.06	22,68.06	23,33.11	(-)3
101	Commissioners	5,01.09	5,01.09	5,09.48	(-)2
911	Deduct-Recoveries of Overpayments	(-)3.66	(-)3.66	(-)1.31	(+)179
Total - 2053		1,95,40.15	1,95,40.15(a)	2,15,76.19	(-)9

(a) It includes ₹9.63 lakhs cleared from objection Book Suspense pertaining to earlier years'



# 15 - DETAILED STATEMENT OF REVENUE EXPENDITURE BY MINOR HEADS

( Figure in italics represent charged expenditure )

Heads	Actuals for 2020-2021		Actuals for 2019-2020	Percent of Increase(+)/ Decrease(-) during the year
	Charged/ Voted	Total (In lakh of ₹)		
EXPENDITURE HEADS (REVENUE ACCOUNT)				
A. GENERAL SERVICES-Contd.				
(d) Administrative Services-Contd.				
2054 Treasury and Accounts Administration				
003 Training	20.66	20.66	24.82	(-)17
095 Directorate of Accounts and Treasuries	4,90.71	4,90.71	5,12.76	(-)4
097 Treasury Establishment	52,30.71	52,30.71	54,15.32	(-)3
098 Local Fund Audit	29,58.31	29,58.31	28,85.94	(+)3
911 Deduct-Recoveries of Overpayments	(-)1.74	(-)1.74	(-)1.34	(+)30
Total - 2054	86,98.65	86,98.65(a)	88,37.50	(-)2
2055 Police				
001 Direction and Administration	42,47.67	42,47.67	61,00.58	(-)30
003 Education and Training	31,97.89	31,97.89	33,12.18	(-)3
101 Criminal Investigation and Vigilance	3,46,56.64	3,46,56.64	4,10,08.77	(-)15
104 Special Police	8,32,82.31	8,32,82.31	8,18,07.38	(+)2
109 District Police	34.07	18,07,86.17	17,81,18.69	(+)1
110 Village Police	74,12.90	74,12.90	77,77.99	(-)5
111 Railway Police	39,80.07	39,80.07	40,09.10	(-)1
113 Welfare of Police Personnel	5,65.04	5,65.04	5,55.33	(+)2
114 Wireless and Computers	1,76,82.15	1,76,82.15	1,85,25.46	(-)5
115 Modernisation of Police Force	10,64.28	10,64.28	16,98.05	(-)37
116 Forensic Science	8,34.14	8,34.14	9,11.37	(-)8
800 Other Expenditure	7,25,49.60	7,25,49.60	6,76,32.94	(+)7
911 Deduct-Recoveries of Overpayments	(-)96.87	(-)96.87	(-)16,32.60	(-)94

(a) It includes ₹75.24 lakhs cleared from objection Book Suspense pertaining to earlier years'

**15 - DETAILED STATEMENT OF REVENUE EXPENDITURE BY MINOR HEADS**
*( Figure in italics represent charged expenditure )*

Heads	Actuals for 2020-2021		Actuals for 2019-2020	Percent of Increase(+)/ Decrease(-) during the year	
	Charged/ Voted	Total			
	(In lakh of ₹)				
EXPENDITURE HEADS (REVENUE ACCOUNT)					
A. GENERAL SERVICES-Contd.					
(d) Administrative Services-Contd.					
2055 Police – Concltd.					
	Total - 2055	34.07 41,01,27.92	41,01,61.99(a)	40,98,25.24	---
2056 Jails					
001	Direction and Administration	18.70 2,93.73	3,12.43	3,43.90	(-)9
101	Jails	65,82.38	65,82.38	74,98.96	(-)12
102	Jail Manufactures	1,14.85	1,14.85	1,39.76	(-)18
800	Other Expenditure	99.02	99.02	1,13.25	(-)13
911	Deduct-Recoveries of Overpayments	(-)2.23	(-)2.23	(-)2.01	(+)11
	Total - 2056	18.70 70,87.75	71,06.45	80,93.86	(-)12
2058 Stationery and Printing					
001	Direction and Administration	4,78.14	4,78.14	4,56.25	(+)5
101	Purchase and Supply of Stationery Stores	3,27.04	3,27.04	4,94.14	(-)34
103	Government Presses	19,05.97	19,05.97	18,30.05	(+)4
104	Cost of Printing by Other Sources	6,40.93	6,40.93	1,45.04	(+)342
105	Government Publications	4.74	4.74	37.82	(-)87
800	Other Expenditure	29.65	29.65	38.41	(-)23
911	Deduct-Recoveries of Overpayments	(-)0.20	(-)0.20	(-)0.23	(-)13
	Total - 2058	33,86.27	33,86.27	30,01.48	(+)13

(a) It includes ₹3,64.06 lakhs cleared from objection Book Suspense pertaining to earlier years'

**15 - DETAILED STATEMENT OF REVENUE EXPENDITURE BY MINOR HEADS**
*( Figure in italics represent charged expenditure )*

Heads	Actuals for 2020-2021		Actuals for 2019-2020	Percent of Increase(+)/ Decrease(-) during the year	
	Charged/ Voted	Total (In lakh of ₹)			
EXPENDITURE HEADS (REVENUE ACCOUNT)					
A. GENERAL SERVICES-Contd.					
(d) Administrative Services-Contd.					
2059 Public Works					
01 Office Buildings					
052	Machinery and Equipment	6,37.35	6,37.35	6,95.50	(-)8
053	Maintenance and Repairs	1,21,26.26	1,21,26.26	77,47.85	(+)57
103	Furnishings	---	---	2,64.00	(-)100
Total - 01		1,27,63.61	1,27,63.61	87,07.35	(+)47
60 Other Buildings					
103	Furnishings	2,28.22	2,28.22	2,64.72	(-)14
Total - 60		2,28.22	2,28.22	2,64.72	(-)14
80 General					
001	Direction and Administration	1,59,60.00	1,59,60.00	1,62,36.36	(-)2
004	Planning and Research	15.19	15.19	14.61	(+)4
191	Assistance to Municipal Corporation	1,39.30	1,39.30	---	(+)100
800	Other Expenditure	5,89.93	5,89.93	5,78.12	(+)2
911	Deduct-Recoveries of Overpayments	(-)8.22	(-)8.22	(-)1.10	(-)647
Total - 80		1,66,96.20	1,66,96.20	1,68,27.99	(-)1
Total - 2059		2,96,88.03	2,96,88.03(a)	2,58,00.06	(+)15
2070 Other Administrative Services					
003	Training	10,31.85	10,31.85	11,49.06	(-)10
105	Special Commission of Enquiry	1,03,08.76	1,03,08.76	87,35.86	(+)18
106	Civil Defence	8,66.99	8,66.99	9,17.73	(-)6

(a) It includes ₹4.32 lakhs cleared from objection Book Suspense pertaining to earlier years'

# 15 - DETAILED STATEMENT OF REVENUE EXPENDITURE BY MINOR HEADS

( Figure in italics represent charged expenditure )

Heads	Actuals for 2020-2021		Actuals for 2019-2020	Percent of Increase(+)/ Decrease(-) during the year	
	Charged/ Voted	Total			
	(In lakh of ₹)				
EXPENDITURE HEADS (REVENUE ACCOUNT)					
A. GENERAL SERVICES - Contd.					
(d) Administrative Services - Concl'd.					
2070 Other Administrative Services - Concl'd.					
107	Home Guards	2,47,78.87	2,47,78.87	2,40,87.62	(+)3
108	Fire Protection and Control	1,37,69.79	1,37,69.79	1,37,01.39	---
114	Purchase and Maintenance of Transport	2,03.70	2,03.70	2,22.43	(-)8
115	Guest Houses, Government Hostels etc.	20,05.39	20,05.39	25,16.07	(-)20
118	Administration of Citizenship Act.	35.93	35.93	33.37	(+)8
800	Other Expenditure	2,36,89.48	2,36,89.48	2,25,43.75	(+)5
911	Deduct-Recoveries of Overpayments	(-)10,52,71.66	(-)10,52,71.66 (a)	(-)6,31.62	(-)16,567
Total - 2070		(-)2,85,80.90	(-)2,85,80.90	7,32,75.66	(-)139
Total - (d) Administrative Services		15,08.44	58,56,02.61	60,29,93.34	(-)3
		58,40,94.17			
(e) Pensions and Miscellaneous General Services					
2071 Pensions and Other Retirement Benefits					
01 Civil					
101	Superannuation and Retirement Allowances	56,85,75.34	56,85,75.34	53,64,70.94	(+)6
102	Commuted value of Pension	2,54.68	2,54.68	6,48.52	(-)61
103	Compassionate Allowance	34,77.21	34,77.21	---	(+)100
104	Gratuities	14,48,80.92	14,48,80.92	14,24,56.53	(+)2
105	Family Pensions	11,59,89.21	11,59,89.21	11,69,15.92	(-)1
111	Pensions to Legislators	5,66.36	5,66.36	6,88.61	(-)18
115	Leave Encashment Benefits	9,31,23.25	9,31,23.25	8,87,89.48	(+)5
117	Government Contribution for Defined Contribution Pension Scheme	10,60,34.18	10,60,34.18	7,49,32.42	(+)42

(a) It includes adjustment of recoveries of ₹ 10,50,40.00 lakh spent for updation of NRC in Assam

# 15 - DETAILED STATEMENT OF REVENUE EXPENDITURE BY MINOR HEADS

( Figure in italics represent charged expenditure )

Heads	Actuals for 2020-2021		Actuals for 2019-2020	Percent of Increase(+)/ Decrease(-) during the year	
	Charged/ Voted	Total (In lakh of ₹)			
EXPENDITURE HEADS (REVENUE ACCOUNT)					
A. GENERAL SERVICES – Concl'd.					
(e) Pensions and Miscellaneous General Services- Concl'd.					
2071 Pensions and Other Retirement Benefits-Concl'd.					
01 Civil- Concl'd.					
	Total - 01	1,03,29,01.15	1,03,29,01.15	96,09,02.42	(+)7
	Total - 2071	1,03,29,01.15	1,03,29,01.15 (a)	96,09,02.42	(+)7
2075 Miscellaneous General Services					
104	Pensions and Awards in Consideration of Distinguished Services	6,60.02	6,60.02	6,49.54	(+)2
797	Transfers to/ from Reserve Funds & Deposit Account	---	---	2,71.00	(-)100
800	Other Expenditure	1,13,39.65	1,13,39.65	5,71,18.63	(-)80
911	Deduct-Recoveries of Overpayments	(-)3,00,76.93	(-)3,00,76.93	(-)1,21,06.17	(+)148
	Total - 2075	(-)1,80,77.26	(-)1,80,77.26	4,59,33.00	(-)139
	Total - (e) Pensions and Miscellaneous General Services	1,01,48,23.89	1,01,48,23.89	1,00,68,35.42	(+)1
	Total - A. GENERAL SERVICES	53,90,14.11	2,28,92,34.26	2,23,50,34.60	(+)2
B. SOCIAL SERVICES					
(a) Education, Sports, Art and Culture					
2202 General Education					
01 Elementary Education					
001	Direction and Administration	5,79.04	5,79.04	6,87.13	(-)16
053	Maintenance of Buildings	29.97	29.97	---	(+)100
101	Government Primary Schools	50,85,16.93	50,85,16.93	50,58,76.22	(+)1

(a) As per Government of Assam letter No DA.68/2016/26 dated 10-08-2021, the number of State Pensioners as on 31-03-2021 is 232367 of which 148182, 8543 and 3642 are Service Pensioners, Family Pensioners and Other Categories of Pensioners received respectively.

**15 - DETAILED STATEMENT OF REVENUE EXPENDITURE BY MINOR HEADS**
*( Figure in italics represent charged expenditure )*

Heads	Actuals for 2020-2021		Actuals for 2019-2020	Percent of Increase(+)/ Decrease(-) during the year	
	Charged/ Voted	Total (In lakh of ₹)			
EXPENDITURE HEADS (REVENUE ACCOUNT)					
B. SOCIAL SERVICES-Contd.					
(a) Education, Sports, Art and Culture-Contd.					
2202 General Education					
01 Elementary Education-Concltd.					
102	Assistance to Non-Government Primary Schools	1,04,52.67	1,04,52.67	1,02,73.41	(+)2
103	Assistance to Local Bodies for Primary Education	2,43,71.39	2,43,71.39	2,00,28.35	(+)22
104	Inspection	84,30.80	84,30.80	90,40.55	(-)7
107	Teachers Training	1,64.54	1,64.54	1,41.07	(+)17
108	Text Books	5,60.31	5,60.31	17,16.00	(-)67
109	Scholarships and Incentives	---	---	25,00.00	(-)100
110	Examinations	1,05.61	1,05.61	2,21.96	(-)52
789	Special Component Plan for Schedule Caste	8.99	8.99	21.99	(-)59
796	Tribal Area Sub-Plan	3.00	3.00	3.00	---
800	Other Expenditure	28,01,55.07	28,01,55.07	28,04,35.02	---
911	Deduct-Recoveries of Overpayments	(-)43,76.28	(-)43,76.28	(-)1,17,58.27	(-)63
Total - 01		82,90,02.04	82,90,02.04	81,91,86.43	(+)1
02 Secondary Education					
001	Direction and Administration	1,41,18.93	1,41,18.93	9,88.64	(+)1,328
053	Maintenance of Buildings	4,02.96	4,02.96	7,83.87	(-)49
101	Inspection	24,29.95	24,29.95	31,50.48	(-)23
104	Teachers and Other Services	20.76	20.76	19.42	(+)7
107	Scholarships	3.37	3.37	4.69	(-)28
108	Examinations	9.00	9.00	---	(+)100
109	Government Secondary Schools	97,37.49	97,37.49	93,58.94	(+)4
110	Assistance to Non-Government Secondary Schools	40,75,30.57	40,75,30.57	42,42,03.88	(-)4

# 15 - DETAILED STATEMENT OF REVENUE EXPENDITURE BY MINOR HEADS

( Figure in italics represent charged expenditure )

Heads	Actuals for 2020-2021		Actuals for 2019-2020	Percent of Increase(+)/ Decrease(-) during the year
	Charged/ Voted	Total		
	(In lakh of ₹)			
<b>EXPENDITURE HEADS (REVENUE ACCOUNT)</b>				
<b>B. SOCIAL SERVICES-Contd.</b>				
<i>(a) Education, Sports, Art and Culture-Contd.</i>				
<b>2202 General Education</b>				
<i>02 Secondary Education-Concl'd.</i>				
789 Special Component Plan for Schedule Caste	29.32	29.32	39.62	(-)26
800 Other Expenditure	5,96,06.82	5,96,06.82	2,98,21.77	(+)100
911 Deduct-Recoveries of Overpayments	(-)38,93.77	(-)38,93.77	(-)2,32.08	(+)1,578
<b>Total - 02</b>	<b>48,99,95.40</b>	<b>48,99,95.40</b>	<b>46,81,39.23</b>	<b>(+)5</b>
<i>03 University and Higher Education</i>				
001 Direction and Administration	2,53,26.13	2,53,26.13	9,86.21	(+)2,468
102 Assistance to Universities	2,75,81.43	2,75,81.43	4,29,12.09	(-)36
103 Government Colleges and Institutes	16,13,05.36	16,13,05.36	16,06,58.92	---
104 Assistance to Non-Government Colleges and Institutes	5,32.67	5,32.67	6,39.56	(-)17
106 Text Books Development	2,11.22	2,11.22	3,37.60	(-)37
107 Scholarships	24.84	24.84	36.84	(-)33
800 Other Expenditure	2,35,53.28	2,35,53.28	23,18.64	(+)916
911 Deduct-Recoveries of Overpayments	(-)6,02.52	(-)6,02.52	(-)1,36.20	(-)342
<b>Total - 03</b>	<b>23,79,32.41</b>	<b>23,79,32.41</b>	<b>20,77,53.66</b>	<b>(+)15</b>
<i>04 Adult Education</i>				
001 Direction and Administration	25,61.79	25,61.79	27,39.48	(-)6
800 Other Expenditure	3,48.00	3,48.00	---	(+)100
911 Deduct-Recoveries of Overpayments	(-)3.34	(-)3.34	(-)0.08	(-)4,075
<b>Total - 04</b>	<b>29,06.45</b>	<b>29,06.45</b>	<b>27,39.40</b>	<b>(+)6</b>

### 15 - DETAILED STATEMENT OF REVENUE EXPENDITURE BY MINOR HEADS

( Figure in italics represent charged expenditure )

Heads	Actuals for 2020-2021		Actuals for 2019-2020	Percent of Increase(+)/ Decrease(-) during the year	
	Charged/ Voted	Total			
	(In lakh of ₹)				
EXPENDITURE HEADS (REVENUE ACCOUNT)					
B. SOCIAL SERVICES-Contd.					
(a) Education, Sports, Art and Culture-Contd.					
2202 General Education-Concltd.					
05 Language Development					
001	Direction and Administration	3,71.44	3,71.44	4,20.38	(-)12
103	Sanskrit Education	25,60.50	25,60.50	24,88.71	(+)3
110	Assistance to Madrasa Educational Institute	2,19,32.91	2,19,32.91	2,14,93.21	(+)2
911	Deduct-Recoveries of Overpayments	(-)2.28	(-)2.28	---	(+)100
Total - 05		2,48,62.57	2,48,62.57	2,44,02.30	(+)2
80 General					
001	Direction and Administration	4,83.03	4,83.03	4,83.07	---
003	Training	27,45.92	27,45.92	26,48.84	(+)4
004	Research	69,84.08	69,84.08	65,99.73	(+)6
108	Examinations	---	---	48.93	(-)100
800	Other Expenditure	5,58.05	5,58.05	4,88.46	(+)14
911	Deduct-Recoveries of Overpayments	(-)3,50.36	(-)3,50.36	(-)2,89.24	(+)21
Total - 80		1,04,20.72	1,04,20.72	99,79.79	(+)4
Total - 2202		1,59,51,19.59	1,59,51,19.59(a)	1,53,22,00.81	(+)4
2203 Technical Education					
001	Direction and Administration	31,58.12	31,58.12	49,22.13	(-)36
103	Technical Schools	2,73.08	2,73.08	2,87.96	(-)5
105	Polytechnics	92,25.79	92,25.79	94,46.00	(-)2
107	Scholarships	1,90.10	1,90.10	85.78	(+)122
112	Engineering/ Technical Colleges and Institutes	60,86.13	60,86.13	61,27.55	(-)1

(a) It includes ₹2,13,96.04 lakhs cleared from objection Book Suspense pertaining to earlier years'



# 15 - DETAILED STATEMENT OF REVENUE EXPENDITURE BY MINOR HEADS

( Figure in italics represent charged expenditure )

Heads	Actuals for 2020-2021		Actuals for 2019-2020	Percent of Increase(+)/ Decrease(-) during the year
	Charged/ Voted	Total		
	(In lakh of ₹)			
<b>EXPENDITURE HEADS (REVENUE ACCOUNT)</b>				
<b>B. SOCIAL SERVICES-Contd.</b>				
<i>(a) Education, Sports, Art and Culture Contd.</i>				
<b>2203 Technical Education-Concl'd.</b>				
911 Deduct-Recoveries of Overpayments	(-)3.54	(-)3.54	(-)2.01	(+)76
<b>Total - 2203</b>	<b>1,89,29.68</b>	<b>1,89,29.68(a)</b>	<b>2,08,67.41</b>	<b>(-)9</b>
<b>2204 Sports and Youth Services</b>				
001 Direction and Administration	6,72.55	6,72.55	6,47.12	(+)4
101 Physical Education	37,35.69	37,35.69	42,50.46	(-)12
102 Youth Welfare Programme for Students	19,55.59	19,55.59	20,56.77	(-)5
104 Sports and Games	10,81.32	10,81.32	16,67.91	(-)35
800 Other Expenditure	25,53.70	25,53.70	98,89.24	(-)74
911 Deduct-Recoveries of Overpayments	(-)15.78	(-)15.78	(-)6.13	(-)157
<b>Total - 2204</b>	<b>99,83.07</b>	<b>99,83.07(b)</b>	<b>1,85,05.37</b>	<b>(-)46</b>
<b>2205 Art and Culture</b>				
001 Direction and Administration	4,58.07	4,58.07	4,43.62	(+)3
101 Fine Arts Education	22,60.90	22,60.90	11,66.32	(+)94
102 Promotion of Arts and Culture	27,45.11	27,45.11	38,35.13	(-)28
103 Archaeology	9,73.78	9,73.78	9,93.15	(-)2
104 Archives	1,43.59	1,43.59	1,74.12	(-)18
105 Public Libraries	17,11.04	17,11.04	16,17.43	(+)6
107 Museums	7,83.35	7,83.35	9,05.43	(-)13
796 Tribal Area Sub-Plan	6,93.07	6,93.07	6,47.51	(+)7
800 Other Expenditure	1.48	1.48	10.00	(-)85
911 Deduct-Recoveries of Overpayments	(-)2.98	(-)2.98	(-)0.60	(-)397

(a) It includes ₹43.39 lakhs cleared from objection Book Suspense pertaining to earlier years' (b)It includes ₹10.55lakhs cleared from objection Book Suspense pertaining to earlier years'

**15 - DETAILED STATEMENT OF REVENUE EXPENDITURE BY MINOR HEADS**
*( Figure in italics represent charged expenditure )*

Heads	Actuals for 2020-2021		Actuals for 2019-2020	Percent of Increase(+)/ Decrease(-) during the year
	Charged/ Voted	Total (In lakh of ₹)		
EXPENDITURE HEADS (REVENUE ACCOUNT)				
B. SOCIAL SERVICES-Contd.				
(a) Education, Sports, Art and Culture-Concl'd.				
2205 Art and Culture-Concl'd.				
Total - 2205	97,67.41	97,67.41(a)	97,92.11	---
Total -(a) Education, Sports, Art and Culture	1,63,37,99.75	1,63,37,99.75	1,58,13,65.70	(+)3
(b) Health and Family Welfare				
2210 Medical and Public Health				
01 Urban Health Services-Allopathy				
001 Direction and Administration	91,67.74	91,67.74	49,60.36	(+)85
003 Training	9,10.84	9,10.84	9,42.12	(-)3
102 Employees State Insurance Scheme	20,01.95	20,01.95	23,60.68	(-)15
104 Medical Stores Depots	3,93.52	3,93.52	3,45.42	(+)14
108 Departmental Drug Manufacture	28.74	28.74	34.84	(-)18
109 School Health Scheme	7,44.88	7,44.88	7,50.97	(-)1
110 Hospital and Dispensaries	2,78,96.38	2,78,96.38	3,05,47.21	(-)9
200 Other Health Schemes	13,95.66	13,95.66	13,44.68	(+)4
800 Other Expenditure	2,32.06	2,32.06	2,20.61	(+)5
911 Deduct-Recoveries of Overpayments	(-)8.48	(-)8.48	(-)17.71	(-)52
Total - 01	4,27,63.29	4,27,63.29	4,14,89.18	(+)3
02 Urban Health Services- Other Systems of Medicine				
101 Ayurveda	1,60.98	1,60.98	1,76.71	(-)9
102 Homeopathy	18.47	18.47	22.39	(-)18
200 Other System	74.00	74.00	5,66.46	(-)87

(a) It includes ₹5.26 lakhs cleared from objection Book Suspense pertaining to earlier years'

# 15 - DETAILED STATEMENT OF REVENUE EXPENDITURE BY MINOR HEADS

( Figure in italics represent charged expenditure )

Heads	Actuals for 2020-2021		Actuals for 2019-2020	Percent of Increase(+)/ Decrease(-) during the year	
	Charged/ Voted	Total (In lakh of ₹)			
EXPENDITURE HEADS (REVENUE ACCOUNT)					
B. SOCIAL SERVICES-Contd.					
(b) Health and Family Welfare-Contd.					
2210 Medical and Public Health-Contd.					
02 Urban Health Services- Other Systems of Medicine-Concltd.					
Total - 02		2,53.45	2,53.45	7,65.56	(-)67
03 Rural Health Services - Allopathy					
103	Primary Health Centres	4,90,32.70	4,90,32.70	4,75,69.41	(+)3
104	Community Health Centres	1,06,62.82	1,06,62.82	1,04,84.74	(+)2
110	Hospitals and Dispensaries	79,64.05	79,64.05	83,85.61	(-)5
800	Other Expenditure	33,97,45.87	33,97,45.87	23,37,12.39	(+)45
911	Deduct-Recoveries of Overpayments	(-)1,16,25.88	(-)1,16,25.88	(-)6,26.64	(+)1,755
Total - 03		39,57,79.56	39,57,79.56	29,95,25.51	(+)32
04 Rural Health Services-Other Systems of Medicine					
101	Ayurveda	31,73.56	31,73.56	66,05.50	(-)52
102	Homeopathy	3,92.08	3,92.08	4,15.29	(-)6
Total - 04		35,65.64	35,65.64	70,20.79	(-)49
05 Medical Education, Training and Research					
001	Direction and Administration	55,91.15	55,91.15	31,78.42	(+)76
101	Ayurveda	13,86.89	13,86.89	13,66.98	(+)1
102	Homeopathy	6,23.54	6,23.54	6,68.96	(-)7
105	Allopathy	5,11,91.24	5,11,91.24	5,64,40.07	(-)9
110	Hospitals & Dispensaries	1,94,66.51	1,94,66.51	2,12,04.48	(-)8
911	Deduct-Recoveries of Overpayments	(-)59.35	(-)59.35	(-)6.03	(+)884

**15 - DETAILED STATEMENT OF REVENUE EXPENDITURE BY MINOR HEADS**
*( Figure in italics represent charged expenditure )*

Heads	Actuals for 2020-2021		Actuals for 2019-2020	Percent of Increase(+)/ Decrease(-) during the year	
	Charged/ Voted	Total			
	(In lakh of ₹)				
EXPENDITURE HEADS (REVENUE ACCOUNT)					
B. SOCIAL SERVICES-Contd.					
(b) Health and Family Welfare-Contd.					
2210 Medical and Public Health-Concltd.					
05 Medical Education, Training and Research-Concltd.					
Total - 05		7,81,99.98	7,81,99.98	8,28,52.88	(-)6
06 Public Health					
001 Direction and Administration		6,48.93	6,48.93	6,65.23	(-)2
101 Prevention and Control of Diseases		1,51,29.24	1,51,29.24	1,52,08.39	(-)1
102 Prevention of Food Adulteration		6,03.20	6,03.20	19,97.67	(-)70
104 Drug Control		3,23.13	3,23.13	3,13.75	(+)3
107 Public Health Laboratories		1,64.75	1,64.75	1,53.79	(+)7
112 Public Health Education		5,97.16	5,97.16	5,92.40	(+)1
Total - 06		1,74,66.41	1,74,66.41	1,89,31.23	(-)8
80 General					
004 Health Statistics & Evaluation		3,28.50	3,28.50	2,97.88	(+)10
800 Other Expenditure		12,31.99	12,31.99	13,29.06	(-)7
911 Deduct-Recoveries of Overpayments		(-)38.15	(-)38.15	(-)2,34.78	(-)84
Total - 80		15,22.34	15,22.34	13,92.16	(+)9
Total - 2210		53,95,50.67	53,95,50.67(a)	45,19,77.31	(+)19
2211 Family Welfare					
001 Direction and Administration		25,02.69	25,02.69	23,34.76	(+)7
003 Training		9,07.89	9,07.89	11,36.63	(-)20
101 Rural Family Welfare Services		2,61,89.15	2,61,89.15	2,55,96.54	(+)2

(a) It includes ₹3,07.24 lakhs cleared from objection Book Suspense pertaining to earlier years'

**15 - DETAILED STATEMENT OF REVENUE EXPENDITURE BY MINOR HEADS**
*( Figure in italics represent charged expenditure )*

Heads	Actuals for 2020-2021		Actuals for 2019-2020	Percent of Increase(+)/ Decrease(-) during the year	
	Charged/ Voted	Total			
	(In lakh of ₹)				
EXPENDITURE HEADS (REVENUE ACCOUNT)					
B. SOCIAL SERVICES-Contd.					
(b) Health and Family Welfare-Concl'd.					
2211 Family Welfare-Concl'd.					
102	Urban Family Welfare Services	4,56.11	4,56.11	4,48.56	(+)2
103	Maternity and Child Health	19,35.33	19,35.33	19,01.19	(+)2
104	Transport	1,86.43	1,86.43	1,74.23	(+)7
200	Other Services and Supplies	11,17.75	11,17.75	11,24.94	(-)1
911	Deduct-Recoveries of Overpayments	(-)18.34	(-)18.34	(-)4.49	(-)308
Total - 2211		3,32,77.01	3,32,77.01	3,27,12.36	(+)2
Total - (b) Health and Family Welfare		57,28,27.69	57,28,27.69	48,46,89.67	(+)18
(c) Water Supply, Sanitation, Housing and Urban Development					
2215 Water Supply and Sanitation					
01 Water Supply					
001	Direction and Administration	4,45,85.67	4,45,85.67	4,64,63.90	(-)4
052	Machinery and Equipment	21.37	21.37	22.99	(-)7
101	Urban Water Supply Programmes	23,07.02	23,07.02	12,44.25	(+)85
102	Rural Water Supply Programmes	2,02,38.45	2,02,38.45	1,72,94.72	(+)17
799	Suspense	(-)82,56.70	(-)82,56.70	(-)2,12.00	(+)3,795
800	Other Expenditure	8.44	8.44	8,58.83	(-)99
911	Deduct-Recoveries of Overpayments	(-)2,63.58	(-)2,63.58	(-)22.60	(+)1,066
Total - 01		5,86,40.67	5,86,40.67	6,56,50.09	(-)11

**15 - DETAILED STATEMENT OF REVENUE EXPENDITURE BY MINOR HEADS**
*( Figure in italics represent charged expenditure )*

Heads	Actuals for 2020-2021		Actuals for 2019-2020	Percent of Increase(+)/ Decrease(-) during the year	
	Charged/ Voted	Total (In lakh of ₹)			
EXPENDITURE HEADS (REVENUE ACCOUNT)					
B. SOCIAL SERVICES-Contd.					
(c) Water Supply, Sanitation, Housing and Urban Development-Contd.					
2215 Water Supply and Sanitation-Concltd.					
02 Sewerage and Sanitation					
105	Sanitation Services	10,62.88	10,62.88	11,30.68	(-)6
107	Sewerage Services	2,44.64	2,44.64	2,43.78	(+)
911	Deduct-Recoveries of Overpayments	(-)2.71	(-)2.71	---	(+)100
Total - 02		13,04.81	13,04.81	13,74.46	(-)5
Total - 2215		5,99,45.48	5,99,45.48(a)	6,70,24.55	(-)11
2216 Housing					
01 Government Residential Buildings					
106	General Pool Accommodation	13,35.67	13,35.67	13,93.26	(-)4
Total - 01		13,35.67	13,35.67	13,93.26	(-)4
03 Rural Housing					
105	Indira Awaas Yojana	16,70,47.23	16,70,47.23	15,27,56.09	(+)9
Total - 03		16,70,47.23	16,70,47.23	15,27,56.09	(+)9
80 General					
103	Assistance to Housing Boards, Corporations etc.	4,90.73	4,90.73	3,81.66	(+)29
911	Deduct-Recoveries of Overpayments	(-)0.01	(-)0.01	---	(+)100
Total - 80		4,90.72	4,90.72	3,81.66	(+)29
Total - 2216		16,88,73.62	16,88,73.62	15,45,31.01	(+)9

(a) It includes ₹89.30 lakhs cleared from objection Book Suspense pertaining to earlier years\*

**15 - DETAILED STATEMENT OF REVENUE EXPENDITURE BY MINOR HEADS**
*( Figure in italics represent charged expenditure )*

Heads	Actuals for 2020-2021		Actuals for 2019-2020	Percent of Increase(+)/ Decrease(-) during the year	
	Charged/ Voted	Total (In lakh of ₹)			
EXPENDITURE HEADS (REVENUE ACCOUNT)					
B. SOCIAL SERVICES-Contd.					
(c) Water Supply, Sanitation, Housing and Urban Development-Contd.					
2217 Urban Development					
03 Integrated Development of Small and Medium Towns					
001	Direction and Administration	31,10.01	31,10.01	28,68.82	(+)8
191	Assistance to Local Bodies Corporations, Urban Development Authorities, Town Improvement Board	4,69.51	4,69.51	9,83.31	(-)52
800	Other Expenditure	4,67,70.58	4,67,70.58	3,03,15.45	(+)54
911	Deduct-Recoveries of Overpayments	(-)3,56.35	(-)3,56.35	(-)3,71.73	(-)4
Total - 03		4,99,93.75	4,99,93.74	3,37,95.85	(+)48
05 Other Urban Development Schemes					
191	Assistance to Local Bodies, Corporations, Urban Development Authorities, Town Improvement Board	8,52.11	8,52.11	38,53.04	(-)78
192	Assistance to Municipalities/ Municipal Councils	81,73.17	81,73.17	85,63.39	(-)5
800	Other Expenditure	10,44.56	10,44.56	16,51.58	(-)37
Total - 05		1,00,69.84	1,00,69.84	1,40,68.01	(-)28
80 General					
001	Direction and Administration	4,61.77	4,61.77	4,50.71	(+)2
192	Assistance to Municipalities/ Municipal Councils	2,54,00.76	2,54,00.76	3,93,28.57	(-)35
800	Other Expenditure	49,45.88	49,45.88	95,75.32	(-)48
911	Deduct-Recoveries of Overpayments	(-)22.77	(-)22.77	(-)1,68.54	(-)86
Total - 80		3,07,85.64	3,07,85.64	4,91,86.06	(-)37

**15 - DETAILED STATEMENT OF REVENUE EXPENDITURE BY MINOR HEADS**
*( Figure in italics represent charged expenditure )*

Heads	Actuals for 2020-2021		Actuals for 2019-2020	Percent of Increase(+)/ Decrease(-) during the year	
	Charged/ Voted	Total			
	(In lakh of ₹)				
EXPENDITURE HEADS (REVENUE ACCOUNT)					
B. SOCIAL SERVICES-Contd.					
(c) Water Supply, Sanitation, Housing and Urban Development- Concl'd.					
2217 Urban Development-Concl'd.					
Total - 2217		9,08,49.23	9,08,49.23	9,70,49.92	(-)6
Total - (c) Water Supply, Sanitation, Housing and Urban Development		31,96,68.33	31,96,68.33	31,86,05.48	---
(d) Information and Broadcasting Contd.					
2220 Information and Publicity					
01 Films					
001	Direction and Administration	24,88.89	24,88.89	21,01.01	(+)18
105	Production of Films	30.58	30.58	---	(+)100
Total - 01		25,19.47	25,19.47	21,01.01	(+)20
60 Others					
101	Advertising and Visual Publicity	59,97.28	59,97.28	45,21.90	(+)33
102	Information Centres	49.11	49.11	42.40	(+)16
103	Press Information Services	1,41.95	1,41.95	81.01	(+)75
106	Field Publicity	1,86.78	1,86.78	4,69.02	(-)60
107	Song and Drama Services	9.01	9.01	---	(+)100
109	Photo Services	19.00	19.00	12.50	(+)52
110	Publications	88.22	88.22	1,20.76	(-)27
911	Deduct-Recoveries of Overpayments	(-)1.79	(-)1.79	(-)4.80	(-)63
Total - 60		64,89.56	64,89.56	52,42.79	(+)24



# 15 - DETAILED STATEMENT OF REVENUE EXPENDITURE BY MINOR HEADS

( Figure in italics represent charged expenditure )

Heads	Actuals for 2020-2021		Actuals for 2019-2020	Percent of Increase(+)/ Decrease(-) during the year	
	Charged/ Voted	Total (In lakh of ₹)			
EXPENDITURE HEADS (REVENUE ACCOUNT)					
B. SOCIAL SERVICES-Contd.					
(d) Information and Broadcasting-Concl'd					
2220 Information and Publicity					
Total -2220		90,09.03	90,09.03(a)	73,43.80	(+)23
Total (d) Information and Broadcasting		90,09.03	90,09.03	73,43.80	(+)23
(e) Welfare of Schedule Castes, Schedule Tribes and Other Backward Classes					
2225 Welfare of Scheduled Castes, Scheduled Tribes, Other Backward Classes and Minorities					
01 Welfare of Scheduled Castes					
001	Direction and Administration	3,11.44	3,11.44	2,58.18	(+)21
277	Education	41.24	41.24	20.59	(+)100
282	Health	55.00	55.00	39.00	(+)41
793	Special Central Assistance for Scheduled Castes Component Plan	7,22.21	7,22.21	3,33.85	(+)116
800	Other Expenditure	21,93.38	21,93.38	1,35,14.05	(-)84
911	Deduct-Recoveries of Overpayments	(-)7,84.09	(-)7,84.09	(-)3.01	(-)25,950
Total - 01		25,39.18	25,39.18	1,41,62.66	(-)82
02 Welfare of Scheduled Tribes					
001	Direction and Administration	2,16.82	2,16.82	4,22.39	(-)49
102	Economic Development	33,57.06	33,57.06	66,65.79	(-)50
190	Assistance to Public Sector and Other Undertakings	4,60.11	4,60.11	1,20.24	(+)283
277	Education	63,61.72	63,61.72	37,48.04	(+)70
282	Health	49.10	49.10	1,64.80	(-)70

(a) It includes ₹87.86 lakhs cleared from objection Book Suspense pertaining to earlier years\*

**15 - DETAILED STATEMENT OF REVENUE EXPENDITURE BY MINOR HEADS**
*( Figure in italics represent charged expenditure )*

Heads	Actuals for 2020-2021		Actuals for 2019-2020	Percent of Increase(+)/ Decrease(-) during the year	
	Charged/ Voted	Total (In lakh of ₹)			
EXPENDITURE HEADS (REVENUE ACCOUNT)					
B. SOCIAL SERVICES Contd.					
(e) Welfare of Schedule Castes, Schedule Tribes and Other Backward Classes - Contd.					
2225 Welfare of Scheduled Castes, Scheduled Tribes, Other Backward Classes and Minorities – Contd.					
02 Welfare of Scheduled Tribes – Concl'd.					
794	Special Central Assistance for Tribal Sub-Plan	25,27.65	25,27.65	7,92.34	(+)219
796	Tribal Area Sub-Plan	9,09.38	9,09.38	21,03.53	(-)57
800	Other Expenditure	3,37,95.07	3,37,95.07	14,60,23.05	(-)77
911	Deduct-Recoveries of Overpayments	(-)46.59	(-)46.59	(-)2,84.20	(-)84
Total - 02		4,76,30.32	4,76,30.32	15,97,55.99	(-)70
03 Welfare of Backward Classes					
001	Direction and Administration	3,02.34	3,02.34	2,99.81	(+)1
102	Economic Development	1,99.24	1,99.24	5,00.00	(-)60
277	Education	54,77.22	54,77.22	54,01.84	(+)1
282	Health	---	---	42.10	(-)100
800	Other Expenditure	40,11.57	40,11.57	1,88,63.74	(-)79
911	Deduct-Recoveries of Overpayments	(-)0.74	(-)0.74	---	(+)100
Total - 03		99,89.63	99,89.63	2,51,07.49	(-)60
80 General					
001	Direction and Administration	15,30.18	15,30.18	90,24.71	(-)83
800	Other Expenditure	5,56.00	5,56.00	---	(+)100
911	Deduct-Recoveries of Overpayments	---	---	(-)3,52.44	(-)100
Total - 80		20,86.18	20,86.18	86,72.27	(-)76

**15 - DETAILED STATEMENT OF REVENUE EXPENDITURE BY MINOR HEADS**
*( Figure in italics represent charged expenditure )*

Heads	Actuals for 2020-2021		Actuals for 2019-2020	Percent of Increase(+)/ Decrease(-) during the year	
	Charged/ Voted	Total			
	(In lakh of ₹)				
EXPENDITURE HEADS (REVENUE ACCOUNT)					
B. SOCIAL SERVICES - Contd.					
(e) Welfare of Schedule Castes, Schedule Tribes and Other Backward Classes - Concl.					
2225 Welfare of Scheduled Castes, Scheduled Tribes, Other Backward Classes and Minorities					
Total - 2225		6,22,45.31	6,22,45.31(a)	20,76,98.41	(-)70
Total - (e) Welfare of Schedule Castes, Schedule Tribes and Other Backward Classes		6,22,45.31	6,22,45.31	20,76,98.41	(-)70
(f) Labour and Labour Welfare					
2230 Labour, Employment and Skill Development					
01 Labour					
001	Direction and Administration	17,72.19	17,72.19	18,70.89	(-)5
004	Research and Statistics	77.69	77.69	68.82	(+)13
101	Industrial Relations	4,17.16	4,17.16	4,25.38	(-)2
102	Working Conditions and Safety	10,93.17	10,93.17	10,53.53	(+)4
103	General Labour Welfare	9,22.53	9,22.53	6,25.56	(+)47
911	Deduct-Recoveries of Overpayments	(-)0.79	(-)0.79	(-)3,46.25	(-)100
Total - 01		42,81.95	42,81.95	36,97.93	(+)16
02 Employment Service					
001	Direction and Administration	3,07.91	3,07.91	2,06.03	(+)49
004	Research, Survey and Statistics	8,96.00	8,96.00	15,26.62	(-)41
101	Employment Services	16,15.75	16,15.75	19,60.95	(-)18
800	Other Expenditure	14,38.73	14,38.73	23,00.00	(-)37
911	Deduct-Recoveries of Overpayments	(-)1.04	(-)1.04	---	(+)100

(a) It includes ₹25.39 lakhs cleared from objection Book Suspense pertaining to earlier years\*

**15 - DETAILED STATEMENT OF REVENUE EXPENDITURE BY MINOR HEADS**
*( Figure in italics represent charged expenditure )*

Heads	Actuals for 2020-2021		Actuals for 2019-2020	Percent of Increase(+)/ Decrease(-) during the year	
	Charged/ Voted	Total (In lakh of ₹)			
EXPENDITURE HEADS (REVENUE ACCOUNT)					
B. SOCIAL SERVICES - Contd.					
(f) Labour and Labour Welfare – Concl'd.					
2230 Labour, Employment and Skill Development					
02 Employment Service – Concl'd.					
Total - 02		42,57.35	42,57.35	59,93.60	(-)29
03 Training					
003	Training of Craftsmen & Supervisors	48,58.81	48,58.81	55,44.32	(-)12
796	Tribal Area Sub-Plan	33.74	33.74	32.51	(+)4
800	Other Expenditure	1,97.44	1,97.44	9,05.33	(-)78
911	Deduct-Recoveries of Overpayments	(-)1.31	(-)1.31	---	(+)100
Total - 03		50,88.68	50,88.68	64,82.16	(-)21
Total - 2230		1,36,27.98	1,36,27.98(a)	1,61,73.69	(-)16
Total - (f) Labour and Labour Welfare		1,36,27.98	1,36,27.98	1,61,73.69	(-)16
(g) Social Welfare and Nutrition Contd.					
2235 Social Security and Welfare					
01 Rehabilitation					
202	Other Rehabilitation Schemes	11,86.95	11,86.95	14,53.20	(-)18
911	Deduct-Recoveries of Overpayments	(-)13.67	(-)13.67	(-)11,55.83	(-)99
Total 01		11,73.28	11,73.28	2,97.37	(+)295
02 Social Welfare					
001	Direction and Administration	17,69.35	17,69.35	28,47.70	(-)38

(a) It includes ₹15.76 lakhs cleared from objection Book Suspense pertaining to earlier years\*

# 15 - DETAILED STATEMENT OF REVENUE EXPENDITURE BY MINOR HEADS

( Figure in italics represent charged expenditure )

Heads	Actuals for 2020-2021		Actuals for 2019-2020	Percent of Increase(+)/ Decrease(-) during the year
	Charged/ Voted	Total (In lakh of ₹)		
EXPENDITURE HEADS (REVENUE ACCOUNT)				
B. SOCIAL SERVICES - Contd.				
(g) Social Welfare and Nutrition - Contd.				
2235 Social Security and Welfare – Concl'd.				
02 Social Welfare – Concl'd.				
101 Welfare of Handicapped	1,73,83.29	1,73,83.29	2,16,64.30	(-)20
102 Child Welfare	10,40,70.71	10,40,70.71	9,68,16.78	(+)7
103 Women's Welfare	35,69.97	35,69.97	45,13.69	(-)21
104 Welfare of Aged, Infirm and Destitute	2,02.27	2,02.27	4,45.93	(-)55
105 Prohibition	19,79.70	19,79.70	16,70.27	(+)19
106 Correctional Services	1,07.86	1,07.86	1,22.01	(-)12
107 Assistance to Voluntary Organisations	---	---	1,70.96	(-)100
200 Other Programmes	87.17	87.17	2,41.98	(-)64
789 Special Component Plan for Schedule Caste	74.60	74.60	79.87	(-)7
796 Tribal Area Sub-Plan	86.08	86.08	1,01.39	(-)15
800 Other Expenditure	2,23,22.29	2,23,22.29	2,11,70.77	(+)5
911 Deduct-Recoveries of Overpayments	(-)2,84.48	(-)2,84.48	(-)1,92.58	(+)48
Total - 02	15,13,68.81	15,13,68.81	14,96,53.07	(+)1
60 Other Social Security and Welfare Programmes				
102 Pensions under Social Security Schemes	21,71.65	21,71.65	32,57.28	(-)33
200 Other Programmes	10,12.84	10,12.84	12,52.55	(-)19
911 Deduct-Recoveries of Overpayments	(-)36.57	(-)36.57	---	(+)100
Total - 60	31,47.92	31,47.92	45,09.83	(-)30
Total - 2235	15,56,90.01	15,56,90.01(a)	15,44,60.27	(+)1

(a) It includes ₹8,27.53 lakhs cleared from objection Book Suspense pertaining to earlier years\*

**15 - DETAILED STATEMENT OF REVENUE EXPENDITURE BY MINOR HEADS**
*( Figure in italics represent charged expenditure )*

Heads	Actuals for 2020-2021		Actuals for 2019-2020	Percent of Increase(+)/ Decrease(-) during the year	
	Charged/ Voted	Total (In lakh of ₹)			
EXPENDITURE HEADS (REVENUE ACCOUNT)					
B. SOCIAL SERVICES - Contd.					
(g) Social Welfare and Nutrition - Contd.					
2236 Nutrition					
02 Distribution of Nutritious Food and Beverages					
101	Special Nutrition Programmes	5,13,07.86	5,13,07.86	6,28,78.27	(-)18
800	Other Expenditure	2,10,07.37	2,10,07.37	1,65,99.78	(+)27
Total - 02		7,23,15.23	7,23,15.23	7,94,78.05	(-)9
Total - 2236		7,23,15.23	7,23,15.23	7,94,78.05	(-)9
2245 Relief on Account of Natural Calamities					
02 Floods, Cyclones etc					
101	Gratuitous Relief	3,82,17.91	3,82,17.91	1,81,20.16	(+)111
105	Veterinary Care	4.48	4.48	---	(+)100
106	Repairs and Restoration of Damaged Roads and Bridges	32,33.75	32,33.75	32,17.71	---
118	Assistance for Repairs/ Replacement of Damaged Boats and Equipment for Fishing	19.14	19.14	---	(+)100
122	Repairs and Restoration of Damaged Irrigation and Flood Control Works	1,32,26.02	1,32,26.02	1,17,52.86	(+)13
911	Deduct-Recoveries of Overpayments	(-)26,67.87	(-)26,67.87	(-)9,58.57	(-)178
Total - 02		5,20,33.43	5,20,33.44	3,21,32.16	(+)62
05 State Disaster Response Fund					
101	Transfer to Reserve Funds and Deposit Accounts-State Disaster Response Fund	6,43,50.00	6,43,50.00	5,59,00.00	(+)15
901	Deduct - Amount met from State Disaster Response Fund	(-)6,00,29.94	-6,00,29.94	-4,37,37.22	(+)37

**15 - DETAILED STATEMENT OF REVENUE EXPENDITURE BY MINOR HEADS**
*( Figure in italics represent charged expenditure )*

Heads	Actuals for 2020-2021		Actuals for 2019-2020	Percent of Increase(+)/ Decrease(-) during the year	
	Charged/ Voted	Total (In lakh of ₹)			
EXPENDITURE HEADS (REVENUE ACCOUNT)					
B. SOCIAL SERVICES - Concl'd.					
(g) Social Welfare and Nutrition – Concl'd.					
2245 Relief on Account of Natural Calamities – Concl'd.					
05 State Disaster Response Fund-Concl'd.					
Total - 05		43,20.06	43,20.06	1,21,62.78	(-)64
80 General					
800	Other Expenditure	60,08.19	60,08.19	1,18,70.64	(-)49
911	Deduct-Recoveries of Overpayments	(-)3,30.27	(-)3,30.27	(-)1,64.50	(-)101
Total - 80		56,77.92	56,77.92	1,17,06.14	(-)51
Total - 2245		6,20,31.41	6,20,31.41	5,60,01.08	(+)11
Total - (g) Social Welfare and Nutrition		29,00,36.64	29,00,36.64	28,99,39.40	---
(h) Others					
2250 Other Social Services					
101	Donations for Charitable Purposes	1,87.91	1,87.91	2,60.17	(-)28
Total - 2250		1,87.91	1,87.91	2,60.17	(-)28
Total - (h) Others		1,87.91	1,87.91	2,60.17	(-)28
Total - B. SOCIAL SERVICES		2,90,14,02.64	2,90,14,02.64	2,90,60,76.32	---

**15 - DETAILED STATEMENT OF REVENUE EXPENDITURE BY MINOR HEADS**
*( Figure in italics represent charged expenditure )*

Heads	Actuals for 2020-2021		Actuals for 2019-2020	Percent of Increase(+)/ Decrease(-) during the year	
	Charged/ Voted	Total			
	(In lakh of ₹)				
EXPENDITURE HEADS (REVENUE ACCOUNT)					
C. ECONOMIC SERVICES					
(a) Agriculture and Allied Activities					
2401 Crop Husbandry					
001	Direction and Administration	2,13,77.37	2,13,77.37	2,14,14.11	---
102	Food Grain Crops	4,60.11	4,60.11	40,41.15	(-)89
103	Seeds	2,94.22	2,94.22	20,38.94	(-)86
104	Agricultural Farms	17,94.85	17,94.85	14,12.88	(+)27
105	Manures and Fertilizers	7,72.27	7,72.27	6,38.31	(+)21
107	Plant Protection	4,40.19	4,40.19	2,96.25	(+)49
108	Commercial Crops	2,05,70.11	2,05,70.11	90,31.44	(+)128
109	Extension and Farmers' Training	62,71.16	62,71.16	61,27.36	(+)2
110	Crop Insurance	13,48.44	13,48.44	17,50.49	(-)23
111	Agricultural Economics and Statistics	7,52.48	7,52.48	7,92.45	(-)5
112	Development of Pulses	5.56	5.56	5.77	(-)4
113	Agricultural Engineering	47,08.31	47,08.31	2,03,83.24	(-)77
115	Scheme of Small/ Marginal Farmers and Agricultural Labour	2,57,00.00	2,57,00.00	5,00.00	(+)5,040
119	Horticulture and Vegetable Crops	95,30.45	95,30.45	89,16.72	(+)7
800	Other Expenditure	1,59,44.04	1,59,44.04	4,10,82.86	(-)61
911	Deduct-Recoveries of Overpayments	(-)5.28	(-)5.28	(-)3,96.98	(+)99
Total - 2401		10,99,64.28	10,99,64.28	11,80,34.99	(-)7
2402 Soil and Water Conservation					
001	Direction and Administration	71,73.12	71,73.12	65,62.08	(+)9
101	Soil Survey and Testing	23.45	23.45	33.39	(-)30
102	Soil Conservation	11,58.35	11,58.35	12,61.17	(-)8
103	Land Reclamation and Development	1,76,65.41	1,76,65.41	79,71.73	(+)122



**15 - DETAILED STATEMENT OF REVENUE EXPENDITURE BY MINOR HEADS**
*( Figure in italics represent charged expenditure )*

Heads	Actuals for 2020-2021		Actuals for 2019-2020	Percent of Increase(+)/ Decrease(-) during the year
	Charged/ Voted	Total		
	(In lakh of ₹)			
EXPENDITURE HEADS (REVENUE ACCOUNT)				
C. ECONOMIC SERVICES Contd.				
(a) Agriculture and Allied Activities Contd.				
2402 Soil and Water Conservation – Concl'd.				
911 Deduct-Recoveries of Overpayments	(-)4.47	(-)4.47	(-)1.34	(+)234
Total - 2402	2,60,15.86	2,60,15.86	1,58,27.02	(+)64
2403 Animal Husbandry				
001 Direction and Administration	39,51.75	39,51.75	44,50.15	(-)11
101 Veterinary Services and Animal Health	1,49,04.93	1,49,04.93	1,29,57.40	(+)15
102 Cattle and Buffalo Development	65,82.26	65,82.26	67,45.11	(-)2
103 Poultry Development	17,67.56	17,67.56	18,33.00	(-)4
104 Sheep and Wool Development	1,33.13	1,33.13	1,48.28	(-)10
105 Piggery Development	2,81.35	2,81.35	3,28.87	(-)14
106 Other Live Stock Development	5,34.10	5,34.10	9,73.87	(-)45
107 Fodder and Feed Development	5,05.21	5,05.21	7,64.59	(-)34
109 Extension and Training	4,39.63	4,39.63	4,36.50	(+)1
113 Administrative Investigation and Statistics	1,73.04	1,73.04	1,75.03	(-)1
796 Tribal Area Sub-Plan	8,50.88	8,50.88	8,03.25	(+)6
800 Other Expenditure	29,79.55	29,79.55	30,05.05	(-)1
911 Deduct-Recoveries of Overpayments	(-)30.25	(-)30.25	(-)29.58	(-)2
Total - 2403	3,30,73.14	3,30,73.14(a)	3,25,91.52	(+)1
2404 Dairy Development				
001 Direction and Administration	4,04.51	4,04.51	4,50.07	(-)10
102 Dairy Development Projects	2,43.26	2,43.26	2,40.26	(+)1
109 Extension and Training	2,00.98	2,00.98	1,99.57	(+)1
191 Assistance to Co-operatives and Other Bodies	1,29.70	1,29.70	1,78.74	(-)27

(a) It includes ₹92.00 lakhs cleared from objection Book Suspense pertaining to earlier years\*

# 15 - DETAILED STATEMENT OF REVENUE EXPENDITURE BY MINOR HEADS

( Figure in italics represent charged expenditure )

Heads	Actuals for 2020-2021		Actuals for 2019-2020	Percent of Increase(+)/ Decrease(-) during the year
	Charged/ Voted	Total		
	(In lakh of ₹)			
EXPENDITURE HEADS (REVENUE ACCOUNT)				
C. ECONOMIC SERVICES - Contd.				
(a) Agriculture and Allied Activities - Contd.				
2404 Dairy Development – Concltd.				
192 Milk Supply Scheme	21,46.25	21,46.25	18,44.90	(+)16
789 Special Component Plan for Schedule Caste	10.50	10.50	94.50	(-)89
796 Tribal Area Sub-Plan	---	---	30.00	(-)100
911 Deduct-Recoveries of Overpayments	---	---	(-)12.99	(-)100
Total - 2404	31,35.20	31,35.20(a)	30,25.05	(+)4
2405 Fisheries				
001 Direction and Administration	23,71.81	23,71.81	26,25.22	(-)10
101 Inland Fisheries	49,20.40	49,20.40	30,01.33	(+)64
105 Processing, Preservation and Marketing	1,12.20	1,12.20	1,10.67	(+)1
109 Extension and Training	15,78.28	15,78.28	15,93.25	(-)1
800 Other Expenditure	3,50.58	3,50.58	2,61.74	(+)34
911 Deduct-Recoveries of Overpayments	(-)15.69	(-)15.69	(-)0.50	(-)3,028
Total - 2405	93,17.58	93,17.58	75,91.71	(+)23
2406 Forestry and Wild Life				
01 Forestry				
001 Direction and Administration	4,16,84.63	4,16,84.63	3,96,85.34	(+)5
005 Survey and Utilization of Forest Resources	12,58.22	12,58.22	12,31.99	(+)2
070 Communications and Buildings	4,01.87	4,01.87	7,61.84	(-)47
101 Forest Conservation, Development and Regeneration	15,68.12	15,68.12	16,05.71	(-)2
102 Social and Farm Forestry	3,94.83	3,94.83	5,71.83	(-)31
105 Forest Produce	1,00.14	1,00.14	41.81	(+)140
800 Other Expenditure	49,17.93	49,17.93	20,93.43	(+)135

(a) It includes ₹1,23.46 lakhs cleared from objection Book Suspense pertaining to earlier years\*

**15 - DETAILED STATEMENT OF REVENUE EXPENDITURE BY MINOR HEADS**
*( Figure in italics represent charged expenditure )*

Heads	Actuals for 2020-2021		Actuals for 2019-2020	Percent of Increase(+)/ Decrease(-) during the year
	Charged/ Voted	Total (In lakh of ₹)		
EXPENDITURE HEADS (REVENUE ACCOUNT)				
C. ECONOMIC SERVICES - Contd.				
(a) Agriculture and Allied Activities - Contd.				
2406 Forestry and Wild Life – Concl.				
01 Forestry – Concl.				
911 Deduct-Recoveries of Overpayments	(-)27.46	(-)27.46	(-)54.13	(-)49
Total - 01	5,02,98.28	5,02,98.28	4,59,37.82	(+)9
02 Environmental Forestry and Wild Life				
110 Wild Life Preservation	81,53.33	81,53.33	74,51.69	(+)9
111 Zoological Park	17,39.99	17,39.99	25,74.95	(-)32
112 Public Gardens	0.48	0.48	3,09.25	(-)100
800 Other Expenditure	1,56.15	1,56.15	8,56.63	(-)82
Total - 02	1,00,49.95	1,00,49.95	1,11,92.52	(-)10
04 Afforestation and Ecology Development				
103 State Compensatory Afforestation	88,34.00	88,34.00	---	(+)100
Total - 04	88,34.00	88,34.00	---	(+)100
Total - 2406	6,91,82.23	6,91,82.23(a)	5,71,30.34	(+)21
2408 Food Storage and Warehousing				
01 Food				
001 Direction and Administration	2,93.49	2,93.49	2,96.53	(-)1
101 Procurement and Supply	37,26.22	37,26.22	83,84.69	(-)56
102 Food Subsidies	6,03,26.87	6,03,26.87	7,53,45.58	(-)20
800 Other Expenditure	1,56.29	1,56.29	1,90.06	(-)18
911 Deduct-Recoveries of Overpayments	(-)78,54.04	(-)78,54.04	(-)1.92	(-)4,08,965

(a) It includes ₹3,54.96 lakhs cleared from objection Book Suspense pertaining to earlier years\*

**15 - DETAILED STATEMENT OF REVENUE EXPENDITURE BY MINOR HEADS**
*( Figure in italics represent charged expenditure )*

Heads	Actuals for 2020-2021		Actuals for 2019-2020	Percent of Increase(+)/ Decrease(-) during the year	
	Charged/ Voted	Total (In lakh of ₹)			
EXPENDITURE HEADS (REVENUE ACCOUNT)					
C. ECONOMIC SERVICES - Contd.					
(a) Agriculture and Allied Activities - Contd.					
2408 Food Storage and Warehousing – Concl'd.					
01 Food – Concl'd.					
Total - 01		5,66,48.83	5,66,48.83	8,42,14.94	(-)33
Total - 2408		5,66,48.83	5,66,48.83	8,42,14.94	(-)33
2415 Agricultural Research and Education					
01 Crop Husbandry					
004	Research	52,60.34	52,60.34	64,15.63	(-)18
277	Education	2,90,70.83	2,90,70.83	4,38,27.35	(-)34
Total - 01		3,43,31.17	3,43,31.17	5,02,42.98	(-)32
02 Soil and Water Conservation					
004	Research	2,24.52	2,24.52	2,15.53	(+)4
277	Education	58.52	58.52	63.35	(-)8
Total - 02		2,83.04	2,83.04	2,78.88	(+)1
03 Animal Husbandry					
004	Research	15.56	15.56	12.98	(+)20
277	Education	24.56	24.56	12.85	(+)91
Total - 03		40.12	40.12	25.83	(+)55
05 Fisheries					
004	Research	1,69.65	1,69.65	1,75.17	(-)3
Total - 05		1,69.65	1,69.65	1,75.17	(-)3

# 15 - DETAILED STATEMENT OF REVENUE EXPENDITURE BY MINOR HEADS

( Figure in italics represent charged expenditure )

Heads	Actuals for 2020-2021		Actuals for 2019-2020	Percent of Increase(+)/ Decrease(-) during the year	
	Charged/ Voted	Total			
	(In lakh of ₹)				
EXPENDITURE HEADS (REVENUE ACCOUNT)					
C. ECONOMIC SERVICES - Contd.					
(a) Agriculture and Allied Activities - Contd.					
2415 Agricultural Research and Education – Concl'd.					
06 Forestry					
004	Research	5,46.68	5,46.68	6,88.58	(-)21
277	Education	2,39.71	2,39.71	2,67.95	(-)11
Total - 06		7,86.39	7,86.39	9,56.53	(-)18
Total - 2415		3,56,10.37	3,56,10.37	5,16,79.39	(-)31
2425 Co-operation					
001	Direction and Administration	60,67.26	60,67.26	45,46.59	(+)33
003	Training	29.52	29.52	17.71	(+)67
101	Audit of Co-operatives	65,87.05	65,87.05	63,37.35	(+)4
108	Assistance to Other Co-operatives	81.35	81.35	77.20	(+)5
800	Other Expenditure	1,80.04	1,80.04	2,10.48	(-)14
911	Deduct-Recoveries of Overpayments	(-)4.27	(-)4.27	(-)3,82.24	(-)99
Total - 2425		1,29,40.95	1,29,40.95(a)	1,08,07.09	(+)20
2435 Other Agricultural Programmes					
01 Marketing and Quality Control					
101	Marketing Facilities	14,74.01	14,74.01	13,46.33	(+)9
102	Grading and Quality Control Facilities	1,09.32	1,09.32	71.11	(+)54
800	Other Expenditure	27,92.47	27,92.47	---	(+)100
Total - 01		43,75.80	43,75.80	14,17.44	(+)209
Total - 2435		43,75.80	43,75.80	14,17.44	(+)209

(a) It includes ₹27.85 lakhs cleared from objection Book Suspense pertaining to earlier years'

# 15 - DETAILED STATEMENT OF REVENUE EXPENDITURE BY MINOR HEADS

(Figure in italics represent charged expenditure)

Heads	Actuals for 2020-2021		Actuals for 2019-2020	Percent of Increase(+)/ Decrease(-) during the year	
	Charged/ Voted	Total (In lakh of ₹)			
EXPENDITURE HEADS (REVENUE ACCOUNT)					
C. ECONOMIC SERVICES - Contd.					
(a) Agriculture and Allied Activities – Concltd.					
Total - (a) Agriculture and Allied Activities		36,02,64.24	36,02,64.24	38,23,19.49	(-)6
(b) Rural Development					
2501 Special Programmes for Rural Development					
01 Integrated Rural Development Programme					
001	Direction and Administration	1,03,75.93	1,03,75.93	1,14,94.38	(-)10
800	Other Expenditure	10,98,40.96	10,98,40.96	10,21,49.98	(+)8
911	Deduct-Recoveries of Overpayments	(-)21,20.60	(-)21,20.60	(-)5.72	(-)36,973
Total - 01		11,80,96.29	11,80,96.29	11,36,38.64	(+)4
Total - 2501		11,80,96.29	11,80,96.29(a)	11,36,38.64	(+)4
2505 Rural Employment					
02 Rural Employment Guarantee Scheme					
101	National Rural Employment Guarantee Scheme	6,90,62.28	6,90,62.28	1,79,80.34	(+)284
Total - 02		6,90,62.28	6,90,62.28	1,79,80.34	(+)284
Total - 2505		6,90,62.28	6,90,62.28	1,79,80.34	(+)284
2515 Other Rural Development Programmes					
001	Direction and Administration	2,22,57.96	2,22,57.96	1,60,01.48	(+)39
003	Training	71.80	71.80	79.78	(-)10
101	Panchayati Raj	3,24,66.55	3,24,66.55	2,30,48.33	(+)41
102	Community Development	5,14,32.75	5,14,32.75	1,51,37.71	(+)240
800	Other Expenditure	6,96,10.85	6,96,10.85	36,02,36.98	(-)81

(a) It includes ₹18.36 lakhs cleared from objection Book Suspense pertaining to earlier years\*

**15 - DETAILED STATEMENT OF REVENUE EXPENDITURE BY MINOR HEADS**
*( Figure in italics represent charged expenditure )*

Heads	Actuals for 2020-2021		Actuals for 2019-2020	Percent of Increase(+)/ Decrease(-) during the year
	Charged/ Voted	Total		
	(In lakh of ₹)			
EXPENDITURE HEADS (REVENUE ACCOUNT)				
C. ECONOMIC SERVICES - Contd.				
(b) Rural Development – Concl'd.				
2515 Other Rural Development Programmes – Concl'd.				
911 Deduct-Recoveries of Overpayments	(-)43.80	(-)43.80	(-)6,61.32	(-)93
Total - 2515	17,57,96.11	17,57,96.11(a)	41,38,42.96	(-)58
Total - (b) Rural Development	36,29,54.68	36,29,54.68	54,54,61.94	(-)33
(c) Special Areas Programmes				
2552 North Eastern Areas				
219 Education Department	2,28.03	2,28.03	1,99.94	(+)14
Total - 2552	2,28.03	2,28.03	1,99.94	(+)14
2575 Other Special Areas Programmes				
02 Backward Areas				
001 Direction and Administration	6,54.69	6,54.69	11,08.68	(-)41
800 Other Expenditure	1,42,94.18	1,42,94.18	48,26.83	(+)196
911 Deduct-Recoveries of Overpayments	(-)38.09	(-)38.09	(-)51,73.53	(-)99
Total – 02	1,49,10.78	1,49,10.78	7,61.98	(+)1,857
Total - 2575	1,49,10.78	1,49,10.78	7,61.98	(+)1,857
Total - (c) Special Areas Programmes	1,51,38.81	1,51,38.81	9,61.92	(+)1,474

(a) It includes ₹1,26,84.65 lakhs cleared from objection Book Suspense pertaining to earlier years\*

**15 - DETAILED STATEMENT OF REVENUE EXPENDITURE BY MINOR HEADS**
*( Figure in italics represent charged expenditure )*

Heads	Actuals for 2020-2021		Actuals for 2019-2020	Percent of Increase(+)/ Decrease(-) during the year	
	Charged/ Voted	Total			
	(In lakh of ₹)				
EXPENDITURE HEADS (REVENUE ACCOUNT)					
C. ECONOMIC SERVICES - Contd.					
(d) Irrigation and Flood Control					
2701 Medium Irrigation					
04 Medium Irrigation -Non-commercial					
001	Direction and Administration	8,50.94	8,50.94	7,95.70	(+)7
800	Other Expenditure	1,74.47	1,74.47	1,67.17	(+)4
911	Deduct Recoveries of Overpayments	(-)4.80	(-)4.80	(-)2.72	(+)76
Total - 04		10,20.61	10,20.61	9,60.15	(+)6
80 General					
001	Direction and Administration	1,46,74.72	1,46,74.72	1,42,19.21	(+)3
911	Deduct-Recoveries of Overpayments	(-)5.64	(-)5.64	(-)14.00	(-)60
Total - 80		1,46,69.08	1,46,69.08	1,42,05.21	(+)3
Total - 2701		1,56,89.69	1,56,89.69(a)	1,51,65.36	(+)3
2702 Minor Irrigation					
01 Surface Water					
102	Lift Irrigation Schemes	48,68.83	48,68.83	43,36.39	(+)12
800	Other Expenditure	25,22.99	25,22.99	22,34.42	(+)13
911	Deduct-Recoveries of Overpayments	---	---	(-)0.11	(-)100
Total - 01		73,91.82	73,91.82	65,70.70	(+)12
02 Ground Water					
103	Tube Wells	21,60.59	21,60.59	16,96.27	(+)27
911	Deduct-Recoveries of Overpayments	(-)0.25	(-)0.25	(-)4.10	(-)94
Total - 02		21,60.34	21,60.34	16,92.17	(+)28

(a) It includes ₹89.64 lakhs cleared from objection Book Suspense pertaining to earlier years\*



**15 - DETAILED STATEMENT OF REVENUE EXPENDITURE BY MINOR HEADS**
*( Figure in italics represent charged expenditure )*

Heads	Actuals for 2020-2021		Actuals for 2019-2020	Percent of Increase(+)/ Decrease(-) during the year	
	Charged/ Voted	Total (In lakh of ₹)			
EXPENDITURE HEADS (REVENUE ACCOUNT)					
C. ECONOMIC SERVICES -Contd.					
(d) Irrigation and Flood Control – Concl'd.					
2702 Minor Irrigation – Concl'd.					
80 General					
001	Direction and Administration	3,32,49.93	3,32,49.93	3,45,37.14	(-)4
911	Deduct-Recoveries of Overpayments	(-)20.43	(-)20.43	(-)17.97	(+)14
Total - 80		3,32,29.50	3,32,29.50	3,45,19.17	(-)4
Total - 2702		4,27,81.66	4,27,81.66(a)	4,27,82.04	---
2705 Command Area Development					
800	Other Expenditure	5,23.50	5,23.50	5,15.96	(+)1
Total - 2705		5,23.50	5,23.50	5,15.96	(+)1
2711 Flood Control and Drainage					
01 Flood Control					
001	Direction and Administration	2,25,07.97	2,25,07.97	2,12,87.72	(+)6
052	Machinery and Equipment	18,16.61	18,16.61	16,81.29	(+)8
103	Civil Works	49,00.30	49,00.30	60,95.84	(-)20
911	Deduct-Recoveries of Overpayments	(-)4.82	(-)4.82	(-)3.23	(+)49
Total - 01		2,92,20.06	2,92,20.06	2,90,61.62	(+)1
Total - 2711		2,92,20.06	2,92,20.06(b)	2,90,61.62	(+)1
Total - (d) Irrigation and Flood Control		8,82,14.91	8,82,14.91	8,75,24.98	(+)1

(a) It includes ₹13.69 lakhs cleared from objection Book Suspense pertaining to earlier years'. (b) It includes ₹77.99 lakhs cleared from objection Book Suspense pertaining to earlier years'.

**15 - DETAILED STATEMENT OF REVENUE EXPENDITURE BY MINOR HEADS**
*( Figure in italics represent charged expenditure )*

Heads	Actuals for 2020-2021		Actuals for 2019-2020	Percent of Increase(+)/ Decrease(-) during the year
	Charged/ Voted	Total		
	(In lakh of ₹)			
EXPENDITURE HEADS (REVENUE ACCOUNT)				
C. ECONOMIC SERVICES - Contd.				
(e) Energy				
2801 Power				
05 Transmission and Distribution				
052 Machinery and Equipment	---	---	12,50.00	(-)100
Total - 05		---	12,50.00	(-)100
06 Rural Electrification				
052 Machinery and Equipment	---	---	7,50.00	(-)100
Total - 06		---	7,50.00	(-)100
80 General				
101 Assistance to Electricity Boards	1,04,99.66	1,04,99.66	---	(+)100
800 Other Expenditure	12,45,24.85	12,45,24.85	13,84,16.19	(-)10
Total - 80	13,50,24.51	13,50,24.51	13,84,16.19	(-)2
Total - 2801	13,50,24.51	13,50,24.51	14,04,16.19	(-)4
2810 New and Renewable Energy				
01 Bio-energy				
004 Research and Development	17.46	17.46	39.33	(-)56
104 Research, Design & Development in Renewable Energy	15.38	15.38	---	(+)100
Total - 01	32.84	32.84	39.33	(-)17
02 Solar				
101 Solar Thermal Energy Programme	---	---	1.00	(-)100
Total - 02		---	1.00	(-)100

**15 - DETAILED STATEMENT OF REVENUE EXPENDITURE BY MINOR HEADS**
*( Figure in italics represent charged expenditure )*

Heads	Actuals for 2020-2021		Actuals for 2019-2020	Percent of Increase(+)/ Decrease(-) during the year
	Charged/ Voted	Total (In lakh of ₹)		
EXPENDITURE HEADS (REVENUE ACCOUNT)				
C. ECONOMIC SERVICES - Contd.				
(e) Energy – Concl'd.				
2810 New and Renewable Energy				
60 Others				
800 Other Expenditure	97.46	97.46	1,04.80	(-)7
Total - 60	97.46	97.46	1,04.80	(-)7
Total - 2810	1,30.30	1,30.30	1,45.13	(-)10
Total - (e) Energy	13,51,54.81	13,51,54.81	14,05,61.32	(-)4
(f) Industry and Minerals				
2851 Village and Small Industries				
01 Sericulture				
001 Direction and Administration	15,54.96	15,54.96	14,15.01	(+)10
003 Training	1,47.44	1,47.44	1,35.31	(+)9
004 Research and Development	23.53	23.53	18.76	(+)25
107 Sericulture Industries	1,12,41.18	1,12,41.18	1,12,27.01	(+)
800 Other Expenditure	---	---	8,00.00	(-)100
911 Deduct-Recoveries of Overpayments	(-)60,25.14	(-)60,25.14	(-)8.30	(-)72,492
Total - 01	69,41.97	69,41.97	1,35,87.79	(-)49
02 Cottage Industries				
003 Training	5,20.62	5,20.62	5,52.93	(-)6
101 Industrial Estates	4,45.90	4,45.90	5,32.40	(-)16
102 Small Scale Industries	51,42.55	51,42.55	56,07.85	(-)8

**15 - DETAILED STATEMENT OF REVENUE EXPENDITURE BY MINOR HEADS**
*( Figure in italics represent charged expenditure )*

Heads	Actuals for 2020-2021		Actuals for 2019-2020	Percent of Increase(+)/ Decrease(-) during the year	
	Charged/ Voted	Total (In lakh of ₹)			
EXPENDITURE HEADS (REVENUE ACCOUNT)					
C. ECONOMIC SERVICES - Contd.					
(f) Industry and Minerals - Contd.					
2851 Village and Small Industries – Concl'd.					
02 Cottage Industries – Concl'd.					
104	Handicraft Industries	5,85.29	5,85.29	13,18.86	(-)56
796	Tribal Area Sub-Plan	53.50	53.50	---	(+)100
800	Other Expenditure	3,90.93	3,90.93	---	(+)100
911	Deduct-Recoveries of Overpayments	(-)0.53	(-)0.53	---	(+)100
Total - 02		71,38.26	71,38.26	80,12.04	(-)11
03 Handloom & Textile					
001	Direction and Administration	13,22.36	13,22.36	17,53.77	(-)25
003	Training	19,50.86	19,50.86	22,71.74	(-)14
004	Research and Development	1,93.82	1,93.82	1,83.96	(+)5
103	Handloom Industries	84,48.08	84,48.08	1,54,39.13	(-)45
105	Khadi and Village Industries	27,50.66	27,50.66	32,72.40	(-)16
108	Powerloom Industries	49.35	49.35	54.49	(-)9
800	Other Expenditure	---	---	25,00.00	(-)100
911	Deduct-Recoveries of Overpayments	-1.28	-1.28	-9.35	(-)86
Total - 03		1,47,13.85	1,47,13.85	2,54,66.14	(-)42
Total - 2851		2,87,94.08	2,87,94.08(a)	4,70,65.97	(-)39
2852 Industries					
07 Telecommunication and Electronic Industries					
202	Electronics	44,35.93	44,35.93	29,06.83	(+)53

(a) It includes ₹52.39 lakhs cleared from objection Book Suspense pertaining to earlier years'.

**15 - DETAILED STATEMENT OF REVENUE EXPENDITURE BY MINOR HEADS**
*( Figure in italics represent charged expenditure )*

Heads	Actuals for 2020-2021		Actuals for 2019-2020	Percent of Increase(+)/ Decrease(-) during the year	
	Charged/ Voted	Total			
	(In lakh of ₹)				
EXPENDITURE HEADS (REVENUE ACCOUNT)					
C. ECONOMIC SERVICES - Contd.					
(f) Industry and Minerals – Concl'd.					
2852 Industries – Concl'd.					
07 Telecommunication and Electronic Industries-concl'd.					
Total - 07		44,35.93	44,35.93	29,06.83	(+)53
80 General					
001 Direction and Administration		17,80.03	17,80.03	15,59.73	(+)14
800 Other Expenditure		47.50	47.50	12,80.92	(-)96
911 Deduct-Recoveries of Overpayments		(-)7,18.02	(-)7,18.02	(-)95,94.57	(+)93
Total - 80		11,09.51	11,09.51	(-)67,53.92	(-)116
Total - 2852		55,45.44	55,45.44(a)	(-)38,47.09	(-)244
2853 Non-ferrous Mining and Metallurgical Industries					
02 Regulation and Development of Mines					
001 Direction and Administration		4,24.44	4,24.44	4,39.84	(-)4
004 Research and Development		82.83	82.83	79.94	(+)4
101 Survey and Mapping		7,54.54	7,54.54	8,56.38	(-)12
911 Deduct-Recoveries of Overpayments		(-)0.51	(-)0.51	(-)1.48	(-)66
Total - 02		12,61.30	12,61.30	13,74.68	(-)8
Total - 2853		12,61.30	12,61.30	13,74.68	(-)8
Total - (f) Industry and Minerals		3,56,00.82	3,56,00.82	4,45,93.56	(-)20

(a) It includes ₹1.28 lakhs cleared from objection Book Suspense pertaining to earlier years'.

**15 - DETAILED STATEMENT OF REVENUE EXPENDITURE BY MINOR HEADS**
*( Figure in italics represent charged expenditure )*

Heads	Actuals for 2020-2021		Actuals for 2019-2020	Percent of Increase(+)/ Decrease(-) during the year	
	Charged/ Voted	Total (In lakh of ₹)			
EXPENDITURE HEADS (REVENUE ACCOUNT)					
C. ECONOMIC SERVICES - Contd.					
(g) Transport					
3054 Roads and Bridges					
01 National Highways					
800	Other Expenditure	2,77,95.66	2,77,95.66	2,09,45.60	(+)33
Total - 01		2,77,95.66	2,77,95.66	2,09,45.60	(+)33
02 Strategic and Border Roads					
337	Road Works	1,49.49	1,49.49	7,69.64	(-)81
Total - 02		1,49.49	1,49.49	7,69.64	(-)81
03 State Highways					
337	Road Works	2,24,57.21	2,24,57.21	2,74,38.13	(-)18
799	Suspense	---	---	-3.84	(-)100
Total - 03		2,24,57.21	2,24,57.21	2,74,34.29	(-)18
04 District and Other Roads					
800	Other Expenditure	42,00.00	42,00.00	9.07	(+)46,207
Total - 04		42,00.00	42,00.00	9.07	(+)46,207
80 General					
001	Direction and Administration	5,96,28.57	5,96,28.57	5,73,57.49	(+)4
003	Training	55.26	55.26	39.98	(+)38
052	Machinery and Equipment	2,91.38	2,91.38	2,54.21	(+)15
799	Suspense	(-)99,09.40	(-)99,09.40	---	(+)100
800	Other Expenditure	47,12.50	47,12.50	43,48.00	(+)8
911	Deduct-Recoveries of Overpayments	(-)34.16	(-)34.16	(-)17.28	(-)98

# 15 - DETAILED STATEMENT OF REVENUE EXPENDITURE BY MINOR HEADS

( Figure in italics represent charged expenditure )

Heads	Actuals for 2020-2021		Actuals for 2019-2020	Percent of Increase(+)/ Decrease(-) during the year
	Charged/ Voted	Total (In lakh of ₹)		
EXPENDITURE HEADS (REVENUE ACCOUNT)				
C. ECONOMIC SERVICES - Contd.				
(g) Transport – Concl.				
3054 Roads and Bridges – Concl.				
80 General – Concl.				
Total - 80	5,47,44.15	5,47,44.15	6,19,82.40	(-)12
Total - 3054	10,93,46.51	10,93,46.51(a)	11,11,41.00	(-)2
3055 Road Transport				
001 Direction and Administration	18,39.65	18,39.65	47,09.38	(-)61
004 Research	22.41	22.41	30.07	(-)25
190 Assistance to Public Sector and Other Undertakings	1,48,26.02	1,48,26.02	65,82.00	(+)125
800 Other Expenditure	---	---	25,00.00	(-)100
Total - 3055	1,66,88.08	1,66,88.08(b)	1,38,21.45	(+)21
3056 Inland Water Transport				
001 Direction and Administration	12,12.20	12,12.20	12,10.12	(+)
003 Training and Research	1,89.32	1,89.32	1,90.27	(-)1
101 Hydrographic Survey	3,87.17	3,87.17	3,71.41	(+)4
800 Other Expenditure	1,47,41.32	1,47,41.32	1,47,85.07	(+)
911 Deduct-Recoveries of Overpayments	(-)4.28	(-)4.28	(-)0.57	(-)651
Total - 3056	1,65,25.73	1,65,25.73(c)	1,65,56.30	---
Total - (g) Transport	14,25,60.32	14,25,60.32	14,15,18.75	(+)1

(a) It includes ₹ 4,37.11 lakhs cleared from objection Book Suspense pertaining to earlier years'.

(b) It includes ₹ 1.36 lakhs cleared from objection Book Suspense pertaining to earlier years'.

(c) It includes ₹ 4.41 lakhs cleared from objection Book Suspense pertaining to earlier years'.

**15 - DETAILED STATEMENT OF REVENUE EXPENDITURE BY MINOR HEADS**
*( Figure in italics represent charged expenditure )*

Heads	Actuals for 2020-2021		Actuals for 2019-2020	Percent of Increase(+)/ Decrease(-) during the year	
	Charged/ Voted	Total (In lakh of ₹)			
EXPENDITURE HEADS (REVENUE ACCOUNT)					
C. ECONOMIC SERVICES - Contd.					
(i) Science Technology and Environment					
3425 Other Scientific Research					
60 Others					
001	Direction and Administration	2,74.05	2,74.05	3,33.50	(-)18
200	Assistance to Other Scientific Bodies	20,48.62	20,48.62	20,42.21	---
911	Deduct-Recoveries of Overpayments	(-)20.54	(-)20.54	---	(+)100
Total - 60		23,02.13	23,02.13	23,75.71	(-)3
Total -3425		23,02.13	23,02.13	23,75.71	(-)3
Total - (i) Science Technology and Environment		23,02.13	23,02.13	23,75.71	(-)3
(j) General Economic Services					
3451 Secretariat-Economic Services					
090	Secretariat	4,50.14	4,50.14	5,38.14	(-)16
091	Attached Offices	7,16,38.00	7,16,38.00	4,49,00.73	(+)60
911	Deduct-Recoveries of Overpayments	(-)11,65.56	(-)11,65.56	(-)33,51.46	(+)65
Total - 3451		7,09,22.58	7,09,22.58	4,20,87.41	(+)69
3452 Tourism					
01 Tourist Infrastructure					
101	Tourist Centre	1,99.39	1,99.39	1,93.92	(+)3
102	Tourist Accommodation	5,01.66	5,01.66	4,71.38	(+)6
103	Tourist Transport Service	29.99	29.99	33.58	(-)11
911	Deduct-Recoveries of Overpayments	(-)0.56	(-)0.56	(-)0.50	(-)12



**15 - DETAILED STATEMENT OF REVENUE EXPENDITURE BY MINOR HEADS**
*( Figure in italics represent charged expenditure )*

Heads	Actuals for 2020-2021		Actuals for 2019-2020	Percent of Increase(+)/ Decrease(-) during the year	
	Charged/ Voted	Total (In lakh of ₹)			
EXPENDITURE HEADS (REVENUE ACCOUNT)					
C. ECONOMIC SERVICES - Contd.					
(j) General Economic Services - Contd.					
3452 Tourism – Concltd.					
01 Tourist Infrastructure – Concltd.					
	Total - 01	7,30.48	7,30.48	6,98.38	(+)5
80 General					
001	Direction and Administration	6,73.16	6,73.16	7,18.52	(-)6
104	Promotion and Publicity	25,71.06	25,71.06	75,09.81	(-)66
800	Other Expenditure	7,58.00	7,58.00	10,19.18	(-)26
	Total - 80	40,02.22	40,02.22	92,47.51	(-)57
	Total - 3452	47,32.70	47,32.70	99,45.89	(-)52
3454 Census Surveys and Statistics					
02 Surveys and Statistics					
800	Other Expenditure	37,88.35	37,88.35	43,76.55	(-)13
911	Deduct-Recoveries of Overpayments	(-)0.14	(-)0.14	(-)6.34	(-)98
	Total - 02	37,88.21	37,88.21	43,70.21	(-)13
	Total - 3454	37,88.21	37,88.21	43,70.21	(-)13
3456 Civil Supplies					
001	Direction and Administration	34.74	34.74	42.87	(-)19
800	Other Expenditure	16.08	16.08	22.00	(-)27
	Total - 3456	50.82	50.82	64.87	(-)22

**15 - DETAILED STATEMENT OF REVENUE EXPENDITURE BY MINOR HEADS**
*( Figure in italics represent charged expenditure )*

Heads	Actuals for 2020-2021		Actuals for 2019-2020	Percent of Increase(+)/ Decrease(-) during the year	
	Charged/ Voted	Total			
	(In lakh of ₹)				
EXPENDITURE HEADS (REVENUE ACCOUNT)					
C. ECONOMIC SERVICES -Contd.					
(j) General Economic Services – Concl'd.					
3475 Other General Economic Services					
106	Regulation of Weights and Measures	18,08.25	18,08.25	17,42.73	(+)4
201	Land Ceilings (Other than Agricultural Land)	21.91	21.91	3,31.82	(-)93
800	Other Expenditure	1,11.82	1,11.82	1,33.79	(-)16
911	Deduct-Recoveries of Overpayments	(-)0.05	(-)0.05	(-)0.30	(-)83
Total - 3475		19,41.93	19,41.93	22,08.04	(-)12
Total - (j) General Economic Services		8,14,36.24	8,14,36.24	5,86,76.42	(+)39
Total - C. ECONOMIC SERVICES		1,22,36,26.96	1,22,36,26.96	1,40,39,94.09	(-)13
D. GRANTS-IN-AID AND CONTRIBUTIONS					
3604 Compensation & Assignments to Local Bodies & Panchayati Raj Institutions					
200	Other Miscellaneous Compensation and Assignments	3,76,94.90	3,76,94.90	3,66,22.83	(+)3
911	Deduct-Recoveries of Overpayments	---	---	(-)0.10	(-)100
Total - 3604		3,76,94.90	3,76,94.90(a)	3,66,22.73	(+)3
Total - D. GRANTS-IN-AID AND CONTRIBUTIONS		3,76,94.90	3,76,94.90	3,66,22.73	(+)3
TOTAL - REVENUE ACCOUNT		53,90,14.11	6,45,19,58.76	6,58,17,27.74	(-)2
		5,91,29,44.65			

(a) It includes ₹ 2,00,70.15 lakhs cleared from objection Book Suspense pertaining to earlier years'.

**15 - DETAILED STATEMENT OF REVENUE EXPENDITURE BY MINOR HEADS**
*( Figure in italics represent charged expenditure )*

Heads	Actuals for 2020-2021		Actuals for 2019-2020	Percent of Increase(+)/ Decrease(-) during the year
	<i>Charged/ Voted</i>	Total (In lakh of ₹)		
<b>Grand Total - Expenditure</b>	<i>53,90,14.11</i> <b>5,91,29,44.65</b>	<b>6,45,19,58.76</b>	<b>6,58,17,27.74</b>	<b>(-)2</b>
<b>Salaries*</b>	2,68,03,08.69	2,68,03,08.69	2,70,08,56.97	(-)1
<b>Grants-in-aid*</b>	1,80,95,26.21	1,80,95,26.21	1,85,44,78.62	(-)2
<b>Subsidy*</b>	19,66,15.30	19,66,15.30	9,96,14.92	(+)97

\* The total of these object heads are included in the Grand Total

**ANNEXURE TO STATEMENT – 15**  
**DETAILED STATEMENT OF REVENUE EXPENDITURE BY MINOR HEADS**

(In lakh of ₹)

Sl. No.	Name of the Centrally Sponsored Schemes <sup>1</sup>	Merged Schemes <sup>2</sup>	Amount released for all the Umbrella schemes as per PFMS portal	Amounts booked under MH 1601 GIA	Expenditure incurred on these schemes <sup>3</sup>	Deficit(-)/ Excess(+) (5-6)
1	2	3	4	5	6	7
<b>(A)</b>	<b>Core of the Core Schemes</b>	*				
1.	National Social Assistance Programme	*	3,87,51.39	3,87,51.39	5,14,32.75	(-)1,26,81.36
2.	Mahatma Gandhi National Rural Employment Guarantee Programme	*	4,49,31.88	4,49,31.88	6,90,62.28	(-)2,41,30.40
3.	Umbrella Scheme for Development of Scheduled Castes	*	43,04.27	43,04.27	41.24	(+)42,63.03
4.	Umbrella Scheme for Development of Scheduled Tribes	*	1,46,38.64	1,00,46.27	63,61.73	(+)36,84.54
5.	Umbrella Scheme for Development of Minorities	*	71,48.95	71,48.95	1,42,94.18	(-)71,45.23
6.	Umbrella Scheme for Development of Backward Classes, Differently Abled and other Vulnerable Groups	*	83,52.10	83,52.10	42,74.11	(+)40,77.99
<b>(B)</b>	<b>Core Schemes</b>					
7.	Green Revolution (Krishi Unnati Schemes and Rashtriya Krishi Vikas Yojana)	*	4,30,31.16	4,30,31.16	2,30,47.38	(+)1,99,83.80
8.	White Revolution (Animal Husbandry and Dairying)	*	11,95.29	10,95.29	---	(+)10,95.29
9.	Blue Revolution (Integrated Development of Fisheries)	*	26,76.56	26,76.56	27,16.90	(-)40.34
10.	Pradhan Mantri Krishi Sinchai Yojana	*				
a	Har Khet ko Pani		2,28,61.89	2,28,61.89	2,63,54.64	(-)34,92.75
b	Per Drop More Crop					
c	Integrated Watershed Development Programme		1,69,26.00	1,69,26.00	---	(+)1,69,26.00

**ANNEXURE TO STATEMENT – 15**  
**DETAILED STATEMENT OF REVENUE EXPENDITURE BY MINOR HEADS**

(In lakh of ₹)

Sl. No.		Name of the Centrally Sponsored Schemes <sup>1</sup>	Merged Schemes <sup>2</sup>	Amount released for all the Umbrella schemes as per PFMS portal	Amounts booked under MH 1601 GIA	Expenditure incurred on these schemes <sup>3</sup>	Deficit(-)/ Excess(+) (5-6)
	d	Accelerated Irrigation Benefit and Flood Management Programme		---	---	---	---
11.		Pradhan Mantri Gram Sadak Yojana (PMGSY)	*	25,16,62.00	25,16,62.00	63,06,45.38	(-)37,89,83.38
<b>1</b>	<b>2</b>		<b>3</b>	<b>4</b>	<b>5</b>	<b>6</b>	<b>7</b>
12.		Pradhan Mantri Awas Yojana (PMAY):	*				
	a	PMAY-Rural		15,03,42.50	15,03,42.50	16,70,47.24	(-)1,67,04.74
	b	PMAY-Urban		83,14.29	83,14.29	---	(+)83,14.29
13.		National Rural Drinking Water Mission	*	5,51,76.85	5,51,76.85	5,79,14.71	(-)27,37.80
14.		Swachh Bharat Mission (SBM):	*				
	a	SBM- Rural		2,76,80.60	2,76,80.60	7,63,36.93	(-)4,86,56.33
	b	SBM-Urban		3,34.40	3,34.40	3,67.84	(-)33.44
15.		National Health Mission (NHM):	*				
	a	National Rural Health Mission		19,94,64.72	17,52,97.45	2,66,25.53	(+)14,86,71.92
	b	National Urban Health Mission		25,11.00	25,11.00	---	(+)25,11.00
	c	Tertiary Care Programme		---	---	---	---
	d	Human Resources in Health and Medical Education		1,63,00.00	1,63,00.00	5,08,77.39	(-)3,45,77.39
	e	National Mission on AYUSH		3,47.15	3,47.15	33,50,31.43	(-)33,46,84.28
16.		Rashtriya Swasthya Suraksha Yojana (erstwhile RSBY)	*	---	---	---	---
17.		National Education Mission:	*				
	a	Sarva Shiksha Abhiyan		15,94,29.09	15,94,29.09	23,13,11.38	(-)7,18,82.29
	b	Rashtriya Madhyamik Shiksha Abhiyan		---	---	---	---
	c	Teachers Training and Adult Education		3,26.25	3,26.25	78,01.82	(-)74,75.57
	d	Rashtriya Uchchar Shiksha Abhiyan		---	---	---	---
18.		Mid Day Meal Programme	*	7,57,03.77	6,01,39.39	4,24,12.39	(+)1,77,27.00

**ANNEXURE TO STATEMENT – 15**  
**DETAILED STATEMENT OF REVENUE EXPENDITURE BY MINOR HEADS**

(In lakh of ₹)

Sl. No.	Name of the Centrally Sponsored Schemes <sup>1</sup>	Merged Schemes <sup>2</sup>	Amount released for all the Umbrella schemes as per PFMS portal	Amounts booked under MH 1601 GIA	Expenditure incurred on these schemes <sup>3</sup>	Deficit(-)/ Excess(+) (5-6)
19.	Integrated Child Development Services:	*				
	a Anganwadi Services		10,88,66.26	10,80,68.39	2,00,07.09	(+)8,80,61.30
	b National Nutrition Mission		9,87.04	9,87.04	5,12,77.00	(-)5,02,89.96
	c Maternity Benefits Programme		---	---	---	---
	d Scheme for Adolescent Girls		19,19.17	19,19.17	2,96.98	(+)16,22.19
	e Integrated Child Protection Scheme		31,59.17	31,59.17	26,37.80	(+)5,21.37
<b>1</b>	<b>2</b>	<b>3</b>	<b>4</b>	<b>5</b>	<b>6</b>	<b>7</b>
	f National Creche Scheme		---	---	---	---
20.	Mission for Protection and Empowerment for Women(beti bachao- beti padao, one-stop centre, Women helpline, hostels, swadhar greh, gender, budgeting, etc.)	*	4,78.62	4,78.62	4,89.60	(-)10.98
21.	National Livelihood Mission (NLM):	*				
	a National Rural Livelihood Mission		2,90,11.07	2,81,10.29	3,68,14.80	(-)87,04.51
	b National Urban Livelihood Mission		21,92.30	21,92.30	10,44.56	(+)11,47.74
22.	Jobs and Skill Development:	*				
	a Employment Generation Programme		6.74	6.74	---	(+)6.74
	b Pradhan Mantri Kaushal Vikas Yojna		6,59.12	6,59.12	---	(+)6,59.12
23.	Environment, Forestry and Wildlife (EFWL):	*				
	a National Mission for a Green India		---	---	---	---
	b Integrated Development of Wildlife Habitats		26,41.95	26,41.95	97,55.96	(-)71,14.01
	c Conservation of Natural Resources and Ecosystems		---	---	---	---
	d National River Conservation Programme		---	---	---	---

**ANNEXURE TO STATEMENT – 15**  
**DETAILED STATEMENT OF REVENUE EXPENDITURE BY MINOR HEADS**

(In lakh of ₹)

Sl. No.	Name of the Centrally Sponsored Schemes <sup>1</sup>	Merged Schemes <sup>2</sup>	Amount released for all the Umbrella schemes as per PFMS portal	Amounts booked under MH 1601 GIA	Expenditure incurred on these schemes <sup>3</sup>	Deficit(-)/ Excess(+) (5-6)
24.	Urban Rejuvenation Mission (AMRUT and Smart Cities Mission)	*	6,12.07	6,12.07	9,42,91.52	(-)9,36,79.45
25.	Modernization of Police Forces (Including Security Related Expenditure)	*	65,42.54	65,42.54	10,64.28	(+)54,78.56
26.	Infrastructure Facilities for Judiciary (Including Gram Nyayalayas and E-courts)	*	26,86.88	26,86.88	14,59.32	(+)12,27.56
(C)	<b>Optional Schemes</b>					
27.	Border Area Development Programme	*	---	---	---	---
28.	Shyama Prasad Mukherjee Urban Mission	*	---	---	---	---
<b>1</b>	<b>2</b>	<b>3</b>	<b>4</b>	<b>5</b>	<b>6</b>	<b>7</b>
1.	Rashtriya Gram Swaraj Abhiyan (Panchayati Raj)		26,11.59	26,11.59	---	(+)26,11.59
2.	Pradhan Mantri matru Vandana Yojana		1,64.57	1,64.57	---	(+)1,64.57
3.	Pradhan Mantri Adarsh Gram Yojana		---	---	---	---
4.	Pradhan Mantri Formalisation of Micro food Processing Enterprises		10,31.60	10,31.60	---	(+)10,31.60
5.	Setting up new Polytechnic		2,00.00	2,00.00	---	(+)2,00.00
			<b>1,41,86,19.65</b>	<b>1,27,00,58.77</b>		

- Existing 66 Centrally Sponsored Schemes have been rationalized into 28 Umbrella Scheme vide Government of India (NITI Aayog) Office Memorandum No. O- 11013/02/2015-CSS & CMC dated. 17 August 2016.
- Merger of the earlier schemes not shown in Office Memorandum No. O- 11013/02/2015-CSS & CMC dated. 17 August 2016.
- Expenditure reflected in Colum 6 in accordance with mapping of the State schemes as intimated by the State Government vide their letter No.BB.291/2014/54 dated 26 August 2021.

**15 - DETAILED STATEMENT OF REVENUE EXPENDITURE BY MINOR HEADS**  
**EXPLANATORY NOTES**

**REVENUE EXPENDITURE**

Expenditure on Revenue Accounts - The expenditure on revenue account increased from ₹ 6,58,17,27.74 lakh in 2019-2020 to ₹ 6,45,19,58.76 lakh in 2020-2021. The increase of ₹ (-)12,97,68.98 lakh was mainly as under:-

<b>Major Head of Account</b>	<b><u>ACTUALS</u></b>		<b><u>Increase</u></b>	<b><u>Reasons</u></b>
	<b>2020-2021</b>	<b>2019-2020</b>		
	<b>(In lakh of ₹)</b>			
2015 Elections	3,48,25.84	1,13,28.23	2,34,97.61	Mainly due to increase in expenditure relating to conduct of election to State and State Election Commission.
2030 Stamps and Registration	50,75.13	32,18.04	18,57.09	Mainly due to increase in expenditure under Arundhati Gold Scheme.
2052 Secretariat-General Services	13,41,46.30	5,12,17.57	8,29,28.73	Mainly due to fresh expenditure under (i) Enhancing Stake in NRL, (ii) Nabaudita Asom, (iii) Tea Garden Scheme, (iv) Reassign SWAYAM, (v) AS-CFMS Society (Non-ASPIRE Activities) and (vi) Citizen Centric Service Delivery Project (WB).
2402 Soil and Water Conservation	2,60,15.86	1,58,27.02	1,01,88.84	Mainly due to increase in expenditure under (i) Integrated Watershed Management Programme, (ii) Land Reclamation and Water Distribution and fresh expenditure under (iii) Building and Approach Road <i>etc.</i>
2435 Other Agricultural Programmes	43,75.80	14,17.44	29,58.36	Mainly due to fresh increase expenditure under Assam State Agricultural Marketing Board and increase in expenditure under Development of quality control Agmark Grading.
2505 Rural Employment	6,90,62.28	1,79,80.34	5,10,81.94	Mainly due to increase in expenditure under Mahatma Gandhi National Rural Employment Guarantee Act (MGNREGA).



---

**15 - DETAILED STATEMENT OF REVENUE EXPENDITURE BY MINOR HEADS**  
**EXPLANATORY NOTES**

---

**REVENUE EXPENDITURE**

Major Head of Account	<u>ACTUALS</u>		<u>Increase</u>	<u>Reasons</u>
	2020-2021	2019-2020		
	(In lakh of ₹)			
2575 Other Special Areas Programmes	1,49,10.78	7,61.98	1,41,48.80	Mainly due to increase in expenditure under Multi Sectoral Development Programme for Minorities in selected Minority Concentration Districts.
3451 Secretariat-Economic Services	7,09,22.58	4,20,87.41	2,88,35.17	Mainly due to increase in expenditure under (i) Improvement of Buildings at Religious Places under Assam Darshan scheme and (ii) Special Project under 718- Untied Fund <i>etc.</i>

**15 - DETAILED STATEMENT OF REVENUE EXPENDITURE BY MINOR HEADS**  
**EXPLANATORY NOTES**

**REVENUE EXPENDITURE**

The above increase in revenue expenditure was partly counter-balanced by decrease as under :-

<b>Major Head of Account</b>	<b><u>ACTUALS</u></b>		<b><u>Decrease</u></b>	<b><u>Reasons</u></b>
	<b>2020-2021</b>	<b>2019-2020</b>		
	<b>(In lakh of ₹)</b>			
2048 Appropriation for reduction or avoidance of Debt	1,00,00.00	2,80,04.00	1,80,04.00	Mainly due to decline in expenditure under Redemption of all Loans of the State.
2204 Sports and Youth Services	99,83.07	1,85,05.37	85,22.30	Mainly due to decrease in expenditure under (i) Sports Authority of Assam, (ii) Youth Welfare Programme for Students and (iii) Himalayan Region Games <i>etc.</i>
2225 Welfare of Scheduled Castes, Scheduled Tribes, Other Backward Classes and Minorities	6,22,45.31	20,76,98.41	14,54,53.10	Mainly due to decrease in expenditure under (i) One Time special Grant for Development of SC Community, (ii) Pradhan Mantri Adarsh Gram Yojana (PMAGY), (iii) Grant under Article 275(i) of Constitution for Tribal Development, (iv) Assistance to the Missing Autonomous Council, (v) Assistance to the Rabha Hasong Autonomous Council, (vi) Assistance to Sonowal Cachari Autonomous Council, (vii) Special Grants to Karbi Anglong Autonomous Council, (viii) Special Grants to Thengal Kachari Autonomous Council, (ix) One Time Special Grants for Development of ST Community, (x) One Time Special Grants for Development of OBC Community, (xi) Assistance to the Thengal Cachari Autonomous Council and (xii) Skill Development & Entrepreneurship Grant for Tea Tribes <i>etc.</i>
2515 Other Rural Development Programmes	17,57,96.11	41,38,42.96	23,80,46.85	Mainly due to decline in expenditure under (i) Rastriya Gram Swaraj Abhiyan (RGSA) and (ii) Assistance to Gram Panchayat <i>etc.</i>

---

**15 - DETAILED STATEMENT OF REVENUE EXPENDITURE BY MINOR HEADS**  
**EXPLANATORY NOTES**

---

**REVENUE EXPENDITURE**

Major Heah of Account		<u>ACTUALS</u>		<u>Decrease</u>	<u>Reasons</u>
		2020-21	2019-20		
		(In lakh of ₹)			
3452	Tourism	47,32.70	99,45.89	52,13.19	Mainly due to decrease in expenditure under (i) Railway Ticket Branding, (ii) Heads of state Visit and (iii) Tourism Information and Publicity <i>etc.</i>

# 16 - DETAILED STATEMENT OF CAPITAL EXPENDITURE BY MINOR HEADS AND SUB-HEADS

Nature of Expenditure	Expenditure during 2020-2021		Expenditure to end of 2020-2021	Expenditure during 2019-2020	Per Cent of Increase(+)/ Decrease(-) during the year	
	Charged/ Voted	Total				
	(Figures in italics represent charged expenditure)					
			(In lakh of ₹)			
A. CAPITAL ACCOUNT OF GENERAL SERVICES						
4047 Capital Outlay on other Fiscal Services						
190Investments in Public Sector and other Undertakings						
Share Capital Contribution/ Equity (Investment) to Assam Financial Corporation	---	---	23,00.00	---	---	
Total - 4047	---	---	23,00.00	---	---	
4055 Capital Outlay on Police						
207State Police						
District Police Proper	---	---	7,89.18	---	---	
Mission MOITRI for Thana Development	---	---	2,45,00.00	---	---	
Mission MOITRI for Barracks	21,81.93	21,81.93	30,73.38	8,91.45	(+) 145	
Mission MOITRI for IR Battalions	---	---	2,16.80	2,16.80	(-) 100	
Mission MOITRI for Other Organisations	1,15.26	1,15.26	1,15.26	---	(+) 100	
Mission MOITRI for Other Capital Asset Creation (Police Memorial/ Officers	2,84.20	2,84.20	4,01.71	1,17.51	(+) 142	
Mission MOITRI for Soft Asset and Soft Infrastucture including Training and Capacity Buildings	2,20.61	2,20.61	2,55.52	34.91	(+) 532	
Headquarters Establishment	---	---	40.12	---	---	
Police Range	---	---	60.67	---	---	
Police Training College	37.33	37.33	1,21.97	74.66	(-) 50	
Armed Police Training Centre	---	---	24.95	---	---	
Anti-Corruption Branch	2.75	2.75	39.61	21.70	(-) 87	
Armed Police Battalions	---	---	1,21.73	---	---	
Watch Post Schemes						
Reimbursable from Government of India	---	---	5.99	---	---	
Wireless and Computer	---	---	41.67	---	---	

**16 - DETAILED STATEMENT OF CAPITAL EXPENDITURE BY MINOR HEADS AND SUB-HEADS**

Nature of Expenditure	Expenditure during 2020-2021		Expenditure to end of 2020-2021	Expenditure during 2019-2020	Per Cent of Increase(+)/ Decrease(-) during the year
	Charged/ Voted	Total			
(Figures in italics represent charged expenditure)			(In lakh of ₹)		
A. CAPITAL ACCOUNT OF GENERAL SERVICES – Contd.					
4055 Capital Outlay on Police – Concl'd.					
207 State Police – Concl'd.					
Relief Operation in Connection with Disturbance					
Raising of New Battalion	---	---	60.10	---	---
New Two Indian Reserve Battalions	---	---	14,77.34	---	---
Checking of Bangladeshi Infiltration					
Checking of Bangladeshi Infiltration	---	---	47.13	---	---
Forensic Science Laboratory	2,92.75	2,92.75	5,74.07	1,63.67	(+) 79
General Security Related Expenditure					
Deployment of Central and Other Police Force	---	---	3,68.84	---	---
Total - 207 State Police	31,34.83	31,34.83	3,23,36.04	15,20.70	(+) 106
211 Police Housing					
Upgradation of Standard of Administration-Award of Thirteenth Finance Commission	---	---	57.90	---	---
Police Training	3,28.86	3,28.86	23,41.95	2,40.09	(+) 37
Police Housing	65.87	65.87	2,87.14	2,21.27	(-) 70
Total - 211 Police Housing	3,94.73	3,94.73	26,86.99	4,61.36	(-) 14
911 Deduct-Recoveries of Overpayments	(-)40,28.49	(-)40,28.49	(-)40,28.49	---	(+) 100
Total - 4055	(-)4,98.93	(-)4,98.93	3,09,94.54	19,82.06	(-) 125

**16 - DETAILED STATEMENT OF CAPITAL EXPENDITURE BY MINOR HEADS AND SUB-HEADS**

Nature of Expenditure	Expenditure during 2020-2021		Expenditure to end of 2020-2021	Expenditure during 2019-2020	Per Cent of Increase(+)/ Decrease(-) during the year
	Charged/ Voted	Total			
(Figures in italics represent charged expenditure)			(In lakh of ₹)		
A. CAPITAL ACCOUNT OF GENERAL SERVICES – Contd.					
4058 Capital Outlay on Stationery and Printing					
103Government Presses	---	---	2,41.84	1,10.71	(-) 100
Construction Works	---	---	35.03	---	---
Total - 103 Government Presses	---	---	2,76.87	1,10.71	(-) 100
800Other Expenditure					
Other works each costing below ₹ 5 crore	---	---	29.42	---	---
Total - 4058	---	---	3,06.29	1,10.71	(-) 100
4059 Capital Outlay on Public Works					
01 Office Buildings					
001Direction and Administration	---	---	1,03.04	---	---
051Construction Buildings	2,44.80	2,44.80	6,86.62	1,92.44	(+) 27
Public Works	---	---	27.20	---	---
Building (Survey & Statistics - Directorate )	---	---	1,15.06	---	---
Finance Department					
Development of Infrastructure for Trade & Commerce	25,91.00	25,91.00	89,52.12	8,78.50	(+) 195
Construction of Circle Office Building under Director of Audit (L.F)	58.26	58.26	1,82.69	34.15	(+) 71
Works	---	---	74.24	---	---
Construction of New District Treasuries & Sub-Treasuries	2,57.71	2,57.71	14,36.74	2,73.16	(-) 6
Building (Administration of Justice)					
Works	26,27.18	26,27.18	26,27.18	---	(+) 100

# 16 - DETAILED STATEMENT OF CAPITAL EXPENDITURE BY MINOR HEADS AND SUB-HEADS

Nature of Expenditure	Expenditure during 2020-2021		Expenditure to end of 2020-2021	Expenditure during 2019-2020	Per Cent of Increase(+)/ Decrease(-) during the year
	Charged/ Voted	Total			
(Figures in italics represent charged expenditure)			(In lakh of ₹)		
A. CAPITAL ACCOUNT OF GENERAL SERVICES – Contd.					
4059 Capital Outlay on Public Works – Contd.					
01 Office Buildings – Contd.					
051 Construction – Concl'd.					
Other Administrative Service (Assam Administrative Staff College)					
Works	61.97	61.97	3,18.53	2,56.56	(-) 76
Construction of High School at Tea Garden	26,51.16	26,51.16	26,51.16	---	(+) 100
Act East Policy Affairs Department	9.47	9.47	58.48	49.01	(-) 81
Assam Vikash Yojana					
Construction of District Transport Officers Office Building	---	---	14,44.90	---	---
Construction of Circle Office	---	---	15,93.44	---	---
Furniture for New Secretariat Building.	---	---	2,35.65	---	---
Judicial Department					
Construction of Auditorium of Guwahati High Court	17.23	17.23	17.23	---	(+) 100
BAR Association in the State of Assam	28.50	28.50	28.50	---	(+) 100
Completion of High Court Building (Construction of UNDERPASS)	95.00	95.00	95.00	---	(+) 100
Establishment of National Law College and Judicial Academy (For Interior Works, Landscape, Kitchen Equipment etc.) under Specific Scheme	4,79.01	4,79.01	4,79.01	---	(+) 100
Other works each costing below ₹ 5 crore	---	---	65,91.86	---	---
Economics and Statistics	---	---	6,67.73	2,03.74	(-) 100
Total - 051 Construction	91,21.29	91,21.29	2,82,83.34	18,87.56	(+) 383
052Machinery and Equipment	---	---	52.12	---	---
101Construction-General Pool Accommodation	---	---	1,16,11.42	---	---

---

**16 - DETAILED STATEMENT OF CAPITAL EXPENDITURE BY MINOR HEADS AND SUB-HEADS**


---

Nature of Expenditure	Expenditure during 2020-2021		Expenditure to end of 2020-2021	Expenditure during 2019-2020	Per Cent of Increase(+)/ Decrease(-) during the year
	Charged/ Voted	Total			
	(Figures in italics represent charged expenditure)				
			(In lakh of ₹)		
A. CAPITAL ACCOUNT OF GENERAL SERVICES – Contd.					
4059 Capital Outlay on Public Works – Contd.					
01 Office Buildings – Contd.					
101 Construction-General Pool Accommodation – Contd.					
Buildings (Public Works)	---	---	1,69.14	---	---
Swahid Smarak Khetra and Memorial Park at Boragaon, Guwahati	77.66	77.66	77.66	---	(+) 100
Public Works	2,05.98	2,05.98	8,15.53	56.81	(+) 263
Renovation of Council Guest House	---	---	9,14.12	---	---
Construction of Integrated Directorate Office Complex	---	---	11,66.48	---	---
Siu-Ka-Pha Samannay Kshetra (Tied ACA/SPA)	2,26.75	2,26.75	37,86.71	44.50	(+) 410
Chief Minister Special Package for Barak Valley	1,09.17	1,09.17	25,16.76	5,26.82	(-) 79
Setting up of State Convention Centre at Guwahati in the Site of Brahmaputra Ashok Works	24,46.21	24,46.21	48,40.15	22,97.00	(+) 7
Rajiv Gandhi Sports Complex, Amingaon	14,14.02	14,14.02	71,14.80	12,48.39	(+) 13
State Specific Scheme	7,59.85	7,59.85	8,26.86	67.01	(+) 1,034
Renovation/ Construction of Brahmaputra Guest House	10.93	10.93	3,50.22	48.75	(-) 78
Chief Minister Special Package for Dhemaji	27.15	27.15	3,36.04	55.40	(-) 51
Chief Minister Special Package for Dhakuakhana	---	---	4,92.75	---	---
Infrastructure Development of Nazira Boys H.S. School and MP School Sivsagar	47.50	47.50	3,51.18	50.00	(-) 5
Infrastructure Development of Khowang H.S. School	---	---	1,07.07	---	---
Building (District Administration)	---	---	1,54.25	---	---
Works	---	---	62.18	---	---
Headquarters Establishment	---	---	1,45.78	---	---
	---	---	3.20	---	---



# 16 - DETAILED STATEMENT OF CAPITAL EXPENDITURE BY MINOR HEADS AND SUB-HEADS

Nature of Expenditure	Expenditure during 2020-2021		Expenditure to end of 2020-2021	Expenditure during 2019-2020	Per Cent of Increase(+)/ Decrease(-) during the year
	Charged/ Voted	Total			
	(Figures in italics represent charged expenditure)		(In lakh of ₹)		
A. CAPITAL ACCOUNT OF GENERAL SERVICES – Contd.					
4059 Capital Outlay on Public Works – Contd.					
01 Office Buildings – Contd.					
101 Construction-General Pool Accommodation – Contd.					
Sale Taxes					
Works	8,01.42	8,01.42	62,77.59	7,52.12	(+) 7
Building (Survey & Statistics - Directorate )					
Works	---	---	22,04.15	---	---
Training for Fire Service Personnel	84.60	84.60	2,65.10	1,13.51	(-) 25
Lump sum Provision for Construction of Administrative & Allied Building (GAD)	---	---	26,58.77	---	---
Buildings	48,94.52	48,94.52	58,35.48	1,73.76	(+) 2,717
Public Works	---	---	13,86.69	---	---
Infrastructure for New Districts (7 Districts)	5,25.19	5,25.19	12,23.09	2,57.68	(+) 104
Construction of Assam Bhawan, Chennai	47.50	47.50	11,91.91	---	(+) 100
Construction of Assam Bhawan, Bangalore	---	---	7,39.89	---	---
Construction of Assam Bhawan at N.C.R.	---	---	18.88	---	---
Construction of Minister Quarters	3,31.36	3,31.36	39,06.33	6,55.21	(-) 49
Integrated Office Complex for Titabor Sub-Division (ACA)	---	---	1,36.27	---	---
District Integrated Office Complex for Kamrup District	---	---	1.82	---	---
Public Works (GAD)	30,90.87	30,90.87	2,21,26.77	26,38.16	(+) 17
Assam House Shillong, Kolkata, Bangaluru, Mumbai & Vellore	1,69.38	1,69.38	24,64.18	4,35.06	(-) 61
Works	5,70.82	5,70.82	71,24.03	2,21.82	(+) 157
Finance Department					
Construction of Circle Office Building under Director of Audit (L.F)	---	---	64.35	---	---
Works	---	---	44.52	---	---

---

**16 - DETAILED STATEMENT OF CAPITAL EXPENDITURE BY MINOR HEADS AND SUB-HEADS**


---

Nature of Expenditure	Expenditure during 2020-2021		Expenditure to end of 2020-2021	Expenditure during 2019-2020	Per Cent of Increase(+)/ Decrease(-) during the year
	Charged/ Voted	Total			
(Figures in italics represent charged expenditure)		(In lakh of ₹)			
A. CAPITAL ACCOUNT OF GENERAL SERVICES – Contd.					
4059 Capital Outlay on Public Works – Contd.					
01 Office Buildings – Contd.					
101 Construction-General Pool Accommodation – Contd.					
Revenue Department					
Works	---	---	4,08.01	---	---
Construction of Circle Offices etc.	1,38.39	1,38.39	29,18.47	2,10.18	(-) 34
Assam Survey and Settlement Training Centre	---	---	1,19.70	1,19.70	(-) 100
District Jails	---	---	1,87.23	84.63	(-) 100
Opening of New Fire Service Station	6,53.01	6,53.01	58,07.60	12,00.00	(-) 46
State Disaster Response	4.00	4.00	3,13.26	1,32.97	(-) 97
Building (Hill Areas Department)					
Works	---	---	1,30.90	---	---
Building (Administration of Justice)	---	---	2,75.80	---	---
Machinery & Equipment	---	---	34,23.78	---	---
Works	---	---	1,53,61.95	24,28.98	(-) 100
Building (Jails)					
General Security Related Expenditure	---	---	88.50	---	---
Modernisation of Prison Adminstration	---	---	1,02.73	10.53	(-) 100
General Security related Expenditure	11.88	11.88	2,57.15	1,02.59	(-) 88
Works (for Construction of Udlaguri District Jails)	---	---	5,15.84	---	---
Works (Construction of 11Nos. of Staff Quarters & Expenses on Construction of Prisoners Barrack, Kitchen, Dinning Room, Latrine, Master Drain etc.)	65.87	65.87	24,76.36	15,11.02	(-) 96
Building- Other Administrative Service (Assam Administrative Staff College)	---	---	4,42.17	---	---
Works	---	---	81,36.10	36.71	(-) 100

**16 - DETAILED STATEMENT OF CAPITAL EXPENDITURE BY MINOR HEADS AND SUB-HEADS**

Nature of Expenditure	Expenditure during 2020-2021		Expenditure to end of 2020-2021	Expenditure during 2019-2020	Per Cent of Increase(+)/ Decrease(-) during the year
	Charged/ Voted	Total			
	(Figures in italics represent charged expenditure)				
			(In lakh of ₹)		
A. CAPITAL ACCOUNT OF GENERAL SERVICES – Contd.					
4059 Capital Outlay on Public Works – Contd.					
01 Office Buildings – Contd.					
101 Construction-General Pool Accommodation – Concl'd.					
Building (Personnel Department)					
Works	---	---	9,13.15	---	---
Building (Transport Department)					
Construction of District Transport Officers Office Building	---	---	4,00.00	---	---
Construction of D.T.O. Office, Golaghat	---	---	1,90.00	---	---
Acquisition of Land for Development of LGBI Air Port	---	---	23,28.42	---	---
Land Acquisition for Dibrugarh (Mohanbari) Airport	---	---	3,30.00	---	---
State Specific Scheme	---	---	2,98.68	---	---
Building (Judicial Department)					
Spill Over ACA/SPA	---	---	8.04	---	---
Construction of NEJOTI	---	---	3,05.89	---	---
Construction of Family Court MACT Court & CBI Court in Assam	---	---	3,15.98	60.92	(-) 100
BAR Association in the State of Assam	---	---	12.39	---	---
Establishment of Fast Track Court	---	---	32.32	---	---
Works	---	---	60,76.65	---	---
Establishment of National Law College & Judicial Academy	---	---	49,94.83	---	---
Construction & Development of Infrastructure of Sub-ordinate Judiciary	---	---	2,78.10	---	---
Completion of High Court Building (Construction of UNDERPASS)	---	---	20,72.34	83.79	(-) 100
Establishment of National Law College and Judicial Academy ( For Interior Works, Landscape, Kitchen Equipments etc.) under State Specific Scheme	---	---	63,85.11	4,96.35	(-) 100
Sugam Asom-Barrier Free Government Offices	49.58	49.58	75.13	13.60	(+) 265
Total - 101 Construction-General Pool Accommodation	1,67,63.61	1,67,63.61	15,94,94.68	1,61,33.97	(+) 4

# 16 - DETAILED STATEMENT OF CAPITAL EXPENDITURE BY MINOR HEADS AND SUB-HEADS

Nature of Expenditure	Expenditure during 2020-2021		Expenditure to end of 2020-2021	Expenditure during 2019-2020	Per Cent of Increase(+)/ Decrease(-) during the year
	Charged/ Voted	Total			
	(Figures in italics represent charged expenditure)				
			(In lakh of ₹)		
A. CAPITAL ACCOUNT OF GENERAL SERVICES – Contd.					
4059 Capital Outlay on Public Works – Contd.					
01 Office Buildings – Concl'd.					
201 Acquisition of Land	---	---	3,14.17	---	---
Lump sum Provision for Construction of Administrative & Allied Building (GAD)	---	---	3,20.24	---	---
Works	---	---	4,96.68	---	---
Total - 201 Acquisition of Land	---	---	11,31.09	---	---
800 Other Expenditure					
Construction					
Construction of Swargadeo-Siu-Ka-Pha Memorial-cum-Museum, RCC Guest House etc. at Moh Bondha, Jorhat	---	---	2,48.07	---	---
Total - 800 Other Expenditure	---	---	2,48.07	---	---
Total - 01 Office Buildings	2,58,84.90	2,58,84.90	18,93,12.34	1,80,21.53	(+) 44
60 Other Buildings					
051 Construction					
Upgradation of standard of Admn. under 10th Finance Commission Award-Admn. - Building P.S.& P.O.P.	---	---	19.52	---	---
Construction of Shri Shri Madhavdev Kalakhetra at Narayanpur, Lakhimpur	2,61.66	2,61.66	2,74.19	12.53	(+) 1,988
Construction of Warehouse for EVM	23,75.91	23,75.91	67,21.63	34,56.78	(-) 31
Construction of Bodoland Guest House at Gossaigaon	---	---	2,08.78	---	---

**16 - DETAILED STATEMENT OF CAPITAL EXPENDITURE BY MINOR HEADS AND SUB-HEADS**

Nature of Expenditure	Expenditure during 2020-2021		Expenditure to end of 2020-2021	Expenditure during 2019-2020	Per Cent of Increase(+)/ Decrease(-) during the year
	Charged/ Voted	Total			
	(Figures in italics represent charged expenditure)				
A. CAPITAL ACCOUNT OF GENERAL SERVICES – Contd.					
4059 Capital Outlay on Public Works – Contd.					
60 Other Buildings – Concl'd.					
051 Construction – Concl'd.					
General Security Related Expenditure					
Jails	---	---	8.14	---	---
Construction of Additional Guest House	---	---	4.56	---	---
Total - 051 Construction	26,37.57	26,37.57	72,36.82	34,69.31	(-) 24
Total - 60 Other Buildings	26,37.57	26,37.57	72,36.82	34,69.31	(-) 24
80 General					
051 Construction	---	---	24.12	---	---
Building (Administration of Justice)					
Works-Block Grant and C.A. to S.P. (Development of Infrastructure Facility for Judiciary)	18,64.20	18,64.20	18,64.20	---	(+) 100
Building (Transport Department)					
Construction of D.T.O. Office, Golaghat	---	---	56.17	---	---
Construction of Department Building & Driving Testing Track	---	---	1,75.93	---	---
Total - 051 Construction	18,64.20	18,64.20	21,20.42	---	(+) 100
052 Machinery and Equipment	---	---	63.29	---	---

**16 - DETAILED STATEMENT OF CAPITAL EXPENDITURE BY MINOR HEADS AND SUB-HEADS**

Nature of Expenditure	Expenditure during 2020-2021		Expenditure to end of 2020-2021	Expenditure during 2019-2020	Per Cent of Increase(+)/ Decrease(-) during the year
	Charged/ Voted	Total			
	(Figures in italics represent charged expenditure)				
A. CAPITAL ACCOUNT OF GENERAL SERVICES – Contd.					
4059 Capital Outlay on Public Works – Concl'd.					
80 General – Concl'd.					
101 Construction-General Pool Accommodation					
Building (Administration of Justice)	---	---	30,06.43	---	---
Works-Block Grant and C.A. to S.P. (Development of Infrastructure Facility for Judiciary)	---	---	74,85.24	26,25.84	(-) 100
Central Share	---	---	29,73.83	---	---
State Share	---	---	5,56.17	---	---
Total - 101 Construction-General Pool Accommodation	---	---	1,40,21.67	26,25.84	(-) 100
201 Acquisition of Land	---	---	2,05.64	---	---
800 Other Expenditure	22.61	22.61	17,43.41	5,80.32	(-) 96
Upgradation of standard of Admn. under 10th Finance Commission	---	---	3,96.00	---	---
Award - Admn. Building P.S.& P.O.P.	---	---	---	---	---
Upgradation of Standard of Admn.-Award of 11th Finance Commission - Building Police Station	---	---	2,88.00	---	---
Total - 800 Other Expenditure	22.61	22.61	24,27.42	5,80.32	(-) 96
Total - 80 General	18,86.81	18,86.81	1,88,38.43	32,06.16	(-) 41
Total - 4059	3,04,09.28	3,04,09.28	21,53,87.59	2,46,97.00	(+) 23
4070 Capital Outlay on other Administrative Services					
003 Training					
State Civil Service Training Centre at Umrangshu	---	---	47.45	---	---

**16 - DETAILED STATEMENT OF CAPITAL EXPENDITURE BY MINOR HEADS AND SUB-HEADS**

Nature of Expenditure	Expenditure during 2020-2021		Expenditure to end of 2020-2021	Expenditure during 2019-2020	Per Cent of Increase(+)/ Decrease(-) during the year
	Charged/ Voted	Total			
	(Figures in italics represent charged expenditure)				
			(In lakh of ₹)		
A. CAPITAL ACCOUNT OF GENERAL SERVICES – Concl'd.					
4070 Capital Outlay on other Administrative Services – Concl'd.					
003 Training – Concl'd.					
Setting up of Four Training Institute for Grade-III and Grade-IV Staff at Guwahati/ Majuli/ Bongaigaon and Silchar	1,33.79	1,33.79	1,56.63	22.84	(+) 486
Total - 003 Training	1,33.79	1,33.79	2,04.08	22.84	(+) 486
800 Other Expenditure					
Training for Fire Service Personnel	94.95	94.95	3,08.79	2.20	(+) 4,216
Foreigner Tribunal					
Foreigners Tribunal for Determination of Foreigner	6,99.60	6,99.60	19,36.83	8,96.08	(-) 22
Civil Defence Directorate	19.64	19.64	19.64	---	(+) 100
Home Guard Establishment	---	---	19.43	---	---
Protection & Control Fire Service Station					
Fire & Emergency Service Station	23,34.32	23,34.32	59,28.06	15,78.70	(+) 48
State Disaster Response	1,16.80	1,16.80	8,62.31	2,57.18	(-) 55
State Signature Scheme	1,84,39.30	1,84,39.30	4,30,36.55	2,11,26.98	(-) 13
Assam State Information Commission	96.35	96.35	96.35	---	(+) 100
Modernisation of Fire & Emergency Service	---	---	1,57.88	---	---
Total - 800 Other Expenditure	2,18,00.96	2,18,00.96	5,23,65.84	2,38,61.14	(-) 9
Total - 4070	2,19,34.75	2,19,34.75	5,25,69.92	2,38,83.98	(-) 8
Total A. CAPITAL ACCOUNT OF GENERAL SERVICES	5,18,45.10	5,18,45.10	30,15,58.34	5,06,73.75	(+) 2

# 16 - DETAILED STATEMENT OF CAPITAL EXPENDITURE BY MINOR HEADS AND SUB-HEADS

Nature of Expenditure	Expenditure during 2020-2021		Expenditure to end of 2020-2021	Expenditure during 2019-2020	Per Cent of Increase(+)/ Decrease(-) during the year
	Charged/ Voted	Total			
(Figures in italics represent charged expenditure)			(In lakh of ₹)		
B. CAPITAL ACCOUNT OF SOCIAL SERVICES					
(a) Capital Account of Education, Sports, Art and Culture					
4202 Capital Outlay on Education, Sports, Art and Culture					
01 General Education					
201Elementary Education	---	---	1,18.73	---	---
Buildings	---	---	10,56.82	---	---
Other works each costing below ₹ 5 crore	---	---	15,96.99	---	---
Assam Rural Infrastructure Development Fund ( RIDF)-NABARDs Loan Component	---	---	77,79.16	77,79.16	(-) 100
Total - 201 Elementary Education	---	---	1,05,51.70	77,79.16	(-) 100
202Secondary Education					
Buildings					
Works	---	---	2,89.88	---	---
Other works each costing below ₹ 5 crore	---	---	5,89.45	---	---
Construction of Building for Establishment of Sainik School at Mornoi	---	---	53.21	---	---
Construction of Building for Setting up a Sainik School (Instructional Officers Accommodation)	---	---	49.53	---	---
Assam Rural Infrastructure Development Fund ( RIDF)-NABARDs Loan Component	6,36.47	6,36.47	10,23.62	3,87.15	(+) 64
Schemes under SPA					
Infrastructure Development of Cotton Collegiate Government H.S.School, Guwahati	11.73	11.73	76.37	20.88	(-) 44
Construction of Boundary Wall & Other Infrastructure Development for H.S. & H.S.L.C. Examination Centre	---	---	16,43.74	---	---
Total - 202 Secondary Education	6,48.20	6,48.20	37,25.80	4,08.03	(+) 59



**16 - DETAILED STATEMENT OF CAPITAL EXPENDITURE BY MINOR HEADS AND SUB-HEADS**

Nature of Expenditure	Expenditure during 2020-2021			Expenditure to end of 2020-2021	Expenditure during 2019-2020	Per Cent of Increase(+)/ Decrease(-) during the year
	Charged/ Voted	Total				
	(Figures in italics represent charged expenditure)		(In lakh of ₹)			
<b>B. CAPITAL ACCOUNT OF SOCIAL SERVICES – Contd.</b>						
<b>(a) Capital Account of Education, Sports, Art and Culture – Contd.</b>						
<b>4202 Capital Outlay on Education, Sports, Art and Culture – Contd.</b>						
<b>01 General Education – Concl'd.</b>						
203 University and Higher Education	---	---	1,57.11	---	---	
Buildings						
Establishment	---	---	0.46	---	---	
Works	---	---	1,62.04	---	---	
Infrastructure Development To Bhattadev University	63.55	63.55	63.55	---	(+) 100	
Other works each costing below ₹ 5 crore	---	---	7,12.27	---	---	
<b>Total - 203 University and Higher Education</b>	<b>63.55</b>	<b>63.55</b>	<b>10,95.43</b>	<b>---</b>	<b>(+) 100</b>	
600 General	---	---	1,40.73	---	---	
SCERT	---	---	20.45	---	---	
Construction of New B.Ed. College including 4 DIET at Baksa, Chirang, Udalguri and Kamrup (M)	---	---	12,40.42	12,40.42	(-) 100	
Central Share	---	---	62.15	62.15	(-) 100	
State Share	11,61.38	11,61.38	11,64.83	3.45	(+) 33563	
<b>Total - 600 General</b>	<b>11,61.38</b>	<b>11,61.38</b>	<b>26,28.58</b>	<b>13,06.02</b>	<b>(-) 11</b>	
800 Other Expenditure	---	---	5.20	---	---	
<b>Total - 01 General Education</b>	<b>18,73.13</b>	<b>18,73.13</b>	<b>1,80,06.71</b>	<b>94,93.21</b>	<b>(-) 80</b>	
<b>02 Technical Education</b>						
103 Technical Schools						
Works	---	---	1,52.34	---	---	

# 16 - DETAILED STATEMENT OF CAPITAL EXPENDITURE BY MINOR HEADS AND SUB-HEADS

Nature of Expenditure	Expenditure during 2020-2021		Expenditure to end of 2020-2021	Expenditure during 2019-2020	Per Cent of Increase(+)/ Decrease(-) during the year
	Charged/ Voted	Total			
	(Figures in italics represent charged expenditure)				
			(In lakh of ₹)		
<b>B. CAPITAL ACCOUNT OF SOCIAL SERVICES – Contd.</b>					
<b>(a) Capital Account of Education, Sports, Art and Culture – Contd.</b>					
<b>4202 Capital Outlay on Education, Sports, Art and Culture – Contd.</b>					
<b>02 Technical Education – Concl'd.</b>					
104 Polytechnics	---	---	37,83.52	---	---
Works	---	---	15.53	---	---
Polytechnic Building	---	---	1,22.81	---	---
<b>Total - 104 Polytechnics</b>	<b>---</b>	<b>---</b>	<b>39,21.86</b>	<b>---</b>	<b>---</b>
105 Engineering/Technical Colleges and Institutes					
General					
B.B. Engineering College, Kokrajhar	1,47.67	1,47.67	1,47.67	---	(+) 100
Assam Engineering College	2,81.59	2,81.59	15,72.45	6,95.29	(-) 60
Jorhat Engineering College	2,48.14	2,48.14	11,55.07	8,62.29	(-) 71
Polytechnic	18,26.81	18,26.81	59,57.81	27,28.84	(-) 33
Jorhat Institute of Science and Technology	95.00	95.00	2,20.93	40.52	(+) 134
Establishment of Engineering College at Golaghat, Goalpara and Dhemaji	3,30.11	3,30.11	54,24.84	1,70.03	(+) 94
New Engineering College at Kokrajhar and Barak Valley	44.40	44.40	6,73.44	1,79.06	(-) 75
Works	---	---	94.31	---	---
Other works each costing below ₹ 5 crore	---	---	23,04.59	---	---
Establishment of Four Engineering College at Bongaigaon, Bihali, Sualkuchi and Karbi Anglong	1,49.77	1,49.77	1,65.15	15.38	(+) 874
<b>Total - 105 Engineering/Technical Colleges and Institutes</b>	<b>31,23.49</b>	<b>31,23.49</b>	<b>1,77,16.26</b>	<b>46,91.41</b>	<b>(-) 33</b>
<b>Total - 02 Technical Education</b>	<b>31,23.49</b>	<b>31,23.49</b>	<b>2,17,90.46</b>	<b>46,91.41</b>	<b>(-) 33</b>

# 16 - DETAILED STATEMENT OF CAPITAL EXPENDITURE BY MINOR HEADS AND SUB-HEADS

Nature of Expenditure	Expenditure during 2020-2021		Expenditure to end of 2020-2021	Expenditure during 2019-2020	Per Cent of Increase(+)/ Decrease(-) during the year
	Charged/ Voted	Total			
	(Figures in italics represent charged expenditure)				
			(In lakh of ₹)		
<b>B. CAPITAL ACCOUNT OF SOCIAL SERVICES – Contd.</b>					
<b>(a) Capital Account of Education, Sports, Art and Culture – Contd.</b>					
<b>4202 Capital Outlay on Education, Sports, Art and Culture – Contd.</b>					
<b>03 Sports and Youth Services Sports Stadium</b>					
800 Other Expenditure					
Other Expenditure					
Stadium	6,86.87	6,86.87	24,35.82	8,57.77	(-) 20
Construction of Stadium at Sualkuchi & North Lakhimpur	8,85.94	8,85.94	8,96.24	10.30	(+) 8,501
Other works each costing below ₹ 5 crore	---	---	9.84	---	---
Development of Barapujia Anchalik Kriya Santhar Khelpathar, Nagaon	---	---	24.00	24.00	(-) 100
Assam Badminton Association	50.00	50.00	50.00	---	(+) 100
Holding of FIFA World Cup U-17	---	---	5,15.69	---	---
Construction of Gupteswar Mini Stadium with Gallery Double Pavillion with Civic Facility under Barchana Block, Sonitpur District	---	---	1,47.44	---	---
Multipurpose Indoor Hall at SAI SAG Centre, SS Stadium, Tinsukia under Urban Sports Infrastructure Scheme (USIS)	---	---	93.48	23.49	(-) 100
Renovation of Nehru Stadium	25.44	25.44	1,85.42	1,59.98	(-) 84
<b>Total - 800 Other Expenditure</b>	<b>16,48.25</b>	<b>16,48.25</b>	<b>43,57.93</b>	<b>10,75.54</b>	<b>(+) 53</b>
<b>Total - 03 Sports and Youth Services Sports Stadium</b>	<b>16,48.25</b>	<b>16,48.25</b>	<b>43,57.93</b>	<b>10,75.54</b>	<b>(+) 53</b>
<b>04 Art and Culture</b>					
001 Direction and Administration					
Directorate of Cultural Affairs					
Renovation & Modernisation of Rabindra Bhawan	---	---	7,97.26	2,88.30	(-) 100
Arts Gallery	9.83	9.83	23.73	13.90	(-) 29
<b>Total - 001 Direction and Administration</b>	<b>9.83</b>	<b>9.83</b>	<b>8,20.99</b>	<b>3,02.20</b>	<b>(-) 97</b>

---

**16 - DETAILED STATEMENT OF CAPITAL EXPENDITURE BY MINOR HEADS AND SUB-HEADS**


---

Nature of Expenditure	Expenditure during 2020-2021		Expenditure to end of 2020-2021	Expenditure during 2019-2020	Per Cent of Increase(+)/ Decrease(-) during the year
	Charged/ Voted	Total			
	(Figures in italics represent charged expenditure)				
		(In lakh of ₹)			
B. CAPITAL ACCOUNT OF SOCIAL SERVICES – Contd.					
(a) Capital Account of Education, Sports, Art and Culture – Contd.					
4202 Capital Outlay on Education, Sports, Art and Culture – Contd.					
04 Art and Culture – Contd.					
101 Fine Arts Education					
Establishment of Cultural Research Centre					
Construction of Cultural Complex alongwith Cultural Stage at Basanti Khola, Borazara, Nalbari	41.72	41.72	41.72	---	(+) 100
Construction of Auditorium of Purba Bharali, Nalbari	44.15	44.15	44.15	---	(+) 100
Cultural Auditorium at Matmora Dhakuakhana	2.65	2.65	2.65	---	(+) 100
Bishnupuria Manipuri Cultural Complex at Silchar	28.16	28.16	41.27	13.11	(+) 115
Upgradation of Chilarai Park, Amingaon Kamrup (R)	---	---	35.23	35.23	(-) 100
Chandi Barua Smriti Bhawan, Howly	48.31	48.31	1,10.02	61.71	(-) 22
Preservation of Erstwhile Property of Late Dr. Bhupen Hazarika at Kolkata	---	---	1,79.85	---	---
Cultural Centres Various Communities in Places of their Choice	---	---	14.11	14.11	(-) 100
Auditorium in Memory of Achyut Lahkar	14.25	14.25	14.25	---	(+) 100
Statue in Memory of Late Ratan Lahkar	12.55	12.55	19.00	6.45	(+) 95
Shri Shri Madhabdev Kalakhetra at Narayanpur	2.58	2.58	97.33	45.18	(-) 94
Preservation of Chitrabon Studio at Bholaguri Tea Estate, Gohpur	---	---	98.97	98.97	(-) 100
Construction of Faat Bihu Kshetra at Dhakuakhana, Lakhimpur	10.31	10.31	10.31	---	(+) 100
Barochaharia Bhawona at Jamuguri	22.22	22.22	47.02	24.80	(-) 10
Infrastructure Development of Government Art & Crafts College	26.11	26.11	1,98.14	1,00.00	(-) 74
Infrastructure Development of LKRB Music College	---	---	1,04.72	57.20	(-) 100
Installation of Sui-Ka-Pha Statue at Golaghat	---	---	5.00	---	---
Construction of Auditorium of Trajan Sanmelan (State Specific)	---	---	84.16	68.28	(-) 100
Preservation of the House of Swahid Kushal Konwar at Sarupathar, Golaghat	3.18	3.18	9.92	6.74	(-) 53

**16 - DETAILED STATEMENT OF CAPITAL EXPENDITURE BY MINOR HEADS AND SUB-HEADS**

Nature of Expenditure	Expenditure during 2020-2021		Expenditure to end of 2020-2021	Expenditure during 2019-2020	Per Cent of Increase(+)/ Decrease(-) during the year
	Charged/ Voted	Total			
	(Figures in italics represent charged expenditure)				
<b>B. CAPITAL ACCOUNT OF SOCIAL SERVICES – Contd.</b>					
<b>(a) Capital Account of Education, Sports, Art and Culture – Contd.</b>					
<b>4202 Capital Outlay on Education, Sports, Art and Culture – Contd.</b>					
<b>04 Art and Culture – Contd.</b>					
101 Fine Arts Education – Concl'd.					
Mising Murong Okum	---	---	65.10	45.10	(-) 100
Aniruddha Dev Cultural Complex, Tinsukia	---	---	6.99	---	---
Cultural Centre Dhakuakhana	40.47	40.47	40.47	---	(+) 100
Films					
Dr. Bhupen Hazarika Memorial at Jalukbari (SPA)	47.50	47.50	2,85.69	31.54	(+) 51
<b>Total - 101 Fine Arts Education</b>	<b>3,44.16</b>	<b>3,44.16</b>	<b>15,56.07</b>	<b>6,08.42</b>	<b>(-) 43</b>
104 Archives	---	---	21.88	11.28	(-) 100
105 Public Libraries	---	---	2,31.73	---	---
Directorate of Library Services					
District Library Auditorium Silchar	---	---	10.71	10.71	(-) 100
Infrastructure Development of District Library	24.20	24.20	3,92.43	74.39	(-) 67
Upgradation of D. L. Guwahati	5.15	5.15	88.17	83.02	(-) 94
Upgradation of Nabin Chandra Bordoloi Hall Library	47.50	47.50	97.25	49.75	(-) 5
Updragation of Bishnu Nirmala Children Library	---	---	19.73	---	---
Construction of Library Building					
Works	---	---	1,30.18	---	---
<b>Total - 105 Public Libraries</b>	<b>76.85</b>	<b>76.85</b>	<b>9,70.20</b>	<b>2,17.87</b>	<b>(-) 65</b>

# 16 - DETAILED STATEMENT OF CAPITAL EXPENDITURE BY MINOR HEADS AND SUB-HEADS

Nature of Expenditure	Expenditure during 2020-2021		Expenditure to end of 2020-2021	Expenditure during 2019-2020	Per Cent of Increase(+)/ Decrease(-) during the year
	Charged/ Voted	Total			
	(Figures in italics represent charged expenditure)				
<b>B. CAPITAL ACCOUNT OF SOCIAL SERVICES – Contd.</b>					
<b>(a) Capital Account of Education, Sports, Art and Culture – Contd.</b>					
<b>4202 Capital Outlay on Education, Sports, Art and Culture – Contd.</b>					
<b>04 Art and Culture – Contd.</b>					
106Museums	---	---	2,89.55	---	---
Directorate of Museum	43.84	43.84	2,03.13	55.76	(-) 21
Additional amount for Construction of District Museum at Dibrugarh	---	---	60.00	---	---
Maintenance of Buildings of the District Museums and the Assam State Museum	---	---	19.88	---	---
Development of District Museum, Jorhat	---	---	21.62	21.62	(-) 100
Museum Building Works	---	---	59.14	---	---
<b>Total - 106 Museums</b>	<b>43.84</b>	<b>43.84</b>	<b>6,53.32</b>	<b>77.38</b>	<b>(-) 43</b>
108Anthropological Survey					
Directorate of Archaeology					
Madan Kamdev Archeological Site	---	---	97.45	---	---
Preservation of Dhekiajuli, Gahpur and Sootia Police Station	---	---	1,29.91	76.08	(-) 100
Charaideo Archeological Site	---	---	91.30	---	---
Charaideo Maidams	98.99	98.99	98.99	---	(+) 100
<b>Total - 108 Anthropological Survey</b>	<b>98.99</b>	<b>98.99</b>	<b>4,17.65</b>	<b>76.08</b>	<b>(+) 30</b>
190Investment in Public Sector & Other Undertaking					
The Assam Text Book Production & Publication Corporation Ltd. Guwahati	---	---	23.00	---	---
796Tribal Area Sub-Plan	---	---	2.39	---	---

# 16 - DETAILED STATEMENT OF CAPITAL EXPENDITURE BY MINOR HEADS AND SUB-HEADS

Nature of Expenditure	Expenditure during 2020-2021		Expenditure to end of 2020-2021	Expenditure during 2019-2020	Per Cent of Increase(+)/ Decrease(-) during the year
	Charged/ Voted	Total			
(Figures in italics represent charged expenditure)		(In lakh of ₹)			
B. CAPITAL ACCOUNT OF SOCIAL SERVICES – Contd.					
(a) Capital Account of Education, Sports, Art and Culture – Concl'd.					
4202 Capital Outlay on Education, Sports, Art and Culture – Concl'd.					
04 Art and Culture – Concl'd.					
800other expenditure					
Cultural Affair Building					
Construction of Swargado-Siu-Ka-Pha Memorial-cum-Museum, RCC					
Guest House, Mohbada etc.					
Chief Ministers Special Scheme					
Completion of Jyoti Bishnu Cultural Centre in all District					
Rabindra Bhawan Auditorium in all District Headquater					
Other works each costing below ₹ 5 crore					
Total - 800 other expenditure					
Total - 04 Art and Culture					
Total - 4202					
Total - (a) Capital A/C of Education, Sports, Art and Culture					

## (b) Capital A/C of Health and Family Welfare

### 4210 Capital Outlay on Medical and Public Health

#### 01 Urban Health Services

##### 001 Direction and Administration

##### District Establishment

##### Works

---	---	59.52	---	---
1,27.99	1,27.99	5,30.46	2,14.14	(-) 40
---	---	1,40.75	---	---

(a) It includes ₹27.58 lakh cleared from Objection Book Suspense pertaining to earlier years'.

# 16 - DETAILED STATEMENT OF CAPITAL EXPENDITURE BY MINOR HEADS AND SUB-HEADS

Nature of Expenditure	Expenditure during 2020-2021		Expenditure to end of 2020-2021	Expenditure during 2019-2020	Per Cent of Increase(+)/ Decrease(-) during the year
	Charged/ Voted	Total			
(Figures in italics represent charged expenditure)			(In lakh of ₹)		
<b>B. CAPITAL ACCOUNT OF SOCIAL SERVICES – Contd.</b>					
<b>(b) Capital Account of Health and Family Welfare - Contd.</b>					
<b>4210 Capital Outlay on Medical and Public Health – Contd.</b>					
<b>01 Urban Health Services – Contd.</b>					
001 Direction and Administration – Concl'd.					
Headquarters Establishment	---	---	9.44	---	---
Upgradation & Strengthening of Existing Training Institute of ANM & GNM	---	---	1,12.75	---	---
Extension and Renovation of Departmental Quarters etc.	6.46	6.46	11.31	---	(+) 100
Works	1,89.34	1,89.34	8,54.25	1,79.04	(+) 6
<b>Total - 001 Direction and Administration</b>	<b>3,23.79</b>	<b>3,23.79</b>	<b>17,18.48</b>	<b>3,93.18</b>	<b>(-) 18</b>
051 Construction					
Other works each costing below ₹ 5 crore	---	---	74,53.87	---	---
104 Medical Stores Depot	---	---	2,93.77	---	---
110 Hospitals and Dispensaries	---	---	15,46.48	---	---
General Government Hospital	10,52.09	10,52.09	21,79.01	1,84.82	(+) 469
Works	82.64	82.64	3,14.17	42.72	(+) 93
Hospital & Dispensaries					
Works	---	---	3,43.11	---	---
Works	---	---	3,41.74	---	---
Special Plan Assistance					
Construction of New Building for T.B. & Chest-cum-ID Hospital at Kalapahar	33.07	33.07	25,10.02	---	(+) 100
Chief Minister's Special Package for Barak Valley					
Works	---	---	1,31.36	---	---



# 16 - DETAILED STATEMENT OF CAPITAL EXPENDITURE BY MINOR HEADS AND SUB-HEADS

Nature of Expenditure	Expenditure during 2020-2021		Expenditure to end of 2020-2021	Expenditure during 2019-2020	Per Cent of Increase(+)/ Decrease(-) during the year		
	Charged/ Voted	Total					
(Figures in italics represent charged expenditure)			(In lakh of ₹)				
<b>B. CAPITAL ACCOUNT OF SOCIAL SERVICES – Contd.</b>							
<b>(b) Capital Account of Health and Family Welfare – Contd.</b>							
<b>4210 Capital Outlay on Medical and Public Health – Contd.</b>							
<b>01 Urban Health Services – Concl'd.</b>							
110Hospitals and Dispensaries – Concl'd.							
<b>Total - 110 Hospitals and Dispensaries</b>			<b>11,67.80</b>	<b>11,67.80</b>	<b>73,65.89</b>	<b>2,27.54</b>	<b>(+) 413</b>
800Other Expenditure							
Training of Nurses including Auxiliary Nurses							
Extension and Renovation			1,44.88	1,44.88	5,58.34	1,13.22	(+) 28
<b>Total - 800 Other Expenditure</b>			<b>1,44.88</b>	<b>1,44.88</b>	<b>5,58.34</b>	<b>1,13.22</b>	<b>(+) 28</b>
<b>Total - 01 Urban Health Services</b>			<b>16,36.47</b>	<b>16,36.47</b>	<b>1,73,90.35</b>	<b>7,33.94</b>	<b>(+) 123</b>
<b>02 Rural Health Services</b>							
101Health Sub - Centres			---	---	7.65	---	---
102Subsidiary Health Centres			---	---	62.75	---	---
103Primary Health Centres			---	---	31.59	---	---
Machinery & Equipment			---	---	33,38.62	---	---
Primary Health Units							
Extension and Renovation			---	---	19.81	12.81	(-) 100
Works			---	---	6,63.78	---	---
Pradhan Mantri Gramodaya Yojna (PMGY)			---	---	23,65.35	---	---
Primary Health Unit			---	---	11,39.54	---	---
<b>Total - 103 Primary Health Centres</b>			<b>---</b>	<b>---</b>	<b>75,58.69</b>	<b>12.81</b>	<b>(-) 100</b>

# 16 - DETAILED STATEMENT OF CAPITAL EXPENDITURE BY MINOR HEADS AND SUB-HEADS

Nature of Expenditure	Expenditure during 2020-2021		Expenditure to end of 2020-2021	Expenditure during 2019-2020	Per Cent of Increase(+)/ Decrease(-) during the year
	Charged/ Voted	Total			
	(Figures in italics represent charged expenditure)				
<b>B. CAPITAL ACCOUNT OF SOCIAL SERVICES – Contd.</b>					
<b>(b) Capital Account of Health and Family Welfare – Contd.</b>					
<b>4210 Capital Outlay on Medical and Public Health – Contd.</b>					
<b>02 Rural Health Services – Contd.</b>					
104Community Health Centres					
Machinery & Equipment	---	---	6,12.52	---	---
Works	---	---	1,83.48	---	---
Pradhan Mantri Gramodaya Yojna (PMGY)	---	---	17,84.61	---	---
<b>Total - 104 Community Health Centres</b>	<b>---</b>	<b>---</b>	<b>25,80.61</b>	<b>---</b>	<b>---</b>
110Hospitals and Dispensaries	---	---	68.48	---	---
General Government Hospital					
Works	---	---	20.48	---	---
Hospital & Dispensaries	8,61.20	8,61.20	39,99.62	11,30.37	(-) 24
<b>Total - 110 Hospitals and Dispensaries</b>	<b>8,61.20</b>	<b>8,61.20</b>	<b>40,88.58</b>	<b>11,30.37</b>	<b>(-) 24</b>
200Other Health Schemes	---	---	29,39.03	---	---
796Tribal Area Sub-Plan					
Buildings					
Works (Repairing of Existing PHCs/CHCs/SD/SHCs/SCs	---	---	2,92.77	---	---
Primary Health Centre/ Community Health Centre	---	---	12,42.00	---	---
Pradhan Mantri Gramodaya Yojna (PMGY)					
Primary Health Centre/ Community Health Centre	---	---	1,55.66	---	---
<b>Total - 796 Tribal Area Sub-Plan</b>	<b>---</b>	<b>---</b>	<b>16,90.43</b>	<b>---</b>	<b>---</b>
799 Suspense	---	---	2,29.04	---	---

# 16 - DETAILED STATEMENT OF CAPITAL EXPENDITURE BY MINOR HEADS AND SUB-HEADS

Nature of Expenditure	Expenditure during 2020-2021		Expenditure to end of 2020-2021	Expenditure during 2019-2020	Per Cent of Increase(+)/ Decrease(-) during the year
	Charged/ Voted	Total			
	(Figures in italics represent charged expenditure)				
<b>B. CAPITAL ACCOUNT OF SOCIAL SERVICES – Contd.</b>					
<b>(b) Capital Account of Health and Family Welfare – Contd.</b>					
<b>4210 Capital Outlay on Medical and Public Health – Contd.</b>					
<b>02 Rural Health Services – Concl'd.</b>					
800Other Expenditure					
Scheduled Caste Component Plan					
Primary Health Centre/ Community Health Centre Works	---	---	8,88.50	---	---
	13.48	13.48	7,37.31	1,03.40	(-) 87
Tribal Area Sub-Plan					
Works (Repairing of Existing PHCs/ CHCs/ SD/ SHCs/ SCs)	---	---	68.61	---	---
Pradhan Mantri Gramodaya Yojna (PMGY)	---	---	1,30.67	---	---
Upgradation of Standard of Administration of 9th Finance Commission	---	---	4,58.66	---	---
<b>Total - 800 Other Expenditure</b>	<b>13.48</b>	<b>13.48</b>	<b>22,83.75</b>	<b>1,03.40</b>	<b>(-) 87</b>
<b>Total - 02 Rural Health Services</b>	<b>8,74.68</b>	<b>8,74.68</b>	<b>2,14,40.53</b>	<b>12,46.58</b>	<b>(-) 30</b>
<b>03 Medical Education Training and Research</b>					
001Direction and Administration					
Headquarters Establishment	---	---	38.53	---	---
Establishment of Health Institute in the Pattern of AIIMS Works	31,81.82	31,81.82	1,01,28.86	33,29.75	(-) 4
	2,67.57	2,67.57	5,60.96	1,82.53	(+) 47
50 Bedded Cancer Wing in all Medical Colleges	---	---	1,00.00	---	---
<b>Total - 001 Direction and Administration</b>	<b>34,49.39</b>	<b>34,49.39</b>	<b>1,08,28.35</b>	<b>35,12.28</b>	<b>(-) 2</b>

**16 - DETAILED STATEMENT OF CAPITAL EXPENDITURE BY MINOR HEADS AND SUB-HEADS**

Nature of Expenditure	Expenditure during 2020-2021		Expenditure to end of 2020-2021	Expenditure during 2019-2020	Per Cent of Increase(+)/ Decrease(-) during the year
	Charged/ Voted	Total			
	(Figures in italics represent charged expenditure)				
<b>B. CAPITAL ACCOUNT OF SOCIAL SERVICES – Contd.</b>					
<b>(b) Capital Account of Health and Family Welfare – Contd.</b>					
<b>4210 Capital Outlay on Medical and Public Health – Contd.</b>					
<b>03 Medical Education Training and Research – Contd.</b>					
101 Ayurveda	---	---	1,62.37	---	---
Ayurvedic College & Hospital, Guwahati					
Extension and Renovation	---	---	0.96	---	---
Renovation and Strengthening of Hospital Work	---	---	58.95	---	---
Construction Work at Government Ayurvedic College at Jalukbari, Guwahati	---	---	78.41	---	---
Construction of Post Graduate Hostel at Goverment Ayurvedic College, Guwahati	---	---	4.50	---	---
Improvement of Infrastructure of Guwahati Ayurvedic College Over a Period of 3 years @ 10 Crore	85.98	85.98	2,83.46	1,01.38	(-) 15
<b>Total - 101 Ayurveda</b>	<b>85.98</b>	<b>85.98</b>	<b>5,88.65</b>	<b>1,01.38</b>	<b>(-) 15</b>
102 Homeopathy	---	---	12.92	---	---
Dr. J.K. Saikia Homeopathic Medical College, Jorhat					
Works	---	---	6.98	---	---
Swahid Jadav Nath Homeopathic College, Guwahati					
Works	---	---	56.18	---	---
Improvement of Infrastructure of Homeopatic Medical College, Jorhat, Nagaon, Guwahati Over a Period of 2 Years @ 2 Crore each	57.33	57.33	2,44.83	79.91	(-) 28
<b>Total - 102 Homeopathy</b>	<b>57.33</b>	<b>57.33</b>	<b>3,20.91</b>	<b>79.91</b>	<b>(-) 28</b>

---

**16 - DETAILED STATEMENT OF CAPITAL EXPENDITURE BY MINOR HEADS AND SUB-HEADS**


---

Nature of Expenditure	Expenditure during 2020-2021		Expenditure to end of 2020-2021	Expenditure during 2019-2020	Per Cent of Increase(+)/ Decrease(-) during the year
	Charged/ Voted	Total			
	(Figures in italics represent charged expenditure)				
<b>B. CAPITAL ACCOUNT OF SOCIAL SERVICES – Contd.</b>					
<b>(b) Capital Account of Health and Family Welfare – Contd.</b>					
<b>4210 Capital Outlay on Medical and Public Health – Contd.</b>					
<b>03 Medical Education Training and Research – Contd.</b>					
105 Allopathy	---	---	16,70.23	---	---
Gauhati Medical College and Hospital, Guwahati					
200 Bedded Cancer Hospital in GMC&H Assam Medical College, Dibrugarh	---	---	44,57.54	6,14.54	(-) 100
Works	---	---	16,87.08	---	---
Silchar Medical College, Silchar					
Works	---	---	6,78.32	---	---
Gauhati Medical College, Guwahati					
Works	---	---	32,92.68	---	---
Super Speciality Hospital	39,92.73	39,92.73	61,90.91	11,07.75	(+) 260
Regional Dental College (RDC), Guwahati					
Works	---	---	3,57.09	1,69.76	(-) 100
Development/ Upgradation of Pharmacy Institutes attached to AMC,GMC & SMC					
Works	---	---	21.16	---	---
Works	---	---	9,93.90	---	---
Regional Nursing College (RNC), Guwahati					
Works	---	---	4,07.78	76.07	(-) 100

---

**16 - DETAILED STATEMENT OF CAPITAL EXPENDITURE BY MINOR HEADS AND SUB-HEADS**


---

Nature of Expenditure	Expenditure during 2020-2021		Expenditure to end of 2020-2021	Expenditure during 2019-2020	Per Cent of Increase(+)/ Decrease(-) during the year
	Charged/ Voted	Total			
	(Figures in italics represent charged expenditure)				
<b>B. CAPITAL ACCOUNT OF SOCIAL SERVICES – Contd.</b>					
<b>(b) Capital Account of Health and Family Welfare – Contd.</b>					
<b>4210 Capital Outlay on Medical and Public Health – Contd.</b>					
<b>03 Medical Education Training and Research – Contd.</b>					
105 Allopathy – Contd.					
State Contribution for Up-gradation of Government Medical Colleges under PMSSY Phase-III					
Assam Medical College, Dibrugarh	---	---	30,00.00	30,00.00	(-) 100
Gauhati Medical College, Guwahati	---	---	30,00.00	---	---
Setting up of Medical College at Nagaon					
Works	88.35	88.35	1,38.56	---	(+) 100
Central Share	71,46.25	71,46.25	1,70,54.31	22,56.42	(+) 217
State Share	---	---	10,00.00	10,00.00	(-) 100
B.Sc. Nursing College at Dibrugarh					
Works	22.89	22.89	78.32	17.80	(+) 29
B.Sc. Nursing College at Silchar					
Works	---	---	1,76.74	91.83	(-) 100
Barpeta Medical College (Fakaruddin Ali Ahmed Medical College), Barpeta	---	---	2,59.44	---	---
Dental College at FAAMC, Barpeta	---	---	9.37	---	---
Works	---	---	1,01.51	---	---
Tezpur Medical College (TMC)					
Additional Civil Works at TMC	---	---	22,11.65	---	---
Jorhat Medical College (JMC), Jorhat					
Additional Civil Works at JMC	---	---	14,00.00	---	---

---

**16 - DETAILED STATEMENT OF CAPITAL EXPENDITURE BY MINOR HEADS AND SUB-HEADS**


---

Nature of Expenditure	Expenditure during 2020-2021		Expenditure to end of 2020-2021	Expenditure during 2019-2020	Per Cent of Increase(+)/ Decrease(-) during the year
	Charged/ Voted	Total			
	(Figures in italics represent charged expenditure)				
			(In lakh of ₹)		
<b>B. CAPITAL ACCOUNT OF SOCIAL SERVICES – Contd.</b>					
<b>(b) Capital Account of Health and Family Welfare – Contd.</b>					
<b>4210 Capital Outlay on Medical and Public Health – Contd.</b>					
<b>03 Medical Education Training and Research – Contd.</b>					
105 Allopathy – Contd.					
Establishment of Medical College at Kokrajhar	45,43.97	45,43.97	87,11.34	39,92.50	(+) 14
Central Share	19,98.52	19,98.52	19,98.52	---	(+) 100
Strengthening of Paramedical Institutes in AMC/GMC/SMC/JMA/FAAMAC/TMC	---	---	9.40	---	---
Jorhat Medical Institute, Jorhat	---	---	30.98	---	---
Works	---	---	1,22.62	---	---
Setting up of Medical College at North Lakhimpur					
Land Acquisition	---	---	11,31.14	---	---
Works	1,07,01.41	1,07,01.41	1,07,80.23	---	(+) 100
Central Share	5,28.40	5,28.40	1,75,82.32	81,02.95	(-) 93
State Share	---	---	7,12.35	7,12.35	(-) 100
Setting up of Medical College at Dhubri	6,11.15	6,11.15	6,11.15	---	---
Works	---	---	72.06	---	---
Central Share	23,14.68	23,14.68	1,69,83.91	52,70.41	(-) 56
State Share	---	---	9,21.87	8,95.11	(-) 100
Establishment of Cancer Hospital at Jorhat	---	---	10.53	---	---
Improvement of Infrastructure of GMC&H, AMC&H and SMC&H Over a Period of Three Years @ 100 Crore Each	30,20.93	30,20.93	1,91,77.32	1,05,78.58	(-) 71
Improvement of Infrastructure of Tezpur, Barpeta, Jorhat Medical Colleges Over a Period of 3 (Three) Years @ 30 Crore Each	24,65.76	24,65.76	78,03.61	44,93.08	(-) 45

**16 - DETAILED STATEMENT OF CAPITAL EXPENDITURE BY MINOR HEADS AND SUB-HEADS**

Nature of Expenditure	Expenditure during 2020-2021		Expenditure to end of 2020-2021	Expenditure during 2019-2020	Per Cent of Increase(+)/ Decrease(-) during the year
	Charged/ Voted	Total			
(Figures in italics represent charged expenditure)			(In lakh of ₹)		
B. CAPITAL ACCOUNT OF SOCIAL SERVICES – Contd.					
(b) Capital Account of Health and Family Welfare – Contd.					
4210 Capital Outlay on Medical and Public Health – Contd.					
03 Medical Education Training and Research – Concl..					
105 Allopathy – Concl..					
Cancer Hospitals					
PET MRI etc. for 200 Bedded Cancer Hospital in GMC&H					
Establishment of Government Dental College at Dibrugarh					
Works					
Establishment of Government Dental College at Silchar					
Works					
Establishment of New Medical College at Nalbari					
Land Acquisition					
Works					
Total - 105 Allopathy					
200 Other Systems					
Directorate of AYUSH (Headquarter Establishment)					
Establishment of Research Centre for Indigenous Medicine at Guwahati					
Ayurvedic College, Guwahati					
Total - 200 Other Systems					
Total - 03 Medical Education Training and Research					



# 16 - DETAILED STATEMENT OF CAPITAL EXPENDITURE BY MINOR HEADS AND SUB-HEADS

Nature of Expenditure	Expenditure during 2020-2021		Expenditure to end of 2020-2021	Expenditure during 2019-2020	Per Cent of Increase(+)/ Decrease(-) during the year
	Charged/ Voted	Total			
	(Figures in italics represent charged expenditure)				
<b>B. CAPITAL ACCOUNT OF SOCIAL SERVICES – Contd.</b>					
<b>(b) Capital Account of Health and Family Welfare – Contd.</b>					
<b>4210 Capital Outlay on Medical and Public Health – Concl'd.</b>					
<b>04 Public Health</b>					
200Other Programmes					
T.B. Control	---	---	9.21	---	---
Malaria Control	---	---	2.11	---	---
Malaria Eradication Programme	---	---	11.66	---	---
Public Health & Sanitation Programme	---	---	1,43.35	---	---
Bulk Purchase of Materials and Equipment for V.D. Control Programmes	---	---	0.11	---	---
<b>Total - 200 Other Programmes</b>	---	---	<b>1,66.44</b>	---	---
<b>Total - 04 Public Health</b>	---	---	<b>1,66.44</b>	---	---
<b>80 General</b>					
800Other Expenditure	---	---	7,22.03	---	---
<b>Total - 80 General</b>	---	---	<b>7,22.03</b>	---	---
<b>Total - 4210</b>	<b>5,21,32.23</b>	<b>5,21,32.23</b>	<b>20,14,88.12</b>	<b>4,87,36.33</b>	<b>(+) 7</b>
<b>4211 Capital Outlay on Family Welfare</b>					
101Rural Family Welfare Service					
Machinery & Equipment	---	---	5.00	---	---
Buildings	---	---	26.30	---	---
Works	---	---	14.33	---	---
Family Welfare	---	---	10,51.49	---	---
Social Welfare	---	---	8,51.69	---	---

---

**16 - DETAILED STATEMENT OF CAPITAL EXPENDITURE BY MINOR HEADS AND SUB-HEADS**


---

Nature of Expenditure	Expenditure during 2020-2021		Expenditure to end of 2020-2021	Expenditure during 2019-2020	Per Cent of Increase(+)/ Decrease(-) during the year		
	Charged/ Voted	Total					
(Figures in italics represent charged expenditure)			(In lakh of ₹)				
B. CAPITAL ACCOUNT OF SOCIAL SERVICES – Contd.							
(b) Capital Account of Health and Family Welfare – Concl'd.							
4211 Capital Outlay on Family Welfare – Concl'd.							
101 Rural Family Welfare Service – Concl'd.							
Bulk purchase of Contraceptive and Equipments for intensification of Family Welfare Programme			---	---	10.66	---	---
Total - 101 Rural Family Welfare Service			---	---	19,59.47	---	---
Total - 4211			---	---	19,59.47	---	---
Total - (b) Capital A/C of Health and Family Welfare			5,21,32.23	5,21,32.23	20,34,47.59	4,87,36.33	(+) 7
(c) Capital A/C of Water Supply, Sanitation, Housing and Urban Development							
4215 Capital Outlay on Water Supply and Sanitation							
01 Water Supply							
102 Rural Water Supply							
Accelerated Rural Water Supply Scheme			---	---	6,98,53.95	---	---

**16 - DETAILED STATEMENT OF CAPITAL EXPENDITURE BY MINOR HEADS AND SUB-HEADS**

		Expenditure during 2020-2021		Expenditure to end of 2020-2021	Expenditure during 2019-2020	Per Cent of Increase(+)/ Decrease(-) during the year
Nature of Expenditure		Charged/ Voted	Total			
(Figures in italics represent charged expenditure)				(In lakh of ₹)		
B.	CAPITAL ACCOUNT OF SOCIAL SERVICES – Contd.					
(c)	Capital Account of Water Supply, Sanitation, Housing and Urban Development – Contd.					
4215	Capital Outlay on Water Supply and Sanitation – Contd.					
01	Water Supply – Contd.					
102	Rural Water Supply – Contd.					
	Rural Water Supply	29,02.30	29,02.30	13,14,26.96	55,74.61	(-) 48
	Water Quality Monitoring & Surveillance	---	---	83.34	---	---
	SPA Tezpur Medical College	69.70	69.70	23,50.96	3,60.07	(-) 81
	Up-gradation and Strengthening 30 age Old PWSS	---	---	2,32.67	---	---
	Greater Goroimari PWSS	---	---	2,50.61	1,50.00	(-) 100
	Assam Vikash Yojana Water Supply Scheme at Jorhat, Hailakandi, Bihaguri	14.17	14.17	97.52	72.35	(-) 80
	Block Area Barson PWSS Naharjan, Nizbanbari & Old Ghogara					
	For 6003 Spot Water Source (per LAC 50 Nos.)	2,87.02	2,87.02	19,49.33	72.13	(+) 298
	Integrated Rupchera Multi Village PWSS	---	---	4,67.40	---	---
	Chief Minister’s Special Package for Barak Valley	1,37.98	1,37.98	23,08.37	3,25.48	(-) 58
	Grants-in-aid from NITI Ayog	---	---	11,57.00	---	---
	Projected State Share of CSS	34,25.29	34,25.29	1,55,75.11	---	(+) 100
	Chief Minister’s Special Package for Dhakuakhana	---	---	66.85	---	---
	Construction of Pipe Water Supply Scheme at Dhemaji Town Water Treatment Plant with Carrying Mobile	---	---	33.17	---	---
	Construction of Pipe Water Supply Scheme at Jonai Water Treatment Plant with Carrying Mobile	---	---	2.25	---	---
	Greater Katigarh Water Supply Scheme (Estimated cost Rs.16.00 Crore)	1,70.97	1,70.97	9,12.98	2,50.00	(-) 32
	World Bank Assistance Rural Water Supply (LIS)(EAP) Central Share	---	---	3,22,62.56	50,00.00	(-) 100
	World Bank Assistance Rural Water Supply (LIS)(EAP) State Share	---	---	37,67.89	4,41.60	(-) 100

# 16 - DETAILED STATEMENT OF CAPITAL EXPENDITURE BY MINOR HEADS AND SUB-HEADS

Nature of Expenditure	Expenditure during 2020-2021		Expenditure to end of 2020-2021	Expenditure during 2019-2020	Per Cent of Increase(+)/ Decrease(-) during the year
	Charged/ Voted	Total			
	(Figures in italics represent charged expenditure)				
		(In lakh of ₹)			
<b>B. CAPITAL ACCOUNT OF SOCIAL SERVICES – Contd.</b>					
<b>(c) Capital Account of Water Supply, Sanitation, Housing and Urban Development – Contd.</b>					
<b>4215 Capital Outlay on Water Supply and Sanitation – Contd.</b>					
<b>01 Water Supply – Contd.</b>					
102Rural Water Supply – Concltd.					
New Scheme in General Areas including Lumding Town Area		2,76.31	2,76.31	7,36.28	4,59.97 (-) 40
PWSS/ DTW in Tea Garden Areas		24.13	24.13	2,22.01	74.11 (-) 67
National Water Quality Sub-Mission		1,23,09.37	1,23,09.37	3,10,87.84	--- (+) 100
Conservation of 100 Nos. of existing Diesel Operated Scheme to Solar Operated Scheme		71.01	71.01	96.01	25.00 (+) 184
Portable Arsenic and Fluorides Removable Plant for Community Use (School, College, Library etc.)		4,74.89	4,74.89	4,74.89	--- (+) 100
Operation & Maintenance		---	---	67.31	---
Prime Minister Announcement Programme		---	---	3,32.53	---
National Rural Drinking Water Programme					
Central Share		5,26,65.18	5,26,65.18	16,34,29.21	2,89,32.58 (+) 82
State Share		47,40.58	47,40.58	86,80.08	32,14.73 (+) 47
Solar System in Chapori, Majuli, Remote & Difficult Areas					
Tribal & Char Areas		44.48	44.48	2,42.96	1,98.48 (-) 78
<b>Total - 102 Rural Water Supply</b>		<b>7,76,13.37</b>	<b>7,76,13.37</b>	<b>46,81,68.04</b>	<b>4,51,51.12 (+) 72</b>
789Special component Plan for Schedule Caste					
Rural Water Supply		3,42.79	3,42.79	10,51.62	2,72.57 (+) 26
796Tribal Areas Sub Plan					
Rural Water Supply		1,21.69	1,21.69	4,24.86	2,09.39 (-) 42

# 16 - DETAILED STATEMENT OF CAPITAL EXPENDITURE BY MINOR HEADS AND SUB-HEADS

Nature of Expenditure	Expenditure during 2020-2021		Expenditure to end of 2020-2021	Expenditure during 2019-2020	Per Cent of Increase(+)/ Decrease(-) during the year
	Charged/ Voted	Total			
	(Figures in italics represent charged expenditure)				
			(In lakh of ₹)		
<b>B. CAPITAL ACCOUNT OF SOCIAL SERVICES – Contd.</b>					
<b>(c) Capital Account of Water Supply, Sanitation, Housing and Urban Development – Contd.</b>					
<b>4215 Capital Outlay on Water Supply and Sanitation – Concl'd.</b>					
<b>01 Water Supply – Concl'd.</b>					
800Other Expenditure					
Renovation & Upgration of Departmental Building		1,47.33	1,47.33	12,03.95	4,29.99 (-) 66
Other works each costing below ₹ 5 crore		---	---	68.32	---
<b>Total - 800 Other Expenditure</b>		<b>1,47.33</b>	<b>1,47.33</b>	<b>12,72.27</b>	<b>4,29.99 (-) 66</b>
<b>Total - 01 Water Supply</b>		<b>7,82,25.18</b>	<b>7,82,25.18</b>	<b>47,09,16.79</b>	<b>4,60,63.07 (+) 70</b>
<b>02 Sewerage and Sanitation</b>					
102Rural Sanitation Services					
Water Supply and Sanitation (Nirmal Bharat Abhiyan/ Swaccha Bharat Mission)					
Construction of Individual House Hold Latrine in Rural Areas of Assam		79.90	79.90	79.90	--- (+) 100
Central Share		7,11,09.71	7,11,09.71	39,01,35.84	1,24,65.79 (+) 470
State Share		51,47.32	51,47.32	3,81,57.17	50,25.97 (+) 2
<b>Total - 102 Rural Sanitation Services</b>		<b>7,63,36.93</b>	<b>7,63,36.93</b>	<b>42,83,72.91</b>	<b>1,74,91.76 (+) 336</b>
799Suspence					
Miscellaneous Public Works Advances		---	---	1,64,90.25	---
<b>Total - 02 Sewerage and Sanitation</b>		<b>7,63,36.93</b>	<b>7,63,36.93</b>	<b>44,48,63.16</b>	<b>1,74,91.76 (+) 336</b>
<b>Total - 4215</b>		<b>15,45,62.11</b>	<b>15,45,62.11(a)</b>	<b>91,57,79.95</b>	<b>6,35,54.82 (+) 143</b>

(a) It includes ₹ 1,94,32.18 lakh cleared from Objection Book Suspence pertaining to earlier years'.

# 16 - DETAILED STATEMENT OF CAPITAL EXPENDITURE BY MINOR HEADS AND SUB-HEADS

Nature of Expenditure	Expenditure during 2020-2021		Expenditure to end of 2020-2021	Expenditure during 2019-2020	Per Cent of Increase(+)/ Decrease(-) during the year
	Charged/ Voted	Total			
	(Figures in italics represent charged expenditure)				
<b>B. CAPITAL ACCOUNT OF SOCIAL SERVICES – Contd.</b>					
<b>(c) Capital Account of Water Supply, Sanitation, Housing and Urban Development – Contd.</b>					
<b>4216 Capital Outlay on Housing</b>					
<b>01 Government Residential Buildings</b>					
106 General Pool Accommodation	---	---	1,36.04	---	---
Buildings	---	---	44.53	---	---
Construction	---	---	56,53.37	---	---
Public Works	---	---	1,19.65	---	---
Machinery & Equipment	---	---	92.58	---	---
Works	2,12.63	2,12.63	5,56.90	2,70.00	(-) 21
Sale Taxes	---	---	1,31.96	---	---
Works	13.76	13.76	5,47.39	42.46	(-) 68
Lump sum Provision for Construction of Administrative & Allied Building (GAD)	---	---	39.86	---	---
Works	---	---	3,72.06	---	---
Technical Education	---	---	13.52	---	---
Elementary Education	---	---	3.41	---	---
Administration of Justice					
Machinery & Equipment	---	---	1.02	---	---
Works	---	---	72,81.25	13,58.89	(-) 100
Construction of Staff Quarter of Gauhati High Court/ Subordinate Court	2,00.94	2,00.94	5,92.52	1,98.28	(+) 1
Works	12,58.39	12,58.39	12,58.39	---	(+) 100
Secondary Education	---	---	54.43	---	---
University and Higher Education	---	---	18.37	---	---

---

**16 - DETAILED STATEMENT OF CAPITAL EXPENDITURE BY MINOR HEADS AND SUB-HEADS**


---

Nature of Expenditure	Expenditure during 2020-2021		Expenditure to end of 2020-2021	Expenditure during 2019-2020	Per Cent of Increase(+)/ Decrease(-) during the year
	Charged/ Voted	Total			
	(Figures in italics represent charged expenditure)				
			(In lakh of ₹)		
B.	CAPITAL ACCOUNT OF SOCIAL SERVICES – Contd.				
(c)	Capital Account of Water Supply, Sanitation, Housing and Urban Development – Contd.				
4216	Capital Outlay on Housing – Contd.				
01	Government Residential Buildings – Contd.				
106	General Pool Accommodation – Concl'd.				
	Other Administrative Service (GAD-Raj Bhawan)	2,83.62	2,83.62	8,64.58	2,38.63 (+) 19
	Construction of Three Storied RCC Quarter Works	---	---	8,16.25	---
		---	---	6,06.75	---
Total - 106 General Pool Accommodation		19,69.34	19,69.34	1,92,04.83	21,08.26 (-) 7
107	Police Housing				
	Assam Police Housing Corporation	---	---	1,00.16	---
	Upgradation of Standard of Admn. under 10th Finance Comm. Award-Police Housing Family accommodation	---	---	40.00	---
	Construction	---	---	1,22,38.53	---
	Upgradation of Standard of Administration-8th Finance Commission	---	---	7,49.37	---
	Upgradation of Standard of Administration-Award of 13th Finance Commission				
	Police Training	---	---	5,00.00	---
	Police Housing	---	---	20,00.00	---
Total - 107 Police Housing		---	---	1,56,28.06	---

# 16 - DETAILED STATEMENT OF CAPITAL EXPENDITURE BY MINOR HEADS AND SUB-HEADS

Nature of Expenditure	Expenditure during 2020-2021		Expenditure to end of 2020-2021	Expenditure during 2019-2020	Per Cent of Increase(+)/ Decrease(-) during the year
	Charged/ Voted	Total			
	(Figures in italics represent charged expenditure)				
<b>B. CAPITAL ACCOUNT OF SOCIAL SERVICES</b>					
<b>(c) Capital Account of Water Supply, Sanitation, Housing and Urban Development – Contd.</b>					
<b>4216 Capital Outlay on Housing – Contd.</b>					
<b>01 Government Residential Buildings – Concl'd.</b>					
700Other Housing	5,96.38	5,96.38	68,32.52	8,03.49	(-) 26
Administration of Justice	---	---	19,65.41	---	---
Works	35.90	35.90	3,49.63	15.79	(+) 127
Central Share (Block Grant)	2,42.14	2,42.14	15,54.14	5,05.40	(-) 52
<b>Total - 700 Other Housing</b>	<b>8,74.42</b>	<b>8,74.42</b>	<b>1,07,01.70</b>	<b>13,24.68</b>	<b>(-) 34</b>
<b>Total - 01 Government Residential Buildings</b>	<b>28,43.76</b>	<b>28,43.76</b>	<b>4,55,34.59</b>	<b>34,32.94</b>	<b>(-) 17</b>
<b>02 Urban Housing</b>					
190Investments in Public Sector and Other Undertakings					
Share Capital Contribution to Housing Co-operative Housefed	---	---	11,57.50	---	---
800Other Expenditure	---	---	8.50	---	---
<b>Total - 02 Urban Housing</b>	<b>---</b>	<b>---</b>	<b>11,66.00</b>	<b>---</b>	<b>---</b>
<b>03 Rural Housing</b>					
190Investments in Public Sector and Other Undertakings					
Share Capital Contribution to Primary Housing co-operatives	---	---	14.64	---	---
796Tribal Area Sub-Plan	---	---	59.93	---	---
800Other Expenditure	---	---	11.90	---	---
<b>Total - 03 Rural Housing</b>	<b>---</b>	<b>---</b>	<b>86.47</b>	<b>---</b>	<b>---</b>
<b>80 General</b>					
001Direction and Administration	---	---	55.90	---	---



**16 - DETAILED STATEMENT OF CAPITAL EXPENDITURE BY MINOR HEADS AND SUB-HEADS**

Nature of Expenditure	Expenditure during 2020-2021		Expenditure to end of 2020-2021	Expenditure during 2019-2020	Per Cent of Increase(+)/ Decrease(-) during the year
	Charged/ Voted	Total			
(Figures in italics represent charged expenditure)			(In lakh of ₹)		
B. CAPITAL ACCOUNT OF SOCIAL SERVICES – Contd.					
(c) Capital Account of Water Supply, Sanitation, Housing and Urban Development – Contd.					
4216 Capital Outlay on Housing – Concl'd.					
80 General – Concl'd.					
052	Machinery and Equipment	---	---	13.97	---
190	Investments in Public Sector and Other Undertakings				
	Share Capital Contribution to Housing Co-operative Housefed	---	---	8.00	---
796	Tribal Area Sub-Plan	---	---	2.68	---
	Share Capital Contribution to Housefed/Primary Housing Co-operative Society	---	---	20.00	---
799	Suspense	---	---	7.42	---
800	Other Expenditure				
	Scheduled Caste Component Plan				
	Share Capital Contribution to Primary Housing Co-operatives	---	---	5.00	---
	Share Capital Contribution to Primary Housing co-operatives	---	---	41.37	---
	Assam Vikash Yojana	---	---	46.28	---
	Other works each costing below ₹ 5 crore	---	---	23.19	---
Total - 800 Other Expenditure		---	---	1,15.84	---
Total - 80 General		---	---	2,23.81	---
Total - 4216		28,43.76	28,43.76	4,70,10.87	34,32.94 (-) 17
4217 Capital Outlay on Urban Development					
01 State Capital Development					
001	Direction and Administration	---	---	1,03.12	---

---

**16 - DETAILED STATEMENT OF CAPITAL EXPENDITURE BY MINOR HEADS AND SUB-HEADS**


---

Nature of Expenditure	Expenditure during 2020-2021		Expenditure to end of 2020-2021	Expenditure during 2019-2020	Per Cent of Increase(+)/ Decrease(-) during the year
	Charged/ Voted	Total			
	(Figures in italics represent charged expenditure)				
			(In lakh of ₹)		
<b>B. CAPITAL ACCOUNT OF SOCIAL SERVICES – Contd.</b>					
<b>(c) Capital Account of Water Supply, Sanitation, Housing and Urban Development – Contd.</b>					
<b>4217 Capital Outlay on Urban Development – Contd.</b>					
<b>01 State Capital Development – Contd.</b>					
050Land					
Land Compensation	---	---	4,22.23	---	---
051Construction					
Upgradation of Standard of Administration-Award of 10th Finance Commission	---	---	33,62.58	---	---
Construction of New Capital					
Purchase of Flats	---	---	19.13	---	---
Guwahati Metropolitan Development Authority					
Land Acquisition for Development of Solid Waste Management Plan for the City	---	---	8,00.00	8,00.00	(-) 100
Development of Digital Master Plan	3.47	3.47	3.47	---	(+) 100
Development of Ropeway Terminus for Passenger Operation, Operational and Maintenance Cost, Landscape and Beautification Terminal Areas in Guwahati and North Guwahati	45.72	45.72	2,27.32	1,81.60	(-) 75
MRTS Guwahati and Formation of UMTA	---	---	15.30	15.30	(-) 100
City Infra Development Fund	---	---	5,57.22	5,57.22	(-) 100

---

**16 - DETAILED STATEMENT OF CAPITAL EXPENDITURE BY MINOR HEADS AND SUB-HEADS**


---

Nature of Expenditure	Expenditure during 2020-2021		Expenditure to end of 2020-2021	Expenditure during 2019-2020	Per Cent of Increase(+)/ Decrease(-) during the year
	Charged/ Voted	Total			
	(Figures in italics represent charged expenditure)				
			(In lakh of ₹)		
B.	CAPITAL ACCOUNT OF SOCIAL SERVICES – Contd.				
(c)	Capital Account of Water Supply, Sanitation, Housing and Urban Development – Contd.				
4217	Capital Outlay on Urban Development – Contd.				
01	State Capital Development – Contd.				
051	Construction – Contd.				
Construction by P.W.D.	---	---	22,43.88	---	---
Construction of Police Control Room	---	---	29.62	---	---
Improvement of Assam Legislative Assembly Complex Drainage System	---	---	22.80	---	---
Civil	18,76.47	18,76.47	1,00,49.23	19,60.38	(-) 4
Completion of 4 storied RCC Flat for MLAs (3x6=18) Units	---	---	1,82.00	---	---
Electrical	2,51.26	2,51.26	22,60.77	4,12.38	(-) 39
Public Health Engineer (PHE)	11.83	11.83	5,66.77	2,04.02	(-) 94
Improvement, Renovation of Old/ New Hostel	---	---	13.60	---	---
Upgradation of Standard of Administration (Award of 12th Finance Commission)	---	---	22,38.62	---	---
Construction by P.H.E.	---	---	1,15.79	---	---

---

**16 - DETAILED STATEMENT OF CAPITAL EXPENDITURE BY MINOR HEADS AND SUB-HEADS**


---

Nature of Expenditure	Expenditure during 2020-2021		Expenditure to end of 2020-2021	Expenditure during 2019-2020	Per Cent of Increase(+)/ Decrease(-) during the year
	Charged/ Voted	Total			
	(Figures in italics represent charged expenditure)				
<b>B. CAPITAL ACCOUNT OF SOCIAL SERVICES – Contd.</b>					
<b>(c) Capital Account of Water Supply, Sanitation, Housing and Urban Development – Contd.</b>					
<b>4217 Capital Outlay on Urban Development – Contd.</b>					
<b>01 State Capital Development – Contd.</b>					
051 Construction – Contd.					
Construction of Assembly Building	---	---	1,28,93.11	---	---
Improvement & Repairing / Renovation of Old MLA Hostel	---	---	11,81.02	---	---
Construction/ Completion of RCC Flat for MLA's	---	---	4,59.20	---	---
Other Expenditure	---	---	1,99.49	---	---
Construction of the Hon'ble Speaker and Deputy Speaker Residence	---	---	3,15.97	---	---
Completion of Gopinath Bordoloi Bhawan	---	---	2,74.09	---	---
Residential Complex for MLA's	---	---	42.21	---	---
Repairing	---	---	4,94.87	---	---
Construction of New Assembly House (Additional Central Assistance Spill Over 2007-2008)	---	---	13,72.54	---	---
Electrical Work by PWD Division	---	---	2,65.89	---	---
Repairing and Renovation of existing Assembly House and MLA Building	---	---	14,47.95	---	---
Work by PHE	---	---	6.77	---	---
City Infrastructure	37,20.16	37,20.16	3,86,70.78	55,44.56	(-) 33
Augmentation of Water Supply Schemes in Guwahati	---	---	5,36.50	---	---
Special Problem- Construction of Secretariat Building in the State Capital	---	---	93,47.46	---	---
Award of 11th Finance Commission Upgradation of Standard of Admn. of Eleventh Finance Commission	---	---	19,92.08	---	---
Upgradation of Standard of Administration (Award of 12th Finance Commission)	---	---	71,68.18	---	---

**16 - DETAILED STATEMENT OF CAPITAL EXPENDITURE BY MINOR HEADS AND SUB-HEADS**

Nature of Expenditure	Expenditure during 2020-2021		Expenditure to end of 2020-2021	Expenditure during 2019-2020	Per Cent of Increase(+)/ Decrease(-) during the year
	Charged/ Voted	Total			
	(Figures in italics represent charged expenditure)				
<b>B. CAPITAL ACCOUNT OF SOCIAL SERVICES – Contd.</b>					
<b>(c) Capital Account of Water Supply, Sanitation, Housing and Urban Development – Contd.</b>					
<b>4217 Capital Outlay on Urban Development – Contd.</b>					
<b>01 State Capital Development – Contd.</b>					
051 Construction – Contd.					
Guwahati Development Department	---	---	50.00	---	---
Urban Development- State Capital Project	---	---	6,18.90	---	---
Expansion of Panbazar R.O.B	---	---	1,03.38	---	---
South Guwahati Central Water Supply Project & North Guwahati Water Supply Project (JICA)					
Central Share	---	---	3,58,88.97	1,02,19.88	(-) 100
State Share	---	---	55,43.80	23,00.00	(-) 100
Assam Infrastructure Project (ADB)					
Central Share	51,37.30	51,37.30	3,01,63.16	1,07,63.51	(-) 52
State Share	22,01.70	22,01.70	2,02,33.65	51,31.02	(-) 57
Improvement of Roads, Drains and Culvert in Guwahati Flood Affected Areas	---	---	4,14.40	---	---
Dredging of Silsako, Bondajan Link Channel and Construction of New Drains & Improvement of existing Drain	---	---	1,96.47	---	---
Procurement of Machineries and Equipments for Mitigation of Urban Flood in Guwahati City	---	---	3,62.20	---	---
Renovation of Jorpukhuri, Guwahati	---	---	5.94	---	---
Construction of Temporary Capital at Dispur (Road & Roadside Drainage)	---	---	44,93.65	---	---
Additional 4th Grade Staff Quarter	---	---	41.27	---	---
Construction of Temporary Capital of Assam at Dispur Residential Buildings Type VIII(M)	---	---	1.00	---	---

**16 - DETAILED STATEMENT OF CAPITAL EXPENDITURE BY MINOR HEADS AND SUB-HEADS**

Nature of Expenditure	Expenditure during 2020-2021		Expenditure to end of 2020-2021	Expenditure during 2019-2020	Per Cent of Increase(+)/ Decrease(-) during the year
	Charged/ Voted	Total			
	(Figures in italics represent charged expenditure)				
<b>B. CAPITAL ACCOUNT OF SOCIAL SERVICES – Contd.</b>					
<b>(c) Capital Account of Water Supply, Sanitation, Housing and Urban Development – Contd.</b>					
<b>4217 Capital Outlay on Urban Development – Contd.</b>					
<b>01 State Capital Development – Concl'd.</b>					
051 Construction – Concl'd.					
Construction of M.L.A. Hostel	---	---	28.86	---	---
Improvement of Bye-lane of Kharguli Noonmati Road connecting Don Bosco, Guwahati	---	---	5,97.05	---	---
Central Library, Archives cum Auditorium at Amingaon in Guwahati	---	---	6,29.34	---	---
Automated Multilevel Car Parking at Shraddhanjali Kanan in front of State Zoo	---	---	13,61.12	---	---
Guwahati Metropolitan Drinking & Sewerage Board/ Guwahati Jal Board	---	---	58.00	---	---
Construction of New Assembly Building	2,40.15	2,40.15	82,53.48	31,88.55	(-) 92
Guwahati-North Guwahati and Palashbari-Sualkuchi-Hajo Bridge over River Brahmaputra	---	---	1,00,00.00	---	---
Improvement of Infrastructure of Guwahati City	6,49.92	6,49.92	1,00,67.85	16,54.89	(-) 61
Metro Rail Transport	---	---	5,00.00	---	---
<b>Total - 051 Construction</b>	<b>1,41,37.98</b>	<b>1,41,37.98</b>	<b>22,89,88.91</b>	<b>4,29,33.31</b>	<b>(-) 67</b>
052 Machinery and Equipment	---	---	4.44	---	---
799 Suspense	---	---	(-)76.40	---	---
800 Other Expenditure					
Other works each costing below ₹ 5 crore	---	---	13,14.61	---	---
911 Deduct-Recoveries of Overpayments	---	---	(-)1,37,13.59	(-)1,36,77.41	(-) 100
<b>Total - 01 State Capital Development</b>	<b>1,41,37.98</b>	<b>1,41,37.98</b>	<b>21,70,43.32</b>	<b>2,92,55.90</b>	<b>(-) 52</b>

# 16 - DETAILED STATEMENT OF CAPITAL EXPENDITURE BY MINOR HEADS AND SUB-HEADS

Nature of Expenditure	Expenditure during 2020-2021		Expenditure to end of 2020-2021	Expenditure during 2019-2020	Per Cent of Increase(+)/ Decrease(-) during the year
	Charged/ Voted	Total			
	(Figures in italics represent charged expenditure)				
<b>B. CAPITAL ACCOUNT OF SOCIAL SERVICES</b>					
<b>(c) Capital Account of Water Supply, Sanitation, Housing and Urban Development – Contd.</b>					
<b>4217 Capital Outlay on Urban Development – Contd.</b>					
<b>03 Integrated Development of Small and Medium Towns</b>					
191 Assistance to Local Bodies, Corporations etc.	---	---	7.52	---	---
800 Other Expenditure					
Integrated Development of Small & Medium Town	2,01.34	2,01.34	5,56.89	88.37	(+) 128
<b>Total - 03 Integrated Development of Small and Medium Towns</b>	<b>2,01.34</b>	<b>2,01.34</b>	<b>5,64.41</b>	<b>88.37</b>	<b>(+) 128</b>
<b>60 Other Urban Development Schemes</b>					
050 Land	---	---	11.10	---	---
051 Construction					
Road side drainage of Guwahati City	---	---	5,11.75	---	---
Upgradation of Standard of Administration (Award of 12th Finance Commission)	---	---	0.50	---	---
<b>Total - 051 Construction</b>	<b>---</b>	<b>---</b>	<b>5,12.25</b>	<b>---</b>	<b>---</b>
800 Other Expenditure					
Project under Jawaharlal Nehru National Urban Renewal Mission (JNNURM)					
Community Participation Fund	---	---	1,12.60	---	---
Central Share	---	---	1,03,42.49	---	---
State Share	---	---	10,13.40	---	---
Acquisition of Land for Improvement of Deepar Beel	---	---	12,95.00	---	---
<b>Total - 800 Other Expenditure</b>	<b>---</b>	<b>---</b>	<b>1,27,63.49</b>	<b>---</b>	<b>---</b>

**16 - DETAILED STATEMENT OF CAPITAL EXPENDITURE BY MINOR HEADS AND SUB-HEADS**

Nature of Expenditure	Expenditure during 2020-2021		Expenditure to end of 2020-2021	Expenditure during 2019-2020	Per Cent of Increase(+)/ Decrease(-) during the year	
	Charged/ Voted	Total				
	(Figures in italics represent charged expenditure)					(In lakh of ₹)
<b>B. CAPITAL ACCOUNT OF SOCIAL SERVICES</b>						
<i>(c) Capital Account of Water Supply, Sanitation, Housing and Urban Development – Concl'd.</i>						
<b>4217 Capital Outlay on Urban Development – Concl'd.</b>						
<b>60 Other Urban Development Schemes-Concl'd.</b>						
<b>Total - 60 Other Urban Development Schemes</b>		---	---	<b>1,32,86.84</b>	---	---
<b>Total - 4217</b>		<b>1,43,39.32</b>	<b>1,43,39.32</b>	<b>23,08,94.56</b>	<b>2,93,44.27</b>	<b>(-) 51</b>
<b>Total - (c) Capital A/C of Water Supply, Sanitation, Housing and Urban Development</b>		<b>17,17,45.19</b>	<b>17,17,45.19</b>	<b>1,19,36,85.37</b>	<b>9,63,32.03</b>	<b>(+) 78</b>
<i>(d) Capital A/C of Information and Broadcasting</i>						
<b>4220 Capital Outlay on Information and Publicity</b>						
<b>01 Films</b>						
105Production of Film						
Films Publicity						
Setting up of Dr. Bhupen Hazarika Photo & Film Archives		---	---	14.92	---	---
<b>Total - 105 Production of Film</b>		---	---	<b>14.92</b>	---	---
<b>Total - 01 Films</b>		---	---	<b>14.92</b>	---	---
<b>60 Others</b>						
800Other Expenditure						
Information & Headquarter Publicity		---	---	0.22	---	---
<b>Total - 60 Others</b>		---	---	<b>0.22</b>	---	---
<b>Total - 4220</b>		---	---	<b>15.14</b>	---	---



# 16 - DETAILED STATEMENT OF CAPITAL EXPENDITURE BY MINOR HEADS AND SUB-HEADS

Nature of Expenditure	Expenditure during 2020-2021		Expenditure to end of 2020-2021	Expenditure during 2019-2020	Per Cent of Increase(+)/ Decrease(-) during the year
	Charged/ Voted	Total			
(Figures in italics represent charged expenditure)		(In lakh of ₹)			
<b>B. CAPITAL ACCOUNT OF SOCIAL SERVICES – Contd.</b>					
<b>(d) Capital Account of Information and Broadcasting – Concl'd.</b>					
<b>Total - (d) Capital Account of Information and Broadcasting</b>		---	---	<b>15.14</b>	---
<b>(e) Capital Account of Welfare of Scheduled Castes, Scheduled Tribes and other Backward Classes</b>					
<b>4225 Capital Outlay on Welfare of Scheduled Caste, Scheduled Tribes, Other Backward Classes &amp; Minorities</b>					
<b>01 Welfare of Scheduled Castes</b>					
102Economic Development		---	---	81.77	---
190Investments in Public Sector and Other Undertakings					
Share Capital to Assam State Development Co-operation Ltd.		---	---	4,63.47	---
Add State Share transferred from III- C.S.S.		---	---	25.00	---
<b>Total - 190 Investments in Public Sector and Other Undertakings</b>		---	---	<b>4,88.47</b>	---
277Education					
Construction of Boys Hostel for SC					
Central Share		2,34.32	2,34.32	3,01.04	66.72 (+) 251
State Share		1,03.21	1,03.21	1,03.21	--- (+) 100
Working Women Hostel for SC		75.20	75.20	1,64.78	89.58 (-) 16
Construction of Girl Hostel for SC					
Central Share		---	---	5,45.88	5,45.88 (-) 100
<b>Total - 277 Education</b>		<b>4,12.73</b>	<b>4,12.73</b>	<b>11,14.91</b>	<b>7,02.18 (-) 41</b>

**16 - DETAILED STATEMENT OF CAPITAL EXPENDITURE BY MINOR HEADS AND SUB-HEADS**

Nature of Expenditure	Expenditure during 2020-2021		Expenditure to end of 2020-2021	Expenditure during 2019-2020	Per Cent of Increase(+)/ Decrease(-) during the year
	Charged/ Voted	Total			
	(Figures in italics represent charged expenditure)				
<b>B. CAPITAL ACCOUNT OF SOCIAL SERVICES – Contd.</b>					
<b>(e) Capital Account of Welfare of Scheduled Castes, Scheduled Tribes and other Backward Classes – Contd.</b>					
<b>4225 Capital Outlay on Welfare of Scheduled Caste, Scheduled Tribes, Other Backward Classes &amp; Minorities – Contd.</b>					
<b>01 Welfare of Scheduled Castes – Concl'd.</b>					
800Other Expenditure	---	---	1,85.43	---	---
Others					
Construction of Auditorium Cum Ultra Modern Public Community Hall in the Memory of Baishnab Pandit Acharyya Ilaram Das	99.86	99.86	99.86	---	(+) 100
Infrustrcture Development/ Construction of SC Community Halls etc.	10,68.99	10,68.99	25,54.72	14,85.73	(-) 28
Construction of SC Development Centre (Science Hall, Conference Room, Museum & Office)	30.00	30.00	30.00	---	(+) 100
Construction of Scavengers Colony under ASDC for SC	36.92	36.92	55.71	18.79	(+) 96
Model Village for Schedule Caste	3,91.69	3,91.69	8,75.49	1,99.97	(+) 96
Grants for Construction of Ambedkar Bhawan at Sub-Divisional Level	6,14.16	6,14.16	25,96.06	10,51.48	(-) 42
Construction of Office Building for SC Guest House	---	---	93.72	---	---
<b>Total - 800 Other Expenditure</b>	<b>22,41.62</b>	<b>22,41.62</b>	<b>64,90.99</b>	<b>27,55.97</b>	<b>(-) 19</b>
<b>Total - 01 Welfare of Scheduled Castes</b>	<b>26,54.35</b>	<b>26,54.35</b>	<b>81,76.14</b>	<b>34,58.15</b>	<b>(-) 23</b>
<b>02 Welfare of Scheduled Tribes</b>					
190Investments in Public Sector and Other Undertakings					
Share Capital Contribution to Assam Plains Tribes Development Corporation Ltd.	---	---	46.00	---	---
Share Capital to Assam State Developement Corporation for Schedule Tribes Ltd.	---	---	9.00	---	---

**16 - DETAILED STATEMENT OF CAPITAL EXPENDITURE BY MINOR HEADS AND SUB-HEADS**

Nature of Expenditure	Expenditure during 2020-2021		Expenditure to end of 2020-2021	Expenditure during 2019-2020	Per Cent of Increase(+)/ Decrease(-) during the year
	Charged/ Voted	Total			
(Figures in italics represent charged expenditure)		(In lakh of ₹)			
B. CAPITAL ACCOUNT OF SOCIAL SERVICES – Contd.					
(e) Capital Account of Welfare of Scheduled Castes, Scheduled Tribes and other Backward Classes – Contd.					
4225 Capital Outlay on Welfare of Scheduled Caste, Scheduled Tribes, Other Backward Classes & Minorities – Contd.					
02 Welfare of Scheduled Tribes – Contd.					
190Investments in Public Sector and Other Undertakings					
Total - 190 Investments in Public Sector and Other Undertakings		---	---	55.00	---
277Education					
Construction of Capacity Building Centre at AIRTSC for Tribal Museum & Conference Hall		53.50	53.50	99.42	45.92 (+) 17
283Housing					
T.R.I. Building					
Add State Share transferred from III- C.S.S.		---	---	0.82	---
Total - 283 Housing		---	---	0.82	---
800Other Expenditure					
Construction of Joising Doloi Auditorium Hall at Diphu		---	---	1,10.61	---
Construction of Staff Quarter & Catering at TRH Guwahati Paltan Bazar, Solapara		---	---	69.28	19.28 (-) 100
Construction of Barrier Free Environment & Other Facilities for the Person with Physical Disability		---	---	2,55.14	---
		---	---	15.89	---

# 16 - DETAILED STATEMENT OF CAPITAL EXPENDITURE BY MINOR HEADS AND SUB-HEADS

		Expenditure during 2020-2021		Expenditure to end of 2020-2021	Expenditure during 2019-2020	Per Cent of Increase(+)/ Decrease(-) during the year
Nature of Expenditure		Charged/ Voted	Total			
(Figures in italics represent charged expenditure)				(In lakh of ₹)		
B.	CAPITAL ACCOUNT OF SOCIAL SERVICES – Contd.					
(e)	Capital Account of Welfare of Scheduled Castes, Scheduled Tribes and other Backward Classes – Contd.					
4225	Capital Outlay on Welfare of Scheduled Caste, Scheduled Tribes, Other Backward Classes & Minorities – Contd.					
02	Welfare of Scheduled Tribes – Concl'd.					
800	Other Expenditure					
	One Time Allocation (ACA)-Construction of All Weather Roads in SC/ST/OBC Areas					
	Central Share	---	---	4,79.82	4,79.82	(-) 100
	Repairing of Tribal Rest House	29.86	29.86	79.55	49.69	(-) 40
	Construction of Secretariat Building for Lalung (Tiwa) Autonomous Council	---	---	89.48	89.48	(-) 100
	Construction of Secretariat Building for Rabha Hasong Autonomous Council	---	---	1,06.37	1,06.37	(-) 100
Total - 800 Other Expenditure		29.86	29.86	12,06.14	7,44.64	(-) 96
Total - 02 Welfare of Scheduled Tribes		83.35	83.35	13,61.37	7,90.56	(-) 89
03	Welfare of Backward Classes					
190	Investments in Public Sector and Other Undertakings					
	Share Capital to Assam State Development Corporation Ltd. for O.B.C.	---	---	2,59.13	---	---
277	Education					
	Construction of Boys/ Girls Hostel for OBC					
	Construction of Boys Hostel for OBC	---	---	37.48	14.77	(-) 100
	Construction of Girls Hostel for OBC	---	---	53.45	16.15	(-) 100
Total - 277 Education		---	---	90.93	30.92	(-) 100

**16 - DETAILED STATEMENT OF CAPITAL EXPENDITURE BY MINOR HEADS AND SUB-HEADS**

Nature of Expenditure	Expenditure during 2020-2021		Expenditure to end of 2020-2021	Expenditure during 2019-2020	Per Cent of Increase(+)/ Decrease(-) during the year
	Charged/ Voted	Total			
(Figures in italics represent charged expenditure)		(In lakh of ₹)			
B. CAPITAL ACCOUNT OF SOCIAL SERVICES – Contd.					
(e) Capital Account of Welfare of Scheduled Castes, Scheduled Tribes and other Backward Classes – Concl'd.					
4225 Capital Outlay on Welfare of Scheduled Caste, Scheduled Tribes, Other Backward Classes & Minorities – Concl'd.					
03 Welfare of Backward Classes – Concl'd.					
800Other Expenditure					
		---	---	64.90	---
Upgradation of Community Center of Rowriah & Mezenga for Tea Garden		22.87	22.87	22.87	---
Construction of Community Hall cum Rangamacha to 50 Tea Garden @ 15.00 lakh		2,99.50	2,99.50	8,51.31	5,34.72
Construction of Girls Hostel for Tea Tribes		10.76	10.76	40.76	30.00
Construction of Boys Hostel for Tea Tribes		50.00	50.00	80.00	30.00
Total - 800 Other Expenditure		3,83.13	3,83.13	10,59.84	5,94.72
Total - 03 Welfare of Backward Classes		3,83.13	3,83.13	14,09.90	6,25.64
80 General					
800Other Expenditure					
Maintenance of Directorate of WPT & BC		---	---	29.19	---
Total - 80 General		---	---	29.19	---
Total - 4225		31,20.84	31,20.84	1,09,76.59	48,74.34
Total - (e) Capital Account of Welfare of Scheduled Castes, Scheduled Tribes and other Backward Classes		31,20.84	31,20.84	1,09,76.59	48,74.34

# 16 - DETAILED STATEMENT OF CAPITAL EXPENDITURE BY MINOR HEADS AND SUB-HEADS

Nature of Expenditure	Expenditure during 2020-2021		Expenditure to end of 2020-2021	Expenditure during 2019-2020	Per Cent of Increase(+)/ Decrease(-) during the year
	Charged/ Voted	Total			
	(Figures in italics represent charged expenditure)				
<b>B. CAPITAL ACCOUNT OF SOCIAL SERVICES – Contd.</b>					
<b>(g) Capital Account of Social Welfare and Nutrition</b>					
<b>4235 Capital Outlay on Social Security and Welfare</b>					
<b>02 Social Welfare</b>					
001 Direction and Administration					
Establishment	---	---	2.90	---	---
101 Welfare of Handicapped					
General	---	---	77.17	---	---
Scheduled Caste Component Plan	---	---	1.12	---	---
<b>Total - 101 Welfare of Handicapped</b>	---	---	<b>78.29</b>	---	---
104 Welfare of Aged, Infirm and Destitute					
Construction of Old Age House	---	---	1,32.85	---	---
796 Tribal Area Sub-Plan	---	---	1.45	---	---
800 Other Expenditure	---	---	1,76.51	---	---
<b>Total - 02 Social Welfare</b>	---	---	<b>3,92.00</b>	---	---
<b>60 Other Social Security and Welfare Programmes</b>					
200 Other Programmes					
Directorate of Sainik Welfare, Assam	---	---	4,50.00	---	---
<b>Total 60 Other Social Security and Welfare Programmes</b>	---	---	<b>4,50.00</b>	---	---
<b>Total - 4235</b>	---	---	<b>8,42.00</b>	---	---
<b>4236 Capital outlay on Nutrition</b>					
<b>80 General</b>					
800 Other Expenditure	---	---	47.00	---	---

**16 - DETAILED STATEMENT OF CAPITAL EXPENDITURE BY MINOR HEADS AND SUB-HEADS**

Nature of Expenditure	Expenditure during 2020-2021		Expenditure to end of 2020-2021	Expenditure during 2019-2020	Per Cent of Increase(+)/ Decrease(-) during the year
	Charged/ Voted	Total			
	(Figures in italics represent charged expenditure)				
<b>B. CAPITAL ACCOUNT OF SOCIAL SERVICES – Contd.</b>					
<b>(g) Capital Account of Social Welfare and Nutrition – Concl'd.</b>					
<b>4236 Capital outlay on Nutrition – Concl'd.</b>					
<b>80 General – Concl'd.</b>					
<b>Total - 80 General</b>	---	---	<b>47.00</b>	---	---
<b>Total - 4236</b>	---	---	<b>47.00</b>	---	---
<b>Total - (g) Capital A/C of Social Welfare and Nutrition</b>	---	---	<b>8,89.00</b>	---	---
<b>(h) Capital A/C of Other Social Services</b>					
<b>4250 Capital Outlay on Other Social Services</b>					
051 Construction					
Construction of ITI Building at Kalapahar in Guwahati	---	---	44.40	---	---
201 Labour					
Buildings					
Works	---	---	7.48	---	---
Establishment	---	---	18.47	---	---
Works	---	---	25.88	---	---
Labour Welfare					
Works	---	---	1,01.79	---	---
Extension/ Upgradation of Multistoried RCC Building					
Upgradation of Infrastructure	1,00.00	1,00.00	4,00.00	2,50.00	(-) 60
Construction of Permanent Office Premises	4,39.18	4,39.18	8,29.95	3,38.50	(+) 30
<b>Total - 201 Labour</b>	<b>5,39.18</b>	<b>5,39.18</b>	<b>13,83.57</b>	<b>5,88.50</b>	<b>(-) 8</b>

# 16 - DETAILED STATEMENT OF CAPITAL EXPENDITURE BY MINOR HEADS AND SUB-HEADS

Nature of Expenditure	Expenditure during 2020-2021		Expenditure to end of 2020-2021	Expenditure during 2019-2020	Per Cent of Increase(+)/ Decrease(-) during the year
	Charged/ Voted	Total			
	(Figures in italics represent charged expenditure)				
			(In lakh of ₹)		
<b>B. CAPITAL ACCOUNT OF SOCIAL SERVICES – Contd.</b>					
<b>(h) Capital Account of Other Social Services – Contd.</b>					
<b>4250 Capital Outlay on Other Social Services – Contd.</b>					
203Employment	---	---	1.63	---	---
Inspector of Steam Boiler Works	---	---	15.00	---	---
Craftman Building Works	---	---	2,24.89	---	---
Repair and Renovation	38.00	38.00	85.75	6.82	(+) 457
Skill City Development	---	---	2,00.00	---	---
Deep Tube Well at DECT & Chowkidar Quarter	---	---	12.00	---	---
Repair and Renovation of Employment Exchanges	---	---	4.97	---	---
Repair and Renovation of Existing Employment Exchanges	---	---	21.34	6.61	(-) 100
Renovation of Employment Exchanges	12.59	12.59	31.53	11.30	(+) 11
<b>Total - 203 Employment</b>	<b>50.59</b>	<b>50.59</b>	<b>6,15.66</b>	<b>24.73</b>	<b>(+) 105</b>
800Other Expenditure					
Upgradation of Government ITIs into Model ITIs					
Central Share	29.98	29.98	63.16	33.18	(-) 10
Setting up of North East Skill Centre in Collaboration with ITEES, Singapore	---	---	15,19.68	---	---
Repairing and Renovation and Old Buildings and also for New Building	2,21.00	2,21.00	6,36.09	2,78.58	(-) 21
Creation of 50 New ITIs & 50 New ITCs	---	---	1,01.63	---	---
ITI Kajalgaon					
Central Share	---	---	48.51	48.51	(-) 100
e-Lab Infrastructure in ITIs	77.96	77.96	1,04.38	14.87	(+) 424



# 16 - DETAILED STATEMENT OF CAPITAL EXPENDITURE BY MINOR HEADS AND SUB-HEADS

Nature of Expenditure	Expenditure during 2020-2021		Expenditure to end of 2020-2021	Expenditure during 2019-2020	Per Cent of Increase(+)/ Decrease(-) during the year
	Charged/ Voted	Total			
	(Figures in italics represent charged expenditure)				
			(In lakh of ₹)		
<b>B. CAPITAL ACCOUNT OF SOCIAL SERVICES – Concl.</b>					
<b>(h) Capital Account of Other Social Services – Concl.</b>					
<b>4250 Capital Outlay on Other Social Services – Concl.</b>					
800Other Expenditure – Concl.					
Enhancing Skill Development Infrastructure					
State Share	1,45.65	1,45.65	1,45.65	---	(+) 100
ACA/SPA - Strengthening of VTI in Assam ( Tied ACA)	30.10	30.10	5,01.81	2,00.01	(-) 85
Chief Minister’s Special Package including ABY					
Set-up of one Mini ITI in each Block for Development of Skill in Various Trade	---	---	4,32.30	4,32.30	(-) 100
Other Works each below Costing ₹ 5 crore	---	---	2,41.91	---	---
Construction of Departmental Office Building/ Office Building for Zonal/ Factory Office Bongaigaon	---	---	16.20	---	---
Execution of Miscellaneous Works related with Headquarter and Zonal Boilers Office Bongaigaon	---	---	15.00	---	---
Repairing and Renovation of ITI Building	9.86	9.86	18.99	9.13	(+) 8
Construction of Girl Hostel at ITI Women	27.90	27.90	63.52	35.62	(-) 22
Repair and Renovation of Existing ITI	17.86	17.86	47.58	14.73	(+) 21
Setting up of Special ITI for Divyangs	47.19	47.19	1,50.07	1,02.88	(-) 54
Upgradation of ITI Majuli into Model Skill Development Centre	---	---	40.00	34.49	(-) 100
<b>Total - 800 Other Expenditure</b>	<b>6,07.50</b>	<b>6,07.50</b>	<b>41,46.48</b>	<b>12,04.30</b>	<b>(-) 50</b>
<b>Total - 4250</b>	<b>11,97.27</b>	<b>11,97.27</b>	<b>61,90.11</b>	<b>18,17.53</b>	<b>(-) 34</b>
<b>Total - (h) Capital Account of Other Social Services</b>	<b>11,97.27</b>	<b>11,97.27</b>	<b>61,90.11</b>	<b>18,17.53</b>	<b>(-) 34</b>
<b>Total - B. CAPITAL ACCOUNT OF SOCIAL SERVICES</b>	<b>23,54,34.53</b>	<b>23,54,34.53</b>	<b>1,46,48,67.64</b>	<b>16,83,63.89</b>	<b>(+) 40</b>

**16 - DETAILED STATEMENT OF CAPITAL EXPENDITURE BY MINOR HEADS AND SUB-HEADS**

Nature of Expenditure	Expenditure during 2020-2021		Expenditure to end of 2020-2021	Expenditure during 2019-2020	Per Cent of Increase(+)/ Decrease(-) during the year
	Charged/ Voted	Total			
(Figures in italics represent charged expenditure)		(In lakh of ₹)			
C. CAPITAL ACCOUNT OF ECONOMIC SERVICES					
(a) Capital Account of Agriculture and Allied Activities					
4401 Capital Outlay on Crop Husbandry					
001 Direction and Administration					
Construction Works etc. in Different District	1.58	1.58	4,58.98	2,60.34	(-) 99
101 Farming Co-operatives	---	---	1.83	---	---
103 Seeds					
Scheme for fencing and other works in seed farms	---	---	40.49	---	---
Jute Seed Multiplication Farms Scheme	---	---	54.48	---	---
Total - 103 Seeds	---	---	94.97	---	---
104 Agricultural Farms	---	---	39.78	---	---
119 Horticulture and Vegetable Crops	---	---	1.38	---	---
190 Investments in Public Sector and Other Undertakings					
Assam Agro Industries Development Corporation Ltd. Guwahati	---	---	22,08.03	---	---
Assam Co-operative Central Land Mortgage Bank Ltd.	---	---	83.25	---	---
Assam Seed Corporation Ltd. Guwahati	---	---	1,24.80	---	---
Total - 190 Investments in Public Sector and Other Undertakings	---	---	24,16.08	---	---
800 Other Expenditure					
Rural Infrastructure Development Fund (R.I.D.F.)	1,74,87.63	1,74,87.63	2,18,55.63	38,88.00	(+) 350
Central Share	---	---	70,98.50	---	---

**16 - DETAILED STATEMENT OF CAPITAL EXPENDITURE BY MINOR HEADS AND SUB-HEADS**

Nature of Expenditure	Expenditure during 2020-2021		Expenditure to end of 2020-2021	Expenditure during 2019-2020	Per Cent of Increase(+)/ Decrease(-) during the year
	Charged/ Voted	Total			
	(Figures in italics represent charged expenditure)				
<b>C. CAPITAL ACCOUNT OF ECONOMIC SERVICES – Contd.</b>					
<b>(a) Capital Account of Agriculture and Allied Activities – Contd.</b>					
<b>4401 Capital Outlay on Crop Husbandry – Concl'd.</b>					
800Other Expenditure – Concl'd.					
Other Works Each below Costing ₹ 5 crore	---	---	59,97.75	---	---
WIF-Agriculture Cold Storage	5,79.04	5,79.04	13,21.45	7,42.41	(-) 22
Central Share	---	---	22,05.32	---	---
<b>Total - 800 Other Expenditure</b>	<b>1,80,66.67</b>	<b>1,80,66.67</b>	<b>3,84,78.65</b>	<b>46,30.41</b>	<b>(+) 290</b>
<b>Total - 4401</b>	<b>1,80,68.25</b>	<b>1,80,68.25</b>	<b>4,14,91.67</b>	<b>48,90.75</b>	<b>(+) 269</b>
<b>4402 Capital Outlay on Soil and Water Conservation</b>					
101Soil Survey and Testing					
General Survey & Testing	---	---	9.60	---	---
102Soil Conservation					
Common & Other Schemes	---	---	2,98.00	---	---
State Share-IWMP (WMP,NEC & Coffee Factory)	19,95.78	19,95.78	27,40.11	7,44.33	(+) 168
Protection of Reverine Land	2,51.53	2,51.53	7,38.97	2,60.49	(-) 3
Protection & Afforestation	86.53	86.53	7,75.11	5,87.42	(-) 85
Rural Infrastructure Development Fund ( RIDF)	3,60.28	3,60.28	48,28.03	1,93.09	(+) 87
RIDF XIX	---	---	4,91.62	---	---
Wetland Development Project at Batkuch NC, Doramari, Rowrang, Nazira, East Kapla, Bordoloni and Morangi, Goalpara, Jorhat, Barpeta, Nagaon & Golaghat at Kamrup District	2,32.65	2,32.65	11,40.56	4,63.89	(-) 50
<b>Total - 102 Soil Conservation</b>	<b>29,26.77</b>	<b>29,26.77</b>	<b>1,10,12.40</b>	<b>22,49.22</b>	<b>(+) 30</b>

**16 - DETAILED STATEMENT OF CAPITAL EXPENDITURE BY MINOR HEADS AND SUB-HEADS**

Nature of Expenditure	Expenditure during 2020-2021		Expenditure to end of 2020-2021	Expenditure during 2019-2020	Per Cent of Increase(+)/ Decrease(-) during the year
	Charged/ Voted	Total			
(Figures in italics represent charged expenditure)		(In lakh of ₹)			
C. CAPITAL ACCOUNT OF ECONOMIC SERVICES – Contd.					
(a) Capital Account of Agriculture and Allied Activities – Contd.					
4402 Capital Outlay on Soil and Water Conservation – Contd.					
190Investments in Public Sector and Other Undertakings					
Plantation Crop Development Corporation	---	---	3,90.71	---	---
203Land Reclamation and Development					
Gully Control Works	3,37.68	3,37.68	10,39.51	4,24.56	(-) 20
Land Improvement					
Land Development	2,80.70	2,80.70	8,88.43	5,70.48	(-) 51
Land Reclamation	2,24.43	2,24.43	9,73.16	6,86.77	(-) 67
Integrated Watershed Management Programme (IWMP)					
Central Share	---	---	1,15,03.00	---	---
Total - 203 Land Reclamation and Development	8,42.81	8,42.81	1,44,04.10	16,81.81	(-) 50
796Tribal Area Sub Plan					
Protection of Reverine Land	---	---	19.80	19.80	(-) 100
Land & Water Reclamation					
Land Development	11.24	11.24	19.24	8.00	(+) 41
Land Reclamation and Water Distribution	9.00	9.00	1,25.79	---	(+) 100
Total - 796 Tribal Area Sub Plan	20.24	20.24	1,64.83	27.80	(-) 27
800Other Expenditure					
Scheduled Caste Component Plan					
Land Reclamation and Water Distribution	13,68.17	13,68.17	15,46.22	4.41	(+)30924
Gully Control Works/ Rain Water Harvesting	---	---	32.81	---	---

# 16 - DETAILED STATEMENT OF CAPITAL EXPENDITURE BY MINOR HEADS AND SUB-HEADS

Nature of Expenditure	Expenditure during 2020-2021		Expenditure to end of 2020-2021	Expenditure during 2019-2020	Per Cent of Increase(+)/ Decrease(-) during the year
	Charged/ Voted	Total			
(Figures in italics represent charged expenditure)		(In lakh of ₹)			
C. CAPITAL ACCOUNT OF ECONOMIC SERVICES – Contd.					
(a) Capital Account of Agriculture and Allied Activities – Contd.					
4402 Capital Outlay on Soil and Water Conservation – Concl'd.					
800Other Expenditure – Concl'd.					
Total - 800 Other Expenditure		13,68.17	13,68.17	15,79.03	4.41 (+)30924
Total - 4402		51,57.99	51,57.99	2,75,60.67	39,63.24 (+) 30
4403 Capital Outlay on Animal Husbandry					
101Veterinary services and Animal Health		---	---	75.47	---
National Livestock Health and Disease Control Programme					
State Share for ESVHD		---	---	13,67.68	13.40 (-) 100
ESVHD (Establishment & Strengthening of existing Veterinary Hospitals and Dispensaries)-Central Share		---	---	8.33	---
ESVHD (Establishment & Strengthening of existing Veterinary Hospitals and Dispensaries)-State Share		---	---	2,09.02	---
ASCAD (Assistant to State for Control of Animal Disease)-Central Share		---	---	0.53	---
Total - 101 Veterinary services and Animal Health		---	---	16,61.03	13.40 (-) 100
102Cattle and Buffalo Development		---	---	18.96	---
Cattle Farms					
Infrastructure Development		1,86.92	1,86.92	12,53.80	3,45.13 (-) 46
Total - 102 Cattle and Buffalo Development		1,86.92	1,86.92	12,72.76	3,45.13 (-) 46
103Poultry Development		---	---	6.03	---

# 16 - DETAILED STATEMENT OF CAPITAL EXPENDITURE BY MINOR HEADS AND SUB-HEADS

Nature of Expenditure	Expenditure during 2020-2021		Expenditure to end of 2020-2021	Expenditure during 2019-2020	Per Cent of Increase(+)/ Decrease(-) during the year	
	Charged/ Voted	Total				
(Figures in italics represent charged expenditure)			(In lakh of ₹)			
C. CAPITAL ACCOUNT OF ECONOMIC SERVICES – Contd.						
(a) Capital Account of Agriculture and Allied Activities – Contd.						
4403 Capital Outlay on Animal Husbandry – Concl'd.						
106Other Live stock Development						
Scheme under RIDF (NABARD)		---	---	20,05.64	---	---
Construction of 100 nos. Veterinary Hospital/ Dispensaries		---	---	6,68.13	---	---
Construction of Veterinary Hospital & Other Departmental Institution		12,31.60	12,31.60	1,42,55.92	21,35.08	(-) 42
Total - 106 Other Live stock Development		12,31.60	12,31.60	1,69,29.69	21,35.08	(-) 42
190Investments in Public Sector and Other Undertakings						
Share Capital Contribution to Poultry Co-operatives		---	---	5.49	---	---
796Tribal Area Sub-Plan		---	---	10.79	---	---
Total - 4403		14,18.52	14,18.52	1,98,85.78	24,93.61	(-) 43
4404 Capital Outlay on Dairy Development						
102Dairy Development Projects						
General Development						
Establishment of 13 Units of Commercial Dairy Farming		---	---	30.00	---	---
Infrastructure Development		32.95	32.95	3,99.89	75.27	(-) 56
Total - 102 Dairy Development Projects		32.95	32.95	4,29.89	75.27	(-) 56
190Investments in Public Sector and Other Undertakings						
Share Capital Contribution to Dairy Co-operatives		---	---	16.47	---	---
192Milk Supply Scheme						
Procurement		26.76	26.76	26.76	---	(+) 100

---

**16 - DETAILED STATEMENT OF CAPITAL EXPENDITURE BY MINOR HEADS AND SUB-HEADS**


---

Nature of Expenditure	Expenditure during 2020-2021		Expenditure to end of 2020-2021	Expenditure during 2019-2020	Per Cent of Increase(+)/ Decrease(-) during the year	
	Charged/ Voted	Total				
(Figures in italics represent charged expenditure)			(In lakh of ₹)			
C. CAPITAL ACCOUNT OF ECONOMIC SERVICES – Contd.						
(a) Capital Account of Agriculture and Allied Activities – Contd.						
4404 Capital Outlay on Dairy Development – Concl'd.						
195Investment in Dairy Co-operatives						
Share Capital Contribution to Dairy Co-operatives	---	---	1,50.00	---	---	
796Tribal Area Sub-Plan	---	---	36.02	---	---	
800Other Expenditure						
Share Capital Contribution to Dairy Co-operatives	---	---	1,99.00	---	---	
Total - 4404	59.71	59.71	8,58.14	75.27	(-) 21	
4405 Capital Outlay on Fisheries						
001Direction and Administration						
Renovation and Refurnishment of Directorate of Fisheries, Guwahati, Assam Including Provision of Lift	---	---	69.40	---	---	
051Construction						
Construction of Directorate Complex	---	---	18.34	---	---	

**16 - DETAILED STATEMENT OF CAPITAL EXPENDITURE BY MINOR HEADS AND SUB-HEADS**

Nature of Expenditure	Expenditure during 2020-2021		Expenditure to end of 2020-2021	Expenditure during 2019-2020	Per Cent of Increase(+)/ Decrease(-) during the year
	Charged/ Voted	Total			
	(Figures in italics represent charged expenditure)				
C. CAPITAL ACCOUNT OF ECONOMIC SERVICES – Contd.					
(a) Capital Account of Agriculture and Allied Activities – Contd.					
4405 Capital Outlay on Fisheries – Contd.					
101 Inland Fisheries					
Fish and Fish Seed Farming	---	---	1,00.00	1,00.00	(-) 100
Matsya Jagaran-Ghare Ghare Maach Ghare Ghare Pukuri - Construction of New Individual Pond and Fish Culture	---	---	4,80.17	22.89	(-) 100
Matsya Jagaran-Ghare Ghare Maach Ghare Ghare Pukuri - Input Cost for New Individual Pond Constructed during 2016-17	---	---	50.38	---	---
Seed Bank Programme - Construction of New Individual Pond for Fish Seed Rearing	---	---	1,93.52	62.10	(-) 100
Majuli Development Programme - Construction of New Individual Pond for Fish Seed Rearing	---	---	28.04	---	---
Majuli Development Programme - Fish cum Pig Culture in existing Pond after Renovation	---	---	80.63	---	---
Input for Fish and Fish Seed Production in Departmental Farm	9.10	9.10	61.80	9.99	(-) 9
Share Capital Contribution to Assam Fisheries Development Corporation	---	---	7.50	---	---
Total - 101 Inland Fisheries	9.10	9.10	10,02.03	1,94.98	(-) 95
103 Marine Fisheries	---	---	26.17	---	---
105 Processing, Preservation and Marketing					
Marketing & Transport of Fish	---	---	71.16	71.16	(-) 100
Hygienic Fish Market Constructed	29.50	29.50	94.46	64.96	(-) 55
Total - 105 Processing, Preservation and Marketing	29.50	29.50	1,65.62	1,36.12	(-) 78



# 16 - DETAILED STATEMENT OF CAPITAL EXPENDITURE BY MINOR HEADS AND SUB-HEADS

Nature of Expenditure	Expenditure during 2020-2021		Expenditure to end of 2020-2021	Expenditure during 2019-2020	Per Cent of Increase(+)/ Decrease(-) during the year
	Charged/ Voted	Total			
	(Figures in italics represent charged expenditure)				
C. CAPITAL ACCOUNT OF ECONOMIC SERVICES – Contd.					
(a) Capital Account of Agriculture and Allied Activities – Contd.					
4405 Capital Outlay on Fisheries – Concl'd.					
190Investments in Public Sector and Other Undertakings					
Share Capital Contribution to Assam Fisheries Development Corporation	---	---	1,04.94	---	---
191Fishermen's Co-operatives	---	---	15.74	---	---
800Other expenditure					
Scheduled Caste Component Plan					
Share Capital contribution to Primary Fisherman Co-operatives	---	---	10.00	---	---
Share Capital Contribution to FISHFED	---	---	59.06	---	---
Fish and Fish Seed Farming	---	---	1,02.39	61.60	(-) 100
Other Works each below Costing ₹ 5 crore	---	---	79.21	---	---
Assam Rural Infrastructure Development Fund ( RIDF) - NABARDs Loan Component					
Development of Beel/ Dead River Course	8,70.52	8,70.52	91,64.82	20,59.55	(-) 58
Total - 800 Other expenditure	8,70.52	8,70.52	94,15.48	21,21.15	(-) 59
Total - 4405	9,09.12	9,09.12	1,08,17.72	24,52.25	(-) 63
4406 Capital Outlay on Forestry and Wild Life					
01 Forestry					
005Survey and Utilization of Forest Resources					
Survey & Extension of Forest	49.11	49.11	71.16	4.81	(+) 921

**16 - DETAILED STATEMENT OF CAPITAL EXPENDITURE BY MINOR HEADS AND SUB-HEADS**

Nature of Expenditure	Expenditure during 2020-2021		Expenditure to end of 2020-2021	Expenditure during 2019-2020	Per Cent of Increase(+)/ Decrease(-) during the year
	Charged/ Voted	Total			
(Figures in italics represent charged expenditure)		(In lakh of ₹)			
C. CAPITAL ACCOUNT OF ECONOMIC SERVICES – Contd.					
(a) Capital Account of Agriculture and Allied Activities – Contd.					
4406 Capital Outlay on Forestry and Wild Life – Contd.					
01 Forestry – Contd.					
070Communication and Buildings	---	---	1,49.30	---	---
Buildings	8,99.58	8,99.58	43,00.62	18,09.38	(-) 50
Interpretation Center-cum-Forest Museum at Manas and Joypur (Dehing Patkai)	4,67.11	4,67.11	4,67.11	---	(+) 100
Directorate Forest Building	---	---	22.60	---	---
Roads & Bridges	27,60.53	27,60.53	90,11.53	24,98.58	(+) 10
Communication for General Areas (Roads & Bridges)	30.14	30.14	72.14	---	(+) 100
Total - 070 Communication and Buildings	41,57.36	41,57.36	1,40,23.30	43,07.96	(-) 4
101Forest Conservation, Development and Regeneration	---	---	54.67	---	---
Timber Removed by Government Agencies	3.40	3.40	5.96	1.38	(+) 146
Forest Protection Force	60.71	60.71	1,85.62	6.70	(+) 806
Amenities to Forest Staff & Labourer	1,73.51	1,73.51	3,12.47	46.88	(+) 270
Total - 101 Forest Conservation, Development and Regeneration	2,37.62	2,37.62	5,58.72	54.96	(+) 332
102Social and Farm Forestry					
Social Forestry	3,64.47	3,64.47	8,62.12	1,75.42	(+) 108
105Forest Produce					
Plywood Plantation	56.05	56.05	1,84.13	33.31	(+) 68
Medicinal and Aromatic Plants Garden	14.25	14.25	45.80	4.79	(+) 197
Teakwood Plantation	---	---	93.36	---	---

# 16 - DETAILED STATEMENT OF CAPITAL EXPENDITURE BY MINOR HEADS AND SUB-HEADS

Nature of Expenditure	Expenditure during 2020-2021		Expenditure to end of 2020-2021	Expenditure during 2019-2020	Per Cent of Increase(+)/ Decrease(-) during the year
	Charged/ Voted	Total			
(Figures in italics represent charged expenditure)		(In lakh of ₹)			
C. CAPITAL ACCOUNT OF ECONOMIC SERVICES – Contd.					
(a) Capital Account of Agriculture and Allied Activities – Contd.					
4406 Capital Outlay on Forestry and Wild Life – Concl'd.					
01 Forestry – Concl'd.					
105Forest Produce – Concl'd.					
Plantation of Quickgrowing Species	3,15.17	3,15.17	9,23.19	82.86	(+) 280
Rehabilitation of Degraded Forest	81.51	81.51	2,37.17	26.86	(+) 203
Total - 105 Forest Produce	4,66.98	4,66.98	14,83.65	1,47.82	(+) 216
190Investments in Public Sector and Other Undertakings					
The Assam Saw Mills & Timber Company Ltd.	---	---	5.00	---	---
911Deduct-Recoveries of Overpayments	---	---	(-)1,41.38	---	---
Total - 01 Forestry	52,75.54	52,75.54	1,68,62.57	46,90.97	(+) 12
02 Environmental Forestry and Wild Life					
110Wild Life					
Development of Other Wildlife Areas	40.15	40.15	85.94	15.89	(+) 153
111Zoological Park					
State Zoo	98.04	98.04	98.04	---	(+) 100
112Public Gardens					
Botanical Garden (Zoo)	49.84	49.84	1,23.29	11.22	(+) 344
Total - 02 Environmental Forestry and Wild Life	1,88.03	1,88.03	3,07.27	27.11	(+) 594
Total - 4406	54,63.57	54,63.57	1,71,69.84	47,18.08	(+) 16

**16 - DETAILED STATEMENT OF CAPITAL EXPENDITURE BY MINOR HEADS AND SUB-HEADS**

Nature of Expenditure	Expenditure during 2020-2021		Expenditure to end of 2020-2021	Expenditure during 2019-2020	Per Cent of Increase(+)/ Decrease(-) during the year
	Charged/ Voted	Total			
(Figures in italics represent charged expenditure)			(In lakh of ₹)		
C. CAPITAL ACCOUNT OF ECONOMIC SERVICES – Contd.					
(a) Capital Account of Agriculture and Allied Activities – Contd.					
4407 Capital Outlay on Plantations					
01 Tea					
190Investments in Public Sector and Other Undertakings					
Assam Tea Corporation Ltd. Guwahati					
Assam Tea Traders & Exporters Ltd.					
Total - 190 Investments in Public Sector and Other Undertakings					
Total - 01 Tea					
Total - 4407					
4408 Capital Outlay on Food Storage and Warehousing					
01 Food					
101Procurement and Supply					
800Other Expenditure					
Construction of Food Storage Godown					
District Godown					
Infrastructure Development of Legal Metrology					
Consumer Court Building					
Central Share					
Construction of Boundary Wall of CLM Office Campus at Ulubari Guwahati, Phase-1:80 Meter (Total Length of the Wall is 200 Meter)					
Total - 800 Other Expenditure					

# 16 - DETAILED STATEMENT OF CAPITAL EXPENDITURE BY MINOR HEADS AND SUB-HEADS

Nature of Expenditure	Expenditure during 2020-2021		Expenditure to end of 2020-2021	Expenditure during 2019-2020	Per Cent of Increase(+)/ Decrease(-) during the year
	Charged/ Voted	Total			
	(Figures in italics represent charged expenditure)				
C. CAPITAL ACCOUNT OF ECONOMIC SERVICES – Contd.					
(a) Capital Account of Agriculture and Allied Activities – Contd.					
4408 Capital Outlay on Food Storage and Warehousing – Contd.					
01 Food – Concl.					
Total - 01 Food		17.12	17.12	8,97.59	6,62.93 (-) 97
02 Storage and Warehousing					
190Investments in Public Sector and Other Undertakings					
Share Capital Contribution to Assam State Warehousing Co-operation		---	---	20,41.80	---
800Other Expenditure					
Cold Storage & Godown		---	---	7,82.50	---
Spill Over ACA/SPA		---	---	2,00.00	---
Share Capital Participation to LAMPS		---	---	4,16.53	---
Other Works each below Costing ₹ 5 crore		---	---	1,00.00	---
Total - 800 Other Expenditure		---	---	16,19.50	---
Total - 02 Storage and Warehousing		---	---	36,61.30	---
Total - 4408		17.12	17.12	45,58.89	6,62.93 (-) 97
4415 Capital Outlay on Agricultural Research and Education					
05 Fisheries					
277Education		---	---	65.00	---
Total - 05 Fisheries		---	---	65.00	---
Total - 4415		---	---	65.00	---

# 16 - DETAILED STATEMENT OF CAPITAL EXPENDITURE BY MINOR HEADS AND SUB-HEADS

Nature of Expenditure	Expenditure during 2020-2021		Expenditure to end of 2020-2021	Expenditure during 2019-2020	Per Cent of Increase(+)/ Decrease(-) during the year
	Charged/ Voted	Total			
	(Figures in italics represent charged expenditure)				
<b>C. CAPITAL ACCOUNT OF ECONOMIC SERVICES – Contd.</b>					
<b>(a) Capital Account of Agriculture and Allied Activities – Contd.</b>					
<b>4416 Investments in Agricultural Financial Institution</b>					
190Investments in Public Sector and Other Undertakings					
Assam Co-operative Central Land Mortgage Bank Ltd.	---	---	99.62	---	---
<b>Total - 4416</b>	---	---	<b>99.62</b>	---	---
<b>4425 Capital Outlay on Co-operation</b>					
001Direction and Administration					
Headquarters Organisation	---	---	2,45.79	49.42	(-) 100
106Investments in Multi-Purpose Rural Co-operatives	---	---	13,06.49	---	---
Share Capital Contribution to GPSS	---	---	10.00	---	---
107Investments in Credit Co-operatives					
Share Capital Contribution to Urban & Industrial Co-operative Bank	---	---	10,60.22	---	---
Share Capital Contribution to Central Land Mortgage Bank (ASCARD Bank)	---	---	4,06.00	---	---
Share Capital Contribution to Credit Co-operatives/ Co-operative Banks	---	---	10,70.99	---	---
<b>Total - 107 Investments in Credit Co-operatives</b>	---	---	<b>25,37.21</b>	---	---
108Investments in other Co-operatives					
Share Capital Contribution to Other Co-operative Societies	---	---	9,38.80	---	---
Share Capital Contribution to Women Co-operative	---	---	1,13.00	---	---
Share Capital Contribution to Labour Co-operatives	---	---	1,11.64	---	---
Share Capital Contribution to Farming Co-operatives	---	---	60.39	---	---
Share Capital Contribution to Warehousing & Marketing Co-operatives	---	---	4,74.57	---	---
Share Capital Contribution to Processing Co-operatives	---	---	12,99.99	---	---
Subsidy to Primary Dairy Co-operatives	---	---	13.00	---	---

**16 - DETAILED STATEMENT OF CAPITAL EXPENDITURE BY MINOR HEADS AND SUB-HEADS**

Nature of Expenditure	Expenditure during 2020-2021			Per Cent of Increase(+)/ Decrease(-) during the year
	Charged/ Voted	Total	Expenditure to end of 2020-2021	Expenditure during 2019-2020
<i>(Figures in italics represent charged expenditure)</i>			<i>(In lakh of ₹)</i>	
<b>C. CAPITAL ACCOUNT OF ECONOMIC SERVICES – Contd.</b>				
<b>(a) Capital Account of Agriculture and Allied Activities – Contd.</b>				
<b>4425 Capital Outlay on Co-operation – Contd.</b>				
108 Investments in other Co-operatives – Concl'd.				
Share Capital Contribution to Fishermen Co-operatives	---	---	91.44	---
Share Capital Contribution to Co-operative Sugar Mills	---	---	3,08.70	---
Share Capital Contribution to Co-operative Spinning Mills	---	---	20.50	---
Share Capital Contribution to Industrial Co-operatives	---	---	10,42.54	---
Share Capital Contribution to Consumers Co-operative	---	---	3,24.51	---
<b>Total - 108 Investments in other Co-operatives</b>	---	---	<b>47,99.08</b>	---
190 Investments in Public Sector and Other Undertakings				
Assistance to Assam Co-operative Jute Mills				
Jute Mill	3,32.52	3,32.52	3,32.52	--- (+) 100
Share Capital Contribution to Other Co-operative Societies	---	---	1,39.58	---
Share Capital Contribution to STATFED	---	---	6.36	---
Share Capital Contribution to APOL	---	---	35.00	---
Share Capital Contribution to Farming Co-operatives	---	---	4.10	---
Share Capital Contribution to Processing Co-operatives	---	---	34.29	---
Subsidy to Primary Dairy Co-operatives	---	---	4.04	---
Share Capital Contribution to Co-operative Spinning Mills	---	---	15.00	---
Share Capital Contribution to Gaon Panchayat level Multipurpose Co-operative Societies	---	---	53.11	---
Share Capital Contribution to Industrial co-operatives	---	---	2.00	---
<b>Total - 190 Investments in Public Sector and Other Undertakings</b>	<b>3,32.52</b>	<b>3,32.52</b>	<b>6,26.00</b>	<b>--- (+) 100</b>

**16 - DETAILED STATEMENT OF CAPITAL EXPENDITURE BY MINOR HEADS AND SUB-HEADS**

Nature of Expenditure	Expenditure during 2020-2021		Expenditure to end of 2020-2021	Expenditure during 2019-2020	Per Cent of Increase(+)/ Decrease(-) during the year
	Charged/ Voted	Total			
(Figures in italics represent charged expenditure)			(In lakh of ₹)		
C. CAPITAL ACCOUNT OF ECONOMIC SERVICES – Contd.					
(a) Capital Account of Agriculture and Allied Activities – Concl'd.					
4425 Capital Outlay on Co-operation – Concl'd.					
190Investments in Public Sector and Other Undertakings					
796Tribal Area Sub Plan	---	---	1,18.52	---	---
Share Capital Contribution to Women Co-operative	---	---	6.00	---	---
800Other Expenditure	---	---	1,53.59	---	---
Scheduled Caste Component Plan					
Share Capital Contribution to GPSS	---	---	43.00	---	---
Construction of Staff Quarter	---	---	1,25.95	---	---
Warehouse Infrastructure Fund					
Co-operation Warehouse/ Cold Storage	---	---	7,09.02	2,34.84	(-) 100
Construction of Food Process Unit at Diphu	---	---	61.17	---	---
Assam Rural Infrastructure Development Fund ( RIDF)	10,94.49	10,94.49	18,76.75	---	(+) 100
Central Share	---	---	15,69.07	---	---
State Share	---	---	5,32.51	---	---
Total - 800 Other Expenditure	10,94.49	10,94.49	50,71.06	2,34.84	(+) 366
Total - 4425	14,27.01	14,27.01	1,47,20.16	2,84.26	(+) 402
Total - (a) Capital Account of Agriculture and Allied Activities	3,25,21.29	3,25,21.29	13,77,92.16	1,95,40.40	(+) 66



# 16 - DETAILED STATEMENT OF CAPITAL EXPENDITURE BY MINOR HEADS AND SUB-HEADS

Nature of Expenditure		Expenditure during 2020-2021		Expenditure to end of 2020-2021	Expenditure during 2019-2020	Per Cent of Increase(+)/ Decrease(-) during the year
		Charged/ Voted	Total			
		(Figures in italics represent charged expenditure)		(In lakh of ₹)		
C. CAPITAL ACCOUNT OF ECONOMIC SERVICES – Contd.						
(b) Capital Account of Rural Development						
4515	Capital Outlay on other Rural Development Programmes	---	---	19.29	---	---
103	Rural Development					
Total - 4515		---	---	19.29	---	---
Total - (b) Capital Account of Rural Development		---	---	19.29	---	---
(c) Capital Account of Special Areas Programme						
4551 Capital Outlay on Hill Areas						
60	Other Hill Areas					
800	Other Expenditure	---	---	24.51	---	---
Total - 60 Other Hill Areas		---	---	24.51	---	---
Total - 4551		---	---	24.51	---	---
4552 Capital Outlay on North Eastern Areas						
001	Direction and Administration	---	---	50.75	---	---
052	Machinery & Equipment					
	Public Works	---	---	40,70.64	---	---
101	Veterinary Services & Animal Health	---	---	6.16	---	---
120	Fisheries Co-operatives					
	North-Eastern Regional Aquarium-Cum-Museum at Guwahati	---	---	32,52.01	---	---
190	Investments in Public Sector and Other Undertakings					
	Development of Inland Water Transport including Creation of Capital Assets	---	---	1,11.39	---	---
201	Agriculture and Allied Programme					
	Agriculture	---	---	1,24.09	---	---

**16 - DETAILED STATEMENT OF CAPITAL EXPENDITURE BY MINOR HEADS AND SUB-HEADS**

Nature of Expenditure	Expenditure during 2020-2021		Expenditure to end of 2020-2021	Expenditure during 2019-2020	Per Cent of Increase(+)/ Decrease(-) during the year
	Charged/ Voted	Total			
(Figures in italics represent charged expenditure)			(In lakh of ₹)		
C. CAPITAL ACCOUNT OF ECONOMIC SERVICES – Contd.					
(c) Capital Account of Special Areas Programme – Contd.					
4552 Capital Outlay on North Eastern Areas – Contd.					
202 Water and Power Development					
Other Expenditure	---	---	6,55.60	---	---
Installation of Reactor at Samaguri/ Mariani	---	---	2,78.40	---	---
Command Area Development	---	---	20.30	---	---
Irrigation	---	---	40.09	---	---
Total - 202 Water and Power Development	---	---	9,94.39	---	---
203 Industries and Minerals Village & Small Industries					
Industries & Minerals	---	---	22.32	---	---
204 Transport & Communication					
Roads & Bridges	---	---	22,77.53	---	---
Other Works each below Costing ₹ 5 crore	---	---	78,06.24	---	---
Inter State Roads	---	---	36,16.06	---	---
Transport & communication	---	---	1,11,68.83	---	---
Total - 204 Transport & Communication	---	---	2,48,68.66	---	---
205 Manpower Development					
Fellowship & Academic Programme	---	---	1.25	---	---
206 Social & Community Services					
Anti-Erosion					
Controlling of Gainodi for Protection of Rail and Road	---	---	1,78.75	---	---
Communication to Arunachal Pradesh					
Regional Dental College (RDC), Guwahati	---	---	25.14	---	---

**16 - DETAILED STATEMENT OF CAPITAL EXPENDITURE BY MINOR HEADS AND SUB-HEADS**

Nature of Expenditure	Expenditure during 2020-2021		Expenditure to end of 2020-2021	Expenditure during 2019-2020	Per Cent of Increase(+)/ Decrease(-) during the year
	Charged/ Voted	Total			
(Figures in italics represent charged expenditure)		(In lakh of ₹)			
C. CAPITAL ACCOUNT OF ECONOMIC SERVICES – Contd.					
(c) Capital Account of Special Areas Programme – Contd.					
4552 Capital Outlay on North Eastern Areas – Contd.					
206Social & Community Services – Concl'd.					
Others	---	---	1,76.00	---	---
Medical	---	---	87.49	---	---
Support to Gauhati Medical College	---	---	1,24.03	---	---
Regional Nursing College - Health Department	---	---	32.00	---	---
Establishment of Regional Institute of TB and Respiratory Diseases Attach to Assam Medical College Dibrugarh	---	---	59.44	---	---
Establishment of Regional Institution of Communicable Diseases AMC, Dibrugarh	---	---	93.90	---	---
Interstate Bus Terminus at Guwahati (G.D.D. Department)	---	---	1,50.00	---	---
Interstate Bus Terminus at Silchar (T&CP Department)	---	---	6.50	---	---
Infrastructural Support to Dr. J.K. Saikia Homeopathic Medical College, Jorhat	---	---	35.00	---	---
Development of Infrastructure of Government Ayurvedic College, Jalukbari, Guwahati	---	---	49.96	---	---
Construction of Paying Cabin at A.M.C. Dibrugarh, G.M.C. Ghy, & S.M.C. Silchar	---	---	29.99	---	---
Assam Engineering College (Girls Hostel) Jalukbari, Guwahati.	---	---	35.70	---	---
Provision for State Share (NEC)	---	---	51,58.76	---	---
Public Works Department	---	---	90.24	---	---
Other Scocial & Community Services	---	---	24,20.25	---	---
Total - 206 Social & Community Services	---	---	87,53.15	---	---

---

**16 - DETAILED STATEMENT OF CAPITAL EXPENDITURE BY MINOR HEADS AND SUB-HEADS**


---

Nature of Expenditure	Expenditure during 2020-2021		Expenditure to end of 2020-2021	Expenditure during 2019-2020	Per Cent of Increase(+)/ Decrease(-) during the year
	Charged/ Voted	Total			
(Figures in italics represent charged expenditure)		(In lakh of ₹)			
C. CAPITAL ACCOUNT OF ECONOMIC SERVICES – Contd.					
(c) Capital Account of Special Areas Programme – Contd.					
4552 Capital Outlay on North Eastern Areas – Contd.					
208 Animal Husbandry & Veterinary Department					
Strengthening of State Central Duck Breeding Farm cum Research Station at Kaliabor	---	---	33,34.29	---	---
209 Environment and Forest Department					
Other Expenditure					
Bridging Infrastructure in Forestry Sector	---	---	68.78	---	---
Total - 209 Environment and Forest Department					
	---	---	68.78	---	---
211 Health & Family Welfare					
Expansion of Regional Dental College, Guwahati	---	---	6,81.64	---	---
Support to Medical College for Construction of Paying Cabins at AMC,GMC and SMC	---	---	48.99	---	---
Strengthening of Orthopaedics Department at Gauhati Medical College, Guwahati	---	---	9,41.20	---	---
Regional Nursing College (RNC), Guwahati	---	---	6,32.32	---	---
Establishment of Regional Institute of TB and Respiratory Diseases at Assam Medical College, Dibrugarh	---	---	1,97.45	---	---
Establishment of Regional Institute of Communicable Diseases at Assam Medical College, Dibrugarh	---	---	21.33	---	---
Infrastructural Support to Dr. J.K. Saikia Homeopathic Medical College, Jorhat	---	---	1,20.25	---	---
Development of Infrastructure of Government Ayurvedic College, Jalukbari, Guwahati	---	---	1,45.70	---	---

**16 - DETAILED STATEMENT OF CAPITAL EXPENDITURE BY MINOR HEADS AND SUB-HEADS**

Nature of Expenditure	Expenditure during 2020-2021		Expenditure to end of 2020-2021	Expenditure during 2019-2020	Per Cent of Increase(+)/ Decrease(-) during the year
	Charged/ Voted	Total			
	(Figures in italics represent charged expenditure)				
C. CAPITAL ACCOUNT OF ECONOMIC SERVICES – Contd.					
(c) Capital Account of Special Areas Programme – Contd.					
4552 Capital Outlay on North Eastern Areas – Contd.					
211 Health & Family Welfare – Concl'd.					
Support for Additional Facilities for Special & Super Specialisation in Medical Science	---	---	2,30.21	---	---
Assam Medical College, Dibrugarh	---	---	2,92.67	---	---
Gauhati Medical College, Guwahati	---	---	6,05.34	---	---
Silchar Medical College, Silchar	---	---	4,44.11	---	---
Construction of Paying Cabin at A.M.C. Dibrugarh, G.M.C. Guwahati, & S.M.C. Silchar	---	---	2,01.79	---	---
Establishment of Modern Burn Care Centre at Nemcare Hospital, Guwahati	---	---	2,70.00	---	---
Construction of Medical College at Nalbari					
Central Share	---	---	76,13.56	63,59.51	(-) 100
Passenger Hospital Lift at T.B Building , AMC	---	---	3.50	---	---
Construction of Vertical Extension of 1st, 2nd & 3rd Floor of MDS Building at RDC, Guwahati	---	---	1,61.82	---	---
Provision for State Share of Non-Lapsable Central Pool of Resource (NLCPR) Project					
State Share	10,09.32	10,09.32	27,48.21	17,38.89	(-) 42
Construction of 100 Bedded Hospital at Sonari	---	---	74.99	---	---
Total - 211 Health & Family Welfare	10,09.32	10,09.32	1,54,35.08	80,98.40	(-) 88
212 Public Works Department	---	---	49.34	---	---
Other Expenditure					
Road from Hatichherra Dudpatil-Mudranamukh	---	---	1.07	---	---

**16 - DETAILED STATEMENT OF CAPITAL EXPENDITURE BY MINOR HEADS AND SUB-HEADS**

Nature of Expenditure	Expenditure during 2020-2021		Expenditure to end of 2020-2021	Expenditure during 2019-2020	Per Cent of Increase(+)/ Decrease(-) during the year
	Charged/ Voted	Total			
	(Figures in italics represent charged expenditure)				
C. CAPITAL ACCOUNT OF ECONOMIC SERVICES – Contd.					
(c) Capital Account of Special Areas Programme – Contd.					
4552 Capital Outlay on North Eastern Areas – Contd.					
212Public Works Department – Contd.					
Roads & Bridges	---	---	11,41,76.82	---	---
Central Share	5,88.05	5,88.05	21,00.79	4,15.78	(+) 41
Construction of RCC Bridges No. 1/1 over River Pota on Hajo-Nalbari with Approach Road in Baska District	---	---	1,06.92	---	---
Construction of RCC Bridges No.1/1 on Mohmorja-Kuruabahi via Babejia Road over River Kolong in Nagaon District (NLCPR)	---	---	44.15	---	---
Construction of RCC Bridges No. 2/1 & 4/1 on Raha-Barapujia-Morigaon Road under Rural Road Division with Approaches in Nagaon District (NLCPR)	---	---	52.49	---	---
Construction of RCC Bridges No. 7/1 on Sissibargaon-Amguri Road over River Singimari in Dhemaji District (NLCPR)	---	---	45.77	---	---
Central Share	45.82	45.82	2,29.12	1,83.30	(-) 75
Construction of RCC Bridges No. 57/17 & 15/2 on Gouri Sagar to Moran Road & Naharkatia Tingkhong Road (NLCPR)	---	---	15.10	---	---
Central Share	---	---	57.71	---	---
Construction of Road Side Drain cum Footpath and Road Street Light illumination in NaharkatiaTown in Dibrugarh District (NLCPR)	---	---	40.00	---	---
Construction of RCC Bridges No. 2/2 & 2/3 on Shyamaprasadpur to Dossgram via Swapnargul Road over Stream Singrai Katakhal in Cachar District (NLCPR)	---	---	45.79	---	---
Central Share	---	---	2,04.38	---	---
Construction of RCC Bridges No. 18/2 over Stream Bahinigaon & Bridge No. 19/1 over River Kachikata on Laluk Narayanpur Road in Lakhimpur District (NLCPR)	---	---			

# 16 - DETAILED STATEMENT OF CAPITAL EXPENDITURE BY MINOR HEADS AND SUB-HEADS

Nature of Expenditure	Expenditure during 2020-2021		Expenditure to end of 2020-2021	Expenditure during 2019-2020	Per Cent of Increase(+)/ Decrease(-) during the year
	Charged/ Voted	Total			
	(Figures in italics represent charged expenditure)				
C. CAPITAL ACCOUNT OF ECONOMIC SERVICES – Contd.					
(c) Capital Account of Special Areas Programme – Contd.					
4552 Capital Outlay on North Eastern Areas – Contd.					
212Public Works Department – Contd.					
MT&BT of Road from Fakharuddin Ali Ahmed Path to Dol Gobindapur via Nalbari Hindu Smashan, Nalbari alongwith Slab Culverts (MP) (NLCPR)	---	---	40.00	---	---
Construction of RCC Bridge No. 26/3 on Samar Ali Das Road in Karbi Anglong District in Assam	---	---	12.80	---	---
Provision for State Share of NEC Project					
State Share	1,66.18	1,66.18	7,52.86	4,86.51	(-) 66
Provision for State Share of NLCPR Project					
State Share	3,57.46	3,57.46	21,88.15	7,20.64	(-) 50
North Eastern Special Infrastructure Development Scheme (NESIDS)					
Construction of 3 Lane Road Over Bridge at Jorhat in replacement of Railway Gate No. ST. 58 on No.Ali, Jorhat	13,61.36	13,61.36	22,18.99	8,57.63	(+) 59
Construction of RCC Bridge No. 3/1 (L=160.94 m) over River Dikhow at Chiripuria Ghat alongwith road from Chiripuria via Azanpeer Dorgah Road to NH-37 (528th k.m)	3,52.37	3,52.37	3,52.37	---	(+) 100
Construction of Double Lane Road from Lanka to Umrangshu via Diyungmukh, Halflong Tinali and Panimur	8,45.61	8,45.61	8,45.61	---	(+) 100
Construction of RCC Bridge No. 32/1 on old A.T. Road including approaches in Goalpara District (NLCPR)					
Central Share	25.13	25.13	1,44.00	1,11.52	(-) 77
Zoo Japarigog Road (NLCPR)					
Central Share	---	---	14.40	---	---

**16 - DETAILED STATEMENT OF CAPITAL EXPENDITURE BY MINOR HEADS AND SUB-HEADS**

Nature of Expenditure	Expenditure during 2020-2021		Expenditure to end of 2020-2021	Expenditure during 2019-2020	Per Cent of Increase(+)/ Decrease(-) during the year
	Charged/ Voted	Total			
	(Figures in italics represent charged expenditure)				
			(In lakh of ₹)		
C. CAPITAL ACCOUNT OF ECONOMIC SERVICES – Contd.					
(c) Capital Account of Special Areas Programme – Contd.					
4552 Capital Outlay on North Eastern Areas – Contd.					
212Public Works Department – Contd.					
Construction of RCC Bridge No. 1/1 over River Doomdoma on Old A.T. Road in Tinsukia District (NLCPR)	---	---	53.09	---	---
Central Share	---	---	83.46	---	---
Construction of ROB at Dhing Gate on Nagaon Buragaon Via Dhing in Nagaon District	---	---	3,65.25	---	---
Improvement of Chenchorie Elgin Road including Major RCC Bridge over River Ghagra (NLCPR)	---	---	1,96.16	---	---
Construction of Mahmora Road with a RCC Bridge at 9/2 in Sibsagar District (NLCPR)	---	---	80.15	---	---
Central Share	27.48	27.48	61.79	34.31	(-) 20
Construction of RCC Bridge & Slab Culverts by Replacing Old Bridges and Slab Culverts on Kamarbandha Road up to 22nd K.M. (NLCPR)	---	---	2,48.55	---	---
Central Share	1.96	1.96	1.96	---	(+) 100
Construction of Banamali Tiniali to Rangagarah Tiniali with RCC Bridge No.2/2	---	---	7,76.62	---	---
over River Disang and Bridge No. 8/2 (on Old Mahmora Ali) in Sibsagar					
Central Share	---	---	82.43	---	---
Street Light in Jorhat Town Leading to Jorhat Airport in Jorhat District (NLCPR)	---	---	44.81	---	---
Construction of RCC Bridge over River Aie	---	---	30,47.52	---	---
Improvement of J.B. Road in Jorhat District (NLCPR)	---	---	52.26	---	---



---

**16 - DETAILED STATEMENT OF CAPITAL EXPENDITURE BY MINOR HEADS AND SUB-HEADS**


---

Nature of Expenditure	Expenditure during 2020-2021		Expenditure to end of 2020-2021	Expenditure during 2019-2020	Per Cent of Increase(+)/ Decrease(-) during the year
	Charged/ Voted	Total			
	(Figures in italics represent charged expenditure)				
C. CAPITAL ACCOUNT OF ECONOMIC SERVICES – Contd.					
(c) Capital Account of Special Areas Programme – Contd.					
4552 Capital Outlay on North Eastern Areas – Contd.					
212Public Works Department – Contd.					
Construction of RCC Bridge No. 2/1 on Nandini Karaimari Road in Morigaon District (NLCPR)					
Central Share	---	---	3,42.26	1,29.03	(-) 100
Construction of RCC Bridge No. 24/1 on Morigaon Mairabari Road in Morigaon District (NLCPR)					
	---	---	52.45	---	---
Improvement of Road Network leading towards Dibru Chaikhowa National Park in Dibrugarh District (NLCPR)					
	---	---	99.39	---	---
Construction of RCC Bridge No. 3/1 over Pagladia on U.C. Baruah Road in Nalbari District (NLCPR)					
	---	---	3,03.36	---	---
Central Share	---	---	1,30.20	---	---
Improvement of Chariagaon Road under Jorhat Road Division					
	---	---	1,94.58	---	---
Construction of Road from Banmali Tiniali to Rangagath Tiniali with RCC Bridge No. 8/2 on Mohmora Ali					
	---	---	1,00.00	---	---
Construction of RCC Bridge over River Aie at Chillapara Kahibari Village on the Road from Kakojana 31 NH to Nagaon Manikpur 31 NH via Kirttanpara Number para under Bongaogaon (a) No.1/1 & 2/1 on Deroj-Rongoli Road (b) No.2/1 on Deoplirg-Ramnagar Road and No.3/1 Ghilaguri Road in Bongaigaon District (NLCPR)					
	---	---	10,42.24	---	---
Central Share	---	---	1,91.00	---	---
Construction of RCC Bridge No. 1/1 on NH-31 Targhat to Ashrakandi Ghegeralga Road on Targhat Channel					
	---	---	4,63.01	---	---
Improvement of Kanimara Nannatary Road in Nalbari District (NLCPR)					
	---	---	78.21	---	---

---

**16 - DETAILED STATEMENT OF CAPITAL EXPENDITURE BY MINOR HEADS AND SUB-HEADS**


---

Nature of Expenditure	Expenditure during 2020-2021		Expenditure to end of 2020-2021	Expenditure during 2019-2020	Per Cent of Increase(+)/ Decrease(-) during the year
	Charged/ Voted	Total			
	(Figures in italics represent charged expenditure)				
C. CAPITAL ACCOUNT OF ECONOMIC SERVICES – Contd.					
(c) Capital Account of Special Areas Programme – Contd.					
4552 Capital Outlay on North Eastern Areas – Contd.					
212Public Works Department – Contd.					
Construction of Road with RCC Bridge 2 Nos. Pazipur Dhurkuchi to Barbori Narpara Road in Nalbari District	---	---	1,54.30	---	---
Construction of RCC Bridge No.1/1 over River Kaldia on Sarumanikpur Maharani Road in Barpeta District (NLCPR)	---	---	1,66.27	---	---
Central Share	---	---	83.08	---	---
Construction of Tipuk Jajoli Pukhuri Road with RCC Bridge No. 3/3 in Sibsagar District (NLCPR)	---	---	1,92.27	---	---
Central Share	---	---	9.41	---	---
MT & BT of Road Barhapjan Sadang via Naharani Road to Sukanguri LP School in Tinsukia District (NLCPR)	---	---	54.86	---	---
MT & BT of Road from Circuit House Tinsukia NH-37 via Okanimuria Barguri Okanimuria Nohary & Lonpuria Koibarta Gaon in Tinsukia District (NLCPR)	---	---	1,75.54	---	---
Improvement of Road Network at Sonari Town in Sibsagar District (NLCPR)	---	---	1,15.11	---	---
Infrastructure for K.K. Handique State Open University	---	---	19.00	---	---
Installation of Street Light from L.G.Bordoloi Internatioinal Airport upto Jalukbari	---	---	1,32.08	---	---
Construction of Additional Two Lane ROB at Maligaon	---	---	64.85	---	---
Construction of Road & Minor Bridge from Motinagar to Bhuban Hills Temple (Ph-I) (MP)	---	---	99.52	---	---
Construction of Road from Bhangapar to Chandranathpur via Babu Bazar (MP) (NLCPR)	---	---	3,51.45	---	---
State Share of Loan Component of NEC Project	---	---	10.69	---	---

# 16 - DETAILED STATEMENT OF CAPITAL EXPENDITURE BY MINOR HEADS AND SUB-HEADS

Nature of Expenditure	Expenditure during 2020-2021		Expenditure to end of 2020-2021	Expenditure during 2019-2020	Per Cent of Increase(+)/ Decrease(-) during the year
	Charged/ Voted	Total			
	(Figures in italics represent charged expenditure)				
C. CAPITAL ACCOUNT OF ECONOMIC SERVICES – Contd.					
(c) Capital Account of Special Areas Programme – Contd.					
4552 Capital Outlay on North Eastern Areas – Contd.					
212Public Works Department – Contd.					
NESRIP under ADB	---	---	1,73,24.09	---	---
Central Share	84,82.65	84,82.65	3,91,22.61	1,50,13.85	(-) 44
Construction of RCC Bridges No.35/2 & 53/2 on Moran Naharkatia Road in Dibrugarh District with Approaches	---	---	4.43	---	---
Construction of RCC Bridges No. 16/1,19/1 & 19/3 Bagals Road in Nalbari District with approaches (NLCPR)	---	---	89.78	---	---
Central Share	---	---	28.88	---	---
Construction of RCC Bridges No. 6/1,7/1,8/1,9/1,11/1 & 11/2 on Sepon-Suffry Road in Sibsagar District with Approaches (NLCPR)	---	---	66.99	---	---
Construction of RCC Bridges No. 2/3,5/1,9/1,11/1,15/3,16/1,18/1 & 19/4 on Itakhola-Pavoi Road in Sonitpur District with approaches (NLCPR)	---	---	1,77.29	---	---
Construction of RCC Bridge No. 2/1 on Bamunbari-Jariguri Road in Dibrugarh District including approaches (NLCPR)	---	---	15.36	---	---
Construction of RCC Bridges No. 10/1 on Khowang Bhamun Road in Dibrugarh District with Approaches	---	---	8.14	---	---
Construction of RCC Bridges No.1/1,3/1 & 5/1 Bahirjonai-Berachapari Road in Dhemaji District with approaches (NLCPR)	---	---	37.72	---	---
Central Share	---	---	57.66	---	---
Construction of RCC Bridges No. 1/1,4/1 & 5/1 on Sripani-Jengrai Road in Dhemaji District with approaches (NLCPR)	---	---	4.62	---	---

---

**16 - DETAILED STATEMENT OF CAPITAL EXPENDITURE BY MINOR HEADS AND SUB-HEADS**


---

Nature of Expenditure	Expenditure during 2020-2021		Expenditure to end of 2020-2021	Expenditure during 2019-2020	Per Cent of Increase(+)/ Decrease(-) during the year	
	Charged/ Voted	Total				
	(Figures in italics represent charged expenditure)					
C. CAPITAL ACCOUNT OF ECONOMIC SERVICES – Contd.						
(c) Capital Account of Special Areas Programme – Contd.						
4552 Capital Outlay on North Eastern Areas – Contd.						
212Public Works Department – Contd.						
Construction of RCC Bridges No. 27/2,28/1,29/1,30/2,32/2,35/1 & 45/1 on Dhubri-Kachugaon Road in Dhubri District (NLCPR)	---	---	11.20	---	---	
Central Share	---	---	91.25	---	---	
Construction of RCC Bridges No. 2/1 & 4/2 on Gour-Nagar-Tikkirkilla Road in Goalpara District with Approaches (NLCPR)	---	---	45.79	---	---	
Construction of RCC Bridges No. 38/1, 43/1,43/3 & 44/2 on Silchar-Hailakandi Road in Hailakandi District with approaches (NLCPR)						
Central Share	---	---	47.90	47.90	(-) 100	
Construction of RCC Bridges No. 7/1,15/1 & 19/1 on Nagaon-Barapujia Road with approaches in Nagaon District (NLCPR)	---	---	2,57.67	---	---	
Construction of RCC Bridges No.12/1 on Goroimari-Dewaguri-Laharighat Road with approaches in Morigaon District (NLCPR)	---	---	1,12.51	---	---	
Construction of RCC Bridges No. 4/1 on Dimow-Raidongia Road over River Sonai under Nagaon Rural Road Division in Nagaon (NLCPR)	---	---	91.90	---	---	
Construction of RCC Bridges No. 3/1 on Majgaon-Santipur Road over River Sonai in Nagaon District (NLCPR)	---	---	45.78	---	---	
Construction of RCC Bridge No. 3/2, 5/2, 5/4 on Rupsir Ali (NLCPR)	---	---	44.03	---	---	
Other New Schemes	---	---	18.36	---	---	
Construction of RCC Bridge No.1/2, 4/1 on old A.T. Road, Khowang in Dibrugarh District (NLCPR)	---	---	49.96	---	---	
Construction of Road from Rangamati to Kalaigaon between Jonaram Chawaka to Aulachawaka in Darrang District (NLCPR)	---	---	97.01	---	---	

# 16 - DETAILED STATEMENT OF CAPITAL EXPENDITURE BY MINOR HEADS AND SUB-HEADS

Nature of Expenditure	Expenditure during 2020-2021		Expenditure to end of 2020-2021	Expenditure during 2019-2020	Per Cent of Increase(+)/ Decrease(-) during the year
	Charged/ Voted	Total			
(Figures in italics represent charged expenditure)		(In lakh of ₹)			
C. CAPITAL ACCOUNT OF ECONOMIC SERVICES – Contd.					
(c) Capital Account of Special Areas Programme – Contd.					
4552 Capital Outlay on North Eastern Areas – Contd.					
212Public Works Department – Contd.					
Construction of RCC Bridge No. 21/1 over River Dibru on Doomdooma Dighal Tarang Natun Gaon Road with approaches in Tinsukia District (NLCPR)	---	---	4,30.96	---	---
Central Share	---	---	45.26	---	---
Improvement of Bezera Bilokuchi Road	---	---	1,32.20	---	---
Construction of RCC Bridge No. 29/1 (at the Bridge Gap) at Kuhimari Bardowa Road 9 SH-15 including Approaches & Protection in Nagaon District	---	---	24.60	---	---
Central Share	---	---	81.76	33.02	(-) 100
Construction of RCC Bridge No. 2/1 on Road NH-52 to Kuwaripukhuri via Fakirpara & RCC No.7/1 Nimtoli Kachumari Road including Approaches and Protection Work in Darang District	---	---	2,29.68	---	---
Central Share	5.25	5.25	1,19.23	---	(+) 100
Hojai Stadium	---	---	2,05.00	---	---
Central Share	---	---	0.30	0.30	(-) 100
Construction of RCC Bridge No.2/1 over River Belsiri on Dhekipelua to Belsiri T.E. connecting NH-52 in Sonitpur District (NLCPR)	---	---	2,90.82	---	---
Construction of RCC Bridge 1/1 over River Barak at Sadarghat, Silchar-Kumbhirgram Road (NLCPR)	---	---	28,39.83	---	---
Central Share	---	---	21,78.83	10,18.72	(-) 100
Construction of Rangia Dhamdhama Road including RCC Bridge No. 18/1,18/2, 19/2,20/1 & 20/3 in Nalbari District	---	---	1,86.70	---	---

# 16 - DETAILED STATEMENT OF CAPITAL EXPENDITURE BY MINOR HEADS AND SUB-HEADS

Nature of Expenditure	Expenditure during 2020-2021		Expenditure to end of 2020-2021	Expenditure during 2019-2020	Per Cent of Increase(+)/ Decrease(-) during the year
	Charged/ Voted	Total			
(Figures in italics represent charged expenditure)			(In lakh of ₹)		
C. CAPITAL ACCOUNT OF ECONOMIC SERVICES – Contd.					
(c) Capital Account of Special Areas Programme – Contd.					
4552 Capital Outlay on North Eastern Areas – Contd.					
212Public Works Department – Contd.					
Construction of Road from Rongjuli IB to Kherkuta via Bechimari Road with RCC Bridges No. 1/1,1/3 & 5/3 under Goalpara Rural Road Division (NLCPR)	---	---	2,53.63	---	---
Widening & Strengthening of Lahowal-Bordubi Tinsukia Raod (L.B.T. Road) in Tinsukia District (NLCPR)	---	---	7,18.50	---	---
Central Share	---	---	1,47.14	---	---
Improvement of Naginimora Jajoli Road from Ch. 8.346 K.M. to Ch. 13.650 K.M. including Conversion of SPT Bridge No.14/1 to RCC Bridge in Tinsukia District (NLCPR)	---	---	1,46.21	---	---
Improvement of Kharupetia-Udalguri Road from Ch.--- K.M. to 15.00 K.M. (EW,GSB,BM & SDBC, Pavement length=15 K.M. Carraige way width 5.50 M) including RCC Drains in the Bazar Portion in Darang District (NLCPR)	---	---	17,81.55	---	---
Central Share	---	---	1,66.16	---	---
Improvement of Singimari-Sualkuchi Road including Cross Drainage Works & Road Side Drains in Kamrup District (NLCPR)	---	---	9,87.18	---	---
Construction of Bridge over Bridges No.6/2,7/3,8/1,8/2,10/1 & 11/1 of River Kaloo on A.P.S. Road under Dhubri Rural Road Division	---	---	2,50.00	---	---
Construction of Road Kanuri to Binnachora (Satgaharipara) via Nalla including Protection Works and 4 RCC Bridges in Dhubri District	---	---	18,40.55	---	---
Central Share	1,39.03	1,39.03	6,95.15	5,56.12	(-) 75
Construction and Widening of Road from Khowang Chariali to Chenimari in Dibrugarh District	---	---	3,07.29	---	---
Central Share	3,06.40	3,06.40	3,06.40	---	(+) 100

**16 - DETAILED STATEMENT OF CAPITAL EXPENDITURE BY MINOR HEADS AND SUB-HEADS**

Nature of Expenditure	Expenditure during 2020-2021		Expenditure to end of 2020-2021	Expenditure during 2019-2020	Per Cent of Increase(+)/ Decrease(-) during the year
	Charged/ Voted	Total			
(Figures in italics represent charged expenditure)		(In lakh of ₹)			
C. CAPITAL ACCOUNT OF ECONOMIC SERVICES – Contd.					
(c) Capital Account of Special Areas Programme – Contd.					
4552 Capital Outlay on North Eastern Areas – Contd.					
212Public Works Department – Contd.					
Construction RCC Bridge No.1/1 including Approach & Protection Road over Jatinga Borkhola on Mohasadak to Borkhola Road	---	---	4,19.99	---	---
Construction/ Improvement of Namati to Sukani Road in Dibrugarh District	---	---	2,02.41	---	---
Central Share	---	---	24.84	24.84	(-) 100
Construction of Alternative Road to Kamkhya Temple at Guwahati from Pandu (Ph-I Restricted to hill Cutting & Retaining Wall) in Kamrup District					
Central Share	7,48.11	7,48.11	11,50.18	2,25.29	(+) 232
Construction of Road from NH-31 to Kashimpur Suplekuchi via Purbabharati in Nalbari District					
Central Share	80.00	80.00	80.00	---	(+) 100
Construction of Road from 52 K.M. of NH-154 Katlichera Grant of Hailakandi to Veterbond Dullavchera NEC Road of District Karimganj RCC Bridge No.1/1 over Longai at Balipara	---	---	6,28.37	---	---
Central Share	---	---	2,90.98	---	---
Construction of Road from Udarbond to Banaskandi under Silchar Rural Road Division under NLCPR Fund for 2011-12	---	---	2,07.05	---	---
Central Share	---	---	44.57	---	---
Construction of RCC Bridge No. 6/1 over River Kathalkhal at Ratanpur Ferryghat on Hailakandi-Ratanpur Road	---	---	11,37.80	---	---
Central Share	---	---	74.53	---	---

---

**16 - DETAILED STATEMENT OF CAPITAL EXPENDITURE BY MINOR HEADS AND SUB-HEADS**


---

Nature of Expenditure	Expenditure during 2020-2021		Expenditure to end of 2020-2021	Expenditure during 2019-2020	Per Cent of Increase(+)/ Decrease(-) during the year
	Charged/ Voted	Total			
(Figures in italics represent charged expenditure)		(In lakh of ₹)			
C. CAPITAL ACCOUNT OF ECONOMIC SERVICES – Contd.					
(c) Capital Account of Special Areas Programme – Contd.					
4552 Capital Outlay on North Eastern Areas – Contd.					
212Public Works Department – Contd.					
Srimanta Sankardeva Bhawan & Research Centre at Rup Nagar, Guwahati	---	---	3,85.69	---	---
Central Share	---	---	1,73.00	35.00	(-) 100
Construction of Moran Sports Complex at Moran	---	---	2,19.16	---	---
Central Share	---	---	1,00.57	12.25	(-) 100
Construction of Khetri-Dharampur to Hoja-Nalbari Road at Marowa via Piplibari Kakaya, Jagram, Goalpara, Bamundi & Kalakuchi in Nalbari District	---	---	6,50.55	---	---
Construction of RCC Bridge No. 5/1 over Manas connecting Goalpara and Numberpara Village on Road from Tulungia at NH-31 to Manikpur at NH-31 via Borghola Kirttanpara & Chakla in Bongaigaon District	---	---	12,91.52	---	---
Improvement of Morigaon Pachaita Damal Dharamtol Road including Construction of RCC Bridge No. 5/1 over River Kolong	---	---	1,87.80	---	---
Improvement of Banglagarh Jaberikuchi Road including Cross Drainage Works in Darrang District	---	---	10,98.27	---	---
Central Share	---	---	65.63	65.63	(-) 100
Construction of Road from Ramhari to Bherbheri via Chamuakhat (Ch. 8.00 K.M. to 11.50 K.M.) including Cross Drainage Works in Darng District	---	---	1,68.36	---	---
Improvement of Mridangpura Road under NLCPR in Sibsagar District	---	---	2,38.93	---	---
Sessa T.E. to Timona Road in Dibrugarh District	---	---	70.79	---	---
Construction of Majjan Thakurbari Road to Mukalbari Road in Dibrugarh District	---	---	1,06.43	---	---



---

**16 - DETAILED STATEMENT OF CAPITAL EXPENDITURE BY MINOR HEADS AND SUB-HEADS**


---

Nature of Expenditure	Expenditure during 2020-2021		Expenditure to end of 2020-2021	Expenditure during 2019-2020	Per Cent of Increase(+)/ Decrease(-) during the year
	Charged/ Voted	Total			
	(Figures in italics represent charged expenditure)				
C. CAPITAL ACCOUNT OF ECONOMIC SERVICES – Contd.					
(c) Capital Account of Special Areas Programme – Contd.					
4552 Capital Outlay on North Eastern Areas – Contd.					
212Public Works Department – Contd.					
Construction of RCC Bridge No.13/1,13/2,20/2 on Mahbandha Road in Jorhat District	---	---	1,16.58	---	---
Central Share	---	---	65.81	---	---
Improvement of Road from 1st K.M. of Demow-Dehing Road to Dhaoma Pukhuri (Length = 10.125 K.M.) with RCC Bridge (Length = 18.75 K.M.) under Demow Rural Road Sub-Division	---	---	1,80.09	---	---
Scheme under Non-lapsable Central Pool of Resource (NLCPR)	---	---	1,75,29.00	---	---
Construction of Digheeripar Bordoulguri Borachuba Road from Ch--- K.M. to Ch 4.12 K.M. & Ch 4.56 K.M. to Ch 10.00 K.M. including Cross Drainage Works in Darang District					
Central Share	10.00	10.00	4,00.00	3,90.00	(-) 97
Karmachari Bhawan at Panjabari, Guwahati					
Central Share	---	---	2,02.19	1,34.52	(-) 100
Widening & Improvement of Borbora Mihirgaon Chapakhowa Road including Conversion of SPT Bridge No.7/1 in Tinsukia District	---	---	3,53.04	---	---
Central Share	2.86	2.86	2.86	---	(+) 100
Construction of Two Lane Railway Over Bridge in between Barpeta Road Railway Station replacing Railway L.C. Gate No.SK-37 at Barpeta in Barpeta District (NLCPR)					
Central Share	12,29.86	12,29.86	12,29.86	---	(+) 100

# 16 - DETAILED STATEMENT OF CAPITAL EXPENDITURE BY MINOR HEADS AND SUB-HEADS

Nature of Expenditure	Expenditure during 2020-2021		Expenditure to end of 2020-2021	Expenditure during 2019-2020	Per Cent of Increase(+)/ Decrease(-) during the year
	Charged/ Voted	Total			
	(Figures in italics represent charged expenditure)				
C. CAPITAL ACCOUNT OF ECONOMIC SERVICES – Contd.					
(c) Capital Account of Special Areas Programme – Contd.					
4552 Capital Outlay on North Eastern Areas – Contd.					
212Public Works Department – Concl'd.					
Construction of RCC Bridge No. 9/1 on Mancotta-Khamtighat Road along with Approaches & Protection Work & Strengthening of Damage Road Pavement from Chainage 8308 M to Chainage 32825 M via Saraighat Bridge upto Bamunbari Tiniali connecting Moran-Nahakatia Road (SH-27) in Dibrugarh District (NLCPR)	---	---	3,72.45	---	---
Central Share	2,62.01	2,62.01	8,72.82	4,93.94	(-) 47
Total - 212 Public Works Department	1,50,37.59	1,50,37.59	23,60,15.82	2,09,90.10	(-) 28
213Sports & Youth Welfare Department					
Other Infrastructure Development Scheme	---	---	22,00.00	---	---
Support for Adventure in Mountaineering Activities including Infrastructure Development	---	---	1,06.30	---	---
Construction of Sports Hostel at Sarihajan under Bokajan Sub Division, Karbi Anglong	---	---	5.95	---	---
Provision for State Share of NEC Project					
State Share	13.76	13.76	39.67	---	(+) 100
Development of Sports Complex at Diphu	---	---	3,21.80	---	---
Development of Jorhat Stadium at Jorhat	---	---	1,83.96	---	---
Central Share	---	---	41.93	---	---
Construction of Indoor Stadium at Silchar (MP)	---	---	3,45.71	---	---
District Sports Stadium at Jhagrapar, Dhubri (MP)	---	---	32.91	---	---
RCC Gallery of Hailakandi Sports Stadium (MP)	---	---	1,96.82	---	---

**16 - DETAILED STATEMENT OF CAPITAL EXPENDITURE BY MINOR HEADS AND SUB-HEADS**

Nature of Expenditure	Expenditure during 2020-2021		Expenditure to end of 2020-2021	Expenditure during 2019-2020	Per Cent of Increase(+)/ Decrease(-) during the year
	Charged/ Voted	Total			
(Figures in italics represent charged expenditure)			(In lakh of ₹)		
C. CAPITAL ACCOUNT OF ECONOMIC SERVICES – Contd.					
(c) Capital Account of Special Areas Programme – Contd.					
4552 Capital Outlay on North Eastern Areas – Contd.					
213Sports & Youth Welfare Department – Concl'd.					
Construction of Chandi Barua Stadium Complex	---	---	89.67	---	---
Central Share	---	---	25.73	---	---
Construction of Titlagarh Sports Complex, Sonari, Sibsagar	---	---	15.00	---	---
Central Share	27.58	27.58	44.06	16.48	(+) 67
Construction of Mini Stadium at Bihaguri, Sonitpur	---	---	2,85.79	---	---
Central Share	---	---	1,02.75	77.09	(-) 100
Provision for State Share of Non-Lapsable Central Pool of Resource (NLCPR) Project					
State Share	17.71	17.71	17.71	---	(+) 100
Development of Composite Stadium at Silchar DSA Ground	---	---	2,29.89	---	---
Construction of Multidisciplinary Sports complex at Khanikar, Dibrugarh					
Central Share	13,95.17	13,95.17	29,25.20	15,30.03	(-) 9
Total - 213 Sports & Youth Welfare Department	14,54.22	14,54.22	72,10.85	16,23.60	(-) 10
214Agriculture Department					
Other Expenditure					
Installation of One Lakh Shallow Tubewells	---	---	15,47.00	---	---
Provision for State Share of NEC Project					
State Share	---	---	11.11	11.11	(-) 100
Comprehensive Development Plan for College of Fisheries for Augmenting Human Resources 2008	---	---	3,08.76	---	---

**16 - DETAILED STATEMENT OF CAPITAL EXPENDITURE BY MINOR HEADS AND SUB-HEADS**

Nature of Expenditure	Expenditure during 2020-2021		Expenditure to end of 2020-2021	Expenditure during 2019-2020	Per Cent of Increase(+)/ Decrease(-) during the year
	Charged/ Voted	Total			
(Figures in italics represent charged expenditure)		(In lakh of ₹)			
C. CAPITAL ACCOUNT OF ECONOMIC SERVICES – Contd.					
(c) Capital Account of Special Areas Programme – Contd.					
4552 Capital Outlay on North Eastern Areas – Contd.					
214Agriculture Department – Concl'd.					
Cold Storage with Allied Marketing Facilities at Jorhat	---	---	2,94.58	---	---
Development of Fruits & Vegetables Wholesale Market at Pamohi (Garchuk), Kamrup, Phase-III	---	---	1,00.00	---	---
Central Share	---	---	2,83.48	2,83.48	(-) 100
Total - 214 Agriculture Department	---	---	25,44.93	2,94.59	(-) 100
215Fishery Department					
Beel Development for Sustainable Livelihood	---	---	22.87	---	---
216Power Department					
Other Expenditure					
Tinsukia Sub-Station 2x50 MVA. 220/132 KV	---	---	3,35.19	---	---
Augmentation of Existing 1x63 & 1x50 MVA, 220/132 KV Tran by 2x100 MVA,220/132 KV Tran at Sarusajai	---	---	30,06.00	---	---
Installation of 2x31.5 MVA 132/33 KV Transformer at Sarusajai Sub-Station	---	---	5,30.00	---	---
2x50 MVA, 220/132 KV Balipara(Tez.) S/S & 132 KV LILO Line at Balipara	---	---	34.48	---	---
Augmentation of 220/132 KV 2x50 MVA Sub-Station to 2x100 Sub-Station at Mariani	---	---	2,00.00	---	---
Rural Electrification (Prime Minister Package)	---	---	60.00	---	---
Systems Improvement in Power Sector Transmission & Distribution	---	---	68.00	---	---
Augmentation of Existing 1X63 & 1X50 MVA, 220/132 KV Transf. by 2X100 MVA, 220/132 KV Transf. at SSS	---	---	7,27.89	---	---

**16 - DETAILED STATEMENT OF CAPITAL EXPENDITURE BY MINOR HEADS AND SUB-HEADS**

Nature of Expenditure	Expenditure during 2020-2021		Expenditure to end of 2020-2021	Expenditure during 2019-2020	Per Cent of Increase(+)/ Decrease(-) during the year
	Charged/ Voted	Total			
	<i>(Figures in italics represent charged expenditure)</i>				
<b>C. CAPITAL ACCOUNT OF ECONOMIC SERVICES – Contd.</b>					
<b>(c) Capital Account of Special Areas Programme – Contd.</b>					
<b>4552 Capital Outlay on North Eastern Areas – Contd.</b>					
216Power Department – Contd.					
Installation of 2X31.5 MVA, 132/33 MV Transformers at Surusajai Sub-Station	---	---	40.12	---	---
Renovation of 220 KV BTPS Agia-Sarusajai Line (Circuit I & Circuit II)	---	---	10,50.00	---	---
Augmentation of Transformer Capacity of 132/33 KV Panchgram Sub Station from 2x16 MVA to 2x25 MVA	---	---	3,96.00	---	---
Construction of New 33/11 KV 2x5 MVA S/S at Thirubari with 45 K.M. 11KV Lines and 55 K.M. 33KV Lines from Dhiligaon to Thirubari	---	---	3,20.65	---	---
Provision for State Share of NEC Project					
State Share	---	---	1,58.15	---	---
Construction of 132 KV S/C BTPS-Kokrajhar Line on D/C Tower & 132 KV S/C Gouripur Line on D/C Tower with 132/33 KV 2x25 MVA Kokrajhar Sub-Station	---	---	38,21.96	---	---
New Sub-transmission & Distribution Scheme (29 Nos.)	---	---	15,71.40	---	---
Construction of 220/132KV,1x50 & 1x25 MVA and 132/33 KV MVA Agia Sub-station	---	---	72.20	---	---
Construction of 220/132 KV, 2X50 MVA and 220/33 KV,2X40 MVA Azara Sub-Station with 220 KV LILO Line at Azara from one Circuit of 220 KV D/C Agia-Sarusajai line alongwith Construction of 132 KV S/C Line to Boko with Terminal Bay at 132/33 KV Boko Sub-Station	---	---	26,07.89	---	---
Assistence for Implementation of Small Hydro Electric Project	---	---	6,90.00	---	---
60 KM 132 KV Transmission Line from Mariani to Nazira along 132/33 KV 2x25 MVA S.S	---	---	20,31.89	---	---
Other New Schemes	---	---	10.00	---	---

**16 - DETAILED STATEMENT OF CAPITAL EXPENDITURE BY MINOR HEADS AND SUB-HEADS**

Nature of Expenditure	Expenditure during 2020-2021		Expenditure to end of 2020-2021	Expenditure during 2019-2020	Per Cent of Increase(+)/ Decrease(-) during the year
	Charged/ Voted	Total			
	(Figures in italics represent charged expenditure)				
C. CAPITAL ACCOUNT OF ECONOMIC SERVICES – Contd.					
(c) Capital Account of Special Areas Programme – Contd.					
4552 Capital Outlay on North Eastern Areas – Contd.					
216Power Department – Concl'd.					
Construction of 132/33 KV, 1.16 MVA Plus 1.25 MVA Umrangshu Sub-Station, NEC District, Assam	---	---	10,87.00	---	---
Central Share	---	---	1,22.60	---	---
Amring Sub Hydro Project (SHP)	---	---	39.07	---	---
Provision for State Share of Non-Lapsable Central Pool of Resource (NLCPR) Project					
State Share	---	---	63.08	---	---
Augmentation of Transformer Capacity of 220x132KV BTPS Sub-Station from 1x160 MVA+1x80 MVA to 2x160 MVA	---	---	4,80.00	---	---
Central Share	---	---	1,30.20	1,30.20	(-) 100
Augmentation of Transformer Capacity of 132/33 Biswanath Chariali (Pavoi) Sub-Station from 2x16 MVA to 2x40 MVA	---	---	5,10.00	---	---
Central Share	25.62	25.62	1,28.10	1,02.48	(-) 75
Construction of 33/11 KV, 2x5 MVA Sub-Station along with Associated 33 KV, 11 KV & LT Feeders at Bishnupur Panch Ali under Dhemaji Electrical Division, APDCL Dhemaji	---	---	3,70.00	---	---
Central Share	39.76	39.76	5,52.50	1,59.04	(-) 75
Total - 216 Power Department	65.38	65.38	2,12,14.37	3,91.72	(-) 83

**16 - DETAILED STATEMENT OF CAPITAL EXPENDITURE BY MINOR HEADS AND SUB-HEADS**

Nature of Expenditure	Expenditure during 2020-2021		Expenditure to end of 2020-2021	Expenditure during 2019-2020	Per Cent of Increase(+)/ Decrease(-) during the year
	Charged/ Voted	Total			
(Figures in italics represent charged expenditure)		(In lakh of ₹)			
C. CAPITAL ACCOUNT OF ECONOMIC SERVICES – Contd.					
(c) Capital Account of Special Areas Programme – Contd.					
4552 Capital Outlay on North Eastern Areas – Contd.					
218Industries & Commerce Department					
Provision for State Share of NEC Project					
State Share	---	---	46.54	26.55	(-) 100
Construction of Approach Road leading to Industrial Growth Centre at Balipara from NH-52	---	---	2,41.73	---	---
Power Line to Balipara Growth Centre	---	---	6,26.61	---	---
Common Facility Centre for Gold & Assamese Traditional Jewellery					
Central Share	---	---	4,18.88	2,38.98	(-) 100
Total - 218 Industries & Commerce Department	---	---	13,33.76	2,65.53	(-) 100
219Education Department					
Other Expenditure					
Creation of New Infrastructure at Cotton College	---	---	27.99	---	---
Provision for State Share of NEC Project					
State Share	20.72	20.72	77.05	46.95	(-) 56
Construction of Building for Department of Geology, Cotton University, Assam					
Central Share	---	---	1,92.00	1,92.00	(-) 100
Assam Engineering College (Girls Hostel) Jalukbari, Guwahati.	---	---	49.36	---	---
Construction of Academic cum Administrative Building of K.K.Handique Government Sanskrit College, Guwahati	---	---	1,33.86	---	---
Central Share	33.43	33.43	33.43	---	(+) 100
Infrastructure Development of Engineering College	---	---	20.18	---	---

---



---

**16 - DETAILED STATEMENT OF CAPITAL EXPENDITURE BY MINOR HEADS AND SUB-HEADS**


---



---

Nature of Expenditure	Expenditure during 2020-2021		Expenditure to end of 2020-2021	Expenditure during 2019-2020	Per Cent of Increase(+)/ Decrease(-) during the year
	Charged/ Voted	Total			
	(Figures in italics represent charged expenditure)				
			(In lakh of ₹)		
C. CAPITAL ACCOUNT OF ECONOMIC SERVICES – Contd.					
(c) Capital Account of Special Areas Programme – Contd.					
4552 Capital Outlay on North Eastern Areas – Contd.					
219 Education Department – Contd.					
Modernisation and Infrastructure Development of Assam Textile Institute	---	---	2,00.00	---	---
Assam Institute of Management	---	---	2,49.90	---	---
Central Share	---	---	1,06.91	1,06.91	(-) 100
Infrastructural Facilities at Kharupetia College-Construction of Building for Classrooms, Computer Laboratory with A.C. Hostels for Trainees, Electricity Facilities, Water Supply & Sanitary Facilities Installation (MP)	---	---	55.33	---	---
Science College at Bandardowa	---	---	1,00,53.67	---	---
Diphu Government College Boys Hostel	---	---	1,26.70	---	---
Infrastructure Development of Assam SLET Commission	---	---	1,01.71	---	---
Central Share	---	---	16.33	---	---
Construction of RCC Building for Seminar Hall, Computer Centre & Facilities for Car Parking at Darang College, Tezpur	---	---	1,22.24	---	---
Infrastructure Development of Bagmibar Nilamani Phukan Higher Secondary School	---	---	79.81	---	---
Central Share	---	---	9.26	---	---
Infrastructure Development of Victoria Girls Higher Secondary School	---	---	78.41	---	---
A.R.T. High School at Margherita	---	---	40.00	---	---
Central Share	---	---	31.94	31.94	(-) 100
Construction of Chandra Nath Sharma H.S. School, Bihaguri	---	---	1,43.79	---	---
Central Share	---	---	85.45	---	---



**16 - DETAILED STATEMENT OF CAPITAL EXPENDITURE BY MINOR HEADS AND SUB-HEADS**

Nature of Expenditure	Expenditure during 2020-2021		Expenditure to end of 2020-2021	Expenditure during 2019-2020	Per Cent of Increase(+)/ Decrease(-) during the year
	Charged/ Voted	Total			
	(Figures in italics represent charged expenditure)				
C. CAPITAL ACCOUNT OF ECONOMIC SERVICES – Contd.					
(c) Capital Account of Special Areas Programme – Contd.					
4552 Capital Outlay on North Eastern Areas – Contd.					
219 Education Department – Concl'd.					
Provision for State Share of Non-Lapsable Central Pool of Resource (NLCPR) Project					
State Share	3.55	3.55	15.35	11.80	(-) 70
Construction of Auditorium Hall at Chamata Higher Secondary School, Nalbari	---	---	1,47.60	---	---
Central Share	---	---	36.61	---	---
Construction/ Re-Modeling of RCC Building including Development of Library, Vocational Centre etc. of Madhavadeva Higher Secondary School at Tulsimukh, Nagaon	---	---	30.98	---	---
Central Share	---	---	97.43	13.41	(-) 100
Total - 219 Education Department	57.70	57.70	1,23,63.29	4,03.01	(-) 86
220 Transport Department					
Construction of Yatrivas, Paltanbazar	---	---	9,94.21	---	---
Inter State Bus Terminus at Guwahati	---	---	21,92.21	---	---
Interstate Bus Terminus at Silchar	---	---	11,80.34	---	---
Interstate Truck Terminus at Guwahati	---	---	9,25.97	---	---
Multi-level Parking in Different Parts of the Guwahati City (Paltan Bazar)	---	---	5,93.00	---	---
Inter-State Truck Terminous, Silchar	---	---	5.50	---	---
Inter State Bus Terminus at Jorhat	---	---	4,40.00	---	---
Construction of River Terminal at Badarpur	---	---	2,95.77	---	---
Total - 220 Transport Department	---	---	66,27.00	---	---

# 16 - DETAILED STATEMENT OF CAPITAL EXPENDITURE BY MINOR HEADS AND SUB-HEADS

Nature of Expenditure	Expenditure during 2020-2021		Expenditure to end of 2020-2021	Expenditure during 2019-2020	Per Cent of Increase(+)/ Decrease(-) during the year	
	Charged/ Voted	Total				
	(Figures in italics represent charged expenditure)					
			(In lakh of ₹)			
C. CAPITAL ACCOUNT OF ECONOMIC SERVICES – Contd.						
(c) Capital Account of Special Areas Programme – Contd.						
4552 Capital Outlay on North Eastern Areas – Contd.						
221 Flood Control Department						
Other Expenditure						
Flood Control Management Schemes/Different Locations of Brahmaputra & Barak Velley(25 Nos.)		---	---	50,81.65	---	---
Flood Control Schemes in Brahmaputra & Barak Valley		---	---	60.01	---	---
Total - 221 Flood Control Department		---	---	51,41.66	---	---
222 Irrigation Department						
Other Expenditure						
Minor Irrigation Schemes		---	---	16,91.40	---	---
Amreng Minor Irrigation Scheme in Kabri Anglong		---	---	3,07.15	---	---
Irrigation Scheme in N.C. Hills Washillinghadi ELIS		---	---	69.50	---	---
Minor Irrigation Scheme in Karbi Anglong		---	---	13,65.40	---	---
Amreng Minor Irrigation Scheme in Karbi Anglong		---	---	13,21.01	---	---
Burinagar Lift Irrigation Scheme (Nalbari Division)		---	---	73.47	---	---
Provision for State Share of NEC Project						
State Share		---	---	5.67	5.67	(-) 100
Longparpam MIS Scheme in Karbi Anglong		---	---	7,81.34	---	---
Dhankhunda Flow Irrigation Scheme, Kamrup		---	---	3,82.06	---	---
Borjan Irrigation Scheme		---	---	35,64.17	---	---
Remodeling of Lift Irrigation Scheme over River Buridihing in Sassoni Mauza in Dibrugarh District		---	---	2,68.39	---	---

**16 - DETAILED STATEMENT OF CAPITAL EXPENDITURE BY MINOR HEADS AND SUB-HEADS**

Nature of Expenditure	Expenditure during 2020-2021		Expenditure to end of 2020-2021	Expenditure during 2019-2020	Per Cent of Increase(+)/ Decrease(-) during the year
	Charged/ Voted	Total			
(Figures in italics represent charged expenditure)		(In lakh of ₹)			
C. CAPITAL ACCOUNT OF ECONOMIC SERVICES – Contd.					
(c) Capital Account of Special Areas Programme – Contd.					
4552 Capital Outlay on North Eastern Areas – Contd.					
222Irrigation Department – Concl'd.					
Lift Irrigation Scheme from River Buridihing in Tengakhat Kherimia Mauza in Dibrugarh District	---	---	1,67.99	---	---
Construction of Belsiri Irrigation Scheme (Belsiri LIS)	---	---	1,80.81	---	---
Construction of Dakhindol Lift Irrigation Scheme at Sonitpur and Joisiddhi (Dakhindol LIS)	---	---	1,36.07	---	---
Various Irrigation Scheme	---	---	90.00	---	---
Implementation of Jiri and Dzuza Medium Irrigation Project	---	---	0.42	---	---
Other New Schemes	---	---	12,43.45	---	---
Belsiri Lift Irrigation Scheme	---	---	5.42	---	---
Ram Enghee Flow Irrigation Scheme	---	---	1,78.00	---	---
Construction of Gilabwr Flow Irrigation Scheme	---	---	2,76.20	---	---
Tengkhali Borhola Pathar Irrigation Scheme	---	---	1,51.99	---	---
Central Share	---	---	1.70	---	---
DTW Irrigation Scheme at 30 Points under Borsola Development Block	---	---	6,51.04	---	---
Central Share	---	---	6,43.89	---	---
Provision for State Share of Non-Lapsable Central Pool of Resource (NLCPR) Project					
State Share	1.65	1.65	1,60.52	82.96	(-) 98
Total - 222 Irrigation Department	1.65	1.65	1,37,17.06	88.63	(-) 98

# 16 - DETAILED STATEMENT OF CAPITAL EXPENDITURE BY MINOR HEADS AND SUB-HEADS

Nature of Expenditure	Expenditure during 2020-2021		Expenditure to end of 2020-2021	Expenditure during 2019-2020	Per Cent of Increase(+)/ Decrease(-) during the year
	Charged/ Voted	Total			
	(Figures in italics represent charged expenditure)				
C. CAPITAL ACCOUNT OF ECONOMIC SERVICES – Contd.					
(c) Capital Account of Special Areas Programme – Contd.					
4552 Capital Outlay on North Eastern Areas – Contd.					
223 Tourism Department					
Provision for State Share of NEC Project					
State Share	18.86	18.86	18.86	---	(+) 100
Tea Museum at Dibrugarh	---	---	1,13.19	---	---
Central Share	---	---	1,24.43	24.43	(-) 100
Total - 223 Tourism Department	18.86	18.86	2,56.48	24.43	(-) 23
224 Health Department					
Other Expenditure					
Improvement for One Operation Theatre in Sankardeva Netralaya	---	---	4,60.36	---	---
Development of Assam Medical College & Hospital (HOPE)	---	---	15,97.39	---	---
Construction of Two Storied Building of SJN Homeopathic Medical College at Panjabari, Ghy.	---	---	2,34.44	---	---
Construction of 100 bedded Hospital at Kajalgaon, Kokrajhar in BTC Area	---	---	7,90.30	---	---
Construction/Conversion of Haflong Civil Hospital(100 bed to 200 bed Incl. renovation of Staff Qts)	---	---	18,93.42	---	---
Construction of 100 bedded Civil Hospital at Udalguri	---	---	84.00	---	---
Total - 224 Health Department	---	---	50,59.91	---	---
225 Cultural Affairs Department					
1250 Capacity Auditorium & Convention Centre at Guwahati (Sankardev Kalakshetra)	---	---	6,11.82	---	---
Construction of New Infrastructure of Government College of Arts & Crafts	---	---	26.05	---	---

**16 - DETAILED STATEMENT OF CAPITAL EXPENDITURE BY MINOR HEADS AND SUB-HEADS**

Nature of Expenditure	Expenditure during 2020-2021		Expenditure to end of 2020-2021	Expenditure during 2019-2020	Per Cent of Increase(+)/ Decrease(-) during the year
	Charged/ Voted	Total			
(Figures in italics represent charged expenditure)			(In lakh of ₹)		
C. CAPITAL ACCOUNT OF ECONOMIC SERVICES – Contd.					
(c) Capital Account of Special Areas Programme – Contd.					
4552 Capital Outlay on North Eastern Areas – Contd.					
225 Cultural Affairs Department – Contd.					
Mahapurush Sri Sri Madhavadeva Kalakshetra at Dhekia Khowa in Jorhat District	---	---	80.87	---	---
Socio-Literary Cultural Complex of Bodo Sahitya Sabha at Bathoupuri Gorchuk, Guwahati	---	---	5,93.63	---	---
Provision for State Share of NEC Project					
State Share	2.49	2.49	44.01	17.08	(-) 85
Development & Upgradation of Jyoti Chitrabon Film & Television Institute	---	---	7,36.78	---	---
Central Share	---	---	4,96.59	4,96.59	(-) 100
Construction of Sankar-Madhab Cultural Complex at Leteku Pukhuri, Bhogpur Chariali, Lakhimpur, Assam (MP)	---	---	1,26.45	---	---
Construction of Cultural Centre Complex at Dotoma (MP)	---	---	55.25	---	---
Bodoland-India Indigenous Tribal Art and Cultural Complex-cum-Film Studio at Kathalguri Part II, Kokrajhar (MP)	---	---	2,10.66	---	---
Central Share	39.95	39.95	1,09.71	---	(+) 100
Preservation of Cultural Heritage of Majuli Natun Kamalabari Satra (Phase I)	---	---	2,18.45	---	---
Central Share	---	---	1,13.65	1,13.65	(-) 100
Establishment of Deori Tribal Cultural Complex, Narayanpur, Lakhimpur	---	---	2,19.99	---	---
Central Share	---	---	1,16.86	1,16.86	(-) 100
Tai Education & Cultural Centre at Niz Kadamani, Dibrugarh	---	---	1,20.00	---	---
Central Share	---	---	1,20.00	1,20.00	(-) 100

**16 - DETAILED STATEMENT OF CAPITAL EXPENDITURE BY MINOR HEADS AND SUB-HEADS**

Nature of Expenditure	Expenditure during 2020-2021		Expenditure to end of 2020-2021	Expenditure during 2019-2020	Per Cent of Increase(+)/ Decrease(-) during the year
	Charged/ Voted	Total			
(Figures in italics represent charged expenditure)		(In lakh of ₹)			
C. CAPITAL ACCOUNT OF ECONOMIC SERVICES – Contd.					
(c) Capital Account of Special Areas Programme – Contd.					
4552 Capital Outlay on North Eastern Areas – Contd.					
225 Cultural Affairs Department – Concl'd.					
Provision for State Share of Non-Lapsable Central Pool of Resource (NLCPR) Project					
State Share	---	---	56.61	---	---
Total - 225 Cultural Affairs Department	42.44	42.44	40,57.38	8,64.18	(-) 95
226 W.P.T & B.C. Department					
Other Expenditure	---	---	78,25.94	---	---
Gauhati University Campus at Kokrajhar	---	---	2,50.00	---	---
College of Nursing at Kokrajhar	---	---	5,17.79	---	---
Central Share	---	---	5,09.64	2,92.41	(-) 100
Khowa Flow Irrigation Scheme in Kokrajhar	---	---	52,30.77	---	---
Provision for State Share of NEC Project	---	---	---	---	---
State Share	---	---	13.69	5.62	(-) 100
North Eastern Special Infrastructure Development Scheme (NESIDS)					
Construction of Road from Domgaon to Bengtol Gate via Choto Nilibari including Protection work from Rive Aie (Financial Assistance for Construction of totally Damaged/ totally Washed away Infrastructure during Flood in 2017)	---	---	6,01.20	6,01.20	(-) 100
Construction of RCC Bridge Over River Aie at Aie Powali including Approach & Protection work in Chirang District	---	---	37,08.96	37,08.96	(-) 100
Improvement of Kadamtal-Nikashi Road from Kuchigarh to Bhalukdonga	---	---	20.80	---	---

# 16 - DETAILED STATEMENT OF CAPITAL EXPENDITURE BY MINOR HEADS AND SUB-HEADS

Nature of Expenditure	Expenditure during 2020-2021		Expenditure to end of 2020-2021	Expenditure during 2019-2020	Per Cent of Increase(+)/ Decrease(-) during the year
	Charged/ Voted	Total			
	(Figures in italics represent charged expenditure)				
C. CAPITAL ACCOUNT OF ECONOMIC SERVICES – Contd.					
(c) Capital Account of Special Areas Programme – Contd.					
4552 Capital Outlay on North Eastern Areas – Contd.					
226 W.P.T & B.C. Department – Contd.					
Construction of RCC Bridge No. 8/1 over River Saralbhangha on Dotoma Balajan Road	---	---	6,15.55	---	---
Construction of Proposed Stadium in Musalpur at Baska District	---	---	7,97.75	---	---
Additional Package for Bodoland Territorial Autonomous Council Development (BTAD)	---	---	95,09.04	---	---
Central Share	---	---	5,14.73	47.74	(-) 100
Construction of Saviour Orphan Children Home at Gossaigaon, Kokrajhar	---	---	74.20	---	---
Central Share	---	---	35.00	---	---
Gauhati University Campus Project at Kokrajhar	---	---	2,11.50	---	---
Drinking Water Supply Scheme at Gossaigaon	---	---	1,57.15	---	---
Special Area Game Centre at Kathathalguri, Kokrajhar	---	---	2,60.00	---	---
Construction of Mini Stadium at Chapaguri, Bongaigaon	---	---	61,68.87	---	---
Project and Schemes for BTAD as per Memorandum of Settlement (BTC Package)	---	---	4,27,68.45	---	---
Central Share	---	---	2,87.41	---	---
Project taken by BRO (Roads & Bridges)	---	---	5,81.72	---	---
Construction of Road from Gopalpur (Kekerikuchi) to Niz-Kaubaha (13.50 L.M. length) including Construction of RCC Bridge No. 5/1 (15.00 K.M.) under PWD, Musalpur (R&B) Division	---	---	9,46.13	---	---
Pilot Project for Development of Horticulture and Floriculture in BTC Area	---	---	1,20.00	---	---
Improvement of Mahilapara-Dongapara PWD Road in Udalguri District	---	---	4,94.23	---	---
Improvement of Tangla-Kachuabil Road	---	---	5,77.22	---	---

---

**16 - DETAILED STATEMENT OF CAPITAL EXPENDITURE BY MINOR HEADS AND SUB-HEADS**


---

Nature of Expenditure	Expenditure during 2020-2021		Expenditure to end of 2020-2021	Expenditure during 2019-2020	Per Cent of Increase(+)/ Decrease(-) during the year
	Charged/ Voted	Total			
	(Figures in italics represent charged expenditure)				
C. CAPITAL ACCOUNT OF ECONOMIC SERVICES – Contd.					
(c) Capital Account of Special Areas Programme – Contd.					
4552 Capital Outlay on North Eastern Areas – Contd.					
226W.P.T & B.C. Department – Contd.					
Construction of Road MT & BT from UT Road at Dimakuchi Don Bosco School to Badlapara via Kalikhola Road in Udalguri District	---	---	71.84	---	---
Upgradation of Road from NH-31(c) via Serfanguri Nepalpar Athiabari Ebargaon Thaigiri and No. 2 Harika to Kapuragaon	---	---	2,50.00	---	---
Central Share	---	---	2,70.77	---	---
Construction of SPT Bridge No.10/1,12/3,14/2 & 16/1 into RCC Bridges on Meted Kokrajar, Bahalpur Road	---	---	2,78.31	---	---
Upgradation of NT Road through Ramfal Bil Bazar to Old Wether Road with Conversion of Bridge into RCC Bridge (International Border Area)	---	---	3,31.72	---	---
Flow Irrigatioin Scheme from River Kulsik at Palashgarh under Tangia Irrigation Division	---	---	9,81.28	---	---
Tamulpur Piped Water Supply Scheme	---	---	51.98	---	---
Improvement of Chintagaon Baitamari Road	---	---	3,21.72	---	---
Construction of Flyover at Intersection of Pramathesh Baruah Road and N.F. Railway Track at Bijni Town	---	---	13,48.45	---	---
Construction of Road from Rongaichara Bazar to Bhola Bazar	---	---	56.84	---	---
Central Share	---	---	1,24.01	1,24.01	(-) 100
Conversion of Washed out SPT Bridge No. 2/1 River Hell into RCC Bridge on Shialmai Moinaguri Road in Kokrajhar District	---	---	9,57.86	---	---
Improvement of Road from Khairabari to Jamuguri under NLCPR	---	---	5,53.17	---	---
Improvement of Road from Budura to Parbahuchuba Dimakuchi PWD Road at Batabari via Khasiachuba, Barangabari NLCPR for 2010-2011	---	---	3,60.18	---	---



# 16 - DETAILED STATEMENT OF CAPITAL EXPENDITURE BY MINOR HEADS AND SUB-HEADS

Nature of Expenditure	Expenditure during 2020-2021		Expenditure to end of 2020-2021	Expenditure during 2019-2020	Per Cent of Increase(+)/ Decrease(-) during the year
	Charged/ Voted	Total			
	(Figures in italics represent charged expenditure)				
C. CAPITAL ACCOUNT OF ECONOMIC SERVICES – Contd.					
(c) Capital Account of Special Areas Programme – Contd.					
4552 Capital Outlay on North Eastern Areas – Contd.					
226 W.P.T & B.C. Department – Contd.					
Improvement/ Upgradation of Mangaldoi Bhutiachang Samrang Road from CH.47722 M to CH.48292 M and from CH.50000 M to CH.62500 M including Cross Drainage Works	---	---	4,61.48	---	---
Central Share	---	---	76.90	---	---
Construction of Road from Bijni Subhaijhar Road at Village Nayapara No.2 to Kathalguri via Sanyasiguri including Construction of RCC Bridge No.1/2 over River Chara in Chirang District	---	---	39.59	---	---
Central Share	---	---	2,84.80	---	---
Rajendrapur Flow Irrigation Scheme	---	---	9,24.95	---	---
Construction of Road from Subhaijhar to Uttar Ballamguri via Kumarshali at Bijni	---	---	4,50.00	---	---
Central Share	---	---	8,40.82	7,74.82	(-) 100
Construction of RCC Bridge No.15/2 over River Burhisuti on Patdadaha Panbari Road	---	---	6,12.57	---	---
Metalling & B.T. of Road from Jaipur NH-31 C to Amguri J.D. Road (Dumbruguri to Amguri) including Construction of RCC Bridges & Culverts	---	---	5,28.17	---	---
Central Share	---	---	2,61.80	2,61.80	(-) 100
Improvement of Sujit Narzary Road from Tihu Chowk to Barimakha via Belguri Pathar	---	---	11,28.85	---	---
Construction of RCC Bridge No.9/8 over Laska on Dauluguri Dotma Road	---	---	1,26.00	---	---
Pineapple Cultivation at Athiabari, Kokrajhar, Assam	---	---	26.90	---	---
Construction of Fish Farm at Bherbari, Part-I	---	---	1,30.00	---	---

**16 - DETAILED STATEMENT OF CAPITAL EXPENDITURE BY MINOR HEADS AND SUB-HEADS**

Nature of Expenditure	Expenditure during 2020-2021		Expenditure to end of 2020-2021	Expenditure during 2019-2020	Per Cent of Increase(+)/ Decrease(-) during the year
	Charged/ Voted	Total			
(Figures in italics represent charged expenditure)		(In lakh of ₹)			
C. CAPITAL ACCOUNT OF ECONOMIC SERVICES – Contd.					
(c) Capital Account of Special Areas Programme – Contd.					
4552 Capital Outlay on North Eastern Areas – Contd.					
226 W.P.T & B.C. Department – Concl'd.					
Improvement of Road from Barama-Dhamdharm-Tamalpur under NLCPR	---	---	3,04.76	---	---
Construction of Road from Boro Bazar to Gumergaon via Chowdhurypara in Chirang District	---	---	12,01.16	---	---
Construction of Road from Paoriputa to Natun Panbari with Black Topping and Construction of RCC Bridge over River Pansai in Udalguri Rural Road Division Length=2.30 K.M.	---	---	2,76.20	---	---
Raising & Strengthening of existing Embankment with A/E Measure on L/B of River Saralbanga Patgaon to Khalsai	---	---	7,22.99	---	---
Construction of Market Shed at Shalbari, Musalpur,	---	---	67.52	---	---
Prime Ministers N.E.S. Package	---	---	11,00.00	---	---
Provision for State Share of Non-Lapsable Central Pool of Resource (NLCPR) Project					
State Share	---	---	15,31.48	1,14.69	(-) 100
Improvement of Udalguri Sapekhaiti-Bhakatpara Road under Udalguri Rural Road Division	---	---	11,17.09	---	---
Augmentation of Rubber Plantation & Production for Economic Development of Educated Unemployed Indegenous Tribal Communities in BTAD Area, Chirang District (BTC)					
Central Share	---	---	34.84	34.84	(-) 100
Total - 226 W.P.T & B.C. Department	---	---	10,10,04.74	59,66.09	(-) 100

# 16 - DETAILED STATEMENT OF CAPITAL EXPENDITURE BY MINOR HEADS AND SUB-HEADS

Nature of Expenditure	Expenditure during 2020-2021		Expenditure to end of 2020-2021	Expenditure during 2019-2020	Per Cent of Increase(+)/ Decrease(-) during the year
	Charged/ Voted	Total			
	(Figures in italics represent charged expenditure)				
C. CAPITAL ACCOUNT OF ECONOMIC SERVICES – Contd.					
(c) Capital Account of Special Areas Programme – Contd.					
4552 Capital Outlay on North Eastern Areas – Contd.					
227Guwahati Development Department					
Other Expenditure					
Construction of Multistoreyed Secretariat Buildings at Dispur	---	---	23,17.32	---	---
Solid Waste Management Project in Guwahati City	---	---	2.75	---	---
Multilevel Car Parking in Different Parts of the Guwahati City	---	---	8,11.21	---	---
Central Share	---	---	57.50	57.50	(-) 100
Integrated Infrastructure Development of Guwahati Waterfront (Sukleswar to Bharalumukh)	---	---	38,91.33	---	---
Total - 227 Guwahati Development Department	---	---	70,80.11	57.50	(-) 100
229Judicial Department					
Infrastructure Development of North-Eastern Judicial Officers Training Institute ,Guwahati	---	---	85.80	---	---
230Labour & Employment Department					
Other Expenditure					
Labour & Employment for ITIs for other Programme (Prime Minister’s Package)	---	---	20,80.60	---	---
Construction of New I.T.I.s & Strengthening/ Renovation of Existing I.T.I.s	---	---	4,79.29	---	---
Labour & Employment for ITIs for continuing Programme (Prime Minister’s Package)	---	---	5,49.53	---	---
Prime Ministers N.E.S. Package	---	---	4,64.80	---	---
Labour & Employment for ITIs for Other Programme	---	---	1.12	---	---
Construction of Regional Boiler Testing Laboratory	---	---	2,16.90	---	---

---

**16 - DETAILED STATEMENT OF CAPITAL EXPENDITURE BY MINOR HEADS AND SUB-HEADS**


---

Nature of Expenditure	Expenditure during 2020-2021		Expenditure to end of 2020-2021	Expenditure during 2019-2020	Per Cent of Increase(+)/ Decrease(-) during the year
	Charged/ Voted	Total			
(Figures in italics represent charged expenditure)		(In lakh of ₹)			
C. CAPITAL ACCOUNT OF ECONOMIC SERVICES – Contd.					
(c) Capital Account of Special Areas Programme – Contd.					
4552 Capital Outlay on North Eastern Areas – Contd.					
230 Labour & Employment Department – Concl'd.					
Total - 230 Labour & Employment Department		---	---	37,92.24	---
231 Water Resource Department					
Other Expenditure					
Strength. of Anti-errosion at Arimarasati to Brahmaputra Dyke from Jamugiri to Kharai Out-fall		---	---	1,13.98	---
Protection of Harinagar Pt.-III Area cum Dyke along R/B of River Sur. from H/nagar B.O.P. to N/pur		---	---	35.48	---
Provision for State Share of NEC Project					
State Share		---	---	41.44	32.34 (-) 100
Anti Erosion Measures to Protect Ranipur & its Adjoining Areas from Erosion of River Pekua		---	---	2,09.05	---
Protection of Raimona Village and its Adjoining Areas from Erosion of River Jonali		---	---	1,20.00	---
Protection of Guwahati Town from erosion of Brahmaputra from Kachari Bazar to D.C Court		---	---	88.13	---
Strengthening of Kahai Spur to Protect Dibrugarh Town from Erosion of Brahmaputra		---	---	6.02	---
Raising & Strengthening of Brahmaputra Dyke from Dizmur to Sonarigaon from 14th to 23.15th K.M. (Ph-I & II Amulgamated) including Closing of Amguri & Arnwy Nalla		---	---	20,29.14	---

# 16 - DETAILED STATEMENT OF CAPITAL EXPENDITURE BY MINOR HEADS AND SUB-HEADS

Nature of Expenditure	Expenditure during 2020-2021		Expenditure to end of 2020-2021	Expenditure during 2019-2020	Per Cent of Increase(+)/ Decrease(-) during the year
	Charged/ Voted	Total			
	(Figures in italics represent charged expenditure)				
C. CAPITAL ACCOUNT OF ECONOMIC SERVICES – Contd.					
(c) Capital Account of Special Areas Programme – Contd.					
4552 Capital Outlay on North Eastern Areas – Contd.					
231 Water Resource Department – Concl'd.					
25 nos. of ongoing Flood Control and Management Scheme of Brahmaputra & Barak Valley	---	---	1,34.64	---	---
Protection of Bangaigaon and Bherengaon Village from erossion of River	---	---	2.00	---	---
Protection of Umapur area near Badarpur town from erosion of river barak on its left bank	---	---	13.11	---	---
Patherkandi Protection Work (Strengthening of Flood Protection & Drainage)	---	---	4,94.74	---	---
Jiadhal River in Dhemaji District, Ph.-I	---	---	3,98.61	---	---
Anti-Erosion Measures at Different Reaches on Banks of River Pomra	---	---	1,64.06	---	---
Central Share	---	---	41.09	41.09	(-) 100
Anti-Erosion Measure to Protect Naharkatia Town from the Erosion of River	---	---	73.10	---	---
Buri-Dihing at Jagun Gaon Area					
Anti-Erosion Measure to Protect Dihingpuria Area near Margherita Town from the Erosion of River Buri-Dihing	---	---	1,40.39	---	---
Controlling of Jiadhal in Dhemaji District	---	---	7,43.77	---	---
Total - 231 Water Resource Department	---	---	48,48.75	73.43	(-) 100
232 Science Technology & Environment Department					
Other Expenditure					
Centre Plasma Physics (On going)	---	---	1,54.27	---	---
Total - 232 Science Technology & Environment Department	---	---	1,54.27	---	---

---

**16 - DETAILED STATEMENT OF CAPITAL EXPENDITURE BY MINOR HEADS AND SUB-HEADS**


---

Nature of Expenditure	Expenditure during 2020-2021		Expenditure to end of 2020-2021	Expenditure during 2019-2020	Per Cent of Increase(+)/ Decrease(-) during the year
	Charged/ Voted	Total			
(Figures in italics represent charged expenditure)			(In lakh of ₹)		
C. CAPITAL ACCOUNT OF ECONOMIC SERVICES – Contd.					
(c) Capital Account of Special Areas Programme – Contd.					
4552 Capital Outlay on North Eastern Areas – Contd.					
233 Urban Development Department					
Other Expenditure					
Dhubri Town Water Supply Schemes	---	---	5,54.63	---	---
Greater Silchar Town Water Supply Scheme, Silchar	---	---	9,00.82	---	---
Sibsagar Town Water Supply Scheme	---	---	11,79.43	---	---
Mangaldoi Town Water Supply Scheme	---	---	4,45.06	---	---
Dhubri Town Water Supply Scheme	---	---	46.25	---	---
Bongaigaon Town Water Supply Scheme	---	---	3,38.84	---	---
Central Share	---	---	3,68.02	3,68.02	(-) 100
Sarupathar Piped Water Supply Scheme	---	---	1,79.53	---	---
Central Share	---	---	1,83.77	---	---
Improvement of Drainage System at Dibrugarh Town	3,29.01	3,29.01	11,86.34	---	(+) 100
Construction of Bus Terminus at Barpeta Town	---	---	1,39.27	---	---
Margherita Piped Water Supply Scheme	---	---	2,63.91	---	---
Central Share	---	---	64.82	---	---
Kharupetia Water Supply Scheme	---	---	2,48.24	---	---
Central Share	---	---	4,50.99	---	---
Improvement of Municipal Road in Narayanpur Town	---	---	3,92.94	---	---
Provision for State Share of NEC Project					
State Share	---	---	45.28	45.28	(-) 100
North Eastern Special Infrastructure Development Scheme (NESIDS)					
Water Supply Project in Tinsukia Town (Phase-III)	---	---	10.00	10.00	(-) 100

# 16 - DETAILED STATEMENT OF CAPITAL EXPENDITURE BY MINOR HEADS AND SUB-HEADS

Nature of Expenditure	Expenditure during 2020-2021		Expenditure to end of 2020-2021	Expenditure during 2019-2020	Per Cent of Increase(+)/ Decrease(-) during the year
	Charged/ Voted	Total			
	(Figures in italics represent charged expenditure)				
			(In lakh of ₹)		
C. CAPITAL ACCOUNT OF ECONOMIC SERVICES – Contd.					
(c) Capital Account of Special Areas Programme – Contd.					
4552 Capital Outlay on North Eastern Areas – Contd.					
233 Urban Development Department – Contd.					
Improvement of Road in Biswanath Chariali Town	---	---	4,14.35	---	---
Central Share	1,99.07	1,99.07	2,38.07	39.00	(+) 410
Improvement of Roads and Natural Drainage System within Greater Tezpur	---	---	3,48.13	---	---
Road Network Project for Jorhat Master Plan Area	---	---	4,37.65	---	---
Golaghat Town Water Supply Scheme Ph-II (MP)	---	---	4,78.17	---	---
Construction of 4 Nos. of Road including Box Culverts Pucca Drainage in Lakhipur Town	---	---	5,09.58	---	---
Central Share	---	---	5,09.18	2,19.18	(-) 100
Multistoried Car Parking cum City hall in Jorhat District	---	---	3,71.06	---	---
Central Share	---	---	1,34.60	---	---
Storm Water Drainage for Margherita Town	---	---	2,37.00	---	---
Central Share	1,00.00	1,00.00	4,00.00	---	(+) 100
Construction of Road Side Drainage System including Improvement of Town Roads in Nagaon Urban Areas	---	---	6,92.82	---	---
Water Supply Project in Tinsukia Town					
Water Supply Project in Tinsukia Town (Phase-I)	12,90.06	12,90.06	25,79.71	---	(+) 100
Water Supply Project in Tinsukia Town (Phase-II)	---	---	12,75.15	---	---
Development of Tinsukia Municipal Road	---	---	10,51.67	---	---
Development of Tinsukia Town Road	---	---	1,95.00	---	---
Proposed Town Hall at Dibrugarh	---	---	5,06.65	---	---
Improvement & Development of Road Network at Goalpara Town	---	---	12,41.18	---	---

**16 - DETAILED STATEMENT OF CAPITAL EXPENDITURE BY MINOR HEADS AND SUB-HEADS**

Nature of Expenditure	Expenditure during 2020-2021		Expenditure to end of 2020-2021	Expenditure during 2019-2020	Per Cent of Increase(+)/ Decrease(-) during the year
	Charged/ Voted	Total			
(Figures in italics represent charged expenditure)			(In lakh of ₹)		
C. CAPITAL ACCOUNT OF ECONOMIC SERVICES – Contd.					
(c) Capital Account of Special Areas Programme – Contd.					
4552 Capital Outlay on North Eastern Areas – Contd.					
233 Urban Development Department – Concl'd.					
Improvement/ Development of Roads in Dhemaji Town	---	---	8,16.22	---	---
Improvement of Roads/ By-Lane in Chabua	---	---	6,27.68	---	---
Construction of Regional Multiutility Town Hall & Cultural Centre at Tinsukia	---	---	2,87.28	---	---
Central Share	---	---	2,87.28	87.28	(-) 100
Provision for State Share of Non-Lapsable Central Pool of Resource (NLCPR) Project					
State Share	---	---	25,41.42	17,64.70	(-) 100
Improvement of Roads of Tinsukia Master Plan Area	---	---	3,61.45	---	---
Total - 233 Urban Development Department	19,18.14	19,18.14	2,35,39.44	25,33.46	(-) 24
234 Public Health Engineering Department					
Provision for State Share of NEC Project					
State Share	---	---	23.67	23.67	(-) 100
North Eastern Special Infrastructure Development Scheme (NESIDS)					
Greater Manipur Multi-Village Piped Water Supply Scheme	9,99.24	9,99.24	9,99.24	---	(+) 100
Stabilisation of Silchar Town Water Supply Scheme	---	---	3,72.51	---	---
Stabilisation of Dispur Water Supply Scheme under Guwahati Division No. II (New)	---	---	6,28.74	---	---
Promotion of an Environmentally Sound Approach for Sustainable Water Management Optimizing Usage of Rain Water Harvesting for Roof Tops in Insts. Health Centre and Community Centre	---	---	1,24.07	---	---
Central Share	5,00.39	5,00.39	5,38.49	---	(+) 100



**16 - DETAILED STATEMENT OF CAPITAL EXPENDITURE BY MINOR HEADS AND SUB-HEADS**

Nature of Expenditure	Expenditure during 2020-2021		Expenditure to end of 2020-2021	Expenditure during 2019-2020	Per Cent of Increase(+)/ Decrease(-) during the year
	Charged/ Voted	Total			
(Figures in italics represent charged expenditure)			(In lakh of ₹)		
C. CAPITAL ACCOUNT OF ECONOMIC SERVICES – Contd.					
(c) Capital Account of Special Areas Programme – Contd.					
4552 Capital Outlay on North Eastern Areas – Contd.					
234Public Health Engineering Department – Concl'd.					
Total - 234 Public Health Engineering Department		14,99.63	14,99.63	26,86.72	23.67 (+) 6,236
237Handloom, Textile & Sericulture Department					
Provision for State Share of NEC Project					
State Share		22.50	22.50	1,78.23	48.31 (-) 53
Assam Polyester Co-operative Society for Upgradation/ Replacement		---	---	1,50.00	---
Machineries of its Spinning Unit					
Other New Schemes		---	---	1,90.09	---
Setting up of Handloom Trade Centre at Dibrugarh		---	---	49.57	---
Central Share		1,36.15	1,36.15	8,08.34	2,86.15 (-) 52
Upgradation of Sericulture Training Centre		---	---	4,76.45	---
Central Share		2,62.14	2,62.14	4,52.60	--- (+) 100
Total - 237 Handloom, Textile & Sericulture Department		4,20.79	4,20.79	23,05.28	3,34.46 (+) 26
239Soil Conservation Department					
Amloga-Baraspur Soil Conservation & Water Distribution Project		---	---	3.50	---
Udmari Quatala Soil Conservation & Water Distribution Power Project, Darrang		---	---	22.99	---
Total - 239 Soil Conservation Department		---	---	26.49	---

**16 - DETAILED STATEMENT OF CAPITAL EXPENDITURE BY MINOR HEADS AND SUB-HEADS**

Nature of Expenditure	Expenditure during 2020-2021		Expenditure to end of 2020-2021	Expenditure during 2019-2020	Per Cent of Increase(+)/ Decrease(-) during the year	
	Charged/ Voted	Total				
	(Figures in italics represent charged expenditure)					
<b>C. CAPITAL ACCOUNT OF ECONOMIC SERVICES – Contd.</b>						
<b>(c) Capital Account of Special Areas Programme – Contd.</b>						
<b>4552 Capital Outlay on North Eastern Areas – Contd.</b>						
243 Planning & Development Department						
Other Expenditure						
Cashew Processing Plant at Mancachar	---	---	1,65.05	---	---	
<b>Total - 243 Planning &amp; Development Department</b>	<b>---</b>	<b>---</b>	<b>1,65.05</b>	<b>---</b>	<b>---</b>	
244 Hill Areas Department						
Augmentation of Greater Diphu Water Supply Scheme (NLCPR)	---	---	25.50	---	---	
Greater Bokajan Water Supply Scheme (NLCPR)	---	---	43.04	---	---	
Kaziranga from Sky, Kohora Assam (Karbi Anglong)	---	---	1,00.00	---	---	
Improvement of BBDC Road at 31 K.M.	---	---	5,00.00	---	---	
Construction of Road from Hidipi to Lahorijan-Goutam Basti Road	---	---	6,63.23	---	---	
Development of Tourism Infrastructure at Bagori Entry Point at Kaziranga National Park, Assam	---	---	40.25	---	---	
Rubber Cultivation at Karbi Anglong District	---	---	1,00.00	---	---	
Improvement of Lahorijan-Gautam Basti Road (Phase-II, L=50 K.M from CH. 9000.00 M to CH.14500.00 M) in Karbi Anglong	---	---	42.11	---	---	
Projects & Scheme for Karbi Anglong Autonomous Territorial Council as per MOS (KAATC Package)	---	---	74,34.08	---	---	
Project & Scheme for Dima Hasao Autonomous Territorial Council as per MOS (DHATC Package)	---	---	29,13.01	---	---	
Conversion of 100 Bedded Civil Hospital to 200 beded Hospital with Construction of Staff Quarters Building at Halflong	---	---	28,51.79	---	---	
<b>Total - 244 Hill Areas Department</b>	<b>---</b>	<b>---</b>	<b>1,47,13.01</b>	<b>---</b>	<b>---</b>	

**16 - DETAILED STATEMENT OF CAPITAL EXPENDITURE BY MINOR HEADS AND SUB-HEADS**

Nature of Expenditure	Expenditure during 2020-2021		Expenditure to end of 2020-2021	Expenditure during 2019-2020	Per Cent of Increase(+)/ Decrease(-) during the year
	Charged/ Voted	Total			
	(Figures in italics represent charged expenditure)				
C. CAPITAL ACCOUNT OF ECONOMIC SERVICES – Contd.					
(c) Capital Account of Special Areas Programme – Contd.					
4552 Capital Outlay on North Eastern Areas – Contd.					
245 Social Welfare Department					
The Composite Regional Centre (North East) for Disability Study and Action					
Central Share	1,50.00	1,50.00	1,50.00	---	(+) 100
Construction of House for Cancer Affected Children by Dipsikha, Guwahati	---	---	2,10.43	---	---
Total - 245 Social Welfare Department	1,50.00	1,50.00	3,60.43	---	(+) 100
246 Miscellaneous Department					
Improvement & Strengthening of Dihangi Thaiwari Halflong Tiniali Road in N.C. Hill District	---	---	2,58.10	---	---
247 Co-operation Department					
Assam Polyester Co-operative Society for Upgradation/ Replacement Machineries of its Spinning Unit Located at Tulsibari, Rangia	---	---	1,79.28	---	---
800 Other Expenditure					
Education Department					
Creation of New Infrastructure at Cotton College	---	---	69.53	---	---
Irrigation Department					
Minor Irrigation Schemes	---	---	2,20.68	---	---
Other Expenditure					
Provision for State Share of 10% Loan Component of NLCPR Project	---	---	40,37.99	---	---
Health Department					
Upgradation of Gauhati Medical College	---	---	1,12.92	---	---
Roads & Bridges	---	---	1,74.90	---	---

---

**16 - DETAILED STATEMENT OF CAPITAL EXPENDITURE BY MINOR HEADS AND SUB-HEADS**


---

Nature of Expenditure	Expenditure during 2020-2021		Expenditure to end of 2020-2021	Expenditure during 2019-2020	Per Cent of Increase(+)/ Decrease(-) during the year	
	Charged/ Voted	Total				
	(Figures in italics represent charged expenditure)					
C. CAPITAL ACCOUNT OF ECONOMIC SERVICES – Contd.						
(c) Capital Account of Special Areas Programme – Contd.						
4552 Capital Outlay on North Eastern Areas – Contd.						
800Other Expenditure – Contd.						
Agriculture Department						
Installation of One Lakh Shallow Tubewells	---	---	26,82.00	---	---	
Flood Control Department						
Flood Control Management Schemes/Different Locations of Brahmaputra & Barak Velley(25 Nos.)	---	---	9,99.74	---	---	
Augmentation of Greater Diphu Water Supply Scheme (NLCPR)	---	---	1,09.98	---	---	
Spill Over Amount of Arrear from 2005-06 to 2013-14	---	---	10,76.41	---	---	
Other Programme (Implementation of Schemes under NEC)	---	---	21,18.15	---	---	
Miscellaneous Scheme						
Cashewnut Processing Plant at Mancachar	---	---	50.00	---	---	
Provision for State Share of NEC Project Loan Component	---	---	88,54.96	---	---	
State Share	---	---	17.27	---	---	
Construction of 4 Nos. of Road including Box Culverts Pucca Drainage in Lakhipur Town						
State Share	---	---	56.00	---	---	
Multistoried Car Parking cum City hall in Jorhat District						
State Share	---	---	41.00	---	---	
Development of Tinsukia Municipal Road						
State Share	---	---	58.00	---	---	
Improvement of NH-36 Phuloni Bazar to Lamba Teron Gaon in Karbi Anglong under SIDF-Finance Minister’s Special Package Announced for NER	---	---	5,15.25	---	---	

---

**16 - DETAILED STATEMENT OF CAPITAL EXPENDITURE BY MINOR HEADS AND SUB-HEADS**


---

Nature of Expenditure	Expenditure during 2020-2021		Expenditure to end of 2020-2021	Expenditure during 2019-2020	Per Cent of Increase(+)/ Decrease(-) during the year
	Charged/ Voted	Total			
	(Figures in italics represent charged expenditure)				
C. CAPITAL ACCOUNT OF ECONOMIC SERVICES – Contd.					
(c) Capital Account of Special Areas Programme – Contd.					
4552 Capital Outlay on North Eastern Areas – Contd.					
800Other Expenditure – Contd.					
Improvement of Kapurpura-Pakribari Garobasti Road in Udlaguri District under SIDF-Finance Minister’s Special Package for NER	---	---	8,44.77	---	---
Improvement of Road from Tingrai Chariali to Madhavpur & Joypur Tiniali to Hukanjuri Gaty in Dibrugarh under SIDF-Finance Ministers Special Package announced for NER	---	---	2,95.58	---	---
Central Share	---	---	1,13.49	---	---
Flow Irrigation Scheme from River Kulsik at Palshgarh under Tangla Irrigation Division	---	---	6,52.38	---	---
Construction of Regional Multiutility Town Hall & Cultural Centre at Tinsukia	---	---	31.92	---	---
Power Department	---	---	5,37.62	---	---
Transmission and Distribution Scheme	---	---	19,08.00	---	---
Art & Culture Department					
1250 Capacity Auditorium and Convention Centre at Guwahati	---	---	5,00.00	---	---
Public Works Department					
Road from Jarighat to Lakhichherra	---	---	68.89	---	---
Road from Hatichherra Dudpatil-Mudranamukh	---	---	5,94.86	---	---
Sports & Youth Welfare Department					
Bodo Auto.Council Area Schemes for Construction of Sports Stadium, Library maintenance of road etc.	---	---	1,55.00	---	---
Development of Margherita-Deomali Road in Tinsukia	---	---	5,39.95	---	---
Prime Ministers N.E.S. Package-Labour & Employment	---	---	4,33.51	---	---

**16 - DETAILED STATEMENT OF CAPITAL EXPENDITURE BY MINOR HEADS AND SUB-HEADS**

Nature of Expenditure	Expenditure during 2020-2021		Expenditure to end of 2020-2021	Expenditure during 2019-2020	Per Cent of Increase(+)/ Decrease(-) during the year
	Charged/ Voted	Total			
(Figures in italics represent charged expenditure)			(In lakh of ₹)		
C. CAPITAL ACCOUNT OF ECONOMIC SERVICES – Contd.					
(c) Capital Account of Special Areas Programme – Contd.					
4552 Capital Outlay on North Eastern Areas – Concl'd.					
800Other Expenditure – Concl'd.					
Industry & Mining	---	---	2,63.38	---	---
Provision for State Share of Non-Lapsable Central Pool of Resource (NLCPR) Project	---	---	7,46,05.03	---	---
State Share	---	---	26,29.02	---	---
Improvement of Roads of Tinsukia Master Plan Area					
State Share	---	---	61.00	---	---
Total - 800 Other Expenditure	---	---	10,54,46.72	---	---
911Deduct-Recoveries of Overpayments	---	---	(-)1,22.82	(-)15.22	(-) 100
Total - 4552	2,16,75.74	2,16,75.74	64,31,81.98	4,20,17.59	(-) 48
4575 Capital Outlay on other Special Areas Programmes					
02 Backward Areas					
001Direction and Administration					
Construction/ Maintenance of Border Outpost in Assam Nagaland Border	2,45.21	2,45.21	16,03.78	5,30.11	(-) 54
Border Area Development Programme (Special Central Assistance)	---	---	26,95.87	---	---
Central Share	45,88.78	45,88.78	1,24,47.94	48,91.77	(-) 6
State Share	4,21.36	4,21.36	11,51.55	6,13.86	(-) 31
Border Areas Development	---	---	0.40	---	---
Border Development Activities in Interstate Border	3,18.62	3,18.62	9,23.52	4,73.73	(-) 33
Upgradation of Standard of Administration-Award of 13th Finance Commission	44.83	44.83	30,66.87	7,76.10	(-) 94
Total - 001 Direction and Administration	56,18.80	56,18.80	2,18,89.93	72,85.57	(-) 23

# 16 - DETAILED STATEMENT OF CAPITAL EXPENDITURE BY MINOR HEADS AND SUB-HEADS

Nature of Expenditure	Expenditure during 2020-2021		Expenditure to end of 2020-2021	Expenditure during 2019-2020	Per Cent of Increase(+)/ Decrease(-) during the year		
	Charged/ Voted	Total					
(Figures in italics represent charged expenditure)			(In lakh of ₹)				
C. CAPITAL ACCOUNT OF ECONOMIC SERVICES – Contd.							
(c) Capital Account of Special Areas Programme – Concl'd.							
4575 Capital Outlay on other Special Areas Programmes – Concl'd.							
02 Backward Areas – Concl'd.							
800Other Expenditure							
Construction of 2 (Two) Nos. of Char Development Project Office Building			---	---	76.72	11.34	(-) 100
Total - 02 Backward Areas			56,18.80	56,18.80	2,19,66.65	72,96.91	(-) 23
60 Others							
190Investments in Public Sector and Other Undertakings							
Share Capital Contribution to Consumers Co-operative			---	---	0.90	---	---
Total - 60 Others:			---	---	0.90	---	---
Total - 4575			56,18.80	56,18.80	2,19,67.55	72,96.91	(-) 23
Total - (c) Capital Account of Special Areas			2,72,94.54	2,72,94.54	66,51,74.04	4,93,14.50	(-) 45
(d) Capital Account of Irrigation and Flood Control							
4701 Capital Outlay on Medium Irrigation							
944Champabati Irrigation Project			---	---	42,15.23	---	---
04 Medium Irrigation-Non-Commercial							
001Direction and Administration							
General Establishment			---	---	0.07	---	---
Survey & Statistics			---	---	38.13	---	---
Total - 001 Direction and Administration			---	---	38.20	---	---
002Sukla Irrigation Project			---	---	3,98.45	---	---
003Kaliabor Lift Irrigation Project			---	---	10,14.00	---	---

# 16 - DETAILED STATEMENT OF CAPITAL EXPENDITURE BY MINOR HEADS AND SUB-HEADS

Nature of Expenditure	Expenditure during 2020-2021		Expenditure to end of 2020-2021	Expenditure during 2019-2020	Per Cent of Increase(+)/ Decrease(-) during the year
	Charged/ Voted	Total			
(Figures in italics represent charged expenditure)		(In lakh of ₹)			
C. CAPITAL ACCOUNT OF ECONOMIC SERVICES – Contd.					
(d) Capital Account of Irrigation and Flood Control – Contd.					
4701 Capital Outlay on Medium Irrigation – Contd.					
04 Medium Irrigation-Non-Commercial – Contd.					
004Jamuna Irrigation Project	---	---	16,04.60	---	---
005Dhansiri Irrigation Project	---	---	2,49,77.64	9.90	(-) 100
006Kaldia Irrigation Project	---	---	9,91.03	---	---
007Dekadeng Irrigation Project	---	---	5,01.41	---	---
008Burdikharai Irrigation Project	---	---	72,08.87	---	---
009Borolia Irrigation Project	---	---	66,49.70	---	---
010Integrated Irrigation Project on Kolong Basin	---	---	60,41.41	---	---
011Champabati Irrigation Project	---	---	68,44.27	---	---
012Pahumara Irrigation Project	---	---	40,55.97	---	---
013Rupahi Irrigation Project	---	---	10,17.44	---	---
014Buridhihing Irrigation Project	---	---	12,22.07	---	---
016Kolong Irrigation Project	---	---	11,97.27	---	---
017Hawaipur Irrigation Project	---	---	13,35.70	---	---
018Irrigation Project in Hill Districts	---	---	3,16.24	---	---
800Other Expenditure	1,68.44	1,68.44	17,42.07	2,26.80	(-) 26
Accelerated Irrigation Benefit Programme (AIBP)	---	---	5,40.30	---	---
Maintenance of Irrigation Projects					
Jamuna Irrigation Projects Modernisation	47.50	47.50	47.50	---	(+) 100
Integrated Irrigation Project on Kolong Basin	47.33	47.33	5,38.69	69.06	(-) 31
Rupahi Irrigation Project	51.69	51.69	65.01	13.32	(+) 288
Buridihing Irrigation Project	---	---	7.56	---	---



**16 - DETAILED STATEMENT OF CAPITAL EXPENDITURE BY MINOR HEADS AND SUB-HEADS**

Nature of Expenditure	Expenditure during 2020-2021		Expenditure to end of 2020-2021	Expenditure during 2019-2020	Per Cent of Increase(+)/ Decrease(-) during the year
	Charged/ Voted	Total			
(Figures in italics represent charged expenditure)			(In lakh of ₹)		
C. CAPITAL ACCOUNT OF ECONOMIC SERVICES – Contd.					
(d) Capital Account of Irrigation and Flood Control – Contd.					
4701 Capital Outlay on Medium Irrigation – Contd.					
04 Medium Irrigation-Non-Commercial – Concl'd.					
800Other Expenditure – Concl'd.					
New Schemes					
Puthimari Irrigation Project	---	---	55.73	---	---
Burisuti Irrigation Project	---	---	38.50	---	---
Dikhow Irrigation Project	---	---	30.42	---	---
Buroi Irrigation Project	---	---	39.00	---	---
ERM of Kaldia Irrigation Project	9.50	9.50	9.50	---	(+) 100
Irrigation Project in Hill District	1,44.61	1,44.61	5,67.24	62.06	(+) 133
Setup of Water Management Authority	---	---	9.33	---	---
Other Works each Costing below ₹ 5 crore	---	---	20,11.26	---	---
Total - 800 Other Expenditure	4,69.07	4,69.07	57,02.11	3,71.24	(+) 26
Total - 04 Medium Irrigation-Non-Commercial	4,69.07	4,69.07	7,11,16.38	3,81.14	(+) 23
80 General					
001Direction and Administration	---	---	2.62	---	---
General Establishment	---	---	36,53.76	---	---
Survey & Statistics	---	---	1,22,62.61	---	---
Total - 001 Direction and Administration	---	---	1,59,18.99	---	---
005Survey and Investigation	---	---	9,97.07	---	---
007Survey & Statistic	---	---	1,74.45	---	---
052Machinery & Equipment	---	---	73.74	---	---

# 16 - DETAILED STATEMENT OF CAPITAL EXPENDITURE BY MINOR HEADS AND SUB-HEADS

Nature of Expenditure	Expenditure during 2020-2021		Expenditure to end of 2020-2021	Expenditure during 2019-2020	Per Cent of Increase(+)/ Decrease(-) during the year
	Charged/ Voted	Total			
(Figures in italics represent charged expenditure)			(In lakh of ₹)		
C. CAPITAL ACCOUNT OF ECONOMIC SERVICES – Contd.					
(d) Capital Account of Irrigation and Flood Control – Contd.					
4701 Capital Outlay on Medium Irrigation – Concl'd.					
80 General – Concl'd.					
799 Suspense	---	---	(-)10.36	---	---
800 Other Expenditure					
Accelerated Irrigation Benefit Programme (AIBP)	---	---	3,54.47	---	---
Dhansiri Irrigation Project- Central Share	---	---	1,81,79.33	---	---
Bardikrai Irrigation Project	---	---	7,99.90	---	---
Borolia Irrigation Project	---	---	7,99.93	---	---
Integrated Irrigation Project	---	---	1,38.66	---	---
Champamati Irrigation Project	---	---	1,74,45.18	---	---
Pahumara Irrigation Project	---	---	3,31.22	---	---
Buridihing Irrigation Project	---	---	1,03.19	---	---
Modernisation of Jamuna Irrigation Project	---	---	44,68.53	---	---
Loan Assistance from NABARD under RIDF	---	---	10,45.86	---	---
Total - 800 Other Expenditure	---	---	4,36,66.27	---	---
Total - 80 General	---	---	6,08,20.16	---	---
Total - 4701	4,69.07	4,69.07	13,61,51.77	3,81.14	(+) 23
4702 Capital Outlay on Minor Irrigation					
001 Direction and Administration	---	---	27.96	---	---
General Establishment	---	---	96,98.83	---	---
Survey & Statistics	---	---	1,61,82.92	---	---

**16 - DETAILED STATEMENT OF CAPITAL EXPENDITURE BY MINOR HEADS AND SUB-HEADS**

Nature of Expenditure	Expenditure during 2020-2021		Expenditure to end of 2020-2021	Expenditure during 2019-2020	Per Cent of Increase(+)/ Decrease(-) during the year
	Charged/ Voted	Total			
(Figures in italics represent charged expenditure)		(In lakh of ₹)			
C. CAPITAL ACCOUNT OF ECONOMIC SERVICES – Contd.					
(d) Capital Account of Irrigation and Flood Control – Contd.					
4702 Capital Outlay on Minor Irrigation – Contd.					
001 Direction and Administration – Concl'd.					
Survey and Statistics Investigation and Development of Ground Water Resources	---	---	2,60.08	---	---
Total - 001 Direction and Administration	---	---	2,61,69.79	---	---
052 Machinery & Equipment					
Other Minor Irrigation	---	---	77.41	---	---
101 Surface Water					
Flow Irrigation	32,34.49	32,34.49	8,35,93.45	81,36.32	(-) 60
Dimoria FIS at Tegheria, Upper Tepesia, Fullung and Khamar	---	---	6,99.65	6,99.65	(-) 100
Renovation and Remodeling of Canal System of Boriesakona FIS, Guwahati Division	37.65	37.65	1,43.65	1,06.00	(-) 64
Improvement and Renovation of Deosila FIS, Dudhnoi Division	96.70	96.70	1,35.40	38.70	(+) 150
Sonajuli FIS at Paneri, Mangaldoi Division	59.94	59.94	1,05.30	45.36	(+) 32
Remodeling of Huduma FIS at Mangaldoi Division	16.84	16.84	16.84	---	(+) 100
Accelerated Irrigation Benefit Programme (AIBP)	2,81.70	2,81.70	9,26,48.44	7,58.49	(-) 63
Improvement of Pavoï FIS	---	---	2,21.36	---	---
Improvement of Behali FIS	---	---	2,50.51	---	---
Panbari FIS	1,71.90	1,71.90	8,57.94	4,21.27	(-) 59

# 16 - DETAILED STATEMENT OF CAPITAL EXPENDITURE BY MINOR HEADS AND SUB-HEADS

Nature of Expenditure	Expenditure during 2020-2021		Expenditure to end of 2020-2021	Expenditure during 2019-2020	Per Cent of Increase(+)/ Decrease(-) during the year
	Charged/ Voted	Total			
(Figures in italics represent charged expenditure)		(In lakh of ₹)			
C. CAPITAL ACCOUNT OF ECONOMIC SERVICES – Contd.					
(d) Capital Account of Irrigation and Flood Control – Contd.					
4702 Capital Outlay on Minor Irrigation – Contd.					
101 Surface Water – Contd.					
Lift Irrigation	61.58	61.58	3,76,10.16	88.18	(-) 30
Irrigation Scheme in Abhayapuri South LAC	---	---	5,03.90	50.00	(-) 100
Improvement of LIS from River Buridehing Tripling Fakial Mouza in Joypur Development Block	49.57	49.57	1,99.57	1,50.00	(-) 67
Remodeling of LIS Singahuti Beel under Kheremia and Sassoni Mouza	48.36	48.36	1,98.36	1,50.00	(-) 68
ELIS at Sonapur (5 Points namely at Dhipuji ELIS, Goronga ELIS, Tupar Pathar ELIS, Dumdang ELIS, Ghoramara Janpung ELIS) Guwahati Division	89.20	89.20	89.20	---	(+) 100
Renovation and Remodeling of Malancha Kalibari ELIS, Guwahati West Division	14.25	14.25	14.25	---	(+) 100
Improvement of Kuruwa LIS, Mangaldoi Division	76.82	76.82	76.82	---	(+) 100
Flow Irrigation	---	---	8,36.60	---	---
Construction of Matijuri Ph-I LIS Main Cannel from Control Room to Point I at Bot Hailakandi	---	---	99.99	---	---
Construction of Sluice Gate in Kakmara Beel Dhari at Ratnapur G.P.	---	---	83.16	---	---
Normal Works/ ABY	---	---	6,49.42	---	---
Hirajan FIS	---	---	1,96.00	---	---
Chamta FIS	---	---	18,02.79	---	---
Renovation, Remodeling & Extension of Maloibari ELIS	1,09.89	1,09.89	11,29.75	10,19.86	(-) 89
Assam Bikash Yojana	---	---	1,49.94	---	---
Juluki LIS	---	---	10.77	---	---
Construction of Menjek Nalla FIS	---	---	2,50.00	---	---
Construction of Borbila FIS at Bordoloni Development Block	---	---	3,00.00	---	---

# 16 - DETAILED STATEMENT OF CAPITAL EXPENDITURE BY MINOR HEADS AND SUB-HEADS

Nature of Expenditure	Expenditure during 2020-2021		Expenditure to end of 2020-2021	Expenditure during 2019-2020	Per Cent of Increase(+)/ Decrease(-) during the year
	Charged/ Voted	Total			
(Figures in italics represent charged expenditure)			(In lakh of ₹)		
C. CAPITAL ACCOUNT OF ECONOMIC SERVICES – Contd.					
(d) Capital Account of Irrigation and Flood Control – Contd.					
4702 Capital Outlay on Minor Irrigation – Contd.					
101 Surface Water – Concltd.					
AIBP Programme	---	---	50,90.04	---	---
Pradhan Mantri Krishi Sinchai Yojana - Har Khet ko Pani					
Central Share	1,53,25.65	1,53,25.65	1,53,25.65	---	(+) 100
Total - 101 Surface Water	1,96,74.54	1,96,74.54	24,32,88.92	1,16,63.83	(+) 69
102 Ground Water					
Ground Water Survey	---	---	1,55,23.22	---	---
Tube Well	14.04	14.04	58,82.04	---	---
A.R.I. & A.S.P. (World Bank Project)	---	---	2,54.01	---	---
CLA (AIBP) Minor Irrigation-Central Share	1,17,08.19	1,17,08.19	6,80,93.09	86,66.20	(+) 35
Construction of Pakhamara DTWS (3 Points)	28.99	28.99	72.71	43.73	(-) 34
DTWS at Jalukbari LAC Area (10 Points), Guwahati Division	29.10	29.10	29.10	---	(+) 100
DTWS at Dharampur LAC Area (10 Points), Nalbari Division	27.60	27.60	92.65	65.05	(-) 58
DTWS at Tingkhang LAC Area (5 Points), Dibrugarh Division	15.06	15.06	15.06	---	(+) 100
Shortfall of AIBP Fund of 2007-08,2008-09,2009-10	9,95.79	9,95.79	36,37.64	7,25.21	(+) 37
Electrical	56,72.70	56,72.70	66,56.50	9,83.80	(+) 477
Solar	70,84.76	70,84.76	83,02.61	12,17.85	(+) 482
Solar DTWS at Biswanath District	53.80	53.80	2,53.78	1,99.98	(-) 73
CLA (AIBP Programmes) Minor Irrigation	---	---	14,88,77.87	---	---
Projected State Share of CSS (AIBP)	4,74.44	4,74.44	66,51.01	10,75.05	(-) 56
Assam Bikash Yojana	---	---	1,40.51	---	---
DTW Scheme with Solar System at Behali Area	2,50.15	2,50.15	12,84.74	7,19.52	(-) 65

# 16 - DETAILED STATEMENT OF CAPITAL EXPENDITURE BY MINOR HEADS AND SUB-HEADS

Nature of Expenditure	Expenditure during 2020-2021		Expenditure to end of 2020-2021	Expenditure during 2019-2020	Per Cent of Increase(+)/ Decrease(-) during the year
	Charged/ Voted	Total			
(Figures in italics represent charged expenditure)		(In lakh of ₹)			
C. CAPITAL ACCOUNT OF ECONOMIC SERVICES – Contd.					
(d) Capital Account of Irrigation and Flood Control – Contd.					
4702 Capital Outlay on Minor Irrigation – Contd.					
102Ground Water – Concl'd.					
Herguti Irrigation Scheme	---	---	44.76	---	---
Jagligaon Irrigation Scheme	---	---	46.04	---	---
Longai Irrigation Project	---	---	1,62.98	---	---
Paradisha Irrigation Scheme	---	---	56.34	---	---
Total - 102 Ground Water	2,63,54.62	2,63,54.62	26,60,76.66	1,36,96.39	(+) 92
789Special component Plan for Schedule Caste					
Others					
Central Share	---	---	5,59.58	---	---
Total - 789 Special component Plan for Schedule Caste	5,47.12	5,47.12	44,43.78	4,79.89	(+) 14
796Tribal Area Sub-Plan					
Flow Irrigation	---	---	1,21,71.53	---	---
Others	---	---	1,77,89.63	---	---
Central Share	---	---	1,62.07	---	---
Total - 796 Tribal Area Sub-Plan	3,97.98	3,97.98	3,79,11.31	4,55.84	(-) 13
799Suspense					
Stock	---	---	(-)0.48	(-)0.48	(-) 100

**16 - DETAILED STATEMENT OF CAPITAL EXPENDITURE BY MINOR HEADS AND SUB-HEADS**

Nature of Expenditure	Expenditure during 2020-2021		Expenditure to end of 2020-2021	Expenditure during 2019-2020	Per Cent of Increase(+)/ Decrease(-) during the year
	Charged/ Voted	Total			
	(Figures in italics represent charged expenditure)				
C. CAPITAL ACCOUNT OF ECONOMIC SERVICES – Contd.					
(d) Capital Account of Irrigation and Flood Control – Contd.					
4702 Capital Outlay on Minor Irrigation – Contd.					
800Other Expenditure					
Assistance to the Bodoland Autonomous Council					
Tribal Sub Plan	---	---	76.05	---	---
Scheduled Caste Component Plan	---	---	68.36	---	---
Flow Irrigation					
Central Assistance to AIBP	---	---	9,64,28.77	2,05,79.43	(-) 100
AIBP Programme (Central Assistance)	---	---	9,39,14.78	---	---
Balisikha Flow Irrigation Scheme at Udalguri District under SPA	---	---	1.99	---	---
Scheduled Caste Component Plan	---	---	1,12,59.77	---	---
Other Expenditure	---	---	1,05,02.88	---	---
Construction of Central Laboratory, Auditorium and Guest House at Koinadhara with Boundary Wall	29.36	29.36	29.36	---	(+) 100
Loan Assistance from NABARD under RIDF	37,41.46	37,41.46	2,55,80.12	19,77.70	(+) 89
Census of Minor Irrigation	---	---	1,30,72.42	---	---
Central Share	---	---	2,26.62	93.93	(-) 100
Small Irrigation	---	---	2,11.03	---	---
Rationalisation of Minor Irrigation & Statistics	---	---	1,09.16	---	---
Central Share	---	---	43.47	1.11	(-) 100
Accelerated Irrigation Benefit Programme (AIBP)	---	---	1,80.27	---	---
Minor Irrigation	---	---	3,22.62	---	---
State Share	---	---	6,62.65	---	---
Maibong Irrigation Division	---	---	0.65	---	---

**16 - DETAILED STATEMENT OF CAPITAL EXPENDITURE BY MINOR HEADS AND SUB-HEADS**

Nature of Expenditure	Expenditure during 2020-2021		Expenditure to end of 2020-2021	Expenditure during 2019-2020	Per Cent of Increase(+)/ Decrease(-) during the year
	Charged/ Voted	Total			
(Figures in italics represent charged expenditure)		(In lakh of ₹)			
C. CAPITAL ACCOUNT OF ECONOMIC SERVICES – Contd.					
(d) Capital Account of Irrigation and Flood Control – Contd.					
4702 Capital Outlay on Minor Irrigation – Concl'd.					
800Other Expenditure – Concl'd.					
Pradhan Mantri Krishi Sinchai Yojana - Har Khet ko Pani					
Central Share	87,37.12	87,37.12	4,76,36.75	3,88,99.63	(-) 78
State Share	---	---	4,28.05	4,28.05	(-) 100
Total - 800 Other Expenditure	1,25,07.94	1,25,07.94	30,07,55.77	6,19,79.85	(-) 80
911Deduct-Recoveries of Overpayments	(-)2.72	(-)2.72	(-)13.77	---	(+) 100
Total - 4702	5,94,79.48	5,94,79.48	87,89,70.32	8,82,75.32	(-) 33
4705 Capital Outlay on Command Area Development					
002Command Area Development	---	---	17,06.38	---	---
Normal	---	---	1,98.38	---	---
CAD to Malobari LIS Project	8.21	8.21	2,28.78	40.87	(-) 80
Earmarked Fund					
CAD to Malobari LIS Project	1,01.77	1,01.77	3,50.41	---	(+) 100
CAD for Bordikarai Irrigation Scheme	---	---	5,67.02	4,80.06	(-) 100
CAD for Pahumara Irrigation Project	---	---	7,48.84	3,79.98	(-) 100
New CAD for Dhonsiri					
New CAD for Dhonsiri	1,01.65	1,01.65	18,63.93	9,29.81	(-) 89
Total - 002 Command Area Development	2,11.63	2,11.63	56,63.74	18,30.72	(-) 88
003Command Area Development for Jamuna Irrigation Schemes	---	---	32,69.63	---	---
004Command Area Development for Sukla Irrigation Schemes	---	---	19,31.90	---	---



# 16 - DETAILED STATEMENT OF CAPITAL EXPENDITURE BY MINOR HEADS AND SUB-HEADS

Nature of Expenditure	Expenditure during 2020-2021		Expenditure to end of 2020-2021	Expenditure during 2019-2020	Per Cent of Increase(+)/ Decrease(-) during the year
	Charged/ Voted	Total			
	(Figures in italics represent charged expenditure)				
<b>C. CAPITAL ACCOUNT OF ECONOMIC SERVICES – Contd.</b>					
<b>(d) Capital Account of Irrigation and Flood Control – Contd.</b>					
<b>4705 Capital Outlay on Command Area Development – Concltd.</b>					
005Command Area Development for Kaliabor Irrigation Schemes	---	---	12,17.79	---	---
006Command Area Development for Kaldia Irrigation Schemes	---	---	13,34.68	---	---
007Command Area Development for Dekadong Irrigation Schemes	---	---	8,07.72	---	---
008Command Area Development for Bordikri Irrigation Schemes	---	---	3,25.14	---	---
011Command Area Development for Lower Assam					
CAD for Lower Assam (Champamati Irrigation Project)	2,92.17	2,92.17	2,92.17	---	(+) 100
Champamati Irrigation Project					
Central Share	---	---	3,76.57	3,55.73	(-) 100
State Share	---	---	6,79.99	---	---
<b>Total - 011 Command Area Development for Lower Assam</b>	<b>2,92.17</b>	<b>2,92.17</b>	<b>13,48.73</b>	<b>3,55.73</b>	<b>(-) 18</b>
012Command Area Development for Pahumara Irrigation Project	---	---	1,02.59	---	---
800Other Expenditure					
Other Works each Costing below ₹ 5 crore	---	---	11,26.10	---	---
<b>Total - 4705</b>	<b>5,03.80</b>	<b>5,03.80</b>	<b>1,71,28.02</b>	<b>21,86.45</b>	<b>(-) 77</b>
<b>4711 Capital Outlay on Flood Control Projects</b>					
<b>01 Flood Control</b>					
001Direction and Administration					
Barak Valley Flood Control Project	---	---	32.74	---	---
Brahmaputra Flood Control Project	---	---	2,05.95	---	---
Flood Control Project in Hill District	---	---	13.40	---	---

---

**16 - DETAILED STATEMENT OF CAPITAL EXPENDITURE BY MINOR HEADS AND SUB-HEADS**


---

Nature of Expenditure	Expenditure during 2020-2021		Expenditure to end of 2020-2021	Expenditure during 2019-2020	Per Cent of Increase(+)/ Decrease(-) during the year
	Charged/ Voted	Total			
(Figures in italics represent charged expenditure)			(In lakh of ₹)		
C. CAPITAL ACCOUNT OF ECONOMIC SERVICES – Contd.					
(d) Capital Account of Irrigation and Flood Control – Contd.					
4711 Capital Outlay on Flood Control Projects – Contd.					
01 Flood Control – Contd.					
001 Direction and Administration					
Anti-Erosion Project	---	---	10.92	---	---
Total - 001 Direction and Administration	---	---	2,63.01	---	---
052 Machinery and Equipment					
Barak Valley Flood Control Project	---	---	3.29	---	---
Brahmaputra Flood Control Project	---	---	25.06	---	---
Total - 052 Machinery and Equipment	---	---	28.35	---	---

---

**16 - DETAILED STATEMENT OF CAPITAL EXPENDITURE BY MINOR HEADS AND SUB-HEADS**


---

Nature of Expenditure	Expenditure during 2020-2021		Expenditure to end of 2020-2021	Expenditure during 2019-2020	Per Cent of Increase(+)/ Decrease(-) during the year
	Charged/ Voted	Total			
(Figures in italics represent charged expenditure)			(In lakh of ₹)		
C. CAPITAL ACCOUNT OF ECONOMIC SERVICES – Contd.					
(d) Capital Account of Irrigation and Flood Control – Contd.					
4711 Capital Outlay on Flood Control Projects – Contd.					
01 Flood Control – Contd.					
103 Civil Works	---	---	7,08.22	---	---
Barak Valley Flood Control Project	---	---	80,66.09	---	---
Flood Damage Restoration	37,36.50	37,36.50	37,36.50	---	(+) 100
Court Cases	14.13	14.13	46.20	8.86	(+) 59
Chief Minister Special Package for Barak Valley	2,11.15	2,11.15	43,52.66	---	(+) 100
Payment for Work Charge & Muster Roll Employees	---	---	1,17.34	---	---
Embankments	---	---	82,24.50	---	---
One time Allocation (ACA)	---	---	4,28.47	---	---
Embankment Labour	---	---	1.84	---	---
Joint River Commission Scheme	---	---	13,22.85	---	---
R.I.D.F. (NABARD)	5,20.85	5,20.85	62,83.72	5,67.73	(-) 8
Task Force	---	---	1,44.90	---	---
State Share	---	---	9,52.76	---	---
FMP 10% Loan (State Share)	1,14.21	1,14.21	14,10.21	11,80.82	(-) 90

# 16 - DETAILED STATEMENT OF CAPITAL EXPENDITURE BY MINOR HEADS AND SUB-HEADS

Nature of Expenditure	Expenditure during 2020-2021		Expenditure to end of 2020-2021	Expenditure during 2019-2020	Per Cent of Increase(+)/ Decrease(-) during the year
	Charged/ Voted	Total			
	(Figures in italics represent charged expenditure)				
<b>C. CAPITAL ACCOUNT OF ECONOMIC SERVICES – Contd.</b>					
<b>(d) Capital Account of Irrigation and Flood Control – Contd.</b>					
<b>4711 Capital Outlay on Flood Control Projects – Contd.</b>					
<b>01 Flood Control – Contd.</b>					
103 Civil Works – Contd.					
Brahmaputra Flood Control Project	---	---	7,56,25.74	---	---
Flood Damage Restoration	1,44,93.43	1,44,93.43	1,97,42.66	52,49.23	(+) 176
Court Cases	2,26.43	2,26.43	10,46.42	3,52.24	(-) 36
Payment for Work Charge & Muster Roll Employees	---	---	41.70	---	---
Embankments	38,38.44	38,38.44	14,68,67.54	31,22.36	(+) 23
Land Acquisition	---	---	11,81.33	5,05.03	(-) 100
One Time Allocation (ACA)	---	---	8,49.82	---	---
Untied SCA Fund	---	---	1,79.28	---	---
R.I.D.F.(NABARD)	59,16.02	59,16.02	6,06,69.89	80,97.68	(-) 27
Anti Erosion Measures to Protect Banugaon, Kwirwguri, Khagarbari Villages & Adjoining of River Saralbhangha	---	---	4,50.00	---	---
Anti Erosion Measures to Protect Borghopa Villages and Adjoining Area from Erosion of River Sankosh, Kokrajhar	---	---	1,35.00	---	---
Protection of Simaluguri Town and its Adjoining Areas from Erosion of River Dikhow	---	---	71.43	---	---
Anti Erosion Measure to Protect Dessang Left Bank at Rohan Bortani, Laipulia and Miripathat Areas	---	---	4,74.99	---	---
Anti Erosion Measure to Dikhow Bund Right Bank from Manipuri Basti to AT Road against Erosion of River Dikhow, Sivsagar	---	---	3,82.00	---	---
Central Share	---	---	6,79.86	---	---
State Share	---	---	3,04,03.11	---	---

---

**16 - DETAILED STATEMENT OF CAPITAL EXPENDITURE BY MINOR HEADS AND SUB-HEADS**


---

Nature of Expenditure	Expenditure during 2020-2021		Expenditure to end of 2020-2021	Expenditure during 2019-2020	Per Cent of Increase(+)/ Decrease(-) during the year
	Charged/ Voted	Total			
	(Figures in italics represent charged expenditure)				
			(In lakh of ₹)		
C. CAPITAL ACCOUNT OF ECONOMIC SERVICES – Contd.					
(d) Capital Account of Irrigation and Flood Control – Contd.					
4711 Capital Outlay on Flood Control Projects – Contd.					
01 Flood Control – Contd.					
103 Civil Works – Contd.					
FMP 90% Grant (Central Share)	65,01.29	65,01.29	5,27,83.60	1,33,94.51	(-) 51
FMP 10% Loan (State Share)	43.69	43.69	1,03,84.85	25,84.66	(-) 98
Strengthening & Improvement of Training and Research Facilities under AWRMI	51.74	51.74	5,16.58	---	(+) 100
Land Reclamation and Research Project	---	---	2,86.56	---	---
Assam Water Mission	---	---	2,26.98	81.33	(-) 100
Embankments	---	---	1,00.00	---	---
Flood Control Works on Brahmaputra Valley	---	---	56.77	---	---
Flood Control Project in Hill District (Additional Central Assistance)	---	---	85,48.03	---	---
Embankments	3,80.35	3,80.35	69,36.21	1,69.50	(+) 124
Additional Central Assistance	---	---	9,50.61	---	---

**16 - DETAILED STATEMENT OF CAPITAL EXPENDITURE BY MINOR HEADS AND SUB-HEADS**

Nature of Expenditure	Expenditure during 2020-2021		Expenditure to end of 2020-2021	Expenditure during 2019-2020	Per Cent of Increase(+)/ Decrease(-) during the year
	Charged/ Voted	Total			
(Figures in italics represent charged expenditure)		(In lakh of ₹)			
C. CAPITAL ACCOUNT OF ECONOMIC SERVICES – Contd.					
(d) Capital Account of Irrigation and Flood Control – Contd.					
4711 Capital Outlay on Flood Control Projects – Contd.					
01 Flood Control – Contd.					
103 Civil Works – Contd.					
State Specific Scheme					
Rejuvenation of Kollong River	3,88.66	3,88.66	21,95.44	9,22.82	(-) 58
Survey of Brahmaputra Express Highway on Both Bank	---	---	1,90.01	---	---
Procurement of Developmental Vehicle	---	---	5,31.29	---	---
Construction of Sluice Gate and Other Structures at Majuli	3,31.38	3,31.38	13,30.23	7,79.36	(-) 57
Improvement of Chief Engineer Office Complex and Lift	71.24	71.24	4,10.83	18.61	(+) 283
Provision for Other New Schemes in Brahmputra and Barak Valley	42,72.30	42,72.30	1,34,42.49	49,55.39	(-) 14
Dredging of Bharalu, Morabharalu, Bahini & Basistha	---	---	22,82.43	---	---
Anti-erosion Measures to Protect Hel Bazar and adjoining Areas from Erosion of River Hel in Kokrajar	---	---	2,59.99	---	---
R/S to Nonoi Embankment R/B from N.H. 52 to RK B/ Dyke	---	---	3,27.92	---	---
Excavation of River Ghiladhori Kakodonga, Kolajan & Kharijan	---	---	7,45.88	---	---
Providing Motor Launch at Majuli and Inspection of Different Erosion Affected Sites including Transportation of Different Materials	21.94	21.94	2,19.90	35.46	(-) 38
Strengthening of B/ Dyke from Sulung to 4 no. Barghuli Area ( Ch. 0 to 1 Km)	---	---	95.00	---	---
Strengthening of B/Dyke from Bhowkamari to Sapekhati	---	---	99.00	---	---
For Other Schemes	---	---	9,86.14	29.72	(-) 100
Recoupment of B/Dyke from Ch. 0 to 950 m on L/B Near Ambagan Area	---	---	98.00	---	---
Providing Divisional Office Complex and Guest House with Conference Hall in Majuli Island and Re-construction & Renovation of Chief Engineers	---	---	8,30.53	2,38.50	(-) 100

**16 - DETAILED STATEMENT OF CAPITAL EXPENDITURE BY MINOR HEADS AND SUB-HEADS**

Nature of Expenditure	Expenditure during 2020-2021		Expenditure to end of 2020-2021	Expenditure during 2019-2020	Per Cent of Increase(+)/ Decrease(-) during the year	
	Charged/ Voted	Total				
	(Figures in italics represent charged expenditure)					
			(In lakh of ₹)			
C. CAPITAL ACCOUNT OF ECONOMIC SERVICES – Contd.						
(d) Capital Account of Irrigation and Flood Control – Contd.						
4711 Capital Outlay on Flood Control Projects – Contd.						
01 Flood Control – Contd.						
103 Civil Works – Contd.						
Building along with Renovation of Departmental Assets						
Construction of B/Dyke along L/B of River Brahmaputra from Chagalikata to Kasosila & B/dyke along R/B of Pokoria from Sildubi Outfall under MGNERGA						
Critical Flood Control & Anti-erosion in Brahmaputra & Barak Valley Scheme under RIDF						
Protection Work of RCC Porcupine at River Subansiri Right Bank at Katori Chapori, Kamalpur & its Adjoining Area						
Erosion Protection at Charikaria River, Dhakuakhana						
Protection of RCC Porcupine at Goroimari and its Adjoining Areas River Subansiri Left Bank						
Protection of RCC Porcupine at Khalihari and its Adjoining Areas River Subansiri Left Bank						
Chief Ministers Special Package for Dhakuakhana						
Protection Work of RCC Porcupine at River Subansiri Rightbank at Katori Chapori, Kamalpur & its Area						
Erosion Protection at Charikaria River, Dhakuakhana						
Protection of RCC Porcupine at Goroimari and its Adjoining Areas River Subansiri Left Bank						
Protection of RCC Porcupine at Khalihari and its Adjoining Areas River Subansiri Left Bank						

**16 - DETAILED STATEMENT OF CAPITAL EXPENDITURE BY MINOR HEADS AND SUB-HEADS**

Nature of Expenditure	Expenditure during 2020-2021		Expenditure to end of 2020-2021	Expenditure during 2019-2020	Per Cent of Increase(+)/ Decrease(-) during the year
	Charged/ Voted	Total			
	(Figures in italics represent charged expenditure)				
C. CAPITAL ACCOUNT OF ECONOMIC SERVICES – Contd.					
(d) Capital Account of Irrigation and Flood Control – Contd.					
4711 Capital Outlay on Flood Control Projects – Concl'd.					
01 Flood Control – Concl'd.					
103 Civil Works – Concl'd.					
Total - 103 Civil Works	4,11,33.75	4,11,33.75	48,20,82.50	4,22,93.81	(-) 3
796 Tribal Area Sub-Plan					
Flood Control Project in Hill District	---	---	1,11.62	---	---
800 Other Expenditure					
Assistance to the Bodoland Autonomous Council	---	---	80,51.68	---	---
Brahmaputra Flood Control Project					
Pre 1974-75 Outlay not Allocated	---	---	51,15.78	---	---
Externally Aided Projects					
AIFRERMA	---	---	67,50.00	---	---
Other Works each Costing below ₹ 5 crore	---	---	2,45,67.07	---	---
Assam Integrated Flood & River Bank Erosion Risk Management Investment Programme					
Central Share	---	---	4,49,79.03	2,80,00.00	(-) 100
State Share	---	---	98,38.44	31,11.11	(-) 100
Total - 800 Other Expenditure	---	---	9,93,02.00	3,11,11.11	(-) 100
911 Deduct-Recoveries of Overpayments	---	---	(-)1,11.79	(-)1,10.50	(-) 100
Total - 01 Flood Control	4,11,33.75	4,11,33.75	58,16,75.69	7,32,94.42	(-) 44
Total - 4711	4,11,33.75	4,11,33.75	58,16,75.69	7,32,94.42	(-) 44



**16 - DETAILED STATEMENT OF CAPITAL EXPENDITURE BY MINOR HEADS AND SUB-HEADS**

Nature of Expenditure	Expenditure during 2020-2021		Expenditure to end of 2020-2021	Expenditure during 2019-2020	Per Cent of Increase(+)/ Decrease(-) during the year	
	Charged/ Voted	Total				
(Figures in italics represent charged expenditure)		(In lakh of ₹)				
C. CAPITAL ACCOUNT OF ECONOMIC SERVICES – Contd.						
(d) Capital Account of Irrigation and Flood Control – Concl'd.						
Total - (d) Capital Account of Irrigation and Flood Control		10,15,86.10	10,15,86.10	1,61,39,25.80	16,41,37.33	(-) 38
(e) Capital Account of Energy						
4801 Capital Outlay on Power Projects						
01 Hydel Generation						
800Other Expenditure						
Hydro Electric Projects under RIDF XI		---	---	18,61.53	---	---
Amguri Solar Power Project		---	---	26,41.00	---	---
Conversion of 500 KM of LT Conductor with AB Cables in Towns		---	---	25,00.00	---	---
Replacement of existing Bamboo/ Wooden Poles in HT/LT Network of APDCL and upgradation of low lying Sub Station prone to flooding		---	---	30,49.00	18,75.00	(-) 100
Expansion of 1912 Helpline throughout the State		---	---	3,60.00	1,60.00	(-) 100
Construction of Dedicated Feeder for Tea Garden		---	---	20,00.00	---	---
Bardikarai Small Hydro Electric Project		1,53.60	1,53.60	23,67.76	22,14.16	(-) 93
Procurement of Meters		4,75.00	4,75.00	4,75.00	---	(+) 100
RIDF- XII Scheme under NABARD		---	---	3,30.00	---	---
Chief Minister's Special Package for Barak Valley		---	---	20.00	---	---
Assam Power Sector Enhancement Investment Programme (ADB)						
Central Share		---	---	42,46.36	---	---
State Share		---	---	5,04.00	---	---
APSEIP Tranche 4 (ADB)						
Central Share		2,72,03.00	2,72,03.00	5,88,13.00	---	(+) 100
State Share		---	---	1,81,92.00	---	---

**16 - DETAILED STATEMENT OF CAPITAL EXPENDITURE BY MINOR HEADS AND SUB-HEADS**

Nature of Expenditure	Expenditure during 2020-2021		Expenditure to end of 2020-2021	Expenditure during 2019-2020	Per Cent of Increase(+)/ Decrease(-) during the year
	Charged/ Voted	Total			
(Figures in italics represent charged expenditure)			(In lakh of ₹)		
C. CAPITAL ACCOUNT OF ECONOMIC SERVICES – Contd.					
(e) Capital Account of Energy – Contd.					
4801 Capital Outlay on Power Projects – Contd.					
01 Hydel Generation – Concl'd.					
800Other Expenditure – Concl'd.					
Composite Scheme of Transmission & Distribution in NER (NERPSIP)	---	---	18,00.00	---	---
Ujjal DISCOM Assurance Yojana (UDAY) Scheme					
Targeted Activities under UDAY	---	---	5,10,38.00	---	---
Assured 24 Hours Electricity Supply in Kaziranga, Kamakhya, Soalkuchi, Tezpur, Manash, Pobitora & Majuli					
Separation of Feeders	28.50	28.50	28.50	---	(+) 100
Enhancement of Intra State Transmission System of Assam (AIIB)					
Assam Electricity Grid Corporation Limited (AEGCL)	16,80.00	16,80.00	16,80.00	---	(+) 100
Total - 800 Other Expenditure	2,95,40.10	2,95,40.10	15,19,06.15	42,49.16	(+) 595
Total - 01 Hydel Generation	2,95,40.10	2,95,40.10	15,19,06.15	42,49.16	(+) 595
06 Rural Electrification					
800Other Expenditure	---	---	27,04.95	---	---
Rural Electrification Programme (NRPP)	---	---	45,83.85	---	---
Solar Electrification of State Share	---	---	3,00.00	---	---
Rural Electrification Programme (MNP)	---	---	11,93.40	---	---
Accelerated Power Development Programme	---	---	1,58,62.80	---	---
Solar Electrification of State Share	---	---	15,00.00	---	---
Untied Special Central Assistance (SCA)	---	---	57,28.00	---	---
Electrification of Lower Primary & Upper Primary School	---	---	10,00.00	---	---

---

**16 - DETAILED STATEMENT OF CAPITAL EXPENDITURE BY MINOR HEADS AND SUB-HEADS**


---

Nature of Expenditure	Expenditure during 2020-2021		Expenditure to end of 2020-2021	Expenditure during 2019-2020	Per Cent of Increase(+)/ Decrease(-) during the year
	Charged/ Voted	Total			
(Figures in italics represent charged expenditure)			(In lakh of ₹)		
C. CAPITAL ACCOUNT OF ECONOMIC SERVICES – Contd.					
(e) Capital Account of Energy – Contd.					
4801 Capital Outlay on Power Projects – Contd.					
06 Rural Electrification – Concl'd.					
800Other Expenditure – Concl'd.					
One Time Allocation (ACA for General)	---	---	78,00.00	---	---
Accelerated Power Development Reform Programme (APDRP)	---	---	1,00,00.00	---	---
RIDF- XII Scheme under NABARD	---	---	15,00.00	---	---
Assam Vikash Yojana	---	---	1,35,05.33	---	---
Namrup Power Replacement Project (One time ACA)	---	---	30,00.00	---	---
Externally Aided Project (ADB)	---	---	19,86,44.12	69,88.10	(-) 100
Myntriang Small Hydro Electric Project	---	---	10,00.00	---	---
Pradhan Mantri Gramodaya Yojna (PMGY)	---	---	29,53.35	---	---
Total - 800 Other Expenditure	---	---	27,12,75.80	69,88.10	(-) 100
Total - 06 Rural Electrification	---	---	27,12,75.80	69,88.10	(-) 100
80 General					
190Investments in Public Sector and Other Undertakings	---	---	13,98,75.32	---	---
800Other Expenditure	---	---	3,00.02	---	---
Accelerated Power Development Project	---	---	3,69,37.79	---	---
Lower Kopili Hydro Electric Project 15 MW (Acquisition of Land)	---	---	5,00.00	---	---
Renovation & Modernisation of existing Sub-station & District Station in Rural Areas of Assam	---	---	13,93.19	---	---
One Time Allocation (ACA for General)	---	---	66,82.40	---	---

**16 - DETAILED STATEMENT OF CAPITAL EXPENDITURE BY MINOR HEADS AND SUB-HEADS**

Nature of Expenditure	Expenditure during 2020-2021		Expenditure to end of 2020-2021	Expenditure during 2019-2020	Per Cent of Increase(+)/ Decrease(-) during the year
	Charged/ Voted	Total			
(Figures in italics represent charged expenditure)			(In lakh of ₹)		
C. CAPITAL ACCOUNT OF ECONOMIC SERVICES – Contd.					
(e) Capital Account of Energy – Contd.					
4801 Capital Outlay on Power Projects – Concl'd.					
80 General – Concl'd.					
800Other Expenditure – Concl'd.					
Assam Vikash Yojana					
400/220/132/33KV Sub-station at Kukumara					
State Share for Implementation of Remote Village Electrification					
Augmentation of 220/132/33 KV Sub-Station at Salakati					
Improvement of ST& D System					
State Share towards Project Development Fund of JVC with IL&FS					
Namrup Power Replacement Project (One time ACA)					
Transmission Line Department					
Solar Rural Electrification					
Pradhan Mantri Gramodaya Yojna (PMGY)					
Total - 800 Other Expenditure					
Total - 80 General					
Total - 4801					
4802 Capital Outlay on Petroleum					
190Investment in Public Sector & Other Undertakings					
The Indian Refineries Ltd. Guwahati					
Total - 4802					

---

**16 - DETAILED STATEMENT OF CAPITAL EXPENDITURE BY MINOR HEADS AND SUB-HEADS**


---

Nature of Expenditure	Expenditure during 2020-2021		Expenditure to end of 2020-2021	Expenditure during 2019-2020	Per Cent of Increase(+)/ Decrease(-) during the year
	Charged/ Voted	Total			
	(Figures in italics represent charged expenditure)				
C. CAPITAL ACCOUNT OF ECONOMIC SERVICES – Contd.					
(e) Capital Account of Energy – Concl'd..					
4810 Capital Outlay on New and Renewable Energy					
600Others	---	---	0.07	---	---
Total - 4810	---	---	0.07	---	---
Total - (e) Capital Account of Energy	2,95,40.10	2,95,40.10	63,31,88.21	1,12,37.26	(+) 163

# 16 - DETAILED STATEMENT OF CAPITAL EXPENDITURE BY MINOR HEADS AND SUB-HEADS

Nature of Expenditure	Expenditure during 2020-2021		Expenditure to end of 2020-2021	Expenditure during 2019-2020	Per Cent of Increase(+)/ Decrease(-) during the year
	Charged/ Voted	Total			
	(Figures in italics represent charged expenditure)				
			(In lakh of ₹)		
C. CAPITAL ACCOUNT OF ECONOMIC SERVICES – Contd.					
(f) Capital Account of Industry and Minerals					
4851 Capital Outlay on Village and Small Industries					
003 Training					
Handloom Training Institute & Centre					
Construction of HTC Building at Tinsukia, Sarthebari & Narayapur	---	---	64.68	---	---
Construction of HTC with Grade IV Quarter at Chamata	---	---	33.34	24.38	(-) 100
Construction of HTC Building with N/C Quarter at Khakrisal	---	---	31.77	---	---
Construction of HTC Building at Sibsagar	---	---	20.09	20.09	(-) 100
Construction of HTC Unit with N/C Quarter at Behali	---	---	11.49	6.00	(-) 100
Upgradation Improvement and E/F at HTC Amguri	---	---	21.95	12.91	(-) 100
Upgradation Improvement at HTC Khowang	---	---	10.00	---	---
Upgradation Improvement at HTC Kachari Pathar	---	---	9.50	---	---
Upgradation Improvement at HTC Rupaichaiding	---	---	1.91	---	---
Construction of HTC with Gr-IV Qtr. at Hatsingimari	---	---	18.87	18.87	(-) 100
Construction of HTC with Gr-IV Quarter at Baguan	---	---	20.95	10.00	(-) 100
Reconstruction of HTC Building at Soolea with N/C Quarter	---	---	23.02	18.41	(-) 100
Construction of Boundary Wall at HTC Kabuganj, Abhayapuri, Borkanda, Baida, Goalpara, Rongjuli, Nityananda, Ouguri & Rani	---	---	92.53	7.00	(-) 100
Construction of HTC Building, N/C Quarter & Allied Works at Charaibahi, Kaki & Hojai	25.00	25.00	78.93	43.79	(-) 43
Reconstruction of HTC Building at Katlichara, Kabuganj, Mahakal, Thelamara, Chariduar & N/C Lakhimpur	---	---	1,17.92	75.00	(-) 100
Reconstruction of HTC Building, Girl Hostel and Construction of Boundary Wall & Allied Works at Ganakkuchi	---	---	27.23	12.07	(-) 100
Reconstruction of HTC Building and Grade IV Quarter and Allied Works at	---	---	26.36	20.00	(-) 100

**16 - DETAILED STATEMENT OF CAPITAL EXPENDITURE BY MINOR HEADS AND SUB-HEADS**

Nature of Expenditure	Expenditure during 2020-2021		Expenditure to end of 2020-2021	Expenditure during 2019-2020	Per Cent of Increase(+)/ Decrease(-) during the year
	Charged/ Voted	Total			
	(Figures in italics represent charged expenditure)				
			(In lakh of ₹)		
C. CAPITAL ACCOUNT OF ECONOMIC SERVICES – Contd.					
(f) Capital Account of Industry and Minerals – Contd.					
4851 Capital Outlay on Village and Small Industries – Contd.					
003 Training – Concl'd.					
Dakhinpat					
Reconstruction of HTC Building and Allied Works at Raha		---	---	17.08	17.08 (-) 100
Renovation of HTC, Anandapur, Dalgaon, Bhakotpara, Goalpara, Nityananda, Sonapur, Digboi, Garmurh, Nazira, Dhakuakhana & Rani		---	---	1,25.53	---
Renovation of HTC Building and Girls Hostel at Nellie and Hatbor		---	---	44.91	22.08 (-) 100
Renovation of Girls Hostel and Grade IV Quarter at HTC, Hajo		---	---	14.25	1.95 (-) 100
Construction of Grade IV Quarter of HTC, Abhyapuri & Nityananda		---	---	15.20	---
Construction of HTC at Jamunamukh, Hatisung, Charabahi, Hatibor and Kaki		---	---	65.27	42.50 (-) 100
Construction & Site Development at HTC, Behali		---	---	9.48	---
Total - 003 Training		25.00	25.00	9,02.26	3,52.13 (-) 93
101 Industrial Estates					
Industrial Estate		---	---	12,84.68	---
Commercial Estate		---	---	13.62	---
Industrial Estate Growth Centre		---	---	1,36.10	---
Total - 101 Industrial Estates		---	---	14,34.40	---
102 Small Scale Industries					
Regional Establishment		---	---	28.50	---
Share Capital to Assam small industries development corporarion		---	---	25.49	20.57 (-) 100
Other Works below Costing ₹ 5 crore		---	---	2,90.66	---
Share Capital to Assam Government Marketing Corporation,Guwahati		---	---	2,98.15	---
		---	---	1,66.61	---

**16 - DETAILED STATEMENT OF CAPITAL EXPENDITURE BY MINOR HEADS AND SUB-HEADS**

Nature of Expenditure	Expenditure during 2020-2021		Expenditure to end of 2020-2021	Expenditure during 2019-2020	Per Cent of Increase(+)/ Decrease(-) during the year
	Charged/ Voted	Total			
(Figures in italics represent charged expenditure)			(In lakh of ₹)		
C. CAPITAL ACCOUNT OF ECONOMIC SERVICES – Contd.					
(f) Capital Account of Industry and Minerals – Contd.					
4851 Capital Outlay on Village and Small Industries – Contd.					
102Small Scale Industries – Concl'd.					
Share Capital to Assam Hills Small Industries Development Corporation, Guwahati	---	---	2,40.49	---	---
Share Capital to Assam Government Textile Corporation	---	---	4.00	---	---
Total - 102 Small Scale Industries	---	---	10,53.90	20.57	(-) 100
103Handloom Industries					
District Development Schemes	51.28	51.28	1,62.40	---	---
Construction of Handloom Trade Centre at Machkhowa	9.93	9.93	81.12	4.63	(+) 114
Construction of Handloom Trade Centre at Dibrugarh	---	---	11.92	---	---
Construction of ADHT office Building, Jorhat, Dhubri, Lakhimpur, Sonitpur	---	---	1,01.46	---	---
Construction of Godown at Superintendent Office, Morigaon	---	---	5.45	---	---
Construction & Installation of Infrastructure Development Work Incubation Centre at Boragaon	---	---	49.67	---	---
Financial Assistance to AGMC	---	---	49.99	---	---
Construction of Grade IV Quarter of Superintendent Office, Rangia	---	---	6.65	---	---
Construction of Retaining Wall at ADHT Campus Dhubri	---	---	2.00	---	---
Renovation of SHT Office Morigaon	---	---	14.25	---	---
Re-construction of ADHT Office Building at Nagaon	---	---	30.00	30.00	(-) 100



**16 - DETAILED STATEMENT OF CAPITAL EXPENDITURE BY MINOR HEADS AND SUB-HEADS**

Nature of Expenditure	Expenditure during 2020-2021		Expenditure to end of 2020-2021	Expenditure during 2019-2020	Per Cent of Increase(+)/ Decrease(-) during the year
	Charged/ Voted	Total			
	(Figures in italics represent charged expenditure)				
C. CAPITAL ACCOUNT OF ECONOMIC SERVICES – Contd.					
(f) Capital Account of Industry and Minerals – Contd.					
4851 Capital Outlay on Village and Small Industries – Contd.					
103 Handloom Industries – Concl'd.					
Handloom Production Centre					
Construction of Weavers Extension Service Unit at Sarupeta,Gauripur,Rongjuli, Bokakhat, Nizdahi	---	---	7.52	---	---
Construction of WESU Building at Biswanath Chariali	---	---	24.99	4.58	(-) 100
Construction of B/B Wall and E/F at Unit Bokakhat	---	---	7.60	---	---
Earth Filling, Approach Road, Culvert and Broadway B/W at WESU Nahorkatia	---	---	3.04	---	---
Construction of Boundary Wall at HPC, Solmara & Dudhnoi	---	---	19.00	---	---
Construction of WESU Building N/C Quarter & Allied Works at Hojai	4.75	4.75	29.75	25.00	(-) 81
Construction of WESU Building at Teok, Jamugrihat, Gohpur, Dhekiajuli, Kalabari & Gogamukh	---	---	53.20	34.10	(-) 100
Renovation of HPC, Dudhnoi and Grade IV Quarter at HPC, Dudhnoi & Sansari	---	---	19.91	8.93	(-) 100
Renovation of WESU at Bishnupur, Nagaon, Dhemaji and Boropujia	---	---	36.53	28.97	(-) 100
Renovation of Boundary Wall at WESU at Bishnupur	---	---	4.75	---	---
Construction of WESU at Sarupeta, Sarthebari, Chayagaon, Sipajhar, Gohpur, Chimen Chapori, Kalabari & Teok	---	---	62.52	45.00	(-) 100
Construction of WESU with N/C QTR. at Ramdia, Lanka, Boko, Beltola, Tihu, Kaithalkuchi, Barbhag, Sissiborgaon, Megela, Deomorno	---	---	87.50	87.50	(-) 100
Designing, Installation for Setting up of AC at Conference Hall in the Directorate of Handloom & Textile	---	---	36.79	20.00	(-) 100
Total - 103 Handloom Industries	65.96	65.96	14,20.99	2,88.71	(-) 77

**16 - DETAILED STATEMENT OF CAPITAL EXPENDITURE BY MINOR HEADS AND SUB-HEADS**

Nature of Expenditure	Expenditure during 2020-2021		Expenditure to end of 2020-2021	Expenditure during 2019-2020	Per Cent of Increase(+)/ Decrease(-) during the year
	Charged/ Voted	Total			
(Figures in italics represent charged expenditure)		(In lakh of ₹)			
C. CAPITAL ACCOUNT OF ECONOMIC SERVICES – Contd.					
(f) Capital Account of Industry and Minerals – Contd.					
4851 Capital Outlay on Village and Small Industries – Contd.					
104Handicraft Industries	---	---	2,65.34	---	---
107Sericulture Industries	1,18.65	1,18.65	4,96.96	1,04.34	(+) 14
Sericulture Farms	37.59	37.59	4,89.76	---	(+) 100
Other Works below Costing ₹ 5 crore	---	---	1,16.88	---	---
Share Capital to Assam Spun Silk Mills Ltd. Jagiroad,Nowgaon	---	---	68.87	---	---
Assam Rural Infrastructure Development Fund ( RIDF)-NABARDs Loan Component					
Regional Development Scheme	27.48	27.48	9,87.02	1,29.11	(-) 79
<b>Total - 107 Sericulture Industries</b>	<b>1,83.72</b>	<b>1,83.72</b>	<b>21,59.48</b>	<b>2,33.45</b>	<b>(-) 21</b>
108Powerloom Industries	---	---	1.20	---	---
109Composite Village and Small Industries Co-operatives					
Share Capital Contribution to Processing Co-operative Societies (APOL)	---	---	3,84.91	---	---
Co-operation	---	---	8,57.28	---	---
Share Capital Contribution to Industrial Cooperatives	---	---	3,76.13	---	---
<b>Total - 109 Composite Village and Small Industries Co-operatives</b>	<b>---</b>	<b>---</b>	<b>16,18.32</b>	<b>---</b>	<b>---</b>
796Tribal Area Sub-Plan	---	---	1,30.48	---	---
Commercial Estate	10.58	10.58	55.43	---	(+) 100

**16 - DETAILED STATEMENT OF CAPITAL EXPENDITURE BY MINOR HEADS AND SUB-HEADS**

Nature of Expenditure	Expenditure during 2020-2021		Expenditure to end of 2020-2021	Expenditure during 2019-2020	Per Cent of Increase(+)/ Decrease(-) during the year
	Charged/ Voted	Total			
(Figures in italics represent charged expenditure)		(In lakh of ₹)			
C. CAPITAL ACCOUNT OF ECONOMIC SERVICES – Contd.					
(f) Capital Account of Industry and Minerals – Contd.					
4851 Capital Outlay on Village and Small Industries – Concl'd.					
800Other Expenditure					
Scheduled Caste Component Plan					
Commercial Estate	23.68	23.68	3,57.64	---	(+) 100
Rural Infrastructure Development Fund	---	---	17,22.94	---	---
Other Works below Costing ₹ 5 crore	---	---	2,70.65	---	---
Rural Marketing Infrastructure Development Project under RIDF	---	---	15,00.34	---	---
Total - 800 Other Expenditure	23.68	23.68	38,51.57	---	(+) 100
Total - 4851	3,08.94	3,08.94	1,28,93.37	8,94.86	(-) 65
4853 Capital Outlay on Non-ferrous Mining and Metallurgical Industries					
01 Mineral Exploration and Development					
190Investments in Public Sector and Other Undertakings					
Assam and Meghalaya Mineral Development Corporation Limited,Guwahati	---	---	35.36	---	---
Assam Mineral Development Corporation Ltd.	---	---	4,63.15	---	---
Total 190 Investments in Public Sector and Other Undertakings	---	---	4,98.51	---	---
800Other Expenditure					
Roof Top Rain Water Harvesting in Government Building	---	---	7.50	---	---
	---	---	2,09.17	---	---
Total - 01 Mineral Exploration and Development	---	---	7,15.18	---	---

# 16 - DETAILED STATEMENT OF CAPITAL EXPENDITURE BY MINOR HEADS AND SUB-HEADS

Nature of Expenditure	Expenditure during 2020-2021		Expenditure to end of 2020-2021	Expenditure during 2019-2020	Per Cent of Increase(+)/ Decrease(-) during the year
	Charged/ Voted	Total			
	(Figures in italics represent charged expenditure)				
<b>C. CAPITAL ACCOUNT OF ECONOMIC SERVICES – Contd.</b>					
<b>(f) Capital Account of Industry and Minerals – Contd.</b>					
<b>4853 Capital Outlay on Non-ferrous Mining and Metallurgical Industries – Concl'd.</b>					
<b>02 Non-Ferrous Metals</b>					
001 Direction and Administration					
Directorate of Geology & Mining (H.Qr.)	---	---	15.33	15.33	(-) 100
800 Other Expenditure					
Directorate of Geology & Mining (H.Qr.)	17.27	17.27	1,30.78	88.06	(-) 80
<b>Total - 02 Non-Ferrous Metals</b>	<b>17.27</b>	<b>17.27</b>	<b>1,46.11</b>	<b>1,03.39</b>	<b>(-) 83</b>
<b>60 Other Mining and Metallurgical Industries</b>					
190 Investments in Public Sector and Other Undertakings					
Share Contribution to Assam Mineral Development Corporation Ltd.	---	---	16,57.05	---	---
911 Deduct-Recoveries of Overpayments	---	---	(-)3,78.00	---	---
<b>Total - 60 Other Mining and Metallurgical Industries</b>	<b>---</b>	<b>---</b>	<b>12,79.05</b>	<b>---</b>	<b>---</b>
<b>Total - 4853</b>	<b>17.27</b>	<b>17.27</b>	<b>21,40.34</b>	<b>1,03.39</b>	<b>(-) 83</b>
<b>4855 Capital Outlay on Fertilizer Industries</b>					
190 Investments in Public Sector and Other Undertakings					
The Assam Bone Mills Ltd.	---	---	0.25	---	---
<b>Total - 4855</b>	<b>---</b>	<b>---</b>	<b>0.25</b>	<b>---</b>	<b>---</b>
<b>4857 Capital Outlay on Chemical and Pharmaceutical Industries</b>					
<b>01 Chemical and Pesticides Industries</b>					
190 Investments in Public Sector and Other Undertakings					
Share Capital Contribution to Ashok Paper Mills Ltd. for setting up of new Chemical Industry	---	---	1,52.00	---	---

**16 - DETAILED STATEMENT OF CAPITAL EXPENDITURE BY MINOR HEADS AND SUB-HEADS**

Nature of Expenditure	Expenditure during 2020-2021		Expenditure to end of 2020-2021	Expenditure during 2019-2020	Per Cent of Increase(+)/ Decrease(-) during the year
	Charged/ Voted	Total			
	(Figures in italics represent charged expenditure)				
<b>C. CAPITAL ACCOUNT OF ECONOMIC SERVICES – Contd.</b>					
<b>(f) Capital Account of Industry and Minerals – Contd.</b>					
<b>4857 Capital Outlay on Chemical and Pharmaceutical Industries – Concl'd.</b>					
<b>01 Chemical and Pesticides Industries – Concl'd.</b>					
<b>Total - 01 Chemical and Pesticides Industries</b>		---	---	<b>1,52.00</b>	---
<b>02 Drugs and Pharmaceutical Industries</b>					
190Investments in Public Sector and Other Undertakings					
The Assam Chemical and Pharmaceutical Ltd., Guwahati		---	---	0.50	---
<b>Total - 02 Drugs and Pharmaceutical Industries</b>		---	---	<b>0.50</b>	---
<b>Total - 4857</b>		---	---	<b>1,52.50</b>	---
<b>4858 Capital Outlay on Engineering Industries</b>					
<b>60 Other Engineering Industries</b>					
190Investments in Public Sector and Other Undertakings					
The Assam Government Construction Corporation Ltd. Guwahati		---	---	50.00	---
The National Project Construction Corporation Ltd., New Delhi		---	---	10.00	---
<b>Total - 190 Investments in Public Sector and Other Undertakings</b>		---	---	<b>60.00</b>	---
<b>Total - 60 Other Engineering Industries</b>		---	---	<b>60.00</b>	---
<b>Total - 4858</b>		---	---	<b>60.00</b>	---
<b>4859 Capital Outlay on Telecommunication and Electronics Industries</b>					
<b>02 Electronics</b>					
190Investments in Public Sector and Other Undertakings					
Share Capital to Assam Electronic Development Corporation Ltd.		---	---	32,62.10	---

**16 - DETAILED STATEMENT OF CAPITAL EXPENDITURE BY MINOR HEADS AND SUB-HEADS**

Nature of Expenditure	Expenditure during 2020-2021		Expenditure to end of 2020-2021	Expenditure during 2019-2020	Per Cent of Increase(+)/ Decrease(-) during the year
	Charged/ Voted	Total			
	(Figures in italics represent charged expenditure)				
C. CAPITAL ACCOUNT OF ECONOMIC SERVICES – Contd.					
(f) Capital Account of Industry and Minerals – Contd.					
4859 Capital Outlay on Telecommunication and Electronics Industries – Contd.					
02 Electronics – Contd.					
800Other Expenditure					
National E-Governance Action Plan (NEGAP)	---	---	79,04.83	---	---
State Contribution for Implementation of I.T. Policy	---	---	19.60	---	---
Promotion of Information Technology	---	---	1,17.16	---	---
Organisation of Various Workshop/ Seminar/ Road Show	---	---	13,38.18	---	---
Mukhya Mantrir Tathya Prajukti Prakashan aru Niyog Achoni	---	---	1,80.00	---	---
Assam State Wide Area Network (ASWAN)	---	---	8,35.00	---	---
Construction of Building for State Data Centre	---	---	14,57.00	---	---
Assam Online Portal	---	---	21,60.00	---	---
Establishment of IT Park	---	---	2,59.86	---	---
Augmentation of SWAN POP Building	---	---	4,75.18	---	---
Assam Knowledge Net Work	---	---	70.00	---	---
Assam Rural Livelihood ICT Framework	---	---	30.00	---	---
Governance & Planning for Rural Assam Geo Spatial Infrastructure	---	---	2,70.00	---	---
International Internet Gateway Guwahati & Public Data Centre	---	---	1,02.00	---	---
Assam Knowledge Cloud	---	---	1,33.89	---	---
Strengthening of Common Service Centre (CSC)	---	---	82.75	---	---
IT Skill Development of Socially & Economically Weaker Sections	---	---	2,00.00	---	---
Public Service Information Systems	---	---	1,65.00	---	---
e-Districts	---	---	31,49.00	---	---
GIS Based Resource Mapping	---	---	2,10.00	---	---
ESDM Cluster Development	---	---	20.00	---	---

**16 - DETAILED STATEMENT OF CAPITAL EXPENDITURE BY MINOR HEADS AND SUB-HEADS**

Nature of Expenditure	Expenditure during 2020-2021		Expenditure to end of 2020-2021	Expenditure during 2019-2020	Per Cent of Increase(+)/ Decrease(-) during the year
	Charged/ Voted	Total			
(Figures in italics represent charged expenditure)		(In lakh of ₹)			
C. CAPITAL ACCOUNT OF ECONOMIC SERVICES – Contd.					
(f) Capital Account of Industry and Minerals – Contd.					
4859 Capital Outlay on Telecommunication and Electronics Industries – Concl'd.					
02 Electronics – Concl'd.					
800Other Expenditure – Concl'd.					
e-Waste Project	---	---	20.00	---	---
Research & Development in IT	---	---	69.96	---	---
Promotion of Free & Open Source Software (FOSS)	---	---	10.00	---	---
Strengthening & Capacity Building of AEDC Ltd. and AMTRON (India) Informatics Ltd.	---	---	3,85.00	---	---
Chief Ministers Portal	---	---	1,15.00	---	---
IT Infrastructure Support and Services for State Data Centre	---	---	12.00	---	---
Procurement Initiative	---	---	32.93	---	---
Establishment of Cyber Tower	---	---	3,50.00	---	---
Innovation Fund for Information Communication Technology & Electronics	---	---	15.00	---	---
Data Digitization of Government Department	---	---	12.00	---	---
Horizontal Connectivity of Government Offices	---	---	10,00.00	---	---
Development of Infrastructure Facility for Installation of Stratosphere Troposphere (S.T) Radar at Guwahati University	---	---	5,00.00	---	---
Total - 800 Other Expenditure	---	---	2,17,01.34	---	---
911Deduct-Recoveries of Overpayments	---	---	(-)2,07.42	---	---
Total - 02 Electronics	---	---	2,47,56.02	---	---
Total - 4859	---	---	2,47,56.02	---	---

**16 - DETAILED STATEMENT OF CAPITAL EXPENDITURE BY MINOR HEADS AND SUB-HEADS**

Nature of Expenditure	Expenditure during 2020-2021		Expenditure to end of 2020-2021	Expenditure during 2019-2020	Per Cent of Increase(+)/ Decrease(-) during the year
	Charged/ Voted	Total			
	(Figures in italics represent charged expenditure)				
C. CAPITAL ACCOUNT OF ECONOMIC SERVICES – Contd.					
(f) Capital Account of Industry and Minerals – Contd.					
4860 Capital Outlay on Consumer Industries					
01 Textiles					
800Other Expenditure	---	---	8,86.61	---	---
901Deduct Receipt & Recoveries On Capital Account	---	---	(-)8,97.70	---	---
Total - 01 Textiles	---	---	(-)11.09	---	---
03 Leather					
190Investments in Public Sector and Other Undertakings					
The Assam Tanneries Ltd.,Guwahati	---	---	1.27	---	---
Total - 03 Leather	---	---	1.27	---	---
04 Sugar					
190Investments in Public Sector and Other Undertakings					
Share Capital Contribution to Co-operative Sugar Mills	---	---	2,42.79	---	---
Total - 04 Sugar	---	---	2,42.79	---	---
05 Paper and Newsprint					
190Investments in Public Sector and Other Undertakings					
The Ashok Paper Mills Ltd.,Jagighopa	---	---	2,29.29	---	---
The Assam Gas Company,Duliajan	---	---	3,30.77	---	---
Indian Carbon Ltd.	---	---	10.00	---	---
Assam Hard Board Ltd.	---	---	5.00	---	---
Total - 190 Investments in Public Sector and Other Undertakings	---	---	5,75.06	---	---
800Other Expenditure	---	---	11,43.93	---	---



**16 - DETAILED STATEMENT OF CAPITAL EXPENDITURE BY MINOR HEADS AND SUB-HEADS**

Nature of Expenditure	Expenditure during 2020-2021		Expenditure to end of 2020-2021	Expenditure during 2019-2020	Per Cent of Increase(+)/ Decrease(-) during the year		
	Charged/ Voted	Total					
	(Figures in italics represent charged expenditure)						
			(In lakh of ₹)				
C. CAPITAL ACCOUNT OF ECONOMIC SERVICES – Contd.							
(f) Capital Account of Industry and Minerals – Contd.							
4860 Capital Outlay on Consumer Industries – Concl'd.							
05 Paper and Newsprint – Concl'd.							
901Deduct Receipt & Recoveries On Capital Account			---	---	(-)11,93.52	---	---
Total - 05 Paper and Newsprint			---	---	5,25.47	---	---
60 Others							
796Tribal Area Sub-Plan			---	---	2.15	---	---
Total - 60 Others			---	---	2.15	---	---
Total - 4860			---	---	7,60.59	---	---
4875 Capital Outlay on Other Industries							
60 Other Industries							
190Investments in Public Sector and Other Undertakings							
Everest Cycles Ltd., Guwahati			---	---	5.00	---	---
Total - 60 Other Industries			---	---	5.00	---	---
Total - 4875			---	---	5.00	---	---
4885 Other Capital Outlay on Industries and Minerals							
01 Investments in Industrial Financial Institutions							
190Investments in Public Sector and Other Undertakings							
Assam Financial Corporation,Guwahati			---	---	88.95	---	---
Total - 01 Investments in Industrial Financial Institutions			---	---	88.95	---	---

# 16 - DETAILED STATEMENT OF CAPITAL EXPENDITURE BY MINOR HEADS AND SUB-HEADS

Nature of Expenditure	Expenditure during 2020-2021		Expenditure to end of 2020-2021	Expenditure during 2019-2020	Per Cent of Increase(+)/ Decrease(-) during the year
	Charged/ Voted	Total			
	(Figures in italics represent charged expenditure)				
C. CAPITAL ACCOUNT OF ECONOMIC SERVICES – Contd.					
(f) Capital Account of Industry and Minerals – Contd.					
4885 Other Capital Outlay on Industries and Minerals – Contd.					
02 Development of Backward Areas					
800Other Expenditure	---	---	1,26.71	---	---
Total - 02 Development of Backward Areas	---	---	1,26.71	---	---
60 Others					
190Investments in Public Sector and Other Undertakings					
Share Capital Contribution to Brahmaputra Cracker & Polymer Ltd. (BCPL)	---	---	1.00	---	---
Share Capital Contribution to Assam Chemical & Petrochemical Limited (ACPL)	---	---	1,50,98.00	20,00.00	(-) 100
Assam Tea Corporation Ltd. Guwahati	---	---	2,42.93	---	---
The Asam Hills Small Industries Development Corporation, Guwahati	---	---	7,41.76	---	---
The Asam Government Textile Corporation	---	---	4,73.50	---	---
The Assam Spun Silk Mills Ltd. Jagi Road,Nowgaon	---	---	20,95.24	---	---
The Assam Gas Company,Duliajan	---	---	2,33.03	---	---
Assam Financial Corporation,Guwahati	---	---	1,86.02	---	---
The Assam Industrial Development Corporation,Guwahati	---	---	27,00.87	---	---
Share Capital Contribution to Numaligarh Refinery Ltd.	---	---	10,56.63	---	---
Share Capital Contribution to Co-operative Spinning Mills	---	---	1,10.00	---	---
Total - 190 Investments in Public Sector and Other Undertakings	---	---	2,29,38.98	20,00.00	(-) 100
800Other Expenditure					
Agar International Trade Centre	79.55	79.55	79.55	---	(+) 100
Jute Park	---	---	20.00	---	---

# 16 - DETAILED STATEMENT OF CAPITAL EXPENDITURE BY MINOR HEADS AND SUB-HEADS

Nature of Expenditure	Expenditure during 2020-2021		Expenditure to end of 2020-2021	Expenditure during 2019-2020	Per Cent of Increase(+)/ Decrease(-) during the year
	Charged/ Voted	Total			
(Figures in italics represent charged expenditure)		(In lakh of ₹)			
C. CAPITAL ACCOUNT OF ECONOMIC SERVICES – Contd.					
(f) Capital Account of Industry and Minerals – Contd.					
4885 Other Capital Outlay on Industries and Minerals – Contd.					
60 Others – Contd.					
800Other Expenditure – Contd.					
Industrial Corridor	---	---	1,00.00	---	---
Infrastructure for Cluster Development	---	---	5,77.96	---	---
Upgradation of Infrastructure Facilities at IGC, Balipara,IIDC Dalgaon, IGC Matia & IIDC Natalia/ Bhomoraguri	96.33	96.33	96.33	---	(+) 100
Improvement of Approach and Internal Road & Reconstruction of Damaged Boundary Wall at IID Centre, Rangia, Kamrup	---	---	89.05	89.05	(-) 100
Improvement of Internal Road, Construction of Drains & Culverts & Power Distribution (HT & LT) Network at IGC, Changsari, Kamrup	1,42.50	1,42.50	1,92.50	50.00	(+) 185
Improvement of IE, Cinamara, Jorhat by way of Reconstruction & Renovation of Internal Roads, RCC Drains, Boundary Wall (Part) & Street Lighting System	---	---	99.75	99.75	(-) 100
Upgradation of Internal Road by Providing Pavers Block and Construction of Internal Drains with RCC Works at IE, Bamunimaidan, Guwahati-21	95.00	95.00	1,45.00	50.00	(+) 90
Refurbish of Directorate of Tea	18.58	18.58	18.58	---	(+) 100
Financial Assistance for Installation of an elevator in existing modern Ayurvedic Production Building of AAP. Construction of a portion of boundary wall around ASIDC head office Complex	---	---	44.85	44.85	(-) 100
Installation of National Flag at Gandhi Mandap, Sarania Hill, Guwahati	---	---	3,05.96	---	---
Bamboo Wood Panelling in the Chamber MI & C	---	---	37.83	---	---
Development of Infrastructure for Food Processing Park, Chaygaon					
Development of Infrastructure	---	---	21.28	21.28	(-) 100

---

**16 - DETAILED STATEMENT OF CAPITAL EXPENDITURE BY MINOR HEADS AND SUB-HEADS**


---

Nature of Expenditure	Expenditure during 2020-2021		Expenditure to end of 2020-2021	Expenditure during 2019-2020	Per Cent of Increase(+)/ Decrease(-) during the year
	Charged/ Voted	Total			
	(Figures in italics represent charged expenditure)				
<b>C. CAPITAL ACCOUNT OF ECONOMIC SERVICES – Contd.</b>					
<b>(f) Capital Account of Industry and Minerals – Contd.</b>					
<b>4885 Other Capital Outlay on Industries and Minerals – Contd.</b>					
<b>60 Others – Contd.</b>					
800Other Expenditure – Contd.					
Upgradation of Maniram Dewan Trade Centre					
Upgradation of Work					
State Share for Infrastructure Development Project under Promotion of MSME in NE and Sikkim					
Industrial Development Project					
Share Capital to AIDC Ltd.					
Development of Industrial Area Growth Centre Tool Room					
Construction of Office Building of Director of Industries					
Construction of Trade Centre					
Share to different Corporation for Revitalisation/ Modernisation/ Privatisation of Different Project					
Construction of Assam Pavillion at New Delhi					
International Convention Centre, Guwahati					
Land Acquisition for Gas Craker Project					
Bio-Technology Park					

# 16 - DETAILED STATEMENT OF CAPITAL EXPENDITURE BY MINOR HEADS AND SUB-HEADS

Nature of Expenditure	Expenditure during 2020-2021		Expenditure to end of 2020-2021	Expenditure during 2019-2020	Per Cent of Increase(+)/ Decrease(-) during the year
	Charged/ Voted	Total			
	(Figures in italics represent charged expenditure)				
C. CAPITAL ACCOUNT OF ECONOMIC SERVICES – Contd.					
(f) Capital Account of Industry and Minerals – Contd.					
4885 Other Capital Outlay on Industries and Minerals – Contd.					
60 Others – Contd.					
800Other Expenditure – Contd.					
Development of Industrial Area & Upgradation of Existing Industrial Areas	4,33.74	4,33.74	40,37.28	7,85.76	(-) 45
Construction of New DI & CC Office Building, Majuli	59.20	59.20	59.20	---	(+) 100
Construction of New DI & CC Office Building, Kamrup (M)	75.89	75.89	75.89	---	(+) 100
Construction of New DI & CC Office Building, Kamrup (R)	47.50	47.50	1,22.50	75.00	(-) 37
Networking Installation for e-Procurement Cell in Office of Executive Engineer	---	---	4.94	---	---
Commercial Estate, Titabor, Jorhat	---	---	4.97	---	---
Construction of 2 (two) Storied Building (Ground Floor R.C.C. & First Floor Assam Type) for Office of the Executive Engineer	---	---	1,46.13	---	---
Construction of 3 (three) Storied DI & CC Office, Dhemaji	---	---	50.00	---	---
Construction of Model Specific Industrial Estate at Block Level (Industrial Infrastructure at Block Level) at Existing Industrial Estate, Bihupuria	---	---	2,76.94	---	---
Construction of RCC Office Building for ADCI Office, Bajali, Pathsala	---	---	80.93	---	---
Construction of 3 (three) Storied New DI & CC Office Building, Dibrugarh	---	---	3,23.08	---	---
Construction of Boundary Wall at T.C.P.C. Kathiatoli, Nagaon	---	---	19.70	---	---
Construction of 3 (three) Storied (G+2) RCC Office Building for DI & CC, Karimganj	---	---	1,52.09	---	---
Construction of RCC Office Building for ADCI Office, Bokakhat	---	---	1,43.00	---	---
Complete Renovation of Internal Electrification at Udyog Bhawan	---	---	42.38	---	---
Renovation of Conference Hall & First Floor Ceiling of Udyog Bhawan	---	---	5.17	---	---
Construction of RCC Office Building for ADCI Office Sonari	---	---	12.08	---	---

**16 - DETAILED STATEMENT OF CAPITAL EXPENDITURE BY MINOR HEADS AND SUB-HEADS**

Nature of Expenditure	Expenditure during 2020-2021		Expenditure to end of 2020-2021	Expenditure during 2019-2020	Per Cent of Increase(+)/ Decrease(-) during the year	
	Charged/ Voted	Total				
	(Figures in italics represent charged expenditure)					
<b>C. CAPITAL ACCOUNT OF ECONOMIC SERVICES – Contd.</b>						
<b>(f) Capital Account of Industry and Minerals – Contd.</b>						
<b>4885 Other Capital Outlay on Industries and Minerals – Contd.</b>						
<b>60 Others – Contd.</b>						
800Other Expenditure – Contd.						
Erection of Boundary Wall for New DI & CC Office, Jorhat	---	---	2.90	---	---	
Construction of Filtration Plant, Fitting, Fixing of Pavers etc. at Udyog Bhawan	---	---	11.65	---	---	
Construction of Assam Type Building at Top of Udyog Bhawan	14.25	14.25	21.89	---	(+) 100	
Banana Export Development Centre	---	---	50.00	---	---	
Agriculture and Food Park	---	---	50.00	---	---	
Knowledge City	---	---	5.00	---	---	
Development of Company for Road Construction	---	---	4.00	---	---	
Development of Township	---	---	5.00	---	---	
Bamboo Technical Park	---	---	6,76.40	---	---	
Plastic Park	---	---	60,76.30	---	---	
Logistic HUB	---	---	2,15.00	---	---	
Chemical HUB	---	---	30.00	---	---	
AgriL-HUB	---	---	10.00	---	---	
Air Cargo Complex	---	---	10.00	---	---	
Tea Park	---	---	30.00	---	---	
Bamboo Sector	---	---	5.00	---	---	
Pharmaceutical HUB	---	---	20.00	---	---	
NIMZ	---	---	20.00	---	---	
Bramhaputra Craker & Polymer Limited (BCPL)	---	---	1,00,04.90	1,57.13	(-) 100	
Assam Chemical & Petrochemical Limited (ACPL)	---	---	58,77.53	---	---	

---

**16 - DETAILED STATEMENT OF CAPITAL EXPENDITURE BY MINOR HEADS AND SUB-HEADS**


---

Nature of Expenditure	Expenditure during 2020-2021		Expenditure to end of 2020-2021	Expenditure during 2019-2020	Per Cent of Increase(+)/ Decrease(-) during the year
	Charged/ Voted	Total			
	(Figures in italics represent charged expenditure)				
			(In lakh of ₹)		
C. CAPITAL ACCOUNT OF ECONOMIC SERVICES – Contd.					
(f) Capital Account of Industry and Minerals – Contd.					
4885 Other Capital Outlay on Industries and Minerals – Contd.					
60 Others – Contd.					
800Other Expenditure – Contd.					
New Industrial Estate, Ulup Pothar, Paoi in Margherita	---	---	2,08.99	23.51	(-) 100
Construction of Handicraft Development Centre at NEDFI Haat	---	---	8,09.33	5.10	(-) 100
Setting up of Quality Control Laboratory at Cachar	---	---	3,15.19	---	---
Infrastructure Development for Dehing Patkai Civic Skill Upgradation and Trade Centre at Margherita	78.11	78.11	25,88.02	2,00.00	(-) 61
Assistance to State for Infrastructure Development for Exports (ASIDE)	---	---	23,78.10	---	---
Central Share	---	---	24,42.00	---	---
State Share	---	---	4,70.12	---	---
Other Works each Costing below ₹ 5 crore	---	---	1,58,08.93	---	---
Multi Disciplinary Skill Development Centre	1,50.61	1,50.61	16,83.58	1,37.04	(+) 10
Construction of MDSD Centres, Borkhetry, Nalbari	---	---	73.08	---	---
Construction of MDSD Centres, Bihpuria, Lakhimpur	---	---	1,22.13	---	---
Construction of MDSD Centres, Sadiya, Tinsukia	---	---	1,99.28	99.28	(-) 100
Construction of MDSD Centre at Jalkiasuti under Sisi Development Block, Silapathar, Dhemaji	---	---	1,00.00	---	---
Construction of MDSD Centre at Titabor Development Block, Jorhat	---	---	1,00.00	---	---
Construction of MDSD Centre at Padumoni Development Block, Golaghat	---	---	1,27.80	---	---
Setting up of Industrial Infrastructure at Block Level	---	---	50.00	---	---
Setting up of Quality Control Laboratory at Tinsukia	---	---	3,25.07	---	---
Upgradation of Industrial Area, Dolbari	---	---	74.89	---	---
Upgradation of Industrial Estate, Bongaigaon	---	---	77.36	---	---

# 16 - DETAILED STATEMENT OF CAPITAL EXPENDITURE BY MINOR HEADS AND SUB-HEADS

Nature of Expenditure	Expenditure during 2020-2021		Expenditure to end of 2020-2021	Expenditure during 2019-2020	Per Cent of Increase(+)/ Decrease(-) during the year
	Charged/ Voted	Total			
	(Figures in italics represent charged expenditure)				
C. CAPITAL ACCOUNT OF ECONOMIC SERVICES – Contd.					
(f) Capital Account of Industry and Minerals – Contd.					
4885 Other Capital Outlay on Industries and Minerals – Contd.					
60 Others – Contd.					
800Other Expenditure – Contd.					
Modular Work Station	---	---	1,59.20	---	---
Investment in Project under AIDC Ltd. (RFTL Mega Food Park IID-Pathsala TEFR-ASFC)	---	---	4,07.52	---	---
State Share on Regional Food Testing Laboratory, Nathkuchi	---	---	85.84	---	---
Approach Road to Infrastructure Development Project (IDP), Pathshala for Industrial Cluster Development MSME	---	---	48.78	---	---
MCFC, Hajo	---	---	31.64	31.64	(-) 100
Global Business Centre (Research & Feasibility Study)	---	---	50.00	---	---
Preparation of Land Bank & Creation of New Industrial Area/ Upgradation of Industrial Area	80.85	80.85	7,76.51	26.42	(+) 206
State Share of Setting up of Mini Tool Room at Tinsukia	---	---	90.90	90.90	(-) 100
Upgradation of Industrial Area, Bonda	25.85	25.85	1,60.14	1,02.29	(-) 75
Upgradation of Industrial Area, Bamunimaidam	1,05.44	1,05.44	3,45.46	93.90	(+) 12
Construction of Boundary Wall at Mandakata Medicinal Hub	38.80	38.80	38.80	---	(+) 100
Industrial Park of Micro Units	51.19	51.19	3,91.93	3,40.74	(-) 85
Development of Industrial Infrastructure in the Land of Closed PSUs	4,94.26	4,94.26	16,09.26	6,15.00	(-) 20
Upgradation of Industrial Estates Borguri, Tinsukia	95.00	95.00	95.00	---	(+) 100
Upgradation of Industrial Area, Badarpurghat	---	---	2,00.00	2,00.00	(-) 100
Construction of Double Storied Storage Facility for Raw Material & Finished Product to make AAP Production Process WHO Standard Complaint	30.90	30.90	1,67.57	91.67	(-) 66



# 16 - DETAILED STATEMENT OF CAPITAL EXPENDITURE BY MINOR HEADS AND SUB-HEADS

Nature of Expenditure	Expenditure during 2020-2021		Expenditure to end of 2020-2021	Expenditure during 2019-2020	Per Cent of Increase(+)/ Decrease(-) during the year		
	Charged/ Voted	Total					
(Figures in italics represent charged expenditure)			(In lakh of ₹)				
C. CAPITAL ACCOUNT OF ECONOMIC SERVICES – Contd.							
(f) Capital Account of Industry and Minerals – Concl'd.							
4885 Other Capital Outlay on Industries and Minerals – Concl'd.							
60 Others – Concl'd.							
800Other Expenditure – Concl'd.							
Improvement of Main Common Approach Road of Food Processing Park, Chaygaon			---	---	1,31.82	7.24	(-) 100
Total - 800 Other Expenditure			32,63.00	32,63.00	7,95,95.13	41,81.28	(-) 22
911Deduct-Recoveries of Overpayments			---	---	(-)42,93.66	---	---
Total - 60 Others			32,63.00	32,63.00	9,82,40.45	61,81.28	(-) 47
Total - 4885			32,63.00	32,63.00(a)	9,84,56.11	61,81.28	(-) 47
Total - (f) Capital Account of Industry and Minerals			35,89.21	35,89.21	13,92,24.18	71,79.53	(-) 50
(g) Capital Account of Transport							
5051 Capital Outlay on Ports and Light Houses							
01 Major Ports							
800Other Expenditure			---	---	2.40	---	---
Total - 01 Major Ports			---	---	2.40	---	---
Total - 5051			---	---	2.40	---	---
5054 Capital Outlay on Roads and Bridges							
01 National Highways							
001Direction and Administration			---	---	5,05.77	---	---
337Road Works			---	---	33.60	---	---

(a) It includes ₹ 9.19 lakh cleared from Objection Book Suspense pertaining to earlier years'.

# 16 - DETAILED STATEMENT OF CAPITAL EXPENDITURE BY MINOR HEADS AND SUB-HEADS

Nature of Expenditure	Expenditure during 2020-2021		Expenditure to end of 2020-2021	Expenditure during 2019-2020	Per Cent of Increase(+)/ Decrease(-) during the year	
	Charged/ Voted	Total				
	(Figures in italics represent charged expenditure)					(In lakh of ₹)
C. CAPITAL ACCOUNT OF ECONOMIC SERVICES – Contd.						
(g) Capital Account of Transport – Contd.						
5054 Capital Outlay on Roads and Bridges – Contd.						
01 National Highways – Concl'd.						
800Other Expenditure						
Widening of National High Way at Srirampur & Baxirhat Check Gate						
Composit Check Gate		---	---	15,47.16	---	---
Srirampur Check Gate		---	---	14,47.86	---	---
Total - 800 Other Expenditure		---	---	29,95.02	---	---
Total - 01 National Highways		---	---	35,34.39	---	---
02 Strategic and Border Roads						
337Road Works						
Construction		---	---	1,12,07.30	---	---
Work Charge		---	---	1,91,02.62	---	---
Muster Roll		---	---	3,05.54	---	---
Implementation of Assam Accord Indo-Bangladesh Border Roads		---	---	85.04	---	---
Construction		---	---	49,38.97	---	---
Construction and Repairs of Indo-Bhutan Border Works		---	---	11,85.94	---	---
		---	---	15.00	---	---
Total - 337 Road Works		---	---	3,68,40.41	---	---
800Other Expenditure						
		---	---	98.51	---	---
Total - 02 Strategic and Border Roads		---	---	3,69,38.92	---	---
03 State Highways						
052Machinery and Equipment		---	---	96,05.40	---	---

---



---

**16 - DETAILED STATEMENT OF CAPITAL EXPENDITURE BY MINOR HEADS AND SUB-HEADS**


---



---

Nature of Expenditure	Expenditure during 2020-2021		Expenditure to end of 2020-2021	Expenditure during 2019-2020	Per Cent of Increase(+)/ Decrease(-) during the year
	Charged/ Voted	Total			
	(Figures in italics represent charged expenditure)				
C. CAPITAL ACCOUNT OF ECONOMIC SERVICES					
(g) Capital Account of Transport – Contd.					
5054 Capital Outlay on Roads and Bridges – Contd.					
03 State Highways – Contd.					
101 Bridges	---	---	35,47.02	---	---
Work Charged & Muster Roll					
Works	---	---	87,12.80	---	---
Total - 101 Bridges	---	---	1,22,59.82	---	---
337 Road Works	42,24.89	42,24.89	4,14,53.66	35,55.43	(+) 19
Establishment	---	---	2.53	---	---

---

**16 - DETAILED STATEMENT OF CAPITAL EXPENDITURE BY MINOR HEADS AND SUB-HEADS**


---

Nature of Expenditure	Expenditure during 2020-2021		Expenditure to end of 2020-2021	Expenditure during 2019-2020	Per Cent of Increase(+)/ Decrease(-) during the year
	Charged/ Voted	Total			
	(Figures in italics represent charged expenditure)				
C. CAPITAL ACCOUNT OF ECONOMIC SERVICES – Contd.					
(g) Capital Account of Transport – Contd.					
5054 Capital Outlay on Roads and Bridges – Contd.					
03 State Highways – Contd.					
337 Road Works – Contd.					
General Road Works	---	---	14,41,51.17	---	---
Chief Minister Special Package for Special Focus on Construction of Border Area Roads & Bridges	2,37.37	2,37.37	1,99,49.57	1,52.03	(+) 56
Conversion of 1000 Nos. of SPT Bridges (New Scheme)	65,53.01	65,53.01	2,92,24.26	1,02,24.34	(-) 36
Contribution of Matching State Share for Construction of Railway Over Bridge	79,85.57	79,85.57	81,84.48	63.10	(+) 12555
Construction of three New Flyovers at Dibrugarh, Guwahati and Silchar	62,68.69	62,68.69	69,38.55	6,48.62	(+) 866
Construction of Roads in Tea Garden Labour Lines	1,42,34.18	1,42,34.18	4,82,80.40	2,38,45.61	(-) 40
ASOM Maala	1,50,00.00	1,50,00.00	3,00,00.00	1,50,00.00	---
Conversion of Conventional PMGSY Roads to ICBP Roads	49,87.50	49,87.50	3,99,87.50	2,50,00.00	(-) 80
Additional Cost beyond GOI sanction under PMGSY	33,26.35	33,26.35	33,26.35	---	(+) 100
Chief Minister Special Package for Barak Valley	9,90.20	9,90.20	4,98,69.05	10,21.88	(-) 3
State Share of PMGSY Works	2,51,61.00	2,51,61.00	7,28,71.04	3,54,79.22	(-) 29
Reconstruction of Flood Damaged Roads	1,66,29.80	1,66,29.80	1,78,93.30	12,63.50	(+) 1,216
State Priority Scheme	28,16,35.38	28,16,35.38	66,78,10.50	24,62,65.14	(+) 14
Chief Minister Special Package for Conversion of 500 Nos. of Wooden Bridges to RCC Bridge	---	---	74,83.00	---	---
Chief Minister Special Package for Conversion of 500 Numbers of Wooden Bridges to RCC Bridge	16,10.12	16,10.12	2,29,39.06	23,28.05	(-) 31
Chief Minister Special Package for Construction/ Development of Road for Dhemaji District Division	73.75	73.75	26,57.20	---	(+) 100

# 16 - DETAILED STATEMENT OF CAPITAL EXPENDITURE BY MINOR HEADS AND SUB-HEADS

Nature of Expenditure	Expenditure during 2020-2021		Expenditure to end of 2020-2021	Expenditure during 2019-2020	Per Cent of Increase(+)/ Decrease(-) during the year
	Charged/ Voted	Total			
	(Figures in italics represent charged expenditure)		(In lakh of ₹)		
C. CAPITAL ACCOUNT OF ECONOMIC SERVICES – Contd.					
(g) Capital Account of Transport – Contd.					
5054 Capital Outlay on Roads and Bridges – Contd.					
03 State Highways – Contd.					
337 Road Works – Contd.					
C.M. Special Package for Construction/ Development of Road for Dhakuakhana District Division	84.56	84.56	12,78.95	2,55.42	(-) 67
PMGSY Works ( Block Grant)	23,63,67.90	23,63,67.90	72,97,11.35	31,33,09.50	(-) 25
State Share for Utility Shifting relating to PMGSY Works under RCIP-I,II,III & Regular	---	---	10,00.00	10,00.00	(-) 100
Stare Share of PMGSY Long Span Bridges for Width beyond 5.50M to 7.50M	95,00.00	95,00.00	95,00.00	---	(+) 100
Works	---	---	8,25,56.94	---	---
Re-Construction of SPT Bridges damaged in the last recurring flood	---	---	5,54.45	---	---
Construction of Road from Katra to NH31 at Sathmou via Koshtola Nilpur,Borajol, Akona, Nalbari (ACA)	---	---	97.04	---	---
Construction of Roads from NH 37 to LBT Road via Gaharipam Deohal in Tinsukia (One time ACA)	---	---	3,36.18	---	---
State Specific Scheme	---	---	86.28	---	---
Untied Special Central Assistance (SCA)	---	---	3,56.20	---	---
40 numbers of New Schemes	---	---	3,45.74	---	---
Improvement of Kharguli Noommati Road from Jaipur to Planatorium	---	---	12.68	---	---
State Priority Scheme	---	---	32.33	---	---
Projected State Share of III Centrally Sponsored Scheme	---	---	98.94	---	---
Reconstruction of Flood Damage Roads (One time ACA)	---	---	7,00.00	---	---
Assam Vikash Yojana	---	---	1,43,11.58	---	---

---



---

**16 - DETAILED STATEMENT OF CAPITAL EXPENDITURE BY MINOR HEADS AND SUB-HEADS**


---



---

Nature of Expenditure	Expenditure during 2020-2021		Expenditure to end of 2020-2021	Expenditure during 2019-2020	Per Cent of Increase(+)/ Decrease(-) during the year
	Charged/ Voted	Total			
(Figures in italics represent charged expenditure)			(In lakh of ₹)		
C.	CAPITAL ACCOUNT OF ECONOMIC SERVICES – Contd.				
(g)	Capital Account of Transport – Contd.				
5054	Capital Outlay on Roads and Bridges – Contd.				
03	State Highways – Contd.				
337	Road Works – Contd.				
Road Works (Specific Scheme)	---	---	1,31.87	---	---

**16 - DETAILED STATEMENT OF CAPITAL EXPENDITURE BY MINOR HEADS AND SUB-HEADS**

Nature of Expenditure	Expenditure during 2020-2021		Expenditure to end of 2020-2021	Expenditure during 2019-2020	Per Cent of Increase(+)/ Decrease(-) during the year	
	Charged/ Voted	Total				
(Figures in italics represent charged expenditure)		(In lakh of ₹)				
C. CAPITAL ACCOUNT OF ECONOMIC SERVICES – Contd.						
(g) Capital Account of Transport – Contd.						
5054 Capital Outlay on Roads and Bridges – Contd.						
03 State Highways – Contd.						
337 Road Works – Contd.						
Road Works (One Time ACA)	---	---	1,49,05.36	---	---	
Untied SCA Fund	---	---	1,32,23.29	---	---	
Tied ACA Fund	---	---	1,84,98.72	---	---	
Consruction of Road from Barmibari Bartala to Addapatty-Noruwa PMGSY with RCC Br. 3/1 over Mora Chawikuwa River in Nalbari District	---	---	4,12.07	---	---	
Construction of Road with 4 Nos. of RCC Bridge from East Balia to Bojorbond via Chatal under Karimganj District	---	---	3,15.37	26.26	(-) 100	
Improvement of Bakrapara Latakata Road up to Meghalaya Border at South Ganesh Nagar under Guwahati City Division	---	---	11,84.60	---	---	
Development of Rural Road not covered under PMGSY under Tinsukia District ( Length 20.60 Km.)	---	---	1,60.84	---	---	
Development of Rural Road not Covered under PMGSY under Dibrugarh District ( Length 30.73 Km.)	---	---	40.08	40.08	(-) 100	
Improvement of Dhurasapkhanda Pukhuri Road from Morigaon Rural Road Division	---	---	2,20.71	58.48	(-) 100	
Construction of RCC Bridge No.1/1 on Panibagara to BB Road via Hatigaon under Morigaon RR Division	---	---	3,96.50	---	---	
Improvement of Japari Gerua Kuhutali Road under Morigaon Rural Road Division	33.25	33.25	1,66.85	---	(+) 100	
Construction of Road by Paver Block from Barchala PWD Road to Durabari and Bhangamandir PWD to Jorpukuri etc	---	---	5,38.15	4.27	(-) 100	
Construction of PNGB Panibari Road to Panibari, Digboi Town	---	---	1,44.67	---	---	

**16 - DETAILED STATEMENT OF CAPITAL EXPENDITURE BY MINOR HEADS AND SUB-HEADS**

Nature of Expenditure	Expenditure during 2020-2021		Expenditure to end of 2020-2021	Expenditure during 2019-2020	Per Cent of Increase(+)/ Decrease(-) during the year
	Charged/ Voted	Total			
	(Figures in italics represent charged expenditure)				
C. CAPITAL ACCOUNT OF ECONOMIC SERVICES – Contd.					
(g) Capital Account of Transport – Contd.					
5054 Capital Outlay on Roads and Bridges – Contd.					
03 State Highways – Contd.					
337Road Works – Contd.					
Multipurpose Car Parking at Mangaldoi Town, Mangaldoi	---	---	3,64.94	---	---
Construction of Road from Kachari Pathar to Puali Pathat & Construction of Sensua Ali	---	---	65.64	---	---
Construction of Road from NH-31 to Parabhara via Madulizar, Boonmazar Pam-Barpeta	---	---	64.82	---	---
Construction of Road Network Leading to Bogibeel Bridge Over River Brahmaputra-Tingkhong Ghat Road	---	---	2,33.61	---	---
Footover Bridge at Busy Intersection in Guwahati City (Adabari, Chandmari, Maligaon, Chariali, Ganeshguri near Indian Airlines and Paltan Bazar near DC Court)	---	---	26.29	---	---
Ongoing Works for Other Roads under Untied SCA	2,59.93	2,59.93	61,13.87	6,90.90	(-) 62
Construction of Road by Paver Block from Beradbasti (Tangni Basti) via Singri,Bagari,Rabha Goan Bhyanbasti	---	---	26.81	---	---
Construction of RCC Covered Drain from Ch. 2175 M to 3075 M with RCC Crossed of Guwahati Sonapur to Sixmile	---	---	72.04	---	---
Mt.Bt. Road from Bandarmari to Fakkuruddin Ali Ahmed Road via Barghop Manijaroni,Barson Bride No.1/3	---	---	85.09	---	---
Construction of Mt. Bt. Topping Road from Zohamari to Ranagarh Banglajhora with provision of RCC Culvert	---	---	88.02	---	---
Spectator Galary including Public Utilities at Golaghat Sports Complex	---	---	8,48.25	---	---
Construction of RCC Bridge over River Dessang on Gaurisagar Moran Road	---	---	8,83.55	47.73	(-) 100
Construction of Aatmaram Gogoi Ali to Dhodar Ali via Nutun Mati Nathgaon	---	---	3,25.24	---	---



# 16 - DETAILED STATEMENT OF CAPITAL EXPENDITURE BY MINOR HEADS AND SUB-HEADS

Nature of Expenditure	Expenditure during 2020-2021		Expenditure to end of 2020-2021	Expenditure during 2019-2020	Per Cent of Increase(+)/ Decrease(-) during the year		
	Charged/ Voted	Total					
	(Figures in italics represent charged expenditure)					(In lakh of ₹)	
C. CAPITAL ACCOUNT OF ECONOMIC SERVICES – Contd.							
(g) Capital Account of Transport – Contd.							
5054 Capital Outlay on Roads and Bridges – Contd.							
03 State Highways – Contd.							
337 Road Works – Contd.							
Dakhi Moukhuwa and Islampatti under Golaghat RRD							
Construction of RCC Bridge No.15/3 over River Amreng on Kheroni Ronganabong Road			---	---	2,19.83	---	---
Construction of RCC Bridge No.15/3 of ROB Furkating Bypass of Golaghat Merapani Road near Golaghat Railway Station in Replacement of LC Gate No.ST-70			64.05	64.05	38,55.08	2,56.18	(-) 75
Construction of Dhula Chapori Road from CH-2.85 Km.to 5.65 Km. & Cross Drainage of SPT Work in Darang District, Mangaldoi RRD			---	---	7,02.83	27.22	(-) 100
Improvement of Road from Dheramajuli to Garuduba PWD Road including Conversion SPT Bridge No.4/3 into RCC Bridge No.4/3 over Belsiri River			18.85	18.85	12,75.71	1,90.70	(-) 90
Construction of Road from Alikan Diruwa Chowk to Gharabaha including RCC Bridge No.2/1 in Nalbari District			---	---	5,73.09	---	---
Improvement (i) Dumuni Chouki to Kuruwa Road (ii) Khandajan to Sanowa Road (iii) Malibaritari Road including Cross Drainage Works in Darang District			---	---	15,80.36	1,26.62	(-) 100
Construction of Lekhapani-Faneng Concrette Bridge on Tirap River, Margheriata			5,06.19	5,06.19	7,95.36	---	(+) 100
Improvement and Widening of Borkhat Borni Road, Guwahati			---	---	15,24.11	---	---
Alt Road to Gnb Road from Chandmari Red Cross Hospital Road Point to Mc Road via Nizara Par Nabagraha Karnachai, Guwahati			---	---	4,54.02	---	---
Construction of Road and Byelane Gouripur Town with Provision of Drain cum Foothpath under PWD Dhubri Road			---	---	4,29.92	---	---

# 16 - DETAILED STATEMENT OF CAPITAL EXPENDITURE BY MINOR HEADS AND SUB-HEADS

Nature of Expenditure	Expenditure during 2020-2021		Expenditure to end of 2020-2021	Expenditure during 2019-2020	Per Cent of Increase(+)/ Decrease(-) during the year
	Charged/ Voted	Total			
	(Figures in italics represent charged expenditure)				
C. CAPITAL ACCOUNT OF ECONOMIC SERVICES – Contd.					
(g) Capital Account of Transport – Contd.					
5054 Capital Outlay on Roads and Bridges – Contd.					
03 State Highways – Contd.					
337Road Works – Contd.					
Improvement and Widening of Guwahati Fatasil Road and Construction of Footpath cum Drain at Gorchuk NH-37 under Guwahati City-1	---	---	27,40.34	---	---
Construction of MT & BT Road from Katanala Village to Da-Garoimari Madhabdev LP School & RCC Bridge over Belsirijan via Bachasimalu	---	---	9,79.27	2,37.59	(-) 100
Construction of MT & BT from SDBC Road from Chamata HS School, Belsor Ragamancha Jamartal via Rubiabathan to Chamata Girls HS School with Culvert	68.50	68.50	16,69.42	---	(+) 100
Widening and Strengthening of Pachitia Morigaon Barangabari Road	---	---	5,91.23	24.12	(-) 100
500 KM of all Weather Road under MPNA	48.15	48.15	1,36,61.06	1,75.06	(-) 73
Construction of Alternative Road from Khanapara ( Kainadhara to LGB International Airport)	---	---	1,60.00	---	---
Construction of Roads from Katra to NH-31 at Sathmau via Kashtola Nilpur, Borajal HS School, Akona etc.	---	---	1,43.73	---	---
Imrovement of Bordoloni to Khalihamari (SBG) Road including Construction of SPT Bridge to RCC Bridge at Dhemaji	---	---	5,57.12	---	---
Construction of RCC Bridge over River Singra with Improvement of Hahim Singra Road connecting Nowpara & Bakrapara	---	---	7,49.05	---	---
Construction of Alternate Road from GS Road to Kahilipara Lal Ganesh Road via GMC Road under Guwahati City	19.54	19.54	4,46.37	---	(+) 100
Improvement of Pramathesh Barua Road at Gauripur Town under Dhubri Rural Road Division	---	---	1,03.36	---	---
Improvement of Pratapganj Kherbari Road in Amingaon Bazar Area under	---	---	1,37.68	---	---

**16 - DETAILED STATEMENT OF CAPITAL EXPENDITURE BY MINOR HEADS AND SUB-HEADS**

Nature of Expenditure	Expenditure during 2020-2021		Expenditure to end of 2020-2021	Expenditure during 2019-2020	Per Cent of Increase(+)/ Decrease(-) during the year	
	Charged/ Voted	Total				
	(Figures in italics represent charged expenditure)					
C. CAPITAL ACCOUNT OF ECONOMIC SERVICES – Contd.						
(g) Capital Account of Transport – Contd.						
5054 Capital Outlay on Roads and Bridges – Contd.						
03 State Highways – Contd.						
337 Road Works – Contd.						
Dhubri Rural Road Division						
Construction of approach of Dakhin Beltola from NH-37 Bye Pass at Lalmati under Guwahati City Division						
Improvement of Deka Gaon Road including Construction of RCC Bridge No. 2/3 under Jorhat Rural Road Division						
M&T of Road from Bhalukdhara-Singri Road upto Bhutia Ali of Naton Sirajuli of Sonitpur Rural Division						
M&T of Road from Old Ghora RCC Bridge to Gohra HS via Bahbari GP & Nahoroni Buragaon of Sonitpur						
Strengthening & Widening of Road from NH-52 to Gupteswar Temple at Singri and Cahitalmari of Sonitpur						
Mukhya Mantrir Paki Dalong Nirman Achani (MMPDNA)						
500 Km. of all Weather Road under MPNA (One time ACA)						
Construction of Alternative Road from Khanapara to LGB Airport (One time ACA)						
State Specific Scheme (Development of Specific Road)						
Fakuruddin Ali Ahmed Paki Path Nirman Achani (Construction of 500 KM All Weather Road in LAC. Char & Border)						
Construction of Road from Surajnagar Milijuli Path to Dolbari Main Road						
Construction of Road from Surjyanagar Corner Place to Dolbari from M&BT						
Chief Minister's Special Package for Barak Valley						

---

**16 - DETAILED STATEMENT OF CAPITAL EXPENDITURE BY MINOR HEADS AND SUB-HEADS**


---

Nature of Expenditure	Expenditure during 2020-2021		Expenditure to end of 2020-2021	Expenditure during 2019-2020	Per Cent of Increase(+)/ Decrease(-) during the year	
	Charged/ Voted	Total				
(Figures in italics represent charged expenditure)		(In lakh of ₹)				
C. CAPITAL ACCOUNT OF ECONOMIC SERVICES – Contd.						
(g) Capital Account of Transport – Contd.						
5054 Capital Outlay on Roads and Bridges – Contd.						
03 State Highways – Contd.						
337Road Works – Concl'd.						
Other Works each Costing below ₹ 5 crore		---	---	1,52,85.22	---	---
Construction of Metalling & Blacktoping of Road from Lotamari to Joleswari via Bendorpur Fatwibari (8 K.M.) BTC Area		---	---	90.00	---	---
Total - 337 Road Works		63,70,87.37	63,70,87.37	2,20,88,37.99	68,35,72.28	(-) 7
799Suspense						
Miscellaneous Public Works Advances		---	---	3,23,58.00	---	---
800Other Expenditure						
Assistance to the Bodoland Autonomous Council						
Scheduled Caste Component Plan		---	---	23.41	---	---
Tribal Sub Plan		---	---	5,76.66	---	---
Other than TSP & SCCP		---	---	1,74.60	---	---
Assistance to the Lalung (Tiwa) Autonomous Council						
Scheduled Caste Component Plan		---	---	10.62	---	---
Tribal Sub Plan		---	---	32.29	---	---
Other than TSP & SCCP		---	---	18.00	---	---
Assistance to the Mising Autonomous Council						
Scheduled Caste Component Plan		---	---	31.40	---	---
Tribal Sub Plan		---	---	1,70.15	---	---
Other than TSP & SCCP		---	---	35.79	---	---

**16 - DETAILED STATEMENT OF CAPITAL EXPENDITURE BY MINOR HEADS AND SUB-HEADS**

Nature of Expenditure	Expenditure during 2020-2021		Expenditure to end of 2020-2021	Expenditure during 2019-2020	Per Cent of Increase(+)/ Decrease(-) during the year	
	Charged/ Voted	Total				
(Figures in italics represent charged expenditure)		(In lakh of ₹)				
C. CAPITAL ACCOUNT OF ECONOMIC SERVICES – Contd.						
(g) Capital Account of Transport – Contd.						
5054 Capital Outlay on Roads and Bridges – Contd.						
03 State Highways – Concl'd.						
800Other Expenditure – Concl'd.						
Assistance to the Rabha Hasong Autonomous Council						
Tribal Sub Plan		---	---	19.16	---	---
Other than TSP & SCCP		---	---	82.98	---	---
Other Expenditure		---	---	1,17,38.28	---	---
District Roads		1,22,59.50	1,22,59.50	2,95,49.80	49,00.08	(+) 150
Loan Assistance from NABARD under RIDF-II for Completion of Ongoing and Incomplete Roads and Bridges		4,69,58.65	4,69,58.65	28,55,41.84	4,20,42.08	(+) 12
Counterpart Funding against Bridges under PMGSY proposed to be Utilised through ASRB Works		---	---	2,08,89.31	---	---
Projected State Share of NABARD		16,99.23	16,99.23	1,79,39.74	15,46.66	(+) 10
Total - 800 Other Expenditure		6,09,17.38	6,09,17.38	38,82,20.92	4,84,88.82	(+) 26
911Deduct-Recoveries of Overpayments		(-)50,00.00	(-)50,00.00	(-)50,00.00	---	(+) 100
Total - 03 State Highways		69,30,04.75	69,30,04.75	2,64,62,82.13	73,20,61.10	(-) 5

# 16 - DETAILED STATEMENT OF CAPITAL EXPENDITURE BY MINOR HEADS AND SUB-HEADS

Nature of Expenditure	Expenditure during 2020-2021		Expenditure to end of 2020-2021	Expenditure during 2019-2020	Per Cent of Increase(+)/ Decrease(-) during the year
	Charged/ Voted	Total			
	(Figures in italics represent charged expenditure)		(In lakh of ₹)		
C. CAPITAL ACCOUNT OF ECONOMIC SERVICES – Contd.					
(g) Capital Account of Transport – Contd.					
5054 Capital Outlay on Roads and Bridges – Contd.					
04 District & Other Roads					
010Other than Minimum Needs Programme	---	---	2,13,23.96	---	---
District Roads ARIASP (World Bank Project)	---	---	1,30,67.84	---	---
Grants in aid to ARIASP Society (EAP)	---	---	47,18.76	---	---
Assam P.W.D. Computerisation (EAP)	---	---	6,66.67	---	---
Assam State Road Project	---	---	12,67,66.55	---	---
District Roads (ARIASP) (WBP)	---	---	3,39,24.35	---	---
Grants in aid to ARIASP Society	---	---	1,83,33.43	---	---
Establishment	---	---	75,37.81	---	---
Assam State Road Project (World Bank) (EAP)	---	---	7,33.92	---	---
District and Other Roads (General) (MNP)					
Works	---	---	31.34	---	---
Rural Roads MNP	---	---	96,42.19	---	---
Rural Roads OMNP	---	---	20,52.87	---	---
Construction of Bridge over River Brahmaputra connecting Guwahati to North Guwahati (New Development Bank BRICS)	4,40,00.00	4,40,00.00	9,35,00.00	2,45,00.00	(+) 80
Assam Agricultural Competitiveness Project (World Bank)	---	---	1,22,77.86	---	---
Assam State Roads Project (World Bank ) EAP	---	---	1,01,02.06	---	---
Total - 010 Other than Minimum Needs Programme	4,40,00.00	4,40,00.00	35,46,79.61	2,45,00.00	(+) 80
337Road Works	---	---	48,94.89	---	---
General Road Works	67,44.35	67,44.35	5,05,75.89	1,65,84.72	(-) 59
Works	---	---	2,45,32.02	---	---

**16 - DETAILED STATEMENT OF CAPITAL EXPENDITURE BY MINOR HEADS AND SUB-HEADS**

Nature of Expenditure	Expenditure during 2020-2021		Expenditure to end of 2020-2021	Expenditure during 2019-2020	Per Cent of Increase(+)/ Decrease(-) during the year
	Charged/ Voted	Total			
	(Figures in italics represent charged expenditure)				
C. CAPITAL ACCOUNT OF ECONOMIC SERVICES – Contd.					
(g) Capital Account of Transport – Contd.					
5054 Capital Outlay on Roads and Bridges – Contd.					
04 District & Other Roads – Concl'd.					
337Road Works – Concl'd.					
Baithalangs District Council Metalling & Blacktopping under Khami Sub-Division	---	---	29.63	---	---
Total - 337 Road Works	67,44.35	67,44.35	8,00,32.43	1,65,84.72	(-) 59
796Tribal Area Sub-Plan	---	---	7,15.34	---	---
Works	19,75.84	19,75.84	2,97,13.84	22,84.15	(-) 14
799Suspense					
Miscellaneous Public Works Advances	---	---	5,58,36.53	5,50,00.00	(-) 100
800Other Expenditure	---	---	50,32.70	---	---
Other Works	---	---	41,26.49	---	---
Scheduled Caste Component Plan					
Machinery & Equipment	---	---	32.59	---	---
Works	48,03.36	48,03.36	8,35,98.37	69,27.41	(-) 31
Other Expenditure	---	---	1,80,44.13	---	---
Other Works each Costing below ₹ 5 crore	---	---	1,52,95.51	---	---
Total - 800 Other Expenditure	48,03.36	48,03.36	12,61,29.79	69,27.41	(-) 31
911Deduct-Recoveries of Overpayments	---	---	(-)23,43.60	---	---
Total - 04 District & Other Roads	5,75,23.54	5,75,23.54	64,47,63.92	10,52,96.27	(-) 45

# 16 - DETAILED STATEMENT OF CAPITAL EXPENDITURE BY MINOR HEADS AND SUB-HEADS

Nature of Expenditure	Expenditure during 2020-2021		Expenditure to end of 2020-2021	Expenditure during 2019-2020	Per Cent of Increase(+)/ Decrease(-) during the year
	Charged/ Voted	Total			
	(Figures in italics represent charged expenditure)				
			(In lakh of ₹)		
C. CAPITAL ACCOUNT OF ECONOMIC SERVICES – Contd.					
(g) Capital Account of Transport – Contd.					
5054 Capital Outlay on Roads and Bridges – Concltd.					
80 General					
001 Direction and Administration	---	---	96.63	---	---
Execution (General)	---	---	3.07	---	---
789 Special component Plan for Schedule Caste	---	---	88.92	---	---
799 Suspense					
Miscellaneous Public Works Advances	---	---	8,88,45.33	---	---
800 Other Expenditure	---	---	0.19	---	---
Total - 80 General	---	---	8,90,34.14	---	---
Total - 5054	75,05,28.29	75,05,28.29	3,42,05,53.51	83,73,57.37	(-) 10
5055 Capital Outlay on Road Transport					
050 Lands and Buildings	---	---	2,53.34	---	---
Works					
Construction of DTO Office in Morigaon	---	---	95.16	---	---
Construction of DTO Office in Karbi Anglong	---	---	4,04.10	---	---
Construction of DTO Office in Nagaon	---	---	41.74	15.10	(-) 100
Construction of DTO Office in Majuli	16.91	16.91	16.91	---	(+) 100
Construction of DTO Office in Caharadeo	17.10	17.10	17.10	---	(+) 100
Construction of DTO Office in Hojai	42.10	42.10	42.10	---	(+) 100
Modernisation/ Upgradation of DTO Offices in the State	---	---	1,63.57	1,63.57	(-) 100
Mohanbari Airport, Dibrugarh	---	---	6,10.67	---	---
Lilabari Airport	---	---	17,07.08	1,07.08	(-) 100
LGB International Airport, Guwahati	---	---	2,15,41.37	16,41.37	(-) 100



# 16 - DETAILED STATEMENT OF CAPITAL EXPENDITURE BY MINOR HEADS AND SUB-HEADS

Nature of Expenditure	Expenditure during 2020-2021		Expenditure to end of 2020-2021	Expenditure during 2019-2020	Per Cent of Increase(+)/ Decrease(-) during the year
	Charged/ Voted	Total			
(Figures in italics represent charged expenditure)			(In lakh of ₹)		
C. CAPITAL ACCOUNT OF ECONOMIC SERVICES – Contd.					
(g) Capital Account of Transport – Contd.					
5055 Capital Outlay on Road Transport – Contd.					
050 Lands and Buildings – Concl'd.					
One time ACA/ SPA Augmentation of ASTC Fleet	---	---	50,00.00	---	---
Construction of RTA and STA Building	---	---	5,00.00	---	---
Employment Generation Scheme					
For Covering 200 nos. of Employees under Voluntary Retirement Scheme	---	---	15,00.00	---	---
For Chief Minister’s Special Scheme (Rural Connectivity)	---	---	70,00.00	---	---
Construction of Bus Terminal at Chowkidingi, Dibrugarh (ACA)	---	---	2,72.00	---	---
Construction of Bus Terminus at Sibsagar (ACA)	---	---	1,10.59	---	---
Total - 050 Lands and Buildings	76.11	76.11	3,92,75.73	19,27.12	(-) 96
102 Acquisition of Fleet	---	---	3,81.00	---	---
103 Workshop Facilities	---	---	23.23	---	---
190 Investments in Public Sector and Other Undertakings	---	---	59,61.28	---	---
Share Capital Contribution to Assam Road Transport Corporation	---	---	2,38,89.31	7,67.76	(-) 100
JNNURM Funding Scheme	---	---	64,78.97	---	---
Central Share	---	---	61,10.50	---	---
State Share	---	---	49,20.00	---	---
The Central Road Transport Corporation, Guwahati	---	---	9.50	---	---
Assam State Transport Corporation (A.S.T.C.)	---	---	2,41,05.56	---	---
Total - 190 Investments in Public Sector and Other Undertakings	---	---	7,14,75.12	7,67.76	(-) 100
799 Suspense	---	---	5.00	---	---

**16 - DETAILED STATEMENT OF CAPITAL EXPENDITURE BY MINOR HEADS AND SUB-HEADS**

Nature of Expenditure	Expenditure during 2020-2021		Expenditure to end of 2020-2021	Expenditure during 2019-2020	Per Cent of Increase(+)/ Decrease(-) during the year
	Charged/ Voted	Total			
	(Figures in italics represent charged expenditure)				
C. CAPITAL ACCOUNT OF ECONOMIC SERVICES – Contd.					
(g) Capital Account of Transport – Contd.					
5055 Capital Outlay on Road Transport – Concltd.					
800Other Expenditure					
Other Expenditure	---	---	1,86.95	---	---
Dharmajyoti	---	---	4,50.00	3,00.00	(-) 100
Regional Connectivity Scheme (RCS)					
Airport	5,10.00	5,10.00	25,20.11	18,85.11	(-) 73
UDAN International	---	---	11,40.00	---	---
Financial Assistance to Assam Road Transport					
Financial Incentive for Public Vehicle	---	---	25,00.00	25,00.00	(-) 100
Development of ASTC Stations					
Inter-State Bus Terminus (ISBT) Tezpur	4,28.66	4,28.66	8,78.66	3,50.00	(+) 22
Inter-State Bus Terminus (ISBT) Khanapara	1,02.62	1,02.62	4,29.08	2,49.21	(-) 59
Development of Majuli Station	---	---	97.44	---	---
e-Transport (Computersation Project)					
Procurement of IT Equipment & e-Governance	---	---	99.97	29.44	(-) 100
Installation of C.C.TV in all District Offices	---	---	39.97	---	---
Card Readers/ e-Challan Machines & Adoption of Digital Technology	---	---	1,50.00	---	---
Total - 800 Other Expenditure	10,41.28	10,41.28	84,92.18	53,13.76	(-) 80
902Deduct amount met from the Depreciation Reserve Fund	---	---	(-)1,50.99	---	---
Total - 5055	11,17.39	11,17.39	11,95,01.27	80,08.66	(-) 86

---

**16 - DETAILED STATEMENT OF CAPITAL EXPENDITURE BY MINOR HEADS AND SUB-HEADS**


---

Nature of Expenditure	Expenditure during 2020-2021		Expenditure to end of 2020-2021	Expenditure during 2019-2020	Per Cent of Increase(+)/ Decrease(-) during the year
	Charged/ Voted	Total			
	(Figures in italics represent charged expenditure)				
			(In lakh of ₹)		
C. CAPITAL ACCOUNT OF ECONOMIC SERVICES – Contd.					
(g) Capital Account of Transport – Contd.					
5056 Capital Outlay on Inland and Water Transport – Contd.					
101 Landing Facilities					
Construction of 15 Nos. 17 M Long Floating Terminals	---	---	50.08	---	---
Construction of 15 Nos. of 17.0 M long Floating Terminal at 15 Ghat on the River Barak (NW-16)	---	---	50.42	50.42	(-) 100
Construction of 25 Nos. of 17.0 M long Floating Terminal at 25 Ghat on the River Brahmaputra	1,08.00	1,08.00	1,08.00	---	(+) 100
Construction of 16 Nos. of 25.0 M long Floating Terminal at 16 Ghat on the River Brahmaputra	94.06	94.06	94.06	---	(+) 100
Central Share	---	---	2,23.31	62.55	(-) 100
Total - 101 Landing Facilities	2,02.06	2,02.06	5,25.87	1,12.97	(+) 79

# 16 - DETAILED STATEMENT OF CAPITAL EXPENDITURE BY MINOR HEADS AND SUB-HEADS

Nature of Expenditure	Expenditure during 2020-2021		Expenditure to end of 2020-2021	Expenditure during 2019-2020	Per Cent of Increase(+)/ Decrease(-) during the year
	Charged/ Voted	Total			
	(Figures in italics represent charged expenditure)				
			(In lakh of ₹)		
C. CAPITAL ACCOUNT OF ECONOMIC SERVICES – Contd.					
(g) Capital Account of Transport – Contd.					
5056 Capital Outlay on Inland and Water Transport – Contd.					
104 Navigation					
Headquarters Establishment					
Construction of 2 Nos. 28.0 M Long Steel Catarman for Majuli Based Ferry Services	---	---	2,65.34	96.23	(-) 100
Construction of 4 Nos. 16.0 M Long Steel Shallow Draft Boat on the River Barak (Sonabari Ferry, Gandhighat Ferry, Annapurna Ferry, Rajnagar Ferry Service)	---	---	67.98	11.72	(-) 100
Construction of 2 Nos. 22.00 M Long Scale Mar-Boat (Catamaran) for Sadiya and Dhubri Ferry Service on the River Brahmaputra	30.81	30.81	1,98.31	33.76	(-) 9
Construction of 2 Nos. 30 M Long Steel RPL Ferry Vessel for Sadiya and Dhubri Ferry Service on River Brahmaputra	---	---	2,89.71	70.93	(-) 100
Construction of 1(One) 24.5 M Long Twin Screw Survey cum Emergent Duty Boat Equipped required Safety Measure	---	---	1,32.24	7.60	(-) 100
Construction of 2 Nos. 16m Long Steel Shadow Draft Boats (SDB) for Enforcement Purpose on River Brahmaputra	---	---	29.14	---	---
Construction of 2(Two) Nos. 20.0 M Long A.C Single Boat to be Utilised as Cruise Vessel for Commercial Upgradation	---	---	27.92	---	---
Site Preparation & Construction of Boundary Wall at Government allotted Land for Construction of Office Building at Goalpara	---	---	16.69	---	---
Restructuring/ Renovation of Old Vessel under IWT Directorate	---	---	68.36	20.08	(-) 100
Construction of Different Capacities Wooden Boats for Augmentation of Fleet under Majuli based Ferry Services	---	---	1,35.51	---	---
Ferry Service on River Bramhaputra (Guwahati to North Guwahati)	---	---	64.57	64.57	(-) 100

**16 - DETAILED STATEMENT OF CAPITAL EXPENDITURE BY MINOR HEADS AND SUB-HEADS**

Nature of Expenditure	Expenditure during 2020-2021		Expenditure to end of 2020-2021	Expenditure during 2019-2020	Per Cent of Increase(+)/ Decrease(-) during the year
	Charged/ Voted	Total			
(Figures in italics represent charged expenditure)		(In lakh of ₹)			
C. CAPITAL ACCOUNT OF ECONOMIC SERVICES – Contd.					
(g) Capital Account of Transport – Concl'd.					
5056 Capital Outlay on Inland and Water Transport – Concl'd.					
104Navigation – Concl'd.					
Assam Inland Water Transport Development Society					
EAP for IWT Development					
32,00.00 32,00.00 48,00.00 --- (+) 100					
Total - 104 Navigation					
32,30.81 32,30.81 60,95.77 3,04.89 (+) 960					
190Investments in Public Sector and Other Undertakings					
Central Inland Water Transport Corporation					
--- --- 85.65 --- ---					
800Other Expenditure					
Government Transport Services Working Expenses - Major Ferry Services					
Restructuring/ Renovation of Old Ferry Vessel under Various IWT Division					
21.36 21.36 1,92.05 1,14.56 (-) 81					
Total - 800 Other Expenditure					
21.36 21.36 1,92.05 1,14.56 (-) 81					
Total - 5056					
34,54.23 34,54.23 68,99.35 5,32.42 (+) 549					
Total - (g) Capital Account of Transport					
75,50,99.92 75,50,99.92 3,54,69,56.53 84,58,98.43 (-) 11					
(h) Capital Account of Communication					
5275 Capital Outlay on Other Communication Services					
800Other Expenditure					
--- --- 1.07 --- ---					
Total - 5275					
--- --- 1.07 --- ---					
Total - (h) Capital Account of Communication					
--- --- 1.07 --- ---					

**16 - DETAILED STATEMENT OF CAPITAL EXPENDITURE BY MINOR HEADS AND SUB-HEADS**

Nature of Expenditure	Expenditure during 2020-2021		Expenditure to end of 2020-2021	Expenditure during 2019-2020	Per Cent of Increase(+)/ Decrease(-) during the year
	Charged/ Voted	Total			
	(Figures in italics represent charged expenditure)				
<b>C. CAPITAL ACCOUNT OF ECONOMIC SERVICES – Contd.</b>					
<b>(i) Capital Account of Science Technology and Environment</b>					
<b>5425 Capital Outlay on Other Scientific and Environmental Research</b>					
800Other Expenditure					
Guwahati Planetarium	14.36	14.36	1,73.40	75.90	(-) 81
Strengthening of ASTE Council					
Bigyan Bhawan Building Grant	49.96	49.96	1,13.12	63.16	(-) 21
Popularisation of Science					
District Science Centres	1,56.52	1,56.52	2,56.49	99.97	(+) 57
Bio-Technology Park					
Construction of Incubation Centre	4,74.33	4,74.33	4,74.33	---	(+) 100
Setting up of New Planetarium at Nalbari, North Lakhimpur, Kokrajhar and Other Places	25.73	25.73	56.10	30.37	(-) 15
Science City	1,41.31	1,41.31	6,13.01	82.62	(+) 71
New Planetarium at Six Locations	57.37	57.37	57.37	---	(+) 100
<b>Total - 800 Other Expenditure</b>	<b>9,19.58</b>	<b>9,19.58</b>	<b>17,43.82</b>	<b>3,52.02</b>	<b>(+) 161</b>
<b>Total - 5425</b>	<b>9,19.58</b>	<b>9,19.58</b>	<b>17,43.82</b>	<b>3,52.02</b>	<b>(+) 161</b>
<b>Total - (i) Capital Account of Science Technology and Environment</b>	<b>9,19.58</b>	<b>9,19.58</b>	<b>17,43.82</b>	<b>3,52.02</b>	<b>(+) 161</b>
<b>(j) Capital Account of General Economic Services</b>					
<b>5452 Capital Outlay on Tourism</b>					
<b>01 Tourist Infrastructure</b>					
001Direction and Administration	---	---	22.50	---	---

---

**16 - DETAILED STATEMENT OF CAPITAL EXPENDITURE BY MINOR HEADS AND SUB-HEADS**


---

Nature of Expenditure	Expenditure during 2020-2021		Expenditure to end of 2020-2021	Expenditure during 2019-2020	Per Cent of Increase(+)/ Decrease(-) during the year
	Charged/ Voted	Total			
	(Figures in italics represent charged expenditure)				
			(In lakh of ₹)		
C. CAPITAL ACCOUNT OF ECONOMIC SERVICES – Contd.					
(j) Capital Account of General Economic Services – Contd.					
5452 Capital Outlay on Tourism – Contd.					
01 Tourist Infrastructure – Contd.					
101 Tourist Centre	---	---	3,70.50	---	---
Development of Sri Sri Keshab Charan Atta, Bhatowakuchi Than	---	---	25.00	---	---
102 Tourist Accommodation	---	---	73.34	---	---
Construction	7,10.20	7,10.20	49,02.88	2,65.00	(+) 168
Extension of Office Building of the Directorate of Tourism, Assam, Guwahati	---	---	8.40	---	---
Development of Tourism Infrastructure at Hajo	---	---	1,00.00	---	---
Tea Museum at Dibrugarh	---	---	1,94.00	34.00	(-) 100
Headquarters Establishment	---	---	17.71	---	---
Tourist Information Office-cum-Transit Camp	6.00	6.00	6.00	---	(+) 100
Construction of Tourist Rest House	2,00.58	2,00.58	8,55.58	70.22	(+) 186
Development of Tourist Spot	---	---	19,72.07	---	---
Tourist Recreational Centre at Ramnagar Anowa	---	---	3.00	---	---
Construction of Tourist Spots	8,41.24	8,41.24	42,43.41	6,96.17	(+) 21
Damodhar Dham Satra, Nalbari	---	---	0.67	---	---
Renovation of Tourist Lodge/ Picnic Cottage					
Nabagraha	---	---	6.00	---	---
Construction of Pilgrim Cottage					
Damodhar Dham Satra, Nalbari	---	---	5.40	---	---
Development					
Development of Gandhibag, Cachar with Water Sport Facilities	---	---	7.27	---	---
Tourist Infrastructure Projects	---	---	15.00	---	---

**16 - DETAILED STATEMENT OF CAPITAL EXPENDITURE BY MINOR HEADS AND SUB-HEADS**

Nature of Expenditure	Expenditure during 2020-2021		Expenditure to end of 2020-2021	Expenditure during 2019-2020	Per Cent of Increase(+)/ Decrease(-) during the year
	Charged/ Voted	Total			
	(Figures in italics represent charged expenditure)				
C. CAPITAL ACCOUNT OF ECONOMIC SERVICES – Contd.					
(j) Capital Account of General Economic Services – Contd.					
5452 Capital Outlay on Tourism – Contd.					
01 Tourist Infrastructure – Contd.					
102Tourist Accommodation – Contd.					
Hotel Brahmaputra Ashok	---	---	8,92.38	---	---
Hotel in Majuli	47.50	47.50	67.50	---	(+) 100
Destination Development on Bank of Brahmaputra, Guwahati	---	---	1,60.73	---	---
Destination Development on Bank of Koyakujia lake, North Salmara	---	---	3,03.27	---	---
Development of Samaguri Lake-Morikolong-Badulikganga-Chapanalla-Akashiganga Tourist Circuit in Assam	---	---	3,48.00	---	---
Central Share	---	---	87.19	---	---
Integrated Development of Tourist Circuit in Assam	---	---	87.55	---	---
Development of N.E.Circuit	---	---	56.00	---	---
Development of Kamakhya and Satellite Pilgirmage Town-ship of Hajo	---	---	2,18.27	---	---
Tourist Arrival cum Reception Centre	---	---	71.77	---	---
Development of Sualkuchi as Tourist Destination in Assam	---	---	3,52.53	---	---
Development of Sathebari-Barpeta-Patbosi-Konora-Sorbhog	---	---	5,66.46	---	---
Heritage circuit in Assam					
Circuit Development of Manas-Guwahati-Kaziranga	---	---	1,16.20	---	---
Development of Dhubri-Goalpara-Guwahati-Silchar, Karimganj	---	---	36.96	---	---
Development Tourist Destination of Samaguri Lake in Nagaon	---	---	2,78.41	---	---
Economic Tourist at Lungsung					
Majuli	---	---	50.00	---	---
Wayside Facilities					
Chapor	---	---	5,84.64	---	---



# 16 - DETAILED STATEMENT OF CAPITAL EXPENDITURE BY MINOR HEADS AND SUB-HEADS

Nature of Expenditure	Expenditure during 2020-2021		Expenditure to end of 2020-2021	Expenditure during 2019-2020	Per Cent of Increase(+)/ Decrease(-) during the year
	Charged/ Voted	Total			
	(Figures in italics represent charged expenditure)				
			(In lakh of ₹)		
C. CAPITAL ACCOUNT OF ECONOMIC SERVICES – Contd.					
(j) Capital Account of General Economic Services – Contd.					
5452 Capital Outlay on Tourism – Contd.					
01 Tourist Infrastructure – Contd.					
102Tourist Accommodation – Contd.					
Project Resort on Heritage and Eco-Tourism Resort at Majuli	---	---	57.04	---	---
Capacity Building Service Provisions	---	---	2.00	---	---
Information and Technology	---	---	90.00	---	---
Destination of Haflong in N.C. Hills alongwith Heliport in Assam	---	---	3,21.97	---	---
Development & Beautification of Historical Place- Habung	---	---	90.00	---	---
Tourist Facilititation in Ambubachi & Similar Other Occasion Innovative	2,85.00	2,85.00	30,41.13	5,99.71	(-) 52
Religious and Cultural Tourism Promotion Activities					
Infrastructure Development for Destinations and Circuits	---	---	92.00	---	---
Development of Kamakhya Temple and Pilgrimage Destination in and around Guwahati under PRASAD	---	---	6,79.52	---	---
Development of Barak Valley and Two Hills Districts in Assam	---	---	1,21.08	---	---
Development of Tourist Circuit House Kaliabor-Jakhlananda-Nagaon in Assam					
Central Share	---	---	1,33.38	---	---
Development of Tourist Circuit House Kaziranga-Sivsagar-Jorhat (East Assam Circuit)					
Central Share	---	---	1.46	---	---
Development of Buddhist Tourist Circuit House in Assam	---	---	17.00	---	---
Central Share	---	---	51.01	---	---
Upgradation of Sound & Light Show at Talatal Ghar	---	---	7.50	---	---
Other Works each Costing below ₹ 5 crore	---	---	9,21.36	---	---
Development of Halflong Tourist Circuit	---	---	2,00.00	---	---

**16 - DETAILED STATEMENT OF CAPITAL EXPENDITURE BY MINOR HEADS AND SUB-HEADS**

Nature of Expenditure	Expenditure during 2020-2021		Expenditure to end of 2020-2021	Expenditure during 2019-2020	Per Cent of Increase(+)/ Decrease(-) during the year
	Charged/ Voted	Total			
	(Figures in italics represent charged expenditure)				
			(In lakh of ₹)		
C. CAPITAL ACCOUNT OF ECONOMIC SERVICES – Contd.					
(j) Capital Account of General Economic Services – Contd.					
5452 Capital Outlay on Tourism – Contd.					
01 Tourist Infrastructure – Contd.					
102 Tourist Accommodation – Concltd.					
Renovation of Prashanti Lodges	---	---	2,20.00	1,80.00	(-) 100
Development of Tourist Infrastructure including Ghat Jetties along the Brahmaputra Riverways					
Central Share	---	---	13.00	---	---
Integrated Development of Tourist Circuit Orang-Tezpur-Bhalukpong-Biswanath Chariali-Gohpur					
Central Share	---	---	1,54.94	---	---
Integrated Development of Dhubri-Mahamaya-Barpeta-Hajo Circuit in Assam	---	---	83.46	---	---
Celebration of Rass Festival at Majuli/ Bodo National Festival/ Holding of Jaipor	---	---	45.00	---	---
Tourism Awareness Programme for Taxi/ Coach Drivers in selected Tourist Destination	---	---	6.63	---	---
Total - 102 Tourist Accommodation	20,90.52	20,90.52	2,30,38.07	18,45.10	(+) 13
190 Investments in Public Sector and Other Undertakings					
Assam Tourism Development Corporation	---	---	46.00	---	---
800 Other Expenditure	---	---	11,39.64	---	---
Construction	---	---	2,85.26	---	---
Development					
Shan Ghat Temple at Khoraghat (Mahamaya)	---	---	3.50	---	---

**16 - DETAILED STATEMENT OF CAPITAL EXPENDITURE BY MINOR HEADS AND SUB-HEADS**

Nature of Expenditure	Expenditure during 2020-2021		Expenditure to end of 2020-2021	Expenditure during 2019-2020	Per Cent of Increase(+)/ Decrease(-) during the year
	Charged/ Voted	Total			
(Figures in italics represent charged expenditure)			(In lakh of ₹)		
C. CAPITAL ACCOUNT OF ECONOMIC SERVICES – Contd.					
(j) Capital Account of General Economic Services – Contd.					
5452 Capital Outlay on Tourism – Concl'd.					
01 Tourist Infrastructure – Concl'd.					
800Other Expenditure – Concl'd.					
Construction of Bodoland Movement Cementary cum Tourist Centre at Deborgaon, Kokrajhar	---	---	10,39.67	---	---
Total - 800 Other Expenditure	---	---	24,68.07	---	---
911Deduct-Recoveries of Overpayments	---	---	(-)1,42.97	---	---
Total - 01 Tourist Infrastructure	20,90.52	20,90.52	2,58,27.17	18,45.10	(+) 13
80 General					
104Promotion and Publicity	---	---	1,23.05	---	---
Tourist Information and Publicity	10.07	10.07	56.64	---	(+) 100
Total - 80 General	10.07	10.07	1,79.69	---	(+) 100
Total - 5452	21,00.59	21,00.59	2,60,06.86	18,45.10	(+) 14
5465 Investments in General Financial and Trading Institutions					
01 Investments in General Financial Institutions					
190Investments in Public Sector and Other Undertakings Banks, etc.					
Share Capital Contribution to Regional Rural Banks	---	---	11,15.86	---	---
800Other Expenditure					
Purchase of Equity Share of GSTIN from ICICI bank and HDFC Bank by Government of Assam	8.23	8.23	8.23	---	(+) 100
Total - 01 Investments in General Financial Institutions	8.23	8.23	11,24.09	---	(+) 100

**16 - DETAILED STATEMENT OF CAPITAL EXPENDITURE BY MINOR HEADS AND SUB-HEADS**

Nature of Expenditure	Expenditure during 2020-2021		Expenditure to end of 2020-2021	Expenditure during 2019-2020	Per Cent of Increase(+)/ Decrease(-) during the year
	Charged/ Voted	Total			
(Figures in italics represent charged expenditure)		(In lakh of ₹)			
C. CAPITAL ACCOUNT OF ECONOMIC SERVICES – Contd.					
(j) Capital Account of General Economic Services – Contd.					
5465 Investments in General Financial and Trading Institutions – Concl'd.					
02 Investment in Trading Institutions					
190 Investments in Public Sector and Other Undertakings					
The Associated Industries (Assam) Ltd.		---	---	23.19	---
The Assam State Film (Finance and Development) Corporation		---	---	4.64	---
Total - 190 Investments in Public Sector and Other Undertakings		---	---	27.83	---
Total - 02 Investment in Trading Institutions		---	---	27.83	---
Total - 5465		8.23	8.23	11,51.92	(+) 100
5475 Capital Outlay on other General Economic Services					
101 Lands Ceilings ( Other than Agricultural Land )		---	---	8.02	---
102 Civil Supplies					
Share Capital contribution to Primary Consumers Co-operatives		---	---	60.93	---
Share Capital contribution to Consumers Co-operatives		---	---	31.10	---
Share Capital contribution to Consumers Co-operative		---	---	58.87	---
Total - 102 Civil Supplies		---	---	1,50.90	---
202 Compensation to Land Holders on Abolition of Zamindari System		---	---	2,95.53	---
800 Other Expenditure		---	---	0.88	---
902 Deduct amount met from Zamindari Abolition Fund		---	---	(-)2,95.53	---

**16 - DETAILED STATEMENT OF CAPITAL EXPENDITURE BY MINOR HEADS AND SUB-HEADS**

Nature of Expenditure	Expenditure during 2020-2021		Expenditure to end of 2020-2021	Expenditure during 2019-2020	Per Cent of Increase(+)/ Decrease(-) during the year
	Charged/ Voted	Total			
(Figures in italics represent charged expenditure)			(In lakh of ₹)		
C. CAPITAL ACCOUNT OF ECONOMIC SERVICES – Concl.					
(j) Capital Account of General Economic Services – Concl.					
5475 Capital Outlay on other General Economic Services – Concl.					
<hr/>					
Total - 5475	---	---	1,59.80	---	---
<hr/>					
Total - (j) Capital Account of General Economic Services	21,08.82	21,08.82	2,73,18.58	18,45.10	(+) 14
<hr/>					
Total - C. CAPITAL ACCOUNT OF ECONOMIC SERVICES	95,26,59.57	95,26,59.57	6,76,53,43.71	1,09,95,04.59	(-) 13
<hr/>					
Total -	1,23,99,39.20	1,23,99,39.20	8,53,17,69.70	1,31,85,42.22	(-) 6
<hr/>					
Salaries*	---	---	2,79,85.16	1.11	(-) 100
Grants-in-Aid*	56,40,47.35	56,40,47.35	2,41,63,95.64	62,25,44.55	(-) 9

\* Total of the object head is included in the Grand Total.

**16 - DETAILED STATEMENT OF CAPITAL EXPENDITURE BY MINOR HEADS AND SUB HEADS**  
**EXPLANATORY NOTES**

**CAPITAL EXPENDITURE**

Expenditure on Capital Accounts - The expenditure on capital account decreased from ₹ 1,31,85,42.22 lakh in 2019-2020 to ₹ 1,23,99,39.20 lakh in 2020-2021 by ₹ 7,86,03.02 lakh . The major items of increase and decrease are as under:-

<b>Major Head of Account</b>	<b><u>ACTUALS</u></b>		<b><u>Increase</u></b>	<b><u>Reasons</u></b>
	<b>2020-2021</b>	<b>2019-2020</b>		
	<b>(In lakh of ₹)</b>			
4215 Capital Outlay on Water Supply and Sanitation	15,45,62.11	6,35,54.83	9,10,07.28	Mainly due to increase in expenditure under (i) National Rural Drinking Water Supply Programme, (ii) Construction of Individual Household Latrine in Rural areas of Assam and fresh expenditure under (iii) Projected State Share of CSS and (iv) National Water Quality Sub-Mission <i>etc.</i>
4401 Capital Outlay on Crop Husbandry	1,80,68.25	48,90.76	1,31,77.49	Mainly due to increase in expenditure under Rural Infrastructure Development Fund (R.I.D.F)
4425 Capital Outlay on Co-operation	14,27.02	2,84.26	11,42.75	Mainly due to fresh expenditure under (i) Rural Infrastructure Development Fund (R.I.D.F) and (ii) Assistance to Assam co-Operative Jute Mill <i>etc.</i>
4801 Capital Outlay on Power Projects	2,95,40.10	1,12,37.26	1,83,02.84	Mainly due to fresh expenditure under (i) Procurement of Meters, (ii) APSEIP Tranche 4(ADB) and (iii) Enhancement of Intra State Transmission System of Assam <i>etc.</i>
5056 Capital Outlay on Inland and Water Transport	34,54.23	5,32.42	29,21.81	Mainly due to fresh expenditure for (i) Assam Inland Water Transport Development Society , (ii) Construction of 25 nos. of 17M Long Floating Terminals at 25 Ghat on the River Bhramaputra and (iii) Construction of 16 nos. of 25 M Long Floating Terminals at 16 Ghat on the River Bhramaputra <i>etc.</i>
5425 Capital Outlay on Other Scientific and Environmental Research	9,19.58	3,52.02	5,67.56	Mainly due to increase in expenditure under (i) Science City, (ii) District Science Centers and fresh expenditure for (iii) construction of Incubation Centre and (iv) New Planetarium at Six Locations <i>etc.</i>

**16 - DETAILED STATEMENT OF CAPITAL EXPENDITURE BY MINOR HEADS AND SUB HEADS**  
**EXPLANATORY NOTES**

**CAPITAL EXPENDITURE**

<b>Major Head of Account</b>	<b><u>ACTUALS</u></b>		<b><u>Decrease</u></b>	<b><u>Reasons</u></b>
	<b>2020-2021</b>	<b>2019-2020</b>		
	<b>(In lakh of ₹)</b>			
4202 Capital Outlay on Education, Sports, Art and Culture	72,39.00	1,66,03.64	93,64.64	Mainly due to decrease in expenditure under (i) Assam Engineering College, (ii) Jorhat Engineering College, (iii) New Engineering College at Kokrajhar and Barak Valley, (iv) Renovation of Nehru Stadium <i>etc.</i>
4217 Capital Outlay on Urban Development	1,43,39.32	2,93,44.27	1,50,04.95	Mainly due to decline in expenditure under (i) Assam Infrastructure Project (ADB), (ii) Construction of New Assembly Building and (iii) Improvement of Infrastructure of Guwahati city <i>etc.</i>
4403 Capital Outlay on Animal Husbandry	14,18.52	24,93.61	10,75.09	Mainly due to decrease in expenditure under construction of Veterinary Hospital and Other Departmental institution under RIDF.
4405 Capital Outlay on Fisheries	9,09.12	24,52.25	15,43.13	Mainly due to decrease in expenditure under development of Beel/Dead River Course under RIDF.
4408 Capital Outlay on Food Storage and Warehousing	17.12	6,62.93	6,45.81	Mainly due to decrease in expenditure under construction of Food Storage and Godowns.
4552 Capital Outlay on North Eastern Areas	2,16,75.74	4,20,17.59	2,03,41.85	Mainly due to decrease in expenditure under (i) provision for state Share of Non-Lapsable Central Pool of Resource (NLCPR) Project, (ii) NESRIP under ADB, (iii) Construction of Road Kanuri to Binnachora via Nalla in Dhubri district, (iv) Construction of Digheeripar Bordoulguri Borachuba Road in Darang district <i>etc.</i>

---

**16 - DETAILED STATEMENT OF CAPITAL EXPENDITURE BY MINOR HEADS AND SUB HEADS**  
**EXPLANATORY NOTES**

---

**CAPITAL EXPENDITURE**

<b>Major Head of Account</b>	<b><u>ACTUALS</u></b>		<b><u>Decrease</u></b>	<b><u>Reasons</u></b>
	<b>2020-2021</b>	<b>2019-2020</b>		
	<b>(In lakh of ₹)</b>			
4705 Capital Outlay on Command Area Development	5,03.80	21,86.45	16,82.65	Mainly due to decrease in expenditure under New CAD for Dhansiri.
4711 Capital Outlay on Flood Control Projects	4,11,33.75	7,32,94.42	3,21,60.67	Mainly due to decrease in expenditure under Barak Valley Flood Control Project, (ii) Brahmaputra Flood control Project, (iii) Rejuvenation of Kollong River and (iv) Construction of Sluice Gate and Other Structure at Majuli <i>etc.</i>
4885 Other Capital Outlay on Industries and Minerals	32,63.00	61,81.28	29,18.28	Mainly due to decrease in expenditure under (i) Development of Industrial Area and up-gradation of existing Industrial Areas, (ii) Industrial Park of Micro Units and (iii) Infrastructure Development for Dehing Patkai Civic Skill up-gradation and Trade Centre at Margherita <i>etc.</i>
5055 Capital Outlay on Road Transport	11,17.39	80,08.64	68,91.25	Mainly due to declined in expenditure under (i) Regional Connectivity Scheme for Air Port and (ii) Inter State Bus Terminus Khanapara under Development of ASTC Stations.



## 17 - DETAILED STATEMENT ON BORROWINGS AND OTHER LIABILITIES

### (a) Statement of Public Debt and other obligations

Description of Loans	Balance on 1st April 2020	Additions during the year (In lakh of ₹)	Discharges during the year	Balance on 31st March 2021	Per Cent of Net Increase(+)/ Decrease (-)	Interest Paid
<b>E. PUBLIC DEBT</b>						
<b>6003 Internal Debt of the State Government</b>						
101 Market Loans						
(i) <i>Market Loan bearing Interest</i>	Cr. 4,15,51,00.00	1,42,30,00.00	---	Cr. 5,57,81,00.00	(+)34	33,40,69.63
(ii) <i>Market Loan not bearing Interest</i>	Cr. 0.65	8,00,00.00	8,00,00.00	Cr. 0.65		
<b>Total - 101</b>	<b>Cr. 4,15,51,00.65</b>	<b>1,50,30,00.00</b>	<b>8,00,00.00</b>	<b>Cr. 5,57,81,00.65</b>	<b>(+)34</b>	<b>33,40,69.63</b>
103 Loans from Life Insurance Corporation of India	---	---	2.27	Dr. 2.27 *	(-)100	0.12
104 Loans from General Insurance Corporation of India	---	---	64.44	Dr. 64.44 *	(-)100	26.94
105 Loans from the National Bank for Agricultural and Rural Development	Cr. 38,48,09.70	13,52,35.60	4,38,41.17	Cr. 47,62,04.13	(+)24	1,88,89.39
108 Loans from National Co-operative Development Corporation	Cr. 31,54.84	---	4,50.69	Cr. 27,04.15	(-)14	3,63.36
111 Special Securities issued to National Small Savings Fund of the Central Government	Cr. 71,99,61.60	---	7,54,96.41	Cr. 64,44,65.19	(-)10	6,88,25.64
<b>Total - Internal Debt of the State Government</b>	<b>Cr. 5,26,30,26.79</b>	<b>1,63,82,35.60</b>	<b>19,98,54.98</b>	<b>Cr. 6,70,14,07.41</b>	<b>(+)27</b>	<b>42,21,75.08</b>
<b>6004 Loans and Advances from the Central Government</b>						
01 Non-Plan Loans	Cr. 87,38.09	---	---	Cr. 87,38.09		
<b>Total - 01 Non-Plan Loans</b>	<b>Cr. 87,38.08</b>	<b>---</b>	<b>---</b>	<b>Cr. 87,38.09</b>		

\* Minus balance is under scrutiny.

## 17 - DETAILED STATEMENT ON BORROWINGS AND OTHER LIABILITIES

### (a) Statement of Public Debt and other obligations

Description of Loans		Balance on 1st April 2020	Additions during the year (In lakh of ₹)	Discharges during the year	Balance on 31st March 2021	Per Cent of Net Increase(+)/ Decrease (-)	Interest Paid
<b>6004 Loans and Advances from the Central Government</b>							
03 Loans for Central Plan Schemes	Cr.	7.73	---	---	Cr.	7.73	
<b>Total - 03 Loans for Central Plan Schemes</b>	<b>Cr.</b>	<b>7.73</b>	<b>---</b>	<b>---</b>	<b>Cr.</b>	<b>7.73</b>	
05 Loans for Special Schemes	Cr.	61,56.59	---	---	Cr.	61,56.59	
<b>Total - 05 Loans for Special Schemes</b>	<b>Cr.</b>	<b>61,56.59</b>	<b>---</b>	<b>---</b>	<b>Cr.</b>	<b>61,56.59</b>	
07 Pre-1984-85 Loans	Cr.	24.51	---	---	Cr.	24.51	
<b>Total - 07 Pre-1984-85 Loans</b>	<b>Cr.</b>	<b>24.51</b>	<b>---</b>	<b>---</b>	<b>Cr.</b>	<b>24.51</b>	
09 Other Loans for States/Union Territory with Legislature Schemes							
101 Block Loans							
Externally Aided Project	Cr.	6,99,38.17	1,13,81.97	44,02.03	Cr.	7,69,18.11	(+)10 59,05.32
Loans Consolidated upto 2003-2004	Cr.	4,21,63.92	---	1,05,40.99	Cr.	3,16,22.93	(-)25 31,62.30
Back to Back Loans to State in lieu of GST Compensation Shortfall	Cr.	---	9,94,00.00	---	Cr.	9,94,00.00	(+)100
Scheme for Special Assistance as Loan to State for Capital Expenditure	Cr.	---	4,50,00.00	---	Cr.	4,50,00.00	(+)100
<b>Total -09 Other Loans for States/Union Territory with Legislature Schemes</b>	<b>Cr.</b>	<b>11,21,02.09</b>	<b>15,57,81.97</b>	<b>1,49,43.02</b>	<b>Cr.</b>	<b>25,29,41.04</b>	<b>(+)125 90,67.62</b>
<b>Total -Loans and Advances from the Central Government</b>	<b>Cr.</b>	<b>12,70,29.01</b>	<b>15,57,81.97</b>	<b>1,49,43.02</b>	<b>Cr.</b>	<b>26,78,67.96</b>	<b>(+)111 90,67.62</b>
<b>Total - E. PUBLIC DEBT</b>	<b>Cr.</b>	<b>5,39,00,55.80</b>	<b>1,79,40,17.57</b>	<b>21,47,98.00</b>	<b>Cr.</b>	<b>6,96,92,75.37</b>	<b>(+)29 43,12,42.70</b>

## 17 - DETAILED STATEMENT ON BORROWINGS AND OTHER LIABILITIES

### (a) Statement of Public Debt and other obligations

Description of Loans	Balance on 1st April 2020	Additions during the year (In lakh of ₹)	Discharges during the year	Balance on 31st March 2021	Per Cent of Net Increase(+)/ Decrease (-)	Interest Paid
----------------------	---------------------------------	---------------------------------------------------	----------------------------------	----------------------------------	----------------------------------------------------	------------------

### I. SMALL SAVINGS, PROVIDENT FUNDS, ETC.

#### (b) Provident Funds

8009 State Provident Funds	Cr.	1,29,93,05.81	22,01,67.88	12,74,10.15	Cr.	1,39,20,63.54	(+)7	8,61,47.00
----------------------------	-----	---------------	-------------	-------------	-----	---------------	------	------------

#### (c) Other Accounts

8010 Trusts and Endowments	Cr.	0.69	---	---	Cr.	0.69		
8011 Insurance and Pension Funds	Cr.	1,63,45.29	1,08,72.79	1,47,45.47	Cr.	1,24,72.61	(-)24	13,86.42

#### Total - I. SMALL SAVINGS, PROVIDENT FUNDS, ETC.

Cr.	1,31,56,51.79	23,10,40.67	14,21,55.62	Cr.	1,40,45,36.84	(+)7	8,75,33.42
-----	---------------	-------------	-------------	-----	---------------	------	------------

### J. RESERVE FUND

#### (a) Reserve Funds bearing Interest

8121 General and Other Reserve Funds	Cr.	12,86,04.10	6,43,50.00	6,00,29.94	Cr.	13,29,24.16	(+)3	
--------------------------------------	-----	-------------	------------	------------	-----	-------------	------	--

#### (b) Reserve Funds not bearing Interest

8222 Sinking Funds	Cr.	7,23.27	12,11,84.74	12,11,84.74	Cr.	7,23.27		
8225 Roads and Bridges Fund	Cr.	1,22.63	---	---	Cr.	1,22.63		
8226 Depreciation/Renewal Reserve Fund	Cr.	11.84	---	---	Cr.	11.84		
8229 Development and Welfare Funds	Cr.	3,02.67	---	---	Cr.	3,02.67		

# 17 - DETAILED STATEMENT ON BORROWINGS AND OTHER LIABILITIES

## (a) Statement of Public Debt and other obligations

Description of Loans	Balance on 1st April 2020	Additions during the year (In lakh of ₹)	Discharges during the year	Balance on 31st March 2021	Per Cent of Net Increase(+)/ Decrease (-)	Interest Paid
8235 General and Other Reserve Funds	Cr. 2,85.51	4,14.94	4,14.94	Cr. 2,85.51		
<b>Total - J. RESERVE FUND</b>	<b>Cr. 13,00,50.02</b>	<b>18,59,49.68</b>	<b>18,16,29.62</b>	<b>Cr. 13,43,70.08</b>	<b>(+3)</b>	
<b>K. DEPOSIT AND ADVANCES</b>						
<b>(a) Deposits bearing Interest</b>						
8336 Civil Deposits	Cr. 74.64	---	---	Cr. 74.64		
8338 Deposits of Local Funds	Cr. 1.07	---	---	Cr. 1.07		
8342 Other Deposits	Cr. 3,59,58.31	18,01,02.58	18,20,85.14	Cr. 3,39,75.75	(-)6	
<b>(b) Deposits not bearing Interest</b>						
8443 Civil Deposits	Cr. 35,24,19.17	36,50,18.71	42,07,55.92	Cr. 29,66,81.96	(-)16	
8448 Deposits of Local Funds	Cr. 10,27.63	0.38	---	Cr. 10,28.01		
8449 Other Deposits	Cr. 4,13.33	62.64	2,40.49	Cr. 2,35.48	(-)43	
<b>Total - K. DEPOSIT AND ADVANCES</b>	<b>Cr. 38,98,94.15</b>	<b>54,51,84.31</b>	<b>60,30,81.55</b>	<b>Cr. 33,19,96.91</b>	<b>(-)15</b>	
<b>Grand Total -</b>	<b>Cr. 7,22,56,51.76</b>	<b>2,75,61,92.23</b>	<b>1,14,16,64.79</b>	<b>Cr. 8,84,01,79.20</b>	<b>(+)22</b>	<b>51,87,76.12</b>

ANNEXURE TO STATEMENT NO 17.					
Description of debt	Maturity Date	Balance on 1st April 2020	Additions during the year	Discharges during the year	Balance on 31st March 2021
E. PUBLIC DEBT				(In lakh of ₹)	
6003 Internal Debt of the State Government					
101 Market Loans					
Market Loan bearing Interest					
7.30 % Assam State Development Loan, 2027	23-AUG-2027	4,18,42.00	---	---	4,18,42.00
7.61% Assam State Development Loan, 2027	25-OCT-2027	6,00,00.00	---	---	6,00,00.00
7.67% Assam State Development Loan, 2027	08-NOV-2027	6,00,00.00	---	---	6,00,00.00
7.73% Assam State Development Loan, 2027	15-NOV-2027	5,67,25.00	---	---	5,67,25.00
8.08% Assam State Development Loan, 2028	31-JAN-2028	5,00,00.00	---	---	5,00,00.00
8.20% Assam State Development Loan, 2028	07-FEB-2028	5,00,00.00	---	---	5,00,00.00
8.05 % Assam State Development Loan, 2028	14-FEB-2028	5,00,00.00	---	---	5,00,00.00
8.29% Assam State Development Loan, 2028	21-FEB-2028	5,00,00.00	---	---	5,00,00.00
8.36% Assam State Development Loan, 2028	28-FEB-2028	5,00,00.00	---	---	5,00,00.00
8.29% Assam State Development Loan, 2028	14-MAR-2028	5,12,75.00	---	---	5,12,75.00
7.97% Assam State Development Loan, 2028	11-APR-2028	10,00,00.00	---	---	10,00,00.00
7.97% Assam State Development Loan, 2028	18-APR-2028	5,00,00.00	---	---	5,00,00.00
8.54% Assam State Development Loan, 2028	04-JULY-2028	5,00,00.00	---	---	5,00,00.00
8.42% Assam State Development Loan, 2028	18-JULY-2028	5,00,00.00	---	---	5,00,00.00
8.41% Assam State Development Loan, 2028	01-AUG-2028	5,00,00.00	---	---	5,00,00.00
8.42% Assam State Development Loan, 2028	08-AUG-2028	5,00,00.00	---	---	5,00,00.00

ANNEXURE TO STATEMENT NO 17.					
Description of debt	Maturity Date	Balance on 1st April 2020	Additions during the year	Discharges during the year	Balance on 31st March 2021
E. PUBLIC DEBT			(In lakh of ₹)		
6003 Internal Debt of the State Government					
8.54% Assam State Development Loan, 2028	21-AUG-2028	5,00,00.00	---	---	5,00,00.00
8.75% Assam State Development Loan, 2028	26-SEP-2028	4,00,00.00	---	---	4,00,00.00
8.19% Assam State Development Loan, 2029	30-JAN-2029	5,00,00.00	---	---	5,00,00.00
8.34 % Assam State Development Loan, 2029	06-FEB-2029	10,00,00.00	---	---	10,00,00.00
8.45 % Assam State Development Loan, 2029	06-MAR-2029	5,00,00.00	---	---	5,00,00.00
6.90 % Assam State Development Loan, 2029	17-JULY-2029	5,00,00.00	---	---	5,00,00.00
7.15% Assam State Development Loan, 2029	14-AUG-2029	5,00,00.00	---	---	5,00,00.00
7.10% Assam State Development Loan, 2029	28-AUG-2029	7,00,00.00	---	---	7,00,00.00
7.13% Assam State Development Loan, 2029	11-SEP-2029	5,00,00.00	---	---	5,00,00.00
7.30% Assam State Development Loan, 2029	25-SEP-2029	5,00,00.00	---	---	5,00,00.00
7.23% Assam State Development Loan, 2029	23-OCT-2029	5,00,00.00	---	---	5,00,00.00
7.23% Assam State Development Loan, 2029	30-OCT-2029	5,00,00.00	---	---	5,00,00.00
7.27% Assam State Development Loan, 2029	06-NOV-2029	5,00,00.00	---	---	5,00,00.00
7.30% Assam State Development Loan, 2029	13-NOV-2029	5,00,00.00	---	---	5,00,00.00
7.22% Assam State Development Loan, 2029	20-NOV-2029	5,00,00.00	---	---	5,00,00.00
7.20% Assam State Development Loan, 2029	27-NOV-2029	5,00,00.00	---	---	5,00,00.00
7.18% Assam State Development Loan, 2029	04-DEC-2029	6,00,00.00	---	---	6,00,00.00
7.26 % Assam State Development Loan, 2029	11-DEC-2029	6,00,00.00	---	---	6,00,00.00

## ANNEXURE TO STATEMENT NO 17.

Description of debt	Maturity Date	Balance on 1st April 2020	Additions during the year	Discharges during the year	Balance on 31st March 2021
<b>E. PUBLIC DEBT</b>					(In lakh of ₹)
<b>6003 Internal Debt of the State Government</b>					
7.22 % Assam State Development Loan, 2030	08-JAN-2030	5,00,00.00	---	---	5,00,00.00
7.18 % Assam State Development Loan, 2030	22-JAN-2030	5,00,00.00	---	---	5,00,00.00
7.24 % Assam State Development Loan, 2030	29-JAN-2030	5,00,00.00	---	---	5,00,00.00
7.11% Assam State Development Loan, 2030	05-FEB-2030	5,00,00.00	---	---	5,00,00.00
6.90% Assam State Development Loan, 2030	18-FEB-2030	5,00,00.00	---	---	5,00,00.00
7.02% Assam State Development Loan, 2030	26-FEB-2030	5,00,00.00	---	---	5,00,00.00
7.05% Assam State Development Loan, 2030	04-MAR-2030	3,57,00.00	---	---	3,57,00.00
6.95% Assam State Development Loan, 2030	11-MAR-2030	5,00,00.00	---	---	5,00,00.00
7.20 % Assam State Development Loan, 2030	18-MAR-2030	9,49,00.00	---	---	9,49,00.00
7.50% Assam State Development Loan, 2030	24-MAR-2030	5,00,00.00	---	---	5,00,00.00
8.00 % Assam State Development Loan, 2030	08-APR-2030	---	5,00,00.00	---	5,00,00.00
6.55% Assam State Development Loan, 2030	08-JUL-2030	---	5,00,00.00	---	5,00,00.00
6.55% Assam State Development Loan, 2030	02-SEP-2030	---	6,00,00.00	---	6,00,00.00
6.80% Assam State Development Loan, 2030	23-SEP-2030	---	6,00,00.00	---	6,00,00.00
6.90% Assam State Development Loan, 2030	30-SEP-2030	---	6,00,00.00	---	6,00,00.00
6.91% Assam State Development Loan, 2030	07-OCT-2030	---	5,00,00.00	---	5,00,00.00
6.56% Assam State Development Loan, 2030	21-OCT-2030	---	5,00,00.00	---	5,00,00.00
6.48% Assam State Development Loan, 2030	04-NOV-2030	---	5,00,00.00	---	5,00,00.00

ANNEXURE TO STATEMENT NO 17.					
Description of debt	Maturity Date	Balance on 1st April 2020	Additions during the year	Discharges during the year	Balance on 31st March 2021
E. PUBLIC DEBT				(In lakh of ₹)	
6003 Internal Debt of the State Government					
6.60% Assam State Development Loan, 2030	18-NOV-2030	---	5,00,00.00	---	5,00,00.00
6.64% Assam State Development Loan,2030	25-NOV-2030	---	5,00,00.00	---	5,00,00.00
6.62 % Assam State Development Loan, 2030	09-DEC-2030	---	5,00,00.00	---	5,00,00.00
6.60 % Assam State Development Loan, 2030	23-DEC-2030	---	6,00,00.00	---	6,00,00.00
6.98 % Assam State Development Loan, 2031	10-FEB-2031	---	5,00,00.00	---	5,00,00.00
7.07 % Assam State Development Loan, 2031	17-FEB-2031	---	5,00,00.00	---	5,00,00.00
7.24 % Assam State Development Loan, 2031	24-FEB-2031	---	10,00,00.00	---	10,00,00.00
7.17% Assam State Development Loan, 2031	03-MAR-2031	---	5,00,00.00	---	5,00,00.00
6.85% Assam State Development Loan, 2031	24-MAR-2031	---	6,30,00.00	---	6,30,00.00
7.96% Assam State Development Loan, 2021	28-NOV-2021	5,00,00.00	---	---	5,00,00.00
7.90 % Assam State Development Loan, 2021	12-DEC-2021	5,00,00.00	---	---	5,00,00.00
7.73% Assam State Development Loan, 2021	19-DEC-2021	5,00,00.00	---	---	5,00,00.00
7.86% Assam State Development Loan, 2022	02-JAN-2022	5,00,00.00	---	---	5,00,00.00
8.95% Assam State Development Loan, 2022	05-SEP-2022	3,00,00.00	---	---	3,00,00.00
7.69% Assam State Development Loan, 2023	27-MAR-2023	6,95,00.00	---	---	6,95,00.00
4.50% Assam State Development Loan, 2023	11-NOV-2023	---	5,00,00.00	---	5,00,00.00
8.04% Assam State Development loan, 2024	16-JAN-2024	5,00,00.00	---	---	5,00,00.00
5.47% Assam State Development Loan, 2024	03-MAR-2024	---	5,00,00.00	---	5,00,00.00



ANNEXURE TO STATEMENT NO 17.					
Description of debt	Maturity Date	Balance on 1st April 2020	Additions during the year	Discharges during the year	Balance on 31st March 2021
<b>E. PUBLIC DEBT</b>					(In lakh of ₹)
<b>6003 Internal Debt of the State Government</b>					
7.82% Assam State Development Loan, 2024	13-MAR-2024	5,00,00.00	---	---	5,00,00.00
7.72% Assam State Development Loan, 2024	20-MAR-2024	5,00,00.00	---	---	5,00,00.00
8.84% Assam State Development Loan, 2024	11-JUN-2024	4,50,00.00	---	---	4,50,00.00
5.24% Assam State Development Loan, 2024	21-OCT-2024	---	5,00,00.00	---	5,00,00.00
6.92% Assam State Development Loan, 2024	24-DEC-2024	7,00,00.00	---	---	7,00,00.00
8.07% Assam State Development Loan, 2025	25-FEB-2025	10,00,00.00	---	---	10,00,00.00
8.12% Assam State Development Loan, 2025	11-MAR-2025	15,00,00.00	---	---	15,00,00.00
8.06% Assam State Development Loan, 2025	15-APR-2025	9,50,00.00	---	---	9,50,00.00
6.05% Assam State Development Loan, 2025	16-SEP-2025	---	5,00,00.00	---	5,00,00.00
6.04% Assam State Development Loan, 2025	07-OCT-2025	---	5,00,00.00	---	5,00,00.00
5.32% Assam State Development Loan, 2025	25-NOV-2025	---	5,00,00.00	---	5,00,00.00
5.32 % Assam State Development Loan, 2026	06-JAN-2026	---	5,00,00.00	---	5,00,00.00
8.43% Assam State Development Loan, 2026	27-JAN-2026	9,50,00.00	---	---	9,50,00.00
8.55% Assam State Development Loan, 2026	10-FEB-2026	9,00,00.00	---	---	9,00,00.00
6.19% Assam State Development Loan, 2026	10-FEB-2026	---	5,00,00.00	---	5,00,00.00
6.21% Assam State Development Loan, 2026	17-FEB-2026	---	5,00,00.00	---	5,00,00.00
8.63% Assam State Development Loan, 2026	24-FEB-2026	3,50,00.00	---	---	3,50,00.00

ANNEXURE TO STATEMENT NO 17.					
Description of debt	Maturity Date	Balance on 1st April 2020	Additions during the year	Discharges during the year	Balance on 31st March 2021
<b>E. PUBLIC DEBT</b>					
<b>6003 Internal Debt of the State Government</b>					
(In lakh of ₹)					
6.43% Assam State Development Loan, 2026	17-MAR-2026	---	5,00,00.00	---	5,00,00.00
7.23% Assam State Development Loan, 2026	26-OCT-2026	5,00,00.00	---	---	5,00,00.00
7.42% Assam State Development Loan, 2026	09-NOV-2026	5,00,00.00	---	---	5,00,00.00
6.97% Assam State Development Loan, 2026	23-NOV-2026	4,12,79.00	---	---	4,12,79.00
7.10% Assam State Development Loan, 2026	14-DEC-2026	10,00,00.00	---	---	10,00,00.00
7.22% Assam State Development Loan, 2026	28-DEC-2026	6,77,21.00	---	---	6,77,21.00
6.70% Assam State Development Loan, 2027	24-FEB-2027	---	5,00,00.00	---	5,00,00.00
7.55% Assam State Development Loan, 2027	24-MAY-2027	7,00,00.00	---	---	7,00,00.00
7.15% Assam State Development Loan, 2027	14-JUN-2027	3,00,00.00	---	---	3,00,00.00
7.29% Assam State Development Loan, 2027	28-JUN-2027	5,30,00.00	---	---	5,30,00.00
7.30% Assam State Development Loan, 2027	26-JUL-2027	5,00,00.00	---	---	5,00,00.00
7.26% Assam State Development Loan, 2027	09-AUG-2027	5,31,58.00	---	---	5,31,58.00
8.48% Assam State Development Loan, 2030	03-MAR-2021	8,00,00.00	(-)8,00,00.00*	---	---
<b>Total - Market Loan bearing Interest</b>		<b>4,15,51,00.00</b>	<b>1,42,30,00.00</b>	<b>---</b>	<b>5,57,81,00.00</b>

\* Minus figure during the year is due to transfer of balances from Market Loan bearing interest to Market Loan not bearing interest on maturity of loan for repayment.

ANNEXURE TO STATEMENT NO 17.					
Description of debt	Maturity Date	Balance on 1st April 2020	Additions during the year	Discharges during the year	Balance on 31st March 2021
<b>E. PUBLIC DEBT</b>					
<b>6003 Internal Debt of the State Government</b>					
Market Loan not bearing Interest					
13.00 % Assam State Development Loan, 2007	25-APR-2004	0.45	---	---	0.45
12.50% Assam State Development Loan, 2004	20-JUL-2007	0.20	---	---	0.20
8.48% Assam State Development Loan, 2021	03-MAR-2021	---	8,00,00.00	8,00,00.00	---
<b>Total - Market Loan not bearing Interest</b>		<b>0.65</b>	<b>8,00,00.00</b>	<b>8,00,00.00</b>	<b>0.65</b>
<b>Total - 101 Market Loan</b>		<b>4,15,51,00.65</b>	<b>1,50,30,00.00</b>	<b>8,00,00.00</b>	<b>5,57,81,00.65</b>

(In lakh of ₹)

ANNEXURE TO STATEMENT NO 17.				
Description of debt	Balance on 1st April 2020	Additions during the year (In lakh of ₹)	Discharges during the year	Balance on 31st March 2021
<b>E. PUBLIC DEBT</b>				
<b>6003 Internal Debt of the State Government</b>				
103 Loans from Life Insurance Corporation of India	---	---	2.27	(-)13.64
104 Loans from General Insurance Corporation of India	---	---	64.44	(-)64.47
105 Loans from the National Bank for Agricultural and Rural Development	38,48,09.70	13,52,35.60	4,38,41.17	47,62,04.13
108 Loans from National Co-operative Development Corporation	31,54.84	---	4,50.69	27,04.15
111 Special Securities issued to National Small Savings Fund of the Central Government	71,99,61.60	---	7,54,96.41	64,44,65.19
<b>Total - Internal Debt of the State Government</b>	<b>5,26,30,26.79</b>	<b>1,63,82,35.60</b>	<b>19,98,54.98</b>	<b>6,70,14,07.41</b>
<b>6004 Loans and Advances from the Central</b>				
<b>01 Non-Plan Loans</b>				
201 House Building Advances	1,84.73	---	---	1,84.73
Rehabilitation of Displaced Person from East Pakistan	15.80	---	---	15.80
Modernisation of Police Force	67,40.21	---	---	67,40.21
Assistance to Assam Co-operative Jute Mills	1,29.01	---	---	1,29.01
Development of Border Areas	5.38	---	---	5.38

ANNEXURE TO STATEMENT NO 17.				
Description of debt	Balance on 1st April 2020	Additions during the year (In lakh of ₹)	Discharges during the year	Balance on 31st March 2021
<b>E. PUBLIC DEBT</b>				
<b>6004 Loans and Advances from the Central</b>				
<b>01 Non-Plan Loans</b>				
Raising of two Indian Reserve Battalions	75.00	---	---	75.00
National Scholarships	6.18	---	---	6.18
Special Assistance for Flood Protection/ anti erosion scheme	9,21.78	---	---	9,21.78
Short Term Loan for Agriculture, Manures and Fertilizers	6,60.00	---	---	6,60.00
<b>Total - 01 Non-Plan Loans</b>	<b>87,38.09</b>	<b>---</b>	<b>---</b>	<b>87,38.09</b>
<b>02 Loans for State/Union Territory Plan Schemes</b>				
<b>03 Loans for Central Plan Schemes</b>				
Development of Border Areas - Issue of Identity Cards	7.73	---	---	7.73
<b>Total - 03 Loans for Central Plan Schemes</b>	<b>7.73</b>	<b>---</b>	<b>---</b>	<b>7.73</b>
<b>05 Loans for Special Schemes</b>				
101 Schemes of North Eastern Council	61,56.59	---	---	61,56.59

<b>ANNEXURE TO STATEMENT NO 17.</b>				
<b>Description of debt</b>	<b>Balance on 1st April 2020</b>	<b>Additions during the year (In lakh of ₹)</b>	<b>Discharges during the year</b>	<b>Balance on 31st March 2021</b>
<b>E. PUBLIC DEBT</b>				
<b>6004 Loans and Advances from the Central</b>				
<b>05 Loans for Special Schemes</b>				
<b>Total - 05 Loans for Special Schemes</b>	<b>61,56.59</b>	<b>---</b>	<b>---</b>	<b>61,56.59</b>
<b>07 Pre-1984-85 Loans</b>				
102 National Loan Scholarship Scheme	24.51	---	---	24.51
<b>Total - 07 Pre-1984-85 Loans</b>	<b>24.51</b>	<b>---</b>	<b>---</b>	<b>24.51</b>
<b>09 Other Loans for States/Union Territory         with Legislature Schemes</b>				
101 Block Loans				
Externally Aided Project	6,99,38.17	1,13,81.97	44,02.03	7,69,18.11
Loans Consolidated upto 2003-2004	4,21,63.92	---	1,05,40.99	3,16,22.93
Back to Back Loans to State in lieu of GST Compensation Shortfall	---	9,94,00.00	---	9,94,00.00
Scheme for Special Assistance as Loan to State for Capital Expenditure	---	4,50,00.00	---	4,50,00.00
<b>Total - 09 Other Loans for States/Union Territory         with Legislature Schemes</b>	<b>11,21,02.09</b>	<b>15,57,81.97</b>	<b>1,49,43.02</b>	<b>25,29,41.04</b>
<b>Total - Loans and Advances from the Central         Government</b>	<b>12,70,29.02</b>	<b>15,57,81.97</b>	<b>1,49,43.02</b>	<b>26,78,67.96</b>
<b>Total - E. PUBLIC DEBT</b>	<b>5,39,00,55.80</b>	<b>1,79,40,17.57</b>	<b>21,47,98.00</b>	<b>6,96,92,75.37</b>

---



---

**17 – DETAILED STATEMENT ON BORROWINGS AND OTHER LIABILITIES**


---



---

**b) Maturity Profile****(i) Maturity Profile of Internal Debt****(In lakh of ₹ )**

Year	Description of Market loans	Loans from			Special Securities issued to NSSF of Central Govt.	Loans from NCDC	Loans from Other Institutions	Total
	Assam State Development Loan	LIC	GIC	NABARD				
1	2	3	4	5	6	7	8	9
2021-22	20,00,00.00	---	---	6,12,74.85	7,54,96.41	4,50.69	---	33,72,21.95
2022-23	9,95,00.00	---	---	8,07,30.36	7,54,96.41	4,50.69	---	25,61,77.46
2023-24	25,00,00.00	---	---	9,77,34.29	7,54,95.00	4,50.69	---	42,36,79.98
2024-25	41,50,00.00	---	---	8,52,76.60	7,54,95.00	4,50.69	---	57,62,22.29
2025-26	66,50,00.00	---	---	7,21,21.83	6,07,47.00	4,50.69	---	79,83,19.52
2026-27	35,90,00.00	---	---	5,21,69.39	3,91,20.37	4,50.70	---	45,07,40.46
2027-28	77,60,00.00	---	---	2,68,96.81	3,71,68.00	---	---	84,00,64.81
2028-29	64,00,00.00	---	---	---	3,34,59.00	---	---	67,34,59.00
2029-30	1,22,06,00.00	---	---	---	2,74,77.00	---	---	1,24,80,77.00
2030-31	95,30,00.00	---	---	---	2,33,09.00	---	---	97,63,09.00
2031-32	---	---	---	---	2,01,64.00	---	---	2,01,64.00
2032-33	---	---	---	---	1,95,27.00	---	---	1,95,27.00
2033-34	---	---	---	---	1,91,68.00	---	---	1,91,68.00
2034-35	---	---	---	---	1,85,92.00	---	---	1,85,92.00
2035-36	---	---	---	---	1,77,77.00	---	---	1,77,77.00
2036-37	---	---	---	---	1,24,78.00	---	---	1,24,78.00
2037-38	---	---	---	---	89,49.00	---	---	89,49.00
2038-39	---	---	---	---	45,47.00	---	---	45,47.00
		(-)2.27	(-)64.44					(-) 66.71 <sup>#</sup>
Market Loan not bearing interest	0.65			---	---	---	---	0.65
<b>Total</b>	<b>5,57,81,00.65</b>	<b>(-)2.27</b>	<b>(-)64.44</b>	<b>47,62,04.13</b>	<b>64,44,65.19</b>	<b>27,04.15</b>	<b>---</b>	<b>6,70,14,07.41</b>

# Minus balance is under scrutiny.

---



---

**17 – DETAILED STATEMENT ON BORROWINGS AND OTHER LIABILITIES**


---



---

**(ii) Maturity Profile of Loans and Advances from the Central Government****(In lakh of ₹)**

<b>Year</b>	<b>Non-Plan loans</b>	<b>Loans for Central Plan Schemes</b>	<b>Loans for Special Schemes</b>	<b>Pre 1984-85 Loans</b>	<b>Other Loan for States/Union Territory with Legislature schemes*</b>	<b>Total</b>
<b>1</b>	<b>2</b>	<b>3</b>	<b>4</b>	<b>5</b>	<b>6</b>	<b>7</b>
2021-22	74,41.83	7.73	56,93.02	24.51	1,53,95.33	2,85,62.42
2022-23	2,26.05	---	2,20.28	---	1,55,95.90	1,60,42.23
2023-24	2,20.55	---	1,66.60	---	1,58,32.90	1,62,20.05
2024-25	2,19.59	---	76.69	---	50,57.80	53,54.08
2025-26	2,16.44	---	---	---	50,79.80	52,96.24
2026-27	1,99.71	---	---	---	48,00.80	50,00.51
2027-28	1,20.44	---	---	---	51,00.80	52,21.24
2028-29	42.24	---	---	---	55,05.80	55,48.04
2029-30	8.49	---	---	---	52,42.80	52,51.29
2030-31	8.49	---	---	---	50,09.80	50,18.29
2031-32	8.49	---	---	---	47,49.80	47,58.29
2032-33	8.49	---	---	---	47,16.91	47,25.40
2033-34	4.32	---	---	---	45,06.80	45,11.12
2034-35	4.32	---	---	---	29,43.80	29,48.12
2035-36	4.32	---	---	---	26,48.80	26,53.12
2036-37	4.32	---	---	---	23,13.80	23,18.12
2037-38	---	---	---	---	18,99.80	18,99.80
2038-39	---	---	---	---	13,79.80	13,79.80
2039-40					7,59.80	7,59.80
<b>TOTAL</b>	<b>87,38.09</b>	<b>7.73</b>	<b>61,56.59</b>	<b>24.51</b>	<b>10,85,41.04</b>	<b>12,34,67.96*</b>

\* It excludes Back to Back Loans to State in lieu of GST Compensation Shortfall ( ₹ 9,94,00.00 lakh) and Scheme for Special Assistance as Loan to State for Capital Expenditure (₹ 4,50,00.00 lakh)



---



---

**17 – DETAILED STATEMENT ON BORROWINGS AND OTHER LIABILITIES**


---



---

**(c) Interest Rate Profile of Outstanding Loans****(i) Internal Debt of the State Government****( In lakh of ₹ )**

<b>Rate of Interest (Percent)</b>	<b>Amount outstanding as on 31 March 2021</b>							<b>Share in total</b>
	Market Loans bearing interest	Special Securities issued to NSSF of the Central Govt.	LIC	GIC	NABARD	NCDC	Total	
<b>1</b>	<b>2</b>	<b>3</b>	<b>4</b>	<b>5</b>	<b>6</b>	<b>7</b>	<b>8</b>	<b>9</b>
4.00 to 4.99	5,00,00.00		---	---			5,00,00.00	0.75
5.00 to 5.99	15,00,00.00		---	---			15,00,00.00	2.24
6.00 to 6.99	1,25,42,79.00		---	---	2,40,82.11		1,27,83,61.11	19.07
7.00 to 7.99	2,53,25,46.00		---	---	45,21,22.02		2,98,46,68.02	44.54
8.00 to 8.99	1,59,12,75.00		---	---			1,59,12,75.00	23.74
9.00 to 9.99		59,78,65.19	---	---			59,78,65.19	8.92
10.00 to 10.99		4,66,00.00	---	---		27,04.15	4,93,04.15	0.74
11.00 to 11.99			---	---				
12.00 to 12.99			---	---				
13.00 to 13.99			---	---				
14.00 to 14.99			---	---				
			(-)2.27	(-)64.44			(-)66.71 <sup>#</sup>	
<b>Total</b>	<b>5,57,81,00.00*</b>	<b>64,44,65.19</b>	<b>(-)2.27</b>	<b>(-)64.44</b>	<b>47,62,04.13</b>	<b>27,04.15</b>	<b>6,70,14,06.76</b>	<b>100</b>

\*It excludes` 0.65 lakh pertaining to "Market Loan not bearing interest" # Minus balance is under scrutiny.

---



---

**17 – DETAILED STATEMENT ON BORROWINGS AND OTHER LIABILITIES**


---



---

**(ii) Loans from the Central Government****( In lakh of ₹ )**

<b>Rate of Interest (Per Cent)</b>	<b>Amount outstanding as on 31 March 2021</b>	<b>Share in total</b>
	<b>Loans from the Central Government</b>	
5.00 to 5.99	---	---
6.00 to 6.99	6,77.60	0.54
7.00 to 7.99	3,16,22.93	25.61
8.00 to 8.99	2,10.78	0.17
9.00 to 9.99	7,69,18.11	62.49
10.00 to 10.99	18,16.27	1.47
11.00 to 11.99	8,97.36	0.74
12.00 to 12.99	1,01,05.25	8.18
13.00 to 13.99	---	
14.00 to 14.99	---	
15.00 to 15.99	---	
Interest free	12,19.66	0.98
<b>Total</b>	<b>12,34,67.96*</b>	<b>100</b>

\* It excludes Back to Back Loans to State in lieu of GST Compensation Shortfall ( ₹ 9,94,00.00 lakh) and Scheme for Special Assistance as Loan to State for Capital Expenditure ( ₹ 4,50,00.00 lakh)

**18 - DETAILED STATEMENT OF LOANS AND ADVANCES GIVEN BY THE STATE GOVERNMENT**
**Section 1 : Major and Minor Head wise details of Loans and Advances**

Head of Account	Balance on 1 April 2020	Disbursement during the year	Repayment during the year	Write off of irrecoverable loans & advances	Balance on 31 March 2021 (2+3)-(4+5)	Net Increase (+)/ Decrease (-) during the year (2-6)	Interest credited (In lakh of ₹)
1	2	3	4	5	6	7	8
<b>F. LOANS AND ADVANCES</b>							
<b>1. Loans for Social Service</b>							
<b>(a) Education, Sports, Art &amp; Culture</b>							
<b>6202 Loans for Education,Sports,Art and Culture</b>							
<b>01 General Education</b>							
202 Secondary Education	1.55	---	---	---	1.55	---	
203 University and Higher Education	3.42	---	---	---	3.42	---	
600 General	48.10	---	---	---	48.10	---	
<b>Total - 01 General Education</b>	<b>53.07</b>	<b>---</b>	<b>---</b>	<b>---</b>	<b>53.07</b>	<b>---</b>	
<b>Total -Loans for Education,Sports, Art and Culture</b>	<b>53.07</b>	<b>---</b>	<b>---</b>	<b>---</b>	<b>53.07</b>	<b>---</b>	
<b>Total -(a) Education, Sports, Art &amp; Culture</b>	<b>53.07</b>	<b>---</b>	<b>---</b>	<b>---</b>	<b>53.07</b>	<b>---</b>	
<b>(b) Health and Family Welfare</b>							
<b>6210 Loans for Medical and Public Health</b>							
<b>04 Public Health</b>							
800 Other Loans	40.38	---	---	---	40.38	---	
<b>Total - 04 Public Health</b>	<b>40.38</b>	<b>---</b>	<b>---</b>	<b>---</b>	<b>40.38</b>	<b>---</b>	
<b>Total - Loans for Medical and Public Health</b>	<b>40.38</b>	<b>---</b>	<b>---</b>	<b>---</b>	<b>40.38</b>	<b>---</b>	

**18 - DETAILED STATEMENT OF LOANS AND ADVANCES GIVEN BY THE STATE GOVERNMENT**
**Section 1 : Major and Minor Head wise details of Loans and Advances**

Head of Account	Balance on 1 April 2020	Disbursement during the year	Repayment during the year	Write off of irrecoverable loans & advances	Balance on 31 March 2021 (2+3)-(4+5)	Net Increase (+)/ Decrease (-) during the year (2-6)	Interest credited (In lakh of ₹)
1	2	3	4	5	6	7	8
<b><i>F. LOANS AND ADVANCES - Contd.</i></b>							
<b>1. Loans for Social Service - Contd.</b>							
<b><i>(b) Health and Family Welfare – Concl.</i></b>							
<b>Total- (b) Health and Family Welfare</b>	<b>40.38</b>	---	---	---	<b>40.38</b>	---	
<b><i>(c) Water Supply, Sanitation, Housing and Urban Development</i></b>							
<b>6215 Loans for Water Supply and Sanitation</b>							
<b><i>01 Water Supply</i></b>							
101 Urban Water Supply Programmes	19,41.49	---	---	---	19,41.49	---	
102 Rural Water Supply Programmes-Rural Piped Water Supply Programmes	3.53	---	---	---	3.53	---	
191 Loans to Local Bodies, Municipalities etc.	3,85.94	---	---	---	3,85.94	---	
<b>Total - 01 Water Supply</b>	<b>23,30.96</b>	---	---	---	<b>23,30.96</b>	---	
<b><i>02 Sewerage and Sanitation</i></b>							
107 Sewerage & Service	39.00	---	---	---	39.00	---	
191 Loans to Local Bodies, Municipalities etc.	3,54.50	---	---	---	3,54.50	---	
800 Other Loans	1,25.56	---	---	---	1,25.56	---	
<b>Total - 02 Sewerage and Sanitation</b>	<b>5,19.06</b>	---	---	---	<b>5,19.06</b>	---	

**18 - DETAILED STATEMENT OF LOANS AND ADVANCES GIVEN BY THE STATE GOVERNMENT**
**Section 1 : Major and Minor Head wise details of Loans and Advances**

Head of Account	Balance on 1 April 2020	Disbursement during the year	Repayment during the year	Write off of irrecoverable loans & advances	Balance on 31 March 2021 (2+3)-(4+5)	Net Increase (+)/ Decrease (-) during the year (2-6)	Interest credited (In lakh of ₹)
1	2	3	4	5	6	7	8
<b>F. LOANS AND ADVANCES – Contd.</b>							
<b>1. Loans for Social Service - Contd.</b>							
<b>(c) Water Supply, Sanitation, Housing and Urban Development - Contd.</b>							
<b>6215 Loans for Water Supply and Sanitation - Concltd.</b>							
<b>Total - Loans for Water Supply and Sanitation</b>	<b>28,50.02</b>	---	---	---	<b>28,50.02</b>	---	
<b>6216 Loans for Housing</b>							
<b>02 Urban Housing</b>							
190 Loans to Public Sector and Other Undertakings	---	---	---	---	---	---	
201 Loans to Housing Boards	2,58.70	---	---	---	2,58.70	---	
800 Other Loans	6,04.35	---	---	---	6,04.35	---	
<b>Total - 02 Urban Housing</b>	<b>8,63.05</b>	---	---	---	<b>8,63.05</b>	---	
<b>03 Rural Housing</b>							
201 Loans to Housing Boards	3.10	---	---	---	3.10	---	
796 Tribal Area Sub-Plan	57.30	---	---	---	57.30	---	
800 Other Loans	3,95.26	---	---	---	3,95.26	---	
<b>Total - 03 Rural Housing</b>	<b>4,55.66</b>	---	---	---	<b>4,55.66</b>	---	

**18 - DETAILED STATEMENT OF LOANS AND ADVANCES GIVEN BY THE STATE GOVERNMENT**
**Section 1 : Major and Minor Head wise details of Loans and Advances**

Head of Account	Balance on 1 April 2020	Disbursement during the year	Repayment during the year	Write off of irrecoverable loans & advances	Balance on 31 March 2021 (2+3)-(4+5)	Net Increase (+)/ Decrease (-) during the year (2-6)	Interest credited (In lakh of ₹)
1	2	3	4	5	6	7	8
<b><i>F. LOANS AND ADVANCES - Contd.</i></b>							
<b>1. Loans for Social Service - Contd.</b>							
<b><i>(c) Water Supply, Sanitation, Housing and Urban Development – Contd.</i></b>							
<b>6216 Loans for Housing – Concl'd.</b>							
<b><i>80 General</i></b>							
201 Loans to Housing Boards	8,58.37	---	---	---	8,58.37	---	
796 Tribal Area Sub-Plan	2,97.62	---	---	---	2,97.62	---	
800 Other Loans	6,93.91	---	---	---	6,93.91	---	
<b>Total - 80 General</b>	<b>18,49.90</b>	<b>---</b>	<b>---</b>	<b>---</b>	<b>18,49.90</b>	<b>---</b>	
<b>Total -Loans for Housing</b>	<b>31,68.61</b>	<b>---</b>	<b>---</b>	<b>---</b>	<b>31,68.61</b>	<b>---</b>	
<b>6217 Loans for Urban Development</b>							
<b><i>01 State Capital Development</i></b>							
191 Loans to Local Bodies, Corporations etc.	12.85	---	---	---	12.85	---	
<b>Total- 01 State Capital Development</b>	<b>12.85</b>	<b>---</b>	<b>---</b>	<b>---</b>	<b>12.85</b>	<b>---</b>	
<b><i>03 Integrated Development of Small and Medium Towns</i></b>							
191 Loans to Local Bodies, Corporations etc.	5,77.02	---	---	---	5,77.02	---	
800 Other Loans	28,80.61	---	---	---	28,80.61	---	
<b>Total - 03 Integrated Development of Small and Medium Towns</b>	<b>34,57.63</b>	<b>---</b>	<b>---</b>	<b>---</b>	<b>34,57.63</b>	<b>---</b>	

**18 - DETAILED STATEMENT OF LOANS AND ADVANCES GIVEN BY THE STATE GOVERNMENT**
**Section 1 : Major and Minor Head wise details of Loans and Advances**

Head of Account	Balance on 1 April 2020	Disbursement during the year	Repayment during the year	Write off of irrecoverable loans & advances	Balance on 31 March 2021 (2+3)-(4+5)	Net Increase (+)/ Decrease (-) during the year (2-6)	Interest credited (In lakh of ₹)
1	2	3	4	5	6	7	8
<b><i>F. LOANS AND ADVANCES - Contd.</i></b>							
<b>1. Loans for Social Service - Contd.</b>							
<b><i>(c) Water Supply, Sanitation, Housing and Urban Development – Concl'd.</i></b>							
<b>6217 Loans for Urban Development - Concl'd.</b>							
<b><i>60 Other Urban Development Schemes</i></b>							
191 Loans to Local Bodies, Corporations etc.	30,09.76	---	---	---	30,09.76	---	
800 Other Loans	2,17,74.11	---	---	---	2,17,74.11	---	
<b>Total - 60 Other Urban Development Schemes</b>	<b>2,47,83.87</b>	<b>---</b>	<b>---</b>	<b>---</b>	<b>2,47,83.87</b>	<b>---</b>	
<b>Total -Loans for Urban Development</b>	<b>2,82,54.35</b>	<b>---</b>	<b>---</b>	<b>---</b>	<b>2,82,54.35</b>	<b>---</b>	
<b>Total - (c) Water Supply, Sanitation, Housing and Urban Development</b>	<b>3,42,72.98</b>	<b>---</b>	<b>---</b>	<b>---</b>	<b>3,42,72.98</b>	<b>---</b>	
<b><i>(e) Welfare of Scheduled Castes, Scheduled Tribes and other backward classes</i></b>							
<b>6225 Loans for Welfare of SC, ST, OBC and Minorities</b>							
<b><i>01 Welfare of Scheduled Castes</i></b>							
800 Other Loans	55.09	---	---	---	55.09	---	
<b>Total -01 Welfare of Scheduled Castes</b>	<b>55.09</b>	<b>---</b>	<b>---</b>	<b>---</b>	<b>55.09</b>	<b>---</b>	

**18 - DETAILED STATEMENT OF LOANS AND ADVANCES GIVEN BY THE STATE GOVERNMENT**
**Section 1 : Major and Minor Head wise details of Loans and Advances**

Head of Account	Balance on 1 April 2020	Disbursement during the year	Repayment during the year	Write off of irrecoverable loans & advances	Balance on 31 March 2021 (2+3)-(4+5)	Net Increase (+)/ Decrease (-) during the year (2-6)	Interest credited (In lakh of ₹)
1	2	3	4	5	6	7	8
<b>F. LOANS AND ADVANCES - Contd.</b>							
<b>1. Loans for Social Service - Contd.</b>							
<b>(e) Welfare of Scheduled Castes, Scheduled Tribes and other backward classes – Concl'd.</b>							
<b>6225 Loans for Welfare of SC, ST, OBC and Minorities – Concl'd.</b>							
<b>02 Welfare of Scheduled Tribes</b>							
190 Loans to Public Sector and Other Undertakings	9,83.08	---	---	---	9,83.08	---	
800 Other Loans	94.10	---	---	---	94.10	---	
<b>Total - 02 Welfare of Scheduled Tribes</b>	<b>10,77.18</b>	<b>---</b>	<b>---</b>	<b>---</b>	<b>10,77.18</b>	<b>---</b>	
<b>03 Welfare of Backward Classes</b>							
190 Loans to Public Sector and Other Undertakings	72.00	---	---	---	72.00	---	
<b>Total -03 Welfare of Backward Classes</b>	<b>72.00</b>	<b>---</b>	<b>---</b>	<b>---</b>	<b>72.00</b>	<b>---</b>	
<b>Total -Loans for Welfare of SC, ST, OBC and Minorities</b>	<b>12,04.27</b>	<b>---</b>	<b>---</b>	<b>---</b>	<b>12,04.27</b>	<b>---</b>	
<b>Total - (e) Welfare of Scheduled Castes, Scheduled tribes and other backward classes</b>	<b>12,04.27</b>	<b>---</b>	<b>---</b>	<b>---</b>	<b>12,04.27</b>	<b>---</b>	



**18 - DETAILED STATEMENT OF LOANS AND ADVANCES GIVEN BY THE STATE GOVERNMENT**
**Section 1 : Major and Minor Head wise details of Loans and Advances**

Head of Account	Balance on 1 April 2020	Disbursement during the year	Repayment during the year	Write off of irrecoverable loans & advances	Balance on 31 March 2021 (2+3)-(4+5)	Net Increase (+)/ Decrease (-) during the year (2-6)	Interest credited (In lakh of ₹)
1	2	3	4	5	6	7	8
<b><i>F. LOANS AND ADVANCES - Contd.</i></b>							
<b>1. Loans for Social Service - Contd.</b>							
<b>(g) Social Welfare &amp; Nutrition</b>							
<b>6235 Loans for Social Security and Welfare</b>							
<b><i>01 Rehabilitation</i></b>							
103 Displaced Persons from Former East Pakistan	19.77	---	---	---	19.77	---	
200 Other Relief measures	54.82	---	---	---	54.82	---	
202 Other Rehabilitation Schemes	12,94.91	---	---	---	12,94.91	---	
800 Other Loans	34.52	---	---	---	34.52	---	
<b>Total - 01 Rehabilitation</b>	<b>14,04.02</b>	<b>---</b>	<b>---</b>	<b>---</b>	<b>14,04.02</b>	<b>---</b>	
<b><i>60 Other Social Security and Welfare Programmes</i></b>							
200 Other Programmes	18.87	---	---	---	18.87	---	
800 Other Loans	2,08.48	---	---	---	2,08.48	---	
<b>Total - 60 Other Social Security and Welfare programmes</b>	<b>2,27.35</b>	<b>---</b>	<b>---</b>	<b>---</b>	<b>2,27.35</b>	<b>---</b>	
<b>Total -Loans for Social Security and Welfare</b>	<b>16,31.37</b>	<b>---</b>	<b>---</b>	<b>---</b>	<b>16,31.37</b>	<b>---</b>	

**18 - DETAILED STATEMENT OF LOANS AND ADVANCES GIVEN BY THE STATE GOVERNMENT**
**Section 1 : Major and Minor Head wise details of Loans and Advances**

Head of Account	Balance on 1 April 2020	Disbursement during the year	Repayment during the year	Write off of irrecoverable loans & advances	Balance on 31 March 2021 (2+3)-(4+5)	Net Increase (+)/ Decrease (-) during the year (2-6)	Interest credited (In lakh of ₹)
1	2	3	4	5	6	7	8
<b><i>F. LOANS AND ADVANCES - Contd.</i></b>							
<b>1. Loans for Social Service - Concl'd.</b>							
<b><i>(g) Social Welfare &amp; Nutrition - Concl'd.</i></b>							
<b>6245 Loans for Relief on account of Natural Calamities</b>							
<b><i>02 Floods. Cyclones</i></b>							
101 Gratuitous Relief	3,43.21	---	---	---	3,43.21	---	
<b>Total - 02 Floods. Cyclones</b>	<b>3,43.21</b>	<b>---</b>	<b>---</b>	<b>---</b>	<b>3,43.21</b>	<b>---</b>	
<b>Total -Loans for Releif on account of Natural Calamities</b>	<b>3,43.21</b>	<b>---</b>	<b>---</b>	<b>---</b>	<b>3,43.21</b>	<b>---</b>	
<b>Total -(g) Social Welfare &amp; Nutrition</b>	<b>19,74.58</b>	<b>---</b>	<b>---</b>	<b>---</b>	<b>19,74.58</b>	<b>---</b>	
<b>Total -1. Loans for Social Service</b>	<b>3,75,45.28</b>	<b>---</b>	<b>---</b>	<b>---</b>	<b>3,75,45.28</b>	<b>---</b>	

**18 - DETAILED STATEMENT OF LOANS AND ADVANCES GIVEN BY THE STATE GOVERNMENT**
**Section 1 : Major and Minor Head wise details of Loans and Advances**

Head of Account	Balance on 1 April 2020	Disbursement during the year	Repayment during the year	Write off of irrecoverable loans & advances	Balance on 31 March 2021 (2+3)-(4+5)	Net Increase (+)/ Decrease (-) during the year (2-6)	Interest credited (In lakh of ₹)
1	2	3	4	5	6	7	8
<b>F. LOANS AND ADVANCES - Contd.</b>							
<b>2. Loans for Economic Services</b>							
<b>(a) Agriculture and allied activities</b>							
<b>6401 Loans for Crop Husbandry</b>							
103 Seeds	20,36.40	---	---	---	20,36.40	---	
104 Agricultural Farms	9.84	---	---	---	9.84	---	
105 Manures and Fertilisers	69.57	---	---	---	69.57	---	
107 Plant Protection	1.50	---	---	---	1.50	---	
108 Food Grains Crops	---	---	---	---	---	---	
113 Agricultural Engineering	2,78.00	---	---	---	2,78.00	---	
119 Horticulture and Vegetable Crops	0.74	---	---	---	0.74	---	
190 Loans to Public Sector and Other Undertakings	10,16.75	---	---	---	10,16.75	---	
195 Loans to Farming Co-operatives	21.62	---	---	---	21.62	---	
800 Other loans	0.50	---	---	---	0.50	---	
<b>Total -Loans for Crop Husbandry</b>	<b>34,34.92</b>	<b>---</b>	<b>---</b>	<b>---</b>	<b>34,34.92</b>	<b>---</b>	
<b>6402 Loans for Soil and Water Conservation</b>							
800 Other Loans	1,19.89	---	---	---	1,19.89	---	
<b>Total -Loans for Soil and Water Conservation</b>	<b>1,19.89</b>	<b>---</b>	<b>---</b>	<b>---</b>	<b>1,19.89</b>	<b>---</b>	

**18. DETAILED STATEMENT OF LOANS AND ADVANCES GIVEN BY THE STATE GOVERNMENT**
**Section 1 : Major and Minor Head wise details of Loans and Advances**

Head of Account	Balance on 1 April 2020	Disbursement during the year	Repayment during the year	Write off of irrecoverable loans & advances	Balance on 31 March 2021 (2+3)-(4+5)	Net Increase (+)/ Decrease (-) during the year (2-6)	Interest credited (In lakh of ₹)
1	2	3	4	5	6	7	8
<b>F. LOANS AND ADVANCES - Contd.</b>							
<b>2. Loans for Economic Services - Contd.</b>							
<b>(a) Agriculture and allied activities - Contd.</b>							
<b>6403 Loans for Animal Husbandry</b>							
103 Poultry Development	13.02	---	---	---	13.02	---	
106 Other Live Stock Development	2.21	---	---	---	2.21	---	
190 Loans to Public Sector and Other Undertakings	25.00	---	---	---	25.00	---	
796 Tribal Area Sub-Plan	1.61	---	---	---	1.61	---	
<b>Total-Loans for Animal Husbandry</b>	<b>41.84</b>	<b>---</b>	<b>---</b>	<b>---</b>	<b>41.84</b>	<b>---</b>	
<b>6404 Loans for Dairy Development</b>							
102 Dairy Development Projects	1,03.88	---	---	---	1,03.88	---	
190 Loans to Public Sector and Other Undertakings	7,18.83	---	---	---	7,18.83	---	
796 Tribal Area Sub-Plan	38.99	---	---	---	38.99	---	
800 Other loans	96.04	---	---	---	96.04	---	
<b>Total-Loans for Dairy Development</b>	<b>9,57.74</b>	<b>---</b>	<b>---</b>	<b>---</b>	<b>9,57.74</b>	<b>---</b>	
<b>6405 Loans for Fisheries</b>							
800 Other Loans	1,64.33	---	---	---	1,64.33	---	

**18 - DETAILED STATEMENT OF LOANS AND ADVANCES GIVEN BY THE STATE GOVERNMENT**
**Section 1 : Major and Minor Head wise details of Loans and Advances**

Head of Account	Balance on 1 April 2020	Disbursement during the year	Repayment during the year	Write off of irrecoverable loans & advances	Balance on 31 March 2021 (2+3)-(4+5)	Net Increase (+)/ Decrease (-) during the year (2-6)	Interest credited (In lakh of ₹)
1	2	3	4	5	6	7	8
<b><i>F. LOANS AND ADVANCES - Contd.</i></b>							
<b>2. Loans for Economic Services - Contd.</b>							
<b><i>(a) Agriculture and allied activities – Contd.</i></b>							
<b>6405 Loans for Fisheries – Concl'd.</b>							
<b>Total -Loans for Fisheries</b>	<b>1,64.33</b>	---	---	---	<b>1,64.33</b>	---	
<b>6406 Loans for Forestry and Wild Life</b>							
103 Environmental Forestry and Wild Life	9.97	---	---	---	9.97	---	
<b>Total -Loans for Forestry and Wild Life</b>	<b>9.97</b>	---	---	---	<b>9.97</b>	---	
<b>6407 Loans for Plantations</b>							
<b><i>01 Tea</i></b>							
800 Other Loans	50.00	---	---	---	50.00	---	
<b>Total - 01 Tea</b>	<b>50.00</b>	---	---	---	<b>50.00</b>	---	
<b>Total -Loans for Plantations</b>	<b>50.00</b>	---	---	---	<b>50.00</b>	---	
<b>6408 Loans for Food Storage and Warehousing</b>							
<b><i>01 Food</i></b>							
101 Procurement and Supply	1,86.45	---	---	---	1,86.45	---	
103 Food Processing	2.50	---	---	---	2.50	---	
800 Other loans	6.80	---	---	---	6.80	---	
<b>Total - 01 Food</b>	<b>1,95.75</b>	---	---	---	<b>1,95.75</b>	---	

**18. DETAILED STATEMENT OF LOANS AND ADVANCES GIVEN BY THE STATE GOVERNMENT**
**Section 1 : Major and Minor Head wise details of Loans and Advances**

Head of Account	Balance on 1 April 2020	Disbursement during the year	Repayment during the year	Write off of irrecoverable loans & advances	Balance on 31 March 2021 (2+3)-(4+5)	Net Increase (+)/ Decrease (-) during the year (2-6)	Interest credited (In lakh of ₹)
1	2	3	4	5	6	7	8
<b><i>F. LOANS AND ADVANCES - Contd.</i></b>							
<b>2. Loans for Economic Services - Contd.</b>							
<b><i>(a) Agriculture and allied activities – Contd.</i></b>							
<b>6408 Loans for Food Storage and Warehousing – Concltd.</b>							
<b><i>02 Storage and Warehousing</i></b>							
190 Loans to Public Sector and Other Undertakings	2,66.67	---	---	---	2,66.67	---	
195 Loans to Co-operatives	8,77.86	---	---	---	8,77.86	---	
800 Other Loans	2,32.44	---	---	---	2,32.44	---	
<b>Total - 02 Storage and Warehousing</b>	<b>13,76.97</b>	<b>---</b>	<b>---</b>	<b>---</b>	<b>13,76.97</b>	<b>---</b>	
<b>Total - Loans for Food Storage and Warehousing</b>	<b>15,72.72</b>	<b>---</b>	<b>---</b>	<b>---</b>	<b>15,72.72</b>	<b>---</b>	
<b>6416 Loans for Agricultural Financial Institutions</b>							
190 Loans to Public Sector and Other Undertakings	1,67.33	---	---	---	1,67.33	---	
<b>Total -Loans for Agricultural Financial Institutions</b>	<b>1,67.33</b>	<b>---</b>	<b>---</b>	<b>---</b>	<b>1,67.33</b>	<b>---</b>	
<b>6425 Loans for Co-operation</b>							
106 Loans to Multipurpose Rural Co- operatives	20,17.88	---	---	---	20,17.88	---	

**18 - DETAILED STATEMENT OF LOANS AND ADVANCES GIVEN BY THE STATE GOVERNMENT**
**Section 1 : Major and Minor Head wise details of Loans and Advances**

Head of Account	Balance on 1 April 2020	Disbursement during the year	Repayment during the year	Write off of irrecoverable loans & advances	Balance on 31 March 2021 (2+3)-(4+5)	Net Increase (+)/ Decrease (-) during the year (2-6)	Interest credited (In lakh of ₹)
1	2	3	4	5	6	7	8
<b>F. LOANS AND ADVANCES - Contd.</b>							
<b>2. Loans for Economic Services - Contd.</b>							
<b>(a) Agriculture and allied activities – Concl'd.</b>							
<b>6425 Loans for Co-operation – Concl'd.</b>							
107 Loans to Credit Cooperatives	64.75	---	5.20	---	59.55	(-)5.20	
108 Loans to Other Cooperatives	7,39.93	---	---	---	7,39.93	---	
190 Loans to Public Sector and Other Undertakings	21,07.79	23,36.92	---	---	44,44.71	(+)23,36.92	
195 Godown Loan to Co-operative Society	0.65	---	---	---	0.65	---	
789 Scheduled Caste Component Plan	29.60	---	---	---	29.60	---	
796 Tribal Area Sub-Plan	1,98.23	---	---	---	1,98.23	---	
800 Other Loans	7.23	---	---	---	7.23	---	
<b>Total -Loans for Co-operation</b>	<b>51,66.06</b>	<b>23,36.92</b>	<b>5.20</b>	<b>---</b>	<b>74,97.78</b>	<b>(+)23,31.72</b>	
<b>Total -(a) Agriculture and allied activities</b>	<b>1,16,84.80</b>	<b>23,36.92</b>	<b>5.20</b>	<b>---</b>	<b>1,40,16.52</b>	<b>(+)23,31.72</b>	
<b>(b) Rural Development</b>							
<b>6506 Loans for Land Reforms</b>							
800 Other Loans	29.79	---	---	---	29.79	---	
<b>Total - Loans for Land Reforms</b>	<b>29.79</b>	<b>---</b>	<b>---</b>	<b>---</b>	<b>29.79</b>	<b>---</b>	

**18 - DETAILED STATEMENT OF LOANS AND ADVANCES GIVEN BY THE STATE GOVERNMENT**
**Section 1 : Major and Minor Head wise details of Loans and Advances**

Head of Account	Balance on 1 April 2020	Disbursement during the year	Repayment during the year	Write off of irrecoverable loans & advances	Balance on 31 March 2021 (2+3)-(4+5)	Net Increase (+)/ Decrease (-) during the year (2-6)	Interest credited (In lakh of ₹)
1	2	3	4	5	6	7	8
<i>F. LOANS AND ADVANCES - Contd.</i>							
<b>2. Loans for Economic Services - Contd.</b>							
<i>(b) Rural Development – Concl'd.</i>							
<b>6515 Loans for other Rural Development Programmes</b>							
101 Panchayati Raj	46.41	---	---	---	46.41	---	
<b>Total - Loans for other Rural Development Programmes</b>	<b>46.41</b>	---	---	---	<b>46.41</b>	---	
<b>Total - (b) Rural Development</b>	<b>76.20</b>	---	---	---	<b>76.20</b>	---	
<i>(c) Special Areas Programme</i>							
<b>6552 Loans for North Eastern Areas</b>							
190 Loans to Public Sector and Other Undertakings	7.50	---	---	---	7.50	---	
<b>Total-Loans for North Eastern Areas</b>	<b>7.50</b>	---	---	---	<b>7.50</b>	---	
<b>Total-(c) Special Areas Programme</b>	<b>7.50</b>	---	---	---	<b>7.50</b>	---	
<i>(d) Irrigation &amp; Flood Control</i>							
<b>6702 Loans for Minor irrigation</b>							
800 Other Loans	12,06.72	---	---	---	12,06.72	---	
<b>Total -Loans for Minor irrigation</b>	<b>12,06.72</b>	---	---	---	<b>12,06.72</b>	---	



**18 - DETAILED STATEMENT OF LOANS AND ADVANCES GIVEN BY THE STATE GOVERNMENT**
**Section 1 : Major and Minor Head wise details of Loans and Advances**

Head of Account	Balance on 1 April 2020	Disbursement during the year	Repayment during the year	Write off of irrecoverable loans & advances	Balance on 31 March 2021 (2+3)-(4+5)	Net Increase (+)/ Decrease (-) during the year (2-6)	Interest credited (In lakh of ₹)
1	2	3	4	5	6	7	8
<b>F. LOANS AND ADVANCES - Contd.</b>							
<b>2. Loans for Economic Services - Contd.</b>							
<b>(d) Irrigation &amp; Flood Control – Concl'd.</b>							
<b>Total -(d) Irrigation &amp; Flood Control</b>	<b>12,06.72</b>	---	---	---	<b>12,06.72</b>	---	
<b>(e) Energy</b>							
<b>6801 Loans for Power Projects</b>							
202 Thermal Power Generation	55.00	---	---	---	55.00	---	
205 Transmission and Distribution	1,91.43	---	---	---	1,91.43	---	
789 Scheduled Caste Component Plan	5,00.00	---	---	---	5,00.00	---	
796 Tribal Area Sub-Plan	1,20.00	---	---	---	1,20.00	---	
800 Other Loans to Electricity Boards	47,69,05.24	35,03.14 (a)	---	---	48,04,08.38	(+)35,03.14	
<b>Total -Loans for Power Projects</b>	<b>47,77,71.67</b>	<b>35,03.14</b>	---	---	<b>48,12,74.81</b>	<b>(+)35,03.14</b>	
<b>Total -(e) Energy</b>	<b>47,77,71.67</b>	<b>35,03.14</b>	---	---	<b>48,12,74.81</b>	<b>(+)35,03.14</b>	
<b>(f) Industry and Minerals</b>							
<b>6851 Loans for Village and Small Industries</b>							
101 Industrial Estates	32.57	---	---	---	32.57	---	
102 Small Scale Industries	48,51.77	---	0.30	---	48,51.47	(-)0.30	
103 Handloom Industries	10,10.56	---	---	---	10,10.56	---	
104 Handicraft Industries	13.22	---	---	---	13.22	---	

(a) It includes disbursement of ₹ 1646.40 lakh, ₹ 1117.54 lakh and ₹ 739.20 lakh to APDCL, APGCL and AEGCL respectively.

**18 - DETAILED STATEMENT OF LOANS AND ADVANCES GIVEN BY THE STATE GOVERNMENT**
**Section 1 : Major and Minor Head wise details of Loans and Advances**

Head of Account	Balance on 1 April 2020	Disbursement during the year	Repayment during the year	Write off of irrecoverable loans & advances	Balance on 31 March 2021 (2+3)-(4+5)	Net Increase (+)/ Decrease (-) during the year (2-6)	Interest credited (In lakh of ₹)
1	2	3	4	5	6	7	8
<b>F. LOANS AND ADVANCES - Contd.</b>							
<b>2. Loans for Economic Services - Contd.</b>							
<b>(f) Industry and Minerals – Contd.</b>							
<b>6851 Loans for Village and Small Industries</b>							
105 Khadi and Village Industries	1.91	---	---	---	1.91	---	
107 Sericulture Industries	10.76	---	---	---	10.76	---	
109 Composite Village and Small Industries Cooperatives	16,50.59	---	---	---	16,50.59	---	
200 Other Village Industries	1,52.07	---	---	---	1,52.07	---	
789 Scheduled Caste Component Plan	71.87	---	---	---	71.87	---	
796 Tribal Area Sub-Plan	2,47.33	---	---	---	2,47.33	---	
800 Other Loans	91.42	---	---	---	91.42	---	
<b>Total-Loans for Village and Small Industries</b>	<b>81,34.07</b>	<b>---</b>	<b>0.30</b>	<b>---</b>	<b>81,33.77</b>	<b>(-)0.30</b>	
<b>6854 Loans for Cement and Non-Metallic Mineral Industries</b>							
<b>01 Cement</b>							
800 Other Loans	55.00	---	---	---	55.00	---	
<b>Total -01 Cement</b>	<b>55.00</b>	<b>---</b>	<b>---</b>	<b>---</b>	<b>55.00</b>	<b>---</b>	
<b>Total -Loans for Cement and Non- Metallic Mineral Industries</b>	<b>55.00</b>	<b>---</b>	<b>---</b>	<b>---</b>	<b>55.00</b>	<b>---</b>	

**18 - DETAILED STATEMENT OF LOANS AND ADVANCES GIVEN BY THE STATE GOVERNMENT**
**Section 1 : Major and Minor Head wise details of Loans and Advances**

Head of Account	Balance on 1 April 2020	Disbursement during the year	Repayment during the year	Write off of irrecoverable loans & advances	Balance on 31 March 2021 (2+3)-(4+5)	Net Increase (+)/ Decrease (-) during the year (2-6)	Interest credited (In lakh of ₹)
1	2	3	4	5	6	7	8
<i>F. LOANS AND ADVANCES - Contd.</i>							
<b>2. Loans for Economic Services - Contd.</b>							
<i>(f) Industry and Minerals – Contd.</i>							
<b>6857 Loans for Chemical Pharmaceutical Industries</b>							
<i>01 Chemicals &amp; Pesticides Industries</i>							
800 Other Loans	8,41.30	---	---	---	8,41.30	---	
<b>Total -01 Chemicals &amp; Pesticides Industries</b>	<b>8,41.30</b>	---	---	---	<b>8,41.30</b>	---	
<b>Total -Loans for Chemical Pharmaceutical Industries</b>	<b>8,41.30</b>	---	---	---	<b>8,41.30</b>	---	
<b>6858 Loans for Engineering Industries</b>							
<i>01 Electrical Engineering Industries</i>							
800 Other Loans	2,55.80	---	---	---	2,55.80	---	
<b>Total - 01 Electrical Engineering Industries</b>	<b>2,55.80</b>	---	---	---	<b>2,55.80</b>	---	
<i>02 Other Industrial Machinery Industries</i>							
800 Other Loans	1,70.72	---	---	---	1,70.72	---	
<b>Total -02 Other Industrial Machinery Industries</b>	<b>1,70.72</b>	---	---	---	<b>1,70.72</b>	---	
<i>04 Other Engineering Industries</i>							
800 Other Loans	61.78	---	---	---	61.78	---	

**18 - DETAILED STATEMENT OF LOANS AND ADVANCES GIVEN BY THE STATE GOVERNMENT**
**Section 1 : Major and Minor Head wise details of Loans and Advances**

Head of Account	Balance on 1 April 2020	Disbursement during the year	Repayment during the year	Write off of irrecoverable loans & advances	Balance on 31 March 2021 (2+3)-(4+5)	Net Increase (+)/ Decrease (-) during the year (2-6)	Interest credited (In lakh of ₹)
1	2	3	4	5	6	7	8
<i>F. LOANS AND ADVANCES - Contd.</i>							
<b>2. Loans for Economic Services - Contd.</b>							
<i>(f) Industry and Minerals – Contd.</i>							
<b>6858 Loans for Engineering Industries – Concl.</b>							
Total-04 Other Engineering Industries	61.78	---	---	---	61.78	---	
Total-Loans for Engineering Industries	4,88.30	---	---	---	4,88.30	---	
<b>6859 Loans for Telecommunication and Electronic Industries</b>							
<i>02 Electronics</i>							
800 Other Loans	1.00	---	---	---	1.00	---	
Total-02 Electronics	1.00	---	---	---	1.00	---	
Total -Loans for Telecommunication and Electronic Industries	1.00	---	---	---	1.00	---	
<b>6860 Loans for Consumer Industries</b>							
<i>01 Textiles</i>							
190 Loans to Public Sector and Other Undertakings	9,44.68	---	---	---	9,44.68	---	
800 Other loans	68,69.96	---	---	---	68,69.96	---	
Total - 01 Textiles	78,14.64	---	---	---	78,14.64	---	

**18 - DETAILED STATEMENT OF LOANS AND ADVANCES GIVEN BY THE STATE GOVERNMENT**
**Section 1 : Major and Minor Head wise details of Loans and Advances**

Head of Account	Balance on 1 April 2020	Disbursement during the year	Repayment during the year	Write off of irrecoverable loans & advances	Balance on 31 March 2021 (2+3)-(4+5)	Net Increase (+)/ Decrease (-) during the year (2-6)	Interest credited (In lakh of ₹)
1	2	3	4	5	6	7	8
<b><i>F. LOANS AND ADVANCES - Contd.</i></b>							
<b>2. Loans for Economic Services - Contd.</b>							
<b><i>(f) Industry and Minerals – Contd.</i></b>							
<b>6860 Loans for Consumer Industries – Concl'd.</b>							
<b><i>04 Sugar</i></b>							
101 Loans to Co-operative Sugar Mills	30.00	---	---	---	30.00	---	
190 Loans to Public Sector and Other Undertakings	3,31.00	---	---	---	3,31.00	---	
800 Other Loans	8,58.77	---	---	---	8,58.77	---	
<b>Total - 04 Sugar</b>	<b>12,19.77</b>	<b>---</b>	<b>---</b>	<b>---</b>	<b>12,19.77</b>	<b>---</b>	
<b><i>05 Paper and Newsprint</i></b>							
800 Other Loans	3,14.00	---	---	---	3,14.00	---	
<b>Total - 05 Paper and Newsprint</b>	<b>3,14.00</b>	<b>---</b>	<b>---</b>	<b>---</b>	<b>3,14.00</b>	<b>---</b>	
<b><i>60 Others</i></b>							
190 Loans to Public Sector and Other Undertakings	3,52.00	---	---	---	3,52.00	---	
317 Jute	75.22	---	---	---	75.22	---	
800 Other Loans	4,13,03.19	29,40.00	21.06	---	4,42,22.13	(+)29,18.94	
<b>Total - 60 Others</b>	<b>4,17,30.41</b>	<b>29,40.00</b>	<b>21.06</b>	<b>---</b>	<b>4,46,49.35</b>	<b>(+)29,18.94</b>	
<b>Total - Loans for Consumer Industries</b>	<b>5,10,78.82</b>	<b>29,40.00</b>	<b>21.06</b>	<b>---</b>	<b>5,39,97.76</b>	<b>(+)29,18.94</b>	

**18 - DETAILED STATEMENT OF LOANS AND ADVANCES GIVEN BY THE STATE GOVERNMENT**
**Section 1 : Major and Minor Head wise details of Loans and Advances**

Head of Account	Balance on 1 April 2020	Disbursement during the year	Repayment during the year	Write off of irrecoverable loans & advances	Balance on 31 March 2021 (2+3)-(4+5)	Net Increase (+)/ Decrease (-) during the year (2-6)	Interest credited (In lakh of ₹)
1	2	3	4	5	6	7	8
<i>F. LOANS AND ADVANCES - Contd.</i>							
<b>2. Loans for Economic Services - Contd.</b>							
<i>(f) Industry and Minerals – Concl'd.</i>							
<b>6885 Loans for other Industries and Minerals</b>							
<i>01 Loans to Industrial Financial Institutions</i>							
190 Loans to Public Sector and Other Undertakings	5,49.01	---	---	---	5,49.01	---	
<b>Total -01 Loans to Industrial Financial Institutions</b>	<b>5,49.01</b>	---	---	---	<b>5,49.01</b>	---	
<i>60 Others</i>							
800 Other Loans	17.90	---	---	---	17.90	---	
<b>Total - 60 Others</b>	<b>17.90</b>	---	---	---	<b>17.90</b>	---	
<b>Total - Loans for other Industries and Minerals</b>	<b>5,66.91</b>	---	---	---	<b>5,66.91</b>	---	
<b>Total - (f) Industry and Minerals</b>	<b>6,11,65.40</b>	<b>29,40.00</b>	<b>21.36</b>	---	<b>6,40,84.04</b>	<b>(+)29,18.64</b>	

**18 - DETAILED STATEMENT OF LOANS AND ADVANCES GIVEN BY THE STATE GOVERNMENT**
**Section 1 : Major and Minor Head wise details of Loans and Advances**

Head of Account	Balance on 1 April 2020	Disbursement during the year	Repayment during the year	Write off of irrecoverable loans & advances	Balance on 31 March 2021 (2+3)-(4+5)	Net Increase (+)/ Decrease (-) during the year (2-6)	Interest credited (In lakh of ₹)
1	2	3	4	5	6	7	8
<i>F. LOANS AND ADVANCES - Contd.</i>							
<b>2. Loans for Economic Services - Concl'd.</b>							
<i>(i) General Economic Services</i>							
<b>7465 Loans for General Financial and Trading Institution</b>							
800 Other Loans	79,84.98	---	---	---	79,84.98	---	
<b>Total - Loans for General Financial and Trading Institution</b>	<b>79,84.98</b>	<b>---</b>	<b>---</b>	<b>---</b>	<b>79,84.98</b>	<b>---</b>	
<b>7475 Loans for other General Economic Services</b>							
103 Civil Supplies	48.64	---	---	---	48.64	---	
796 Tribal Area Sub-Plan	8.80	---	---	---	8.80	---	
800 Other Loans	1,29.48	---	---	---	1,29.48	---	
<b>Total - Loans for other General Economic Services</b>	<b>1,86.92</b>	<b>---</b>	<b>---</b>	<b>---</b>	<b>1,86.92</b>	<b>---</b>	
<b>Total - (i) General Economic Services</b>	<b>81,71.90</b>	<b>---</b>	<b>---</b>	<b>---</b>	<b>81,71.90</b>	<b>---</b>	
<b>Total - 2. Loans for Economic Services</b>	<b>56,00,84.19</b>	<b>87,80.06</b>	<b>26.56</b>	<b>---</b>	<b>56,88,37.69</b>	<b>(+)87,53.50</b>	

**18 - DETAILED STATEMENT OF LOANS AND ADVANCES GIVEN BY THE STATE GOVERNMENT**
**Section 1 : Major and Minor Head wise details of Loans and Advances**

Head of Account	Balance on 1 April 2020	Disbursement during the year	Repayment during the year	Write off of irrecoverable loans & advances	Balance on 31 March 2021 (2+3)-(4+5)	Net Increase (+)/ Decrease (-) during the year (2-6)	Interest credited (In lakh of ₹)
1	2	3	4	5	6	7	8
<b>F. LOANS AND ADVANCES - Contd.</b>							
<b>3. Loans to Government Servants etc.</b>							
<b>7610 Loans to Government Servants etc.</b>							
201 House Building Advances	73,44.50	---	64.83	---	72,79.67	(-)64.83	
202 Advances for Purchase of Motor Conveyance	2,71.77	---	1,64.67	---	1,07.10	(-)1,64.67	
203 Advances for Purchase of Other Conveyances	(-)3.73	---	(-)0.02	---	(-)3.71	(+)0.02	
204 Advances for Purchase of Computer	4.80	---	---	---	4.80	---	
792 Irrecoverable Loans Written Off	---	---	---	---	---	---	
800 Other Advances	2,99.92	---	---	---	2,99.92	---	
<b>Total - Loans to Government Servants etc.</b>	<b>79,17.26</b>	<b>---</b>	<b>2,29.48</b>	<b>---</b>	<b>76,87.78</b>	<b>(-)2,29.48</b>	
<b>Total - 3. Loans to Government Servants etc.</b>	<b>79,17.26</b>	<b>---</b>	<b>2,29.48</b>	<b>---</b>	<b>76,87.88</b>	<b>(-)2,29.48</b>	



**18 - DETAILED STATEMENT OF LOANS AND ADVANCES GIVEN BY THE STATE GOVERNMENT**
**Section 1 : Major and Minor Head wise details of Loans and Advances**

Head of Account	Balance on 1 April 2020	Disbursement during the year	Repayment during the year	Write off of irrecoverable loans & advances	Balance on 31 March 2021 (2+3)-(4+5)	Net Increase (+)/ Decrease (-) during the year (2-6)	Interest credited (In lakh of ₹)
1	2	3	4	5	6	7	8
<i>F. LOANS AND ADVANCES - Concl'd.</i>							
<b>4. Loans for Miscellaneous purposes etc.</b>							
<b>7615 Miscellaneous Loans</b>							
200 Miscellaneous Loans	1,52.65	---	---	---	1,52.65	---	
<b>Total - Miscellaneous Loans</b>	<b>1,52.65</b>	<b>---</b>	<b>---</b>	<b>---</b>	<b>1,52.65</b>	<b>---</b>	
<b>Total - 4. Loans for Miscellaneous purposes etc.</b>	<b>1,52.65</b>	<b>---</b>	<b>---</b>	<b>---</b>	<b>1,52.65</b>	<b>---</b>	
<b>Total -F. LOANS AND ADVANCES</b>	<b>60,56,99.38</b>	<b>87,80.06</b>	<b>2,56.04</b>	<b>---</b>	<b>61,42,23.40</b>	<b>(+)85,24.02</b>	<b>1,67,20.20</b>

---



---

**18 – DETAILED STATEMENT ON LOANS AND ADVANCES GIVEN BY THE STATE GOVERNMENT**


---



---

**Section: 2 Repayments in arrears from other Loanee Entities**

(In lakh of ₹)

Loanee -Entity	Amount of arrears as on 31 March 2021			Earliest period to which arrears relate	Total loans outstanding against the entity on 31 March 2021
	Principal	Interest	Total		
1	2	3	4	5	6
NIL					

**Additional Disclosures****Fresh Loans and Advances made during the year :**

(In lakh of ₹)

Loanee Entity	Number of Loans	Total Amount of loans	Terms and conditions	
			Rate of Interest	Moratorium period, if any
1	2	3	4	5
Assam Tea Corporation Limited	3	29,40.00	11.50%	NIL
Jute Mills	1	23,36.92		
Assam Power Distribution and Generation Company Ltd.	16	35,03.14	10 %	NIL
<b>Total</b>	<b>20</b>	<b>87,80.06</b>		

NOTES : Disclosures indicating extraordinary transactions relating to Loans and Advances.

## 1. Following are the cases of a loan having been sanctioned as ‘loan in perpetuity’ :

(In lakh of ₹)

Sl. No.	Year of Sanction	Sanction Order No.	Amount	Rate of Interest
1	2	3	4	5
NIL				

---

**18 – DETAILED STATEMENT ON LOANS AND ADVANCES GIVEN BY THE STATE GOVERNMENT**


---

2. The following loans have been granted by the Government though the terms and conditions are yet to be settled :

(In lakh of ₹)

Loanee Entity	Number of Loans	Total amount	Earliest period to which the loans relate
1	2	3	4
Power (Electricity), AEGCL	2	7,39.20	2020-21

3. Fresh loans and advances made during the year to the loanee entities from whom repayments of earlier loans are in arrears :

(In lakh of ₹)

Name of the loanee entity	Loans Disbursed during the current year		Amount of arrears as on 31 March 2021			Earliest period to which arrears relate	Reasons for disbursement during the current year
	Rate of Interest	Principal	Principal	Interest	Total		
1	2	3	4	5	6	7	8
Assam Tea Corporation Limited	11.50%	29,40.00	4,35,72.10	1,31,54.39	5,67,26.49	2001-02	
Assam Power Distribution and Generation Company Ltd.	10%	35,03.14	47,77,71.67	13,42,37.42	61,20,09.09	2003-04	Prior committed liabilities for ongoing project (AEGCL, APGCL)
Co-operation (Jute Mills)	NA	23,36.92	51,66.24	NA	51,66.24	---	
<b>Total</b>		<b>87,80.06</b>	<b>52,65,10.01</b>	<b>14,73,91.81</b>	<b>67,39,01.82</b>		

---



---

**19 - DETAILED STATEMENT OF INVESTMENTS OF THE GOVERNMENT**


---



---

**SECTION 1 : DETAILS OF INVESTMENTS UPTO 2020-21**

Sl. No.	Name of Concern	Year(s) of Investment	Details of investment				Per cent of Government investment to the total Paid-up Capital	Dividend received and credited to Govt. during the year	Dividend declared but not credited to Government account	Remarks
			Type	Number of Shares	Face value of each Share	Amount Invested				
(1)	(2)	(3)	(4)	(5)	(6)	(7)	(8)	(9)	(10)	(11)
										(In Lakh of ₹)
<b>A)</b>	<b>STATUTORY CORPORATIONS</b>									
	<b>Working Corporations</b>									
1.	Assam Financial Corporation, Guwahati	1954-55 to 1965-66 to 1976-77 to 2008-09 to 2009-10 to 2010-11 to 2012-13	Equity Shares	27,560	100 each	27.56	27.56	...		Accumulated loss is ₹ 9,73.12 lakh as on 31-03-2019
			(a)	(a)	(a)	7,47.41	...	...		
			(a)	(a)	(a)	4,00.00	...	...		
			(a)	(a)	(a)	4,00.00	...	...		
			(a)	(a)	(a)	10,00.00	...	...		
2.	Assam State Ware-housing Corporation	1958-59 to 1978-79 to 1979-80 to 2008-09 to 2009-10 to 2011-12 to 2013-14	Ordinary Shares	33,750	100 each	33.75	54.56	...		Accumulated loss is ₹ 9,05.70 lakh as on 31-03-2017
			(a)	(a)	(a)	2,83.05	...	...		
			(a)	(a)	(a)	1,00.00	...	...		
			(a)	(a)	(a)	15,50.00	...	...		
			(a)	(a)	(a)	75.00	...	...		

(a) Full particulars indicating number, type & face value of shares have not been intimated (August 2021).

## 19 - DETAILED STATEMENT OF INVESTMENTS OF THE GOVERNMENT

### SECTION 1 : DETAILS OF INVESTMENTS UPTO 2020-21

Sl. No.	Name of Concern	Year(s) of Investment	Details of investment			Amount invested	Per cent of Government investment to the total Paid-up Capital	Dividend received and credited to Govt. during the year	Dividend declared but not credited to Government account	Remarks
			Type	Number of Shares	Face value of each Share					
(1)	(2)	(3)	(4)	(5)	(6)	(7)	(8)	(9)	(10)	(11)
(In Lakh of ₹)										
<b>(A) STATUTORY CORPORATIONS - Concl.</b>										
3.	Assam State Transport Corporation	upto 2009-10	(a)	(a)	(a)	4,43,52.84	...	...		
		2010-11	(a)	(a)	(a)	11,90.00	...	...		
		2011-12	(a)	(a)	(a)	6,10.00	...	...		
		2012-13	(a)	(a)	(a)	5,43.47	...	...		
		2013-14	(a)	(a)	(a)	55,22.08	...	...		
		2014-15	(a)	(a)	(a)	1,10,30.50	...	...		
		2016-17	(a)	(a)	(a)	58,71.97	...	...		
		2018-19	(a)	(a)	(a)	15,77.00	...	...		
		2019-20	(a)	(a)	(a)	7,67.76	...	...		
4.	Assam State Electricity Board @	2004-05	Equity Share	13,50,00,000	100	13,50,00.00	...	...		
		2008-09	(a)	(a)	(a)	48,75.32	...	...		
<b>Total - A - Statutory Corporations</b>						<b>21,59,57.71</b>				

(a) Full particulars indicating number, type & face value of shares have not been intimated (August 2021).

@ Government of Assam, Power (Electricity) Department vide notification No.PEL.125/2011/126 dated 12 March, 2013 reorganised the Assam State Electricity Board (ASEB) into three entities namely (i) Assam Power Distribution Company Limited (APDCL) (ii) Assam Electricity Grid Corporation Limited (AEGCL) and (iii) Assam Power Generation Corporation Limited (APGCL). Entity wise investment figure of the total investment made upto 2008-09 in the erstwhile ASEB could not be shown separately in the Statement due to non-receipt of any information from the concerned Department in this regard.

---



---

**19 - DETAILED STATEMENT OF INVESTMENTS OF THE GOVERNMENT**


---



---

**SECTION 1 : DETAILS OF INVESTMENTS UPTO 2020-21**

Sl. No.	Name of Concern	Year(s) of Investment	Details of investment			Amount invested	Per cent of Government investment to the total Paid-up Capital	Dividend received and credited to Govt. during the year	Dividend declared but not credited to Government account	Remarks
			Type	Number of Shares	Face value of each Share					
(1)	(2)	(3)	(4)	(5)	(6)	(7)	(8)	(9)	(10)	(11)
(In Lakh of ₹)										
<b>(B) GOVERNMENT COMPANIES</b>										
<b>Working companies</b>										
5.	Assam Government Marketing Corporation Limited	1959-60 to 1975-76	Equity Shares Ordinary Shares	30,934 (a)	100 each (a)	30.93	100.00	...	...	Accumulated loss is ₹ 9,74.25 lakh as on 31-03-2015
		1976-77 to 1991-92	Ordinary Shares	34,450	100 each	34.57	...	...	...	
			(a)	(a)	(a)	76.93	...	...	...	
6.	Assam Tourism Development Corporation	1988-89 to 1991-92	(a)	(a)	(a)	46.00	...	...	...	Accumulated profit is ₹ 19,76.62 lakh as on 31-03-19
7.	Assam Government Construction Corporation Limited	1963-64 to 1991-92	Equity Shares	5,000	100 each	50.00	100.00	...	...	
8.	Assam Gas Company Limited	1960-61 to 1994-95	Equity Shares	2,00,000 paid up	100 each	2,00.00	...	...	...	Accumulated profit is ₹ 8,06,03.69 lakh as on 31-03-2020
		1995-96	(a)	(a)	(a)	3,63.80	...	...	...	

(a) Full particulars indicating number, type & face value of shares have not been intimated (August 2021).

---



---

**19 - DETAILED STATEMENT OF INVESTMENTS OF THE GOVERNMENT**


---



---

**SECTION 1 : DETAILS OF INVESTMENTS UPTO 2020-21**

Sl. No.	Name of Concern	Year(s) of Investment	Details of investment			Amount invested	Per cent of Government investment to the total Paid-up Capital	Dividend received and credited to Govt. during the year	Dividend declared but not credited to Government account	Remarks
			Type	Number of Shares	Face value of each Share					
(1)	(2)	(3)	(4)	(5)	(6)	(7)	(8)	(9)	(10)	(11)
										(In Lakh of ₹)
<b>(B) GOVERNMENT COMPANIES – Contd.</b>										
9.	Assam Small Industries Development Corporation Limited	1961-79	Equity Shares	1,11,514	100 each	1,11.51	...	...		Accumulated loss is ₹ 17.63 lakh as on 31-3-2015
		1979-2k	(a)	(a)	(a)	1,79.15	...	...		
		2014-15	(a)	(a)	(a)	40.00	...	...		
		2015-16	(a)	(a)	(a)	46.62	...	...		
10.	Assam Industrial Development Corporation Limited	1964-65 to 1993-94	Equity Shares	5,00,000	100 each	5,00.00	100.00	...		Accumulated loss is ₹ 95,04.69 lakh as on 31-03-2019
		1994-95 to 2002-03	(a)	(a)	(a)	22,64.87	...	...		
		2007-08	(a)	(a)	(a)	66.61	...	...		
		2008-09	(a)	(a)	(a)	1,40.00	...	...		
11.	Assam Agro Industries Development Corporation Limited Guwahati	1966-67 to 1973-74	Equity Shares	1,10,000	100 each	1,10.00	10.00	...		Accumulated loss is ₹ 22,56.00 lakh as on 31-3-2010
		1974-75 to 1999-2k	(a)	(a)	(a)	20,98.03	...	...		

(a) Full particulars indicating numbers, type & face value of shares have not been intimated (August 2021).

## 19 - DETAILED STATEMENT OF INVESTMENTS OF THE GOVERNMENT

### SECTION 1 : DETAILS OF INVESTMENTS UPTO 2020-21

Sl. No.	Name of Concern	Year(s) of Investment	Details of investment			Amount invested	Per cent of Government investment to the total Paid-up Capital	Dividend received and credited to Govt. during the year	Dividend declared but not credited to Government account	Remarks
			Type	Number of Shares	Face value of each Share					
(1)	(2)	(3)	(4)	(5)	(6)	(7)	(8)	(9)	(10)	(11)
(In Lakh of ₹)										
<b>(B) GOVERNMENT COMPANIES – Contd.</b>										
12.	Assam Seeds Corporation Limited, Guwahati	1966-67 to 1991-92	Equity Shares (a)	8,680 (a)	1000 each (a)	86.80 38.00	86.80	...		Accumulated loss is ₹ 13,17.65 lakh as on 31-03-2014
13.	Assam Hills Small Industries Development Corporation Limited	1968-69 to 1976-77	Equity Shares	18,330	100 each	18.33	100.00	...		Accumulated loss is ₹ 8,57.33 lakh as on 31-03-1999
		1977-78 to 1991-92	(a)	(a)	(a)	9,63.92	...	...		
14.	Assam Tea Corporation Limited, Guwahati	1971-72 to 1974-75	i) Equity Shares ii) Preference Shares	19,363 12,637	100 each 100 each	32.00	...	...		Accumulated loss is ₹ 3,23,74.52 lakh as on 31-03-2014
		1975-76 to 1997-98	(a)	(a)	(a)	7,75.24	...	...		

(a) Full particulars indicating numbers, type & face value of shares have not been intimated (August 2021).



---



---

**19 - DETAILED STATEMENT OF INVESTMENTS OF THE GOVERNMENT**


---



---

**SECTION 1 : DETAILS OF INVESTMENTS UPTO 2020-21**

Details of investment										
Sl. No.	Name of Concern	Year(s) of Investment	Type	Number of Shares	Face value of each Share	Amount invested	Per cent of Government investment to the total Paid-up Capital	Dividend received and credited to Govt. during the year	Dividend declared but not credited to Government account	Remarks
(1)	(2)	(3)	(4)	(5)	(6)	(7)	(8)	(9)	(10)	(11)

(In Lakh of ₹)

**(B) GOVERNMENT COMPANIES - Contd.**

15.	Assam State Film (Finance and Development) Corporation Limited	1973-74	(a)	(a)	(a)	4.64	...	...		Accumulated profit is ₹ 29.38 lakh as on 31-03-2016
16.	Assam State Text Book Production and Publication Corporation Limited	1973-74	Equity Shares	1,500	100 each	15.00	...	...		Accumulated profit is ₹ 3,59.00 lakh as on 31-03-1996
		1979-80	Equity Shares	800	100 each	8.00	...	...		
17.	Assam Plantation Crop Development Corporation Limited	1976-77 to 1991-92	(a)	(a)	(a)	3,90.71	...	...		Accumulated loss is ₹ 4,20.00 lakh as on 31-03-2014

(a) Full particulars indicating numbers, type &amp; face value of shares have not been intimated (August 2021).

---



---

**19 - DETAILED STATEMENT OF INVESTMENTS OF THE GOVERNMENT**


---



---

**SECTION 1 : DETAILS OF INVESTMENTS UPTO 2020-21**

Sl. No.	Name of Concern	Year(s) of Investment	Details of investment			Amount invested	Per cent of Government investment to the total Paid-up Capital	Dividend received and credited to Govt. during the year	Dividend declared but not credited to Government account	Remarks
			Type	Number of Shares	Face value of each Share					
(1)	(2)	(3)	(4)	(5)	(6)	(7)	(8)	(9)	(10)	(11)
(In Lakh of ₹)										
<b>(B) GOVERNMENT COMPANIES – Contd.</b>										
18.	The Assam State Textile Corporation Limited	1979-80 to 1991-92	(a)	(a)	(a)	4,77.50	...	...		Accumulated loss is ₹ 36,79.09 lakh as on 31-03-2020
19.	Assam State Development Corporation for Scheduled Castes Limited	1986-87 to 2001-02	(a)	(a)	(a)	4,13.17	...	...		Accumulated loss is ₹ 32,39.51 lakh as on 31-03-2017
		2009-10	(a)	(a)	(a)	25.00	...	...		
		2011-12	(a)	(a)	(a)	25.00	...	...		
		2013-14	(a)	(a)	(a)	25.30	...	...		

---

(a) Full particulars indicating numbers, type & face value of shares have not been intimated (August 2021).

---



---

**19 - DETAILED STATEMENT OF INVESTMENTS OF THE GOVERNMENT**


---



---

**SECTION 1 : DETAILS OF INVESTMENTS UPTO 2020-21**
**Details of investment**

Sl. No.	Name of Concern	Year(s) of Investment	Type	Number of Shares	Face value of each Share	Amount invested	Per cent of Government investment to the total Paid-up Capital	Dividend received and credited to Govt. during the year	Dividend declared but not credited to Government account	Remarks
(1)	(2)	(3)	(4)	(5)	(6)	(7)	(8)	(9)	(10)	(11)
										(In Lakh of ₹)
<b>(B) GOVERNMENT COMPANIES - Contd.</b>										
20.	Assam State Development Corporation for Other Backward Classes Limited	1986-87 to 2007-08	(a)	(a)	(a)	1,89.13	...	...		Accumulated loss is ₹ 13,27.96 lakh as on 31-3-2019
		2008-09	(a)	(a)	(a)	10.00	...	...		
		2009-10	(a)	(a)	(a)	10.00	...	...		
		2011-12	(a)	(a)	(a)	10.00	...	...		
		2012-13	(a)	(a)	(a)	20.00	...	...		
		2013-14	(a)	(a)	(a)	20.00	...	...		
21.	Assam State Development Corporation for Scheduled Tribes	1993-94	(a)	(a)	(a)	9.00	...	...		The Corporation sustained a net loss of ₹ 92.67 lakh up to the year ending 31-3-1985
22.	Assam Electronic Development Corporation Limited	1985-86 to 2003-04	(a)	(a)	(a)	10,02.71	...	...		Accumulated profit is ₹ 25.16 lakh as on 31-03-2013
		2009-10	(a)	(a)	(a)	22,59.39	...	...		

(a) Full particulars indicating numbers, type & face value of shares have not been intimated (August 2021).

---



---

**19 - DETAILED STATEMENT OF INVESTMENTS OF THE GOVERNMENT**


---



---

**SECTION 1 : DETAILS OF INVESTMENTS UPTO 2020-21**
**Details of investment**

Sl. No.	Name of Concern	Year(s) of Investment	Type	Number of Shares	Face value of each Share	Amount invested	Per cent of Government investment to the total Paid-up Capital	Dividend received and credited to Govt. during the year	Dividend declared but not credited to Government account	Remarks
(1)	(2)	(3)	(4)	(5)	(6)	(7)	(8)	(9)	(10)	(11)
(In Lakh of ₹)										
<b>(B) GOVERNMENT COMPANIES – Contd.</b>										
23.	Assam State Fisheries Development Corporation Limited	1976-77 to 2003-04	(a)	(a)	(a)	1,12.44	...	...		Accumulated profit is ₹ 18,57.80 lakh as on 31-03-2017
24.	Assam Mineral Development Corporation Limited	1987-88 to 1997-98	(a)	(a)	(a)	4,63.15	...	...		Accumulated profit is ₹ 35,45.09 lakh as on 31-03-2018
		2011-12	(a)	(a)	(a)	3,78.00	...	...		
		2013-14	(a)	(a)	(a)	12,79.05	...	...		
25.	Assam Plain Tribes Development Corporation	2005-06 to 2007-08	(a)	(a)	(a)	26.00	...	...		Accumulated loss is ₹ 41,71.35 lakh as on 31-03-2019
		2008-09	(a)	(a)	(a)	10.00	...	...		
		2009-10	(a)	(a)	(a)	10.00	...	...		

(a) Full particulars indicating numbers, type & face value of shares have not been intimated (August 2021).

## 19 - DETAILED STATEMENT OF INVESTMENTS OF THE GOVERNMENT

### SECTION 1 : DETAILS OF INVESTMENTS UPTO 2020-21

Sl. No.	Name of Concern	Year(s) of Investment	Details of investment			Amount invested	Per cent of Government investment to the total Paid-up Capital	Dividend received and credited to Govt. during the year	Dividend declared but not credited to Government account	Remarks
			Type	Number of Shares	Face value of each Share					
(1)	(2)	(3)	(4)	(5)	(6)	(7)	(8)	(9)	(10)	(11)
(In Lakh of ₹)										
<b>(B) GOVERNMENT COMPANIES - Concl'd.</b>										
<b>Non-Working Companies</b>										
26.	Assam Spun Silk Mills Limited	1959-60 to 1968-69 to 1978-79 to 1999-2k	Equity Shares	80,337	100 each	80.48	100.00	...		Accumulated loss is ₹ 23,65.25 lakh as on 31-03-2014
			(a)	(a)	(a)	20,83.63	...	...		
27.	Assam Tanneries Limited	1960-61	Equity Shares	12,750 fully paid-up	10 each	1.27	57.90	...		
28.	Assam and Meghalaya Mineral Development Corporation Limited Guwahati	1964-65 to 1973-74 to 1983-84 to 1991-92	Equity Shares	2,281	1000 each	22.81	100.00	...		Accumulated loss is ₹ 9.00 lakh as on 31-03-1984
			(a)	(a)	(a)	12.55	...	...		
<b>Total - B - Government Companies</b>						<b>1,76,91.42</b>				

(a) Full particulars indicating numbers, type & face value of shares have not been intimated (August 2021).

---



---

**19 - DETAILED STATEMENT OF INVESTMENTS OF THE GOVERNMENT**


---



---

**SECTION 1 : DETAILS OF INVESTMENTS UPTO 2020-21**
**Details of investment**

Sl. No.	Name of Concern	Year(s) of Investment	Type	Number of Shares	Face value of each Share	Amount invested	Per cent of Government investment to the total Paid-up Capital	Dividend received and credited to Govt. during the year	Dividend declared but not credited to Government account	Remarks
(1)	(2)	(3)	(4)	(5)	(6)	(7)	(8)	(9)	(10)	(11)
										( In Lakh of ₹ )
<b>(C) JOINT STOCK COMPANIES</b>										
29.	Assam Saw Mills and Timber Co. Limited	1950-51	Ordinary Shares	1,66,666 fully paid-up	3 each	5.00	...	...		The Company earned net profit of ₹ 5.35 lakh as on 31-3-1978
30.	Associated Industries (Assam) Limited	1961-62	Redeemable Cumulative							
			i) Preference Shares (9.3 % taxable)	15,000	100 each	23.19	100.00	...		The results of working of the company for the year ending 31-3-1972 onwards have not been intimated by the department
			ii) Equity shares	81,950 fully paid-up	10 each		38.80	...		
31.	Indian Carbon Limited	1961-62 to 1963-64	Redeemable Cumulative Preference Shares (9.3 % taxable)	10,000	100 each	10.00	21.60	...		The results of working of the company for the year ending 30-06-1978 onwards has not been intimated by the department

---



---

**19 - DETAILED STATEMENT OF INVESTMENTS OF THE GOVERNMENT**


---



---

**SECTION 1 : DETAILS OF INVESTMENTS UPTO 2020-21**


---

**Details of investment**


---

Sl. No.	Name of Concern	Year (s) of Investment	Type	Number of Shares	Face value of each Share	Amount invested	Per cent of Government investment to the total Paid-up Capital	Dividend received and credited to Govt. during the year	Dividend declared but not credited to Government account	Remarks
(1)	(2)	(3)	(4)	(5)	(6)	(7)	(8)	(9)	(10)	(11)
(In Lakh of ₹)										
<b>(C) JOINT STOCK COMPANIES - Contd.</b>										
32.	Assam Hard Board Limited	1961-62 to 1963-64	Preference Shares (9.3 % taxable)	5,000	100 each	5.00	8.00	...		The accumulated loss as on 31-03-1975 was ₹ 87.18 lakh.
33.	Assam Bone Mills Limited	1962-63 to 1963-64	Redeemable Cumulative Preference Shares	250	100 each	0.25	34.00	...		The accumulated profit of ₹ 0.07 lakh as on 31-3-1978
34.	Assam Chemical and Pharmaceutical Limited	1961-62	Redeemable Preference Shares	500	100 each	0.50	47.00	...		The accumulated profit of ₹ 0.11 lakh as on 31-03-1978
35.	Everest Cycle Limited	1965-66	Cumulative Preference Shares at 9.3 % Redeemable after 10 years	5,000 (percentage of Govt. investment not intimated by the deptt.)	100 each	5.00	...	...		The results of working of the company for the period ending 30 <sup>th</sup> June 1978 onwards have not been intimated

---



---

**19 - DETAILED STATEMENT OF INVESTMENTS OF THE GOVERNMENT**


---



---

**SECTION 1 : DETAILS OF INVESTMENTS UPTO 2020-21**
**Details of investment**

Sl. No.	Name of Concern	Year (s) of Investment	Type	Number of Shares	Face value of each Share	Amount invested	Per cent of Government investment to the total Paid-up Capital	Dividend received and credited to Govt. during the year	Dividend declared but not credited to Government account	Remarks
(1)	(2)	(3)	(4)	(5)	(6)	(7)	(8)	(9)	(10)	(11)
(In Lakh of ₹)										
<b>(C) JOINT STOCK COMPANIES – Contd.</b>										
36.	Ashok Paper Mills Limited	1970-71 to 1975-76	Equity Shares	9,89,000	10 each	98.90	...	...		Accumulated loss is ₹ 99,43.13 lakh as on 31-03-2019
		1976-77 to 1991-92	(a)	(a)	(a)	2,82.39	...	...		
37.	Assam Tea Traders and Exporters Private Limited	1970-71	Equity Shares	250	100 each	0.35	...	...		The results of the corporation since 1970-71 have not been intimated
			Preference Shares	100	100 each					
38.	Central Road Transport Corporation Limited	1965-66 to 1991-92	Equity Shares	9,500	100 each	9.50	7.00	...		Accumulated loss is ₹ 2,59.47 lakh as on 31-03-1976

(a) Full particulars indicating numbers, type & face value of shares have not been intimated (August 2021).



---



---

**19 - DETAILED STATEMENT OF INVESTMENTS OF THE GOVERNMENT**


---



---

**SECTION 1 : DETAILS OF INVESTMENTS UPTO 2020-21**


---

Sl. No.	Name of Concern	Year (s) of Investment	Details of investment			Amount invested	Per cent of Government investment to the total Paid-up Capital	Dividend received and credited to Govt. during the year	Dividend declared but not credited to Government account	Remarks
			Type	Number of Shares	Face value of each Share					
(1)	(2)	(3)	(4)	(5)	(6)	(7)	(8)	(9)	(10)	(11)
										(In Lakh of ₹)
<b>(C) JOINT STOCK COMPANIES – Contd.</b>										
39.	Central Inland Water Transport Corporation	1973-76	Equity Shares	1,500	1000 each	15.00	7.00	...		Accumulated loss is ₹ 15,98.22 lakh as on 31-03-1976
		1977-92	(a)	(a)	(a)	70.65	...	...		
40.	Inland Water Transport	1987-88 to 1990-91	(a)	(a)	(a)	1,11.39	...	...		The corporation was incorporated in 1987. The results of working of the corporation for the years ending 31-3-1988 onwards are awaited
41.	Indian Refineries Limited	1959-60 to 1991-92	(a)	(a)	(a)	1,00.25	...	...		Out of ₹ 1,00.25 lakh, ₹ 52.65 lakh represent the cost of land acquired by the Government of Assam for the Indian Refineries Limited. The Government of India has agreed to convert the value of land acquired for the purpose into “Equity Shares” of ₹ 1000/- each as investment of the Government of Assam in the Indian Refineries Limited after receipt and examination of valuation reports

---

(a) Full particulars indicating numbers, type & face value of shares have not been intimated (August 2021).

## 19 - DETAILED STATEMENT OF INVESTMENTS OF THE GOVERNMENT

### SECTION 1 : DETAILS OF INVESTMENTS UPTO 2020-21

Sl. No.	Name of Concern	Year (s) of Investment	Details of investment			Amount invested	Per cent of Government investment to the total Paid-up Capital	Dividend received and credited to Govt. during the year	Dividend declared but not credited to Government account	Remarks
			Type	Number of Shares	Face value of each Share					
(1)	(2)	(3)	(4)	(5)	(6)	(7)	(8)	(9)	(10)	(11)
(In Lakh of ₹)										
<b>(C) JOINT STOCK COMPANIES- Concl'd.</b>										
42.	Numaligarh Refinery Limited	1996-97 to 1999-2000	(a)	(a)	(a)	10,56.63	...	...		
43.	National Projects Construction Corporation Limited, Guwahati	1959-60 to 1991-92	Equity Shares	1000 fully paid-up	1000 each	10.00	7.50	...		The accumulated loss is ₹ 2.31 lakh as on 31-03-1975
44.	Brahmaputra Cracker and Polymer Limited (BCPL)	2014-15	(a)	(a)	(a)	1.00	...	...		
45.	Assam Chemical and Petrochemical Limited (ACPL)	2014-15 2016-17 2017-18 2018-19 2019-20	(a) (a) (a) (a) (a)	(a) (a) (a) (a) (a)	(a) (a) (a) (a) (a)	11,00.00 36,75.53 14,68.78 68,53.69 20,00.00	...	...		The accumulated profit is ₹ 9,04.15 lakh as on 31-03-2020
<b>TOTAL - C - JOINT STOCK COMPANIES</b>						<b>1,69,03.00</b>				

(a) Full particulars indicating numbers, type & face value of shares have not been intimated (August 2021).

---



---

**19 - DETAILED STATEMENT OF INVESTMENTS OF THE GOVERNMENT**


---



---

**SECTION 1 : DETAILS OF INVESTMENTS UPTO 2020-21**


---

**Details of investment**


---

Sl. No.	Name of Concern	Year (s) of Investment	Type	Number of Shares	Face value of each Share	Amount invested	Per cent of Government investment to the total Paid-up Capital	Dividend received and credited to Govt. during the year	Dividend declared but not credited to Government account	Remarks
(1)	(2)	(3)	(4)	(5)	(6)	(7)	(8)	(9)	(10)	(11)
										(In Lakh of ₹)
<b>(D) CO-OPERATIVE BANKS, SOCIETIES ETC.</b>										
46.	Credit Co-operatives (921)	Upto 1977-78	Ordinary Shares	39,000 2,500 44,000	10 each 20 each 50 each	76.10	...	...		
			Redeemable Shares	25,500 1,42,000 1,000 900	100 each 10 each 100 each 1000 each					(b)
		1977-78 to 1999-2K	(a)	(a)	(a)	9,44.89	...	...		
		2003-04	(a)	(a)	(a)	50.00	...	...		
47.	Housing Co-operatives	1977-78 to 2008-09	(a)	(a)	(a)	8,65.14	...	...		
		2009-10	(a)	(a)	(a)	2,31.47	...	...		(b)
		2011-12	(a)	(a)	(a)	1,09.90	...	...		
		2012-13	(a)	(a)	(a)	40.00	...	...		

(a) Full particulars indicating numbers, type & face value of shares have not been intimated (August 2021).

(b) The result of working of Bank/Mills/Societies for the years ended 30 June 1972 onwards have not been intimated (August 2021).

---



---

**19 - DETAILED STATEMENT OF INVESTMENTS OF THE GOVERNMENT**


---



---

**SECTION 1 : DETAILS OF INVESTMENTS UPTO 2020-21**

Sl. No.	Name of Concern	Year(s) of Investment	Details of investment			Amount invested	Per cent of Government investment to the total Paid-up Capital	Dividend received and credited to Govt. during the year	Dividend declared but not credited to Government account	Remarks
			Type	Number of Shares	Face value of each Share					
(1)	(2)	(3)	(4)	(5)	(6)	(7)	(8)	(9)	(10)	(11)
(In Lakh of ₹)										
<b>(D) CO-OPERATIVE BANKS, SOCIETIES ETC. - Contd.</b>										
48.	Labour Co-operatives (6)	Upto 1991-92	Ordinary Shares	1,200	10 each	1,11.64	...	...		(b)
49.	Farming Co-operatives (162)	Upto 1977-78	Redeemable Shares	43,021	10 each	4.30	....	....		
		1978-79 to 1997-98	(a)	(a)	(a)	60.19	...	...		(b)
50.	Warehousing and Marketing Co-operatives (293)	1977-78	Ordinary Shares	20,000	5 each	63.07	...	...		
		1977-78 to 1997-98	Redeemable Shares	93,000	20 each					
				10	1000 each					
				2,08,987	10 each	4,11.50	...	...		(b)
				59,875	20 each					
				10,500	100 each					

(a) Full particulars indicating numbers, type & face value of shares have not been intimated (August 2021).

(b) The result of working of Bank/Mills/Societies for the years ended 30 June 1972 onwards have not been intimated (August 2021).

---



---

**19 - DETAILED STATEMENT OF INVESTMENTS OF THE GOVERNMENT**


---



---

**SECTION 1 : DETAILS OF INVESTMENTS UPTO 2020-21**
**Details of investment**

Sl. No.	Name of Concern	Year(s) of Investment	Type	Number of Shares	Face value of each Share	Amount invested	Per cent of Government investment to the total Paid-up Capital	Dividend received and credited to Govt. during the year	Dividend declared but not credited to Government account	Remarks
(1)	(2)	(3)	(4)	(5)	(6)	(7)	(8)	(9)	(10)	(11)
(In Lakh of ₹)										
<b>(D) CO-OPERATIVE BANKS, SOCIETIES ETC. - Contd.</b>										
51.	Processing Co-operatives (16)	Upto 1977-78	Ordinary Shares	4,000	10 each	0.40	...	...		
		1977-78 to 2006-07	(a)	(a)	(a)	15,78.79	...	...		(b)
		2009-10	(a)	(a)	(a)	1,00.00	...	...		
		2010-11	(a)	(a)	(a)	20.00	...	...		
		2012-13	(a)	(a)	(a)	20.00	...	...		
52.	Dairy Co-operatives	1979-80 to 1998-99	(a)	(a)	(a)	33.51	...	...		(b)
		2008-09	(a)	(a)	(a)	1,09.00	...	...		
		2009-10	(a)	(a)	(a)	90.00	...	...		
		2010-11	(a)	(a)	(a)	1,50.00	...	...		
53.	Fishermen's Co-operatives	Upto 1977-78	Redeemable Shares	1,200	50 each	0.60	...	...		
		1978-79 to 2005-06	(a)	(a)	(a)	1,30.25	...	...		(b)
		2009-10	(a)	(a)	(a)	14.65	...	...		
		2011-12	(a)	(a)	(a)	15.00	...	...		

(a) Full particulars indicating numbers, type & face value of shares have not been intimated (August 2021).

(b) The result of working of Bank/Mills/Societies for the years ended 30 June 1972 onwards have not been intimated (August 2021).

---



---

**19 - DETAILED STATEMENT OF INVESTMENTS OF THE GOVERNMENT**


---



---

**SECTION 1 : DETAILS OF INVESTMENTS UPTO 2020-21**

Sl. No.	Name of Concern	Year(s) of Investment	Details of investment			Amount invested	Per cent of Government investment to the total Paid-up Capital	Dividend received and credited to Govt. during the year	Dividend declared but not credited to Government account	Remarks
			Type	Number of Shares	Face value of each Share					
(1)	(2)	(3)	(4)	(5)	(6)	(7)	(8)	(9)	(10)	(11)
										(In Lakh of ₹)
<b>(D)</b>	<b>CO-OPERATIVE BANKS, SOCIETIES ETC. - Contd.</b>									
54.	Co-operative Sugar Mills	Upto 1975-76 1976-77 to 2006-07 2007-08	Preference Shares  (a) (a)	73,500  (a) (a)	50 each  (a) (a)	38.75  5,06.76 5.98	... ... ... ...	... ... ... ...		Accumulated loss is ₹ 12,50.78 lakh as on 31-03-1986
55.	Co-operative Spinning Mills	1979-92	(a)	(a)	(a)	1,45.50	...	...		
56.	Industrial Co-operatives	Upto 1977-78 1978-95	Ordinary Shares Redeemable Shares	2,14,950 10,000	20 each 100 each	52.99 9,92.75	... ...	... ...		
		2010-11 2011-12 2012-13	(a) (a) (a)	(a) (a) (a)	(a) (a) (a)	1,68.31 80.00 40.00	... ... ...	... ... ...		
57.	Consumer's Co-operatives	Upto 1977-78 1979- 07 2008-09	Redeemable Shares (a) (a)	89,700 2,800 (a) (a)	10 each 20 each (a) (a)	10.38  4,35.93 30.00	... ... ...	... ... ...		(b)

(a) Full particulars indicating numbers, type &amp; face value of shares have not been intimated (August 2021).

(b) The result of working of Bank/Mills/Societies for the years ended 30 June 1972 onwards have not been intimated (August 2021).

---



---

**19 - DETAILED STATEMENT OF INVESTMENTS OF THE GOVERNMENT**


---



---

**SECTION 1 : DETAILS OF INVESTMENTS UPTO 2020-21**

Sl. No.	Name of Concern	Year(s) of Investment	Details of investment			Amount invested	Per cent of Government investment to the total Paid-up Capital	Dividend received and credited to Govt. during the year	Dividend declared but not credited to Government account	Remarks
			Type	Number of Shares	Face value of each Share					
(1)	(2)	(3)	(4)	(5)	(6)	(7)	(8)	(9)	(10)	(11)
										(In Lakh of ₹)
<b>(D) CO-OPERATIVE BANKS, SOCIETIES ETC. - Contd.</b>										
58.	Other Co-operatives (39)	Upto 2006-07	Ordinary Shares	2200	10 each	9,38.38	...	...		
		2009-10	(a)	(a)	(a)	1,06.00	...	...		(b)
		2011-12	(a)	(a)	(a)	53.00	...	...		
		2012-13	(a)	(a)	(a)	1,00.00	...	...		
59.	Assam Central Co-operative Land Mortgage Bank	Upto 2004-05	(a)	(a)	(a)	2,22.87	...	...		
		2009-10	(a)	(a)	(a)	2,00.00	...	...		(b)
		2010-11	(a)	(a)	(a)	50.00	...	...		
		2011-12	(a)	(a)	(a)	66.00	...	...		
		2012-13	(a)	(a)	(a)	50.00	...	...		
60.	Poultry Co-operative	Upto 1995-96	(a)	(a)	(a)	5.49	...	...		Accumulated loss is ₹ 0.91 lakh as on 31-3-1986
61.	Rural Co-operative	Upto 2006-07	(a)	(a)	(a)	13,59.60	...	...		
		2008-09	(a)	(a)	(a)	39.00	...	...		(b)
		2009-10	(a)	(a)	(a)	9.00	...	...		
		2011-12	(a)	(a)	(a)	5.00	...	...		

(a) Full particulars indicating numbers, type &amp; face value of shares have not been intimated (August 2021).

(b) The result of working of Bank/Mills/Societies for the years ended 30 June 1972 onwards have not been intimated (August 2021).

## 19 - DETAILED STATEMENT OF INVESTMENTS OF THE GOVERNMENT

### SECTION 1 : DETAILS OF INVESTMENTS UPTO 2020-21

Sl. No.	Name of Concern	Year(s) of Investment	Details of investment			Amount invested	Per cent of Government investment to the total Paid-up Capital	Dividend received and credited to Govt. during the year	Dividend declared but not credited to Government account	Remarks
			Type	Number of Shares	Face value of each Share					
(1)	(2)	(3)	(4)	(5)	(6)	(7)	(8)	(9)	(10)	(11)
(In Lakh of ₹)										
<b>(D) CO-OPERATIVE BANKS, SOCIETIES ETC. – Concl'd.</b>										
62.	Assam State Co-operative Marketing & Development Consumers Federation (STATEFED) Limited	2005-06	(a)	(a)	(a)	6.36	...	...		(b)
63.	Assam Polyester Co-operative Society Limited	2008-09	(a)	(a)	(a)	35.00	...	...		(b)
64.	Regional Rural Bank	2006-07	(a)	(a)	(a)	8,40.10	...	...		(b)
		2009-10	(a)	(a)	(a)	2,13.76	...	...		
		2010-11	(a)	(a)	(a)	62.00	...	...		
65.	Urban and Industrial Co-operative Bank	2016-17	(a)	(a)	(a)	10,10.22	...	...		(b)
		2017-18	(a)	(a)	(a)	50.00	...	...		
66.	Assam Co-operative Jute Mills	2020-21	(a)	(a)	(a)	3,32.52	...	...		(b)
<b>Total - D - Co-operative Banks, Societies etc.</b>						<b>1,34,92.05</b>				
<b>Total - (A) (B) (C) &amp; (D)</b>						<b>26,40,44.18</b>		<b>4,81,88.83</b>		(c)

(a) Full particulars indicating numbers, type & face value of shares have not been intimated (August 2021).

(b) Result of working of Bank / Mills / Societies for the years ended 30 June 1972 onwards have not been intimated (August 2021).

(c) The detailed break-up of the dividend credited to Government account has not been intimated & as such could not be shown against any particular concern.

The information has been compiled on the basis of accounts and sanctions received by the Accountant General (A&E). Please refer to Para 3 (iv) at Page 54 of Notes to Accounts of Vol-I.

@ Source of data in remarks column: Office of the Principal Accountant (Audit) Assam



## 20 – DETAILED STATEMENT OF GUARANTEES GIVEN BY THE GOVERNMENT

### I. Class-wise details for Guarantees:

(In Lakh of ₹)

[illegible]

## 20 – DETAILED STATEMENT OF GUARANTEES GIVEN BY THE GOVERNMENT

(In Lakh of ₹)

[illegible]

---



---

**20 – DETAILED STATEMENT OF GUARANTEES GIVEN BY THE GOVERNMENT**


---



---

(In Lakh of ₹)

Class *	Maximum amount guaranteed	Outstanding at the beginning of the year (2020-21)		Additions during the year (2020-21)	Deletions (other than invoked) during the year (2020-21)	Invoked during the year (2020-21)		Outstanding at the end of the year (2020-21)		Guarantee Commission or fee		Other material details
		Principal	Interest			Discharged	Not Discharged	Principal	Interest	Receivable	Received	
1	2	3	4	5	6	7	8	9	10	11	12	13
(xiii) Housing and Urban Development Corporation Limited (Barpeta Municipal Board)	62.39	---	---	---	---	---	---	---	---	---	---	---
(xiv) Housing and Urban Development Corporation Limited (Hojai Municipal Board)	1,62.46	---	---	---	---	---	---	---	---	---	---	---
<b>Grand Total -</b>	<b>4,82,24.85</b>	<b>50,57.04</b>	<b>32,84.94</b>	<b>---</b>	<b>8,32.48</b>	<b>---</b>	<b>---</b>	<b>42,24.56</b>	<b>35,46.75</b>	<b>---</b>	<b>---</b>	<b>---</b>

\* Number of guarantees issued not furnished by the State Government.

---



---

**20 – DETAILED STATEMENT OF GUARANTEES GIVEN BY THE GOVERNMENT**


---



---

**II. Sector-wise details for each Class for Guarantees:**

(In lakh of ₹)

Sector *	Maximum amount guaranteed	Outstanding at the beginning of the year (2020-21)		Additions during the year (2020-21)	Deletions (other than invoked) during the year (2020-21)	Invoked during the year (2020-21)		Outstanding at the end of the year (2020-21)		Guarantee Commission or fee		Other material details
		Principal	Interest			Discharged	Not Discharged	Principal	Interest	Receivable	Received	
1	2	3	4	5	6	7	8	9	10	11	12	13
<b>1. Power Sector (Statutory)</b>												
(i) Assam Power Distribution Company Limited	2,47,84.00	---	---	---	---	---	---	---	---	---	---	---
(ii) Assam Power Generation Corporation Limited.	1,25,00.00	14,60.00	---	---	8,32.48	---	---	6,27.52	---	---	---	---
<b>Total - Power Sector</b>	<b>3,72,84.00</b>	<b>14,60.00</b>	<b>---</b>	<b>---</b>	<b>8,32.48</b>	<b>---</b>	<b>---</b>	<b>6,27.52</b>	<b>---</b>	<b>---</b>	<b>---</b>	<b>---</b>
<b>2. Co-operative Sector</b>												
(iii) Assam state Co-operative Marketing and Consumer Federation Limited.	2,96.00	---	---	---	---	---	---	---	---	---	---	---
(iv) Assam State Cooperative Agriculture and Rural Development (ASCARD) Bank Limited.	20,00.00	2,14.45	4,12.00	---	---	---	---	2,14.45	4,12.87	---	---	---

---



---

**20 – DETAILED STATEMENT OF GUARANTEES GIVEN BY THE GOVERNMENT**


---



---

(In lakh of ₹)

Sector *	Maximum amount guaranteed	Outstanding at the beginning of the year (2020-21)		Additions during the year (2020-21)	Deletions (other than invoked) during the year (2020-21)	Invoked during the year (2020-21)		Outstanding at the end of the year (2020-21)		Guarantee Commission or fee		Other material details
		Principal	Interest			Discharged	Not Discharged	Principal	Interest	Receivable	Received	
1	2	3	4	5	6	7	8	9	10	11	12	13
(vi) Assam State Cooperative Housing Federation Limited. (HOUSEFED)	51,83.00	---	---	---	---	---	---	---	---	---	---	---
<b>Total – Co-operative</b>	<b>74,79.00</b>	<b>2,14.45</b>	<b>4,12.00</b>	---	---	---	---	<b>2,14.45</b>	<b>4,12.87</b>	---	---	---
<b>3. Any Other</b>												
(i) Assam Electronics Development Corporation Limited. (AMTRON)	5,00.00	---	---	---	---	---	---	---	---	---	---	---
(ii) Assam State Development Corporation for OBC Limited.	4,00.00	---	1,18.34	---	---	---	---	---	1,18.51	---	---	---
(iii) Assam Plains Tribes Development Corporation Limited.	4,00.00	15,25.81	19,43.66	---	---	---	---	15,25.81	21,21.31	---	---	---
(iv) Assam State Development Corporation for Scheduled Castes Limited	5,00.00	4,15.04	2,86.14	---	---	---	---	4,15.04	3,02.74	---	---	---

---



---

**20 – DETAILED STATEMENT OF GUARANTEES GIVEN BY THE GOVERNMENT**


---



---

(In lakh of ₹)

Sector *	Maximum amount guaranteed	Outstanding at the beginning of the year (2020-21)		Additions during the year (2020-21)	Deletions (other than invoked) during the year (2020-21)	Invoked during the year (2020-21)		Outstanding at the end of the year (2020-21)		Guarantee Commission or fee		Other material details
		Principal	Interest			Discharged	Not Discharged	Principal	Interest	Receivable	Received	
1	2	3	4	5	6	7	8	9	10	11	12	13
(v) Assam State Development Corporation for Scheduled Castes Limited	4,00.00	5,54.48	81.41	---	---	---	---	5,54.48	1,03.59	---	---	---
(vi) Assam Minorities Development and Finance Corporation Limited.	10,00.00	8,87.26	4,43.39	---	---	---	---	8,87.26	4,87.73	---	---	---
(vii) Amguri Town Committee	37.00	---	---	---	---	---	---	---	---	---	---	---
(viii) Barpeta Municipal Board	62.39	---	---	---	---	---	---	---	---	---	---	---
(ix) Hojai Municipal Board	1,62.46	---	---	---	---	---	---	---	---	---	---	---
<b>Total - Any other</b>	<b>34,61.85</b>	<b>33,82.59</b>	<b>28,72.94</b>	<b>---</b>	<b>---</b>	<b>---</b>	<b>---</b>	<b>33,82.59</b>	<b>31,33.88</b>	<b>---</b>	<b>---</b>	<b>---</b>
<b>GRAND TOTAL -</b>	<b>4,82,24.85</b>	<b>50,57.04</b>	<b>32,84.94</b>	<b>---</b>	<b>8,32.48</b>	<b>---</b>	<b>---</b>	<b>42,24.56</b>	<b>35,46.75</b>	<b>---</b>	<b>---</b>	<b>---</b>

# This disclosure statement is prepared based on data furnished by the State Government.

\* Number of guarantees issued not furnished by the State Government.

---

---

**20 – DETAILED STATEMENT OF GUARANTEES GIVEN BY THE GOVERNMENT**

---

---

**EXPLANATORY NOTES**

- 1. Guarantee Redemption Fund:** The State Government has set up Guarantee Redemption Fund as communicated vide their letter No. FEA.120/2001/94 dated 15 September 2009 and Revised Scheme for (GRF) issued vide their No.FEA.120/2001/151 dated 04 April 2012.
- 2.** The State Legislature has passed “The Assam Fiscal Responsibilities and Budget Management Act, 2005” laying down the limits within which State Government may give guarantees on the security of the Consolidated Fund of the State. Under the Act, the State Government shall ensure that Government guarantees to be restricted at any point of time to 50% of the State’s own tax and non-tax revenue of the second preceding year, as reflected in the books of accounts maintained by the Accountant General (A&E). The total outstanding guarantees to the extent of ₹ 77.72 crore against 50% of the State’s own tax and non-tax revenue of the second preceding year i.e., 2018-19 amounting to ₹ 2,41,46.14 crore which is within limit.
- 3. Details of Guarantees invoked:** No guarantee was invoked during 2020-21.
- 4. Details of ‘Letter of Comfort’ issued during the year:** No letter of comfort was issued during 2020-21.

**21 - DETAILED STATEMENT ON CONTINGENCY FUND AND OTHER PUBLIC ACCOUNT TRANSACTIONS**

Head of Account		Opening Balance as on 1 April 2020		Receipts	Disbursements	Closing Balance on 31 March 2021		Net Increase(+)/ Decrease(-)	
				(In lakh of ₹)				Amount	Percent
Part II - Contingency Fund									
CONTINGENCY FUND									
8000 Contingency Fund									
201	Appropriation from the Consolidated Fund	Cr.	2,00,00.00	---	---	Cr.	2,00,00.00	---	---
Total - CONTINGENCY FUND		Cr	2,00,00.00	---	---	Cr.	2,00,00.00	---	---
Part III - Public Account									
I. SMALL SAVINGS, PROVIDENT FUNDS, ETC.									
(b) Provident Funds									
8009 State Provident Funds									
01 Civil									
101	General Provident Funds	Cr.	1,29,26,30.50	21,89,60.49	12,72,93.42	Cr.	1,38,42,97.57	(+)9,16,67.07	(+)7
102	Contributory Provident Fund	Cr.	56.90	---	---	Cr.	56.90	---	---
104	All India Services Provident Fund	Cr.	66,14.14	12,07.39	1,16.73	Cr.	77,04.80	(+)10,90.66	(+)16
60 Other Provident Funds									
103	Other Miscellaneous Provident Funds	Cr.	4.27	---	---	Cr.	4.27	---	---
Total - 8009 State Provident Funds		Cr.	1,29,93,05.81	22,01,67.88	12,74,10.15	Cr.	1,39,20,63.54	(+)9,27,57.73	(+)7
Total - (b) Provident Funds		Cr.	1,29,93,05.81	22,01,67.88	12,74,10.15	Cr.	1,39,20,63.54	(+)9,27,57.73	(+)7
(c) Other Accounts									
8010 Trusts and Endowments									
105	Other Trusts	Cr.	0.69	---	---	Cr.	0.69	---	---
Total - 8010 Trusts and Endowments		Cr.	0.69	---	---	Cr.	0.69	---	---
8011 Insurance and Pension Funds									
107	State Government Employees' Group Insurance Scheme	Cr.	1,63,45.29	1,08,72.79	1,47,45.47	Cr.	1,24,72.61	(-)38,72.68	(-)24



## 21 - DETAILED STATEMENT ON CONTINGENCY FUND AND OTHER PUBLIC ACCOUNT TRANSACTIONS

Head of Account	Opening Balance as on 1 April 2020	Receipts	Disbursements	Closing Balance on 31 March 2021	Net Increase(+)/ Decrease(-)			
					Amount	Percent		
							(In lakh of ₹)	
I. SMALL SAVINGS, PROVIDENT FUNDS, ETC. – Concl'd.								
(c) Other Accounts – Concl'd.								
8011 Insurance and Pension Funds – Concl'd.								
Total - 8011 Insurance and Pension Funds	Cr.	1,63,45.29	1,08,72.79	1,47,45.47	Cr.	1,24,72.61	(-)38,72.68	(-)24
Total - (c) Other Accounts	Cr.	1,63,45.98	1,08,72.79	1,47,45.47	Cr.	1,24,73.30	(-)38,72.68	(-)24
Total - I. SMALL SAVINGS, PROVIDENT FUNDS, ETC.	Cr.	1,31,56,51.79	23,10,40.67	14,21,55.62	Cr.	1,40,45,36.84	(+)8,88,85.05	(+)7
J. RESERVE FUND								
(a) Reserve Funds bearing Interest								
8121 General and Other Reserve Funds								
122 State Disaster Response Fund	Cr.	7,25,23.36	6,43,50.00	6,00,29.94(a)	Cr.	7,68,43.42	(+)43,20.06	(+)6
129 State Compensatory Afforestation Fund ( SCAF)	Cr.	5,60,80.74	---	---	Cr.	5,60,80.74	---	---
Total - 8121 General and Other Reserve Funds	Cr.	12,86,04.10	6,43,50.00	6,00,29.94	Cr.	13,29,24.16	(+)43,20.06	(+)3
Total - (a) Reserve Funds bearing Interest	Cr.	12,86,04.10	6,43,50.00	6,00,29.94	Cr.	13,29,24.16	(+)43,20.06	(+)3
(b) Reserve Funds not bearing Interest								
8222 Sinking Funds								
01 Appropriation for reduction or avoidance of Debt								
101 Sinking Funds	Cr.	43,08,56.46	4,79,78.64(b)	7,99,99.92 (c)	Cr.	39,88,35.18	(-)3,20,21.28	(-)7
02 Sinking Fund Investment Account								
101 Sinking Fund-Investment Account	Dr.	43,01,33.19	7,32,06.10	4,11,84.82 #	Dr.	39,81,11.91	(-)3,20,21.28	(-)7
Total - 8222 Sinking Funds	Cr.	7,23.27	12,11,84.74	12,11,84.74	Cr.	7,23.27	---	---
Gross Investment	Cr.	43,08,56.46	4,79,78.64	7,99,99.92	Cr.	39,88,35.18	(-)3,20,21.28	(-)7
	Dr.	43,01,33.19	7,32,06.10	4,11,84.82	Dr.	39,81,11.91	(-)3,20,21.28	(-)7

(a) It includes adjustment of calamity related expenditure of ₹ 6,00,29.94 lakh pertaining to 2020-21. (b) It includes ₹ 1,00,00.00 lakh contribution during the year and interest ₹ 3,11,84.82 lakh earned on investment from Sinking Fund and ₹ 67,93.82 lakh interest due to disinvestment (c) It includes ₹ 67,93.82 lakh interest paid due to disinvestment # It includes reinvestment of interest.

**21 - DETAILED STATEMENT ON CONTINGENCY FUND AND OTHER PUBLIC ACCOUNT TRANSACTIONS**

Head of Account	Opening Balance as on 1 April 2020	Receipts	Disbursements	Closing Balance on 31 March 2021	Net Increase(+)/ Decrease(-)	
					Amount	Percent
(In lakh of ₹)						
J. RESERVE FUND – Contd.						
(b) Reserve Funds not bearing Interest – Contd.						
8225 Roads and Bridges Fund						
02 State Roads and Bridges Fund						
101 State Road and Bridges Fund	Cr. 1,22.63	---	---	Cr. 1,22.63	---	---
Total - 8225 Roads and Bridges Fund	Cr. 1,22.63	---	---	Cr. 1,22.63	---	---
8226 Depreciation/Renewal Reserve Fund						
101 Depreciation Reserve Funds of Govt. Commercial Department/ Undertakings	Cr. 1.97	---	---	Cr. 1.97	---	---
102 Depreciation Reserve Funds of Govt. Non- Commercial Departments	Cr. 9.87	---	---	Cr. 9.87	---	---
Total - 8226 Depreciation/Renewal Reserve Fund	Cr. 11.84	---	---	Cr. 11.84	---	---
8229 Development and Welfare Funds						
101 Development Funds for Educational Purposes	Cr. 1.70	---	---	Cr. 1.70	---	---
103 Development Funds for Agricultural Purposes	Cr. 6.00	---	---	Cr. 6.00	---	---
104 Development Funds for Animal Husbandry Purposes	Cr. 0.25	---	---	Cr. 0.25	---	---
200 Other Development and Welfare Fund	Cr. 2,94.72	---	---	Cr. 2,94.72	---	---
Fund Account	Cr. 3,36.49	---	---	Cr. 3,36.49	---	---
Investment Account	Dr. 41.77	---	---	Dr. 41.77	---	---
Total - 8229 Development and Welfare Funds	Cr. 3,02.67	---	---	Cr. 3,02.67	---	---
Gross	Cr. 3,44.44	---	---	Cr. 3,44.44	---	---
Investment	Dr. 41.77	---	---	Dr. 41.77	---	---

**21 - DETAILED STATEMENT ON CONTINGENCY FUND AND OTHER PUBLIC ACCOUNT TRANSACTIONS**

Head of Account		Opening Balance as on 1 April 2020		Receipts	Disbursements	Closing Balance on 31 March 2021		Net Increase(+)/ Decrease(-)	
						(In lakh of ₹)		Amount	Percent
<b>J. RESERVE FUND – Concl'd.</b>									
<i>(b) Reserve Funds not bearing Interest – Concl'd.</i>									
<b>8235 General and Other Reserve Funds</b>									
101	General Reserve Funds of Government	Cr.	27.79	---	---	Cr.	27.79	---	---
	Commercial Departments/ Undertakings								
102	Zamindary Abolition Fund	Cr.	2,04.03	---	---	Cr.	2,04.03	---	---
103	Religious and Charitable Endowment Funds	Cr.	0.07	---	---	Cr.	0.07	---	---
117	Guarantee Redemption Fund	Cr.	53,06.74	4,14.94(a)	---	Cr.	57,21.68	(+)4,14.94	(+)8
120	Guarantee Redemption Fund - Investment Account	Dr.	53,06.74	---	4,14.94(b)	Dr.	57,21.68	(+)4,14.94	(+)8
200	Other Funds	Cr.	53.62	---	---	Cr.	53.62	---	---
<b>Total - 8235 General and Other Reserve Funds</b>		Cr.	<b>2,85.51</b>	<b>4,14.94</b>	<b>4,14.94</b>	Cr.	<b>2,85.51</b>	<b>---</b>	<b>---</b>
		Cr.	<b>55,92.25</b>	<b>4,14.94</b>	---	Cr.	<b>60,07.19</b>	<b>(+)4,14.94</b>	<b>(+)7</b>
<b>Gross Investment</b>		Dr.	<b>53,06.74</b>	---	<b>4,14.94</b>	Dr.	<b>57,21.68</b>	<b>(+)4,14.94</b>	<b>(+)8</b>
<b>Total - (b) Reserve Funds not bearing Interest</b>		Cr.	<b>14,45.92</b>	<b>12,15,99.68</b>	<b>12,15,99.68</b>	Cr.	<b>14,45.92</b>	<b>---</b>	<b>---</b>
<b>Total - J Reserve Funds</b>		Cr.	<b>56,55,31.71</b>	<b>11,27,43.58</b>	<b>14,00,29.86</b>	Cr.	<b>53,82,45.43</b>	<b>(-)2,72,86.28</b>	<b>(-)5</b>
<b>Gross Investment</b>		Dr.	<b>43,54,81.69</b>	<b>7,32,06.10</b>	<b>4,15,99.76</b>	Dr.	<b>40,38,75.35</b>	<b>(-)3,16,06.34</b>	<b>(-)7</b>
<b>K. DEPOSIT AND ADVANCES</b>									
<i>(a) Deposits bearing Interest</i>									
<b>8336 Civil Deposits</b>									
101	Security Deposits	Cr.	31.85	---	---	Cr.	31.85	---	---

(a) It represent interest amount of ₹ 4,14.94 lakh earned on investment from GRF. (b) It represent reinvestment of interest amount ₹ 4,14.94 lakh

**21 - DETAILED STATEMENT ON CONTINGENCY FUND AND OTHER PUBLIC ACCOUNT TRANSACTIONS**

Head of Account		Opening Balance as on 1 April 2020		Receipts	Disbursements	Closing Balance on 31 March 2021		Net Increase(+)/ Decrease(-)		
								Amount	Percent	
(In lakh of ₹)										
K. DEPOSIT AND ADVANCES – Contd.										
(a) Deposits bearing Interest – Concl'd.										
8336 Civil Deposits – Concl'd.										
800 Other Deposits	Cr.	42.79		---		---	Cr.	42.79	---	---
Total - 8336 Civil Deposits	Cr.	74.64		---		---	Cr.	74.64	---	---
8338 Deposits of Local Funds										
101 Deposits of Municipal Corporations	Cr.	1.07		---		---	Cr.	1.07	---	---
Total - 8338 Deposits of Local Funds	Cr.	1.07		---		---	Cr.	1.07	---	---
8342 Other Deposits										
103 Deposits of Government Companies, Corporations etc.	Cr.	40.00		---		---	Cr.	40.00	---	---
117 Defined Contributory Pension Scheme for Government Servants	Cr.	3,41,82.42	17,95,77.40		18,20,85.14		Cr.	3,16,74.68	(-)25,07.74	(-)7
120 Miscellaneous Deposits	Cr.	17,35.89	5,25.18		---		Cr.	22,61.07	(+)5,25.18	(+)30
Total - 8342 Other Deposits	Cr.	3,59,58.31	18,01,02.58		18,20,85.14		Cr.	3,39,75.75	(-)19,82.56	(-)6
Total - (a) Deposits bearing Interest	Cr.	3,60,34.02	18,01,02.58		18,20,85.14		Cr.	3,40,51.46	(-)19,82.56	(-)6
(b) Deposits not bearing Interest										
8443 Civil Deposits										
101 Revenue Deposits	Cr.	1,18,34.86	3,91.08		8,98.95		Cr.	1,13,26.99	(-)5,07.87	(-)4
102 Customs and opium Deposits	Cr.	9,35.76	11.06		25.80		Cr.	9,21.02	(-)14.74	(-)2
103 Security Deposit	Cr.	1,44,48.62	75,46.68		39,97.99		Cr.	1,79,97.31	(+)35,48.69	(+)25
104 Civil Court Deposit	Cr.	1,21,70.37	16,98.04		2,20.64		Cr.	1,36,47.77	(+)14,77.40	(+)12
105 Criminal Court Deposit	Cr.	1,37,65.85	9,15.79		1,07.38		Cr.	1,45,74.26	(+)8,08.41	(+)6
106 Personal Deposits	Cr.	57.28	---		---		Cr.	57.28	---	---

**21 - DETAILED STATEMENT ON CONTINGENCY FUND AND OTHER PUBLIC ACCOUNT TRANSACTIONS**

Head of Account	Opening Balance as on 1 April 2020	Receipts	Disbursements	Closing Balance on 31 March 2021	Net Increase(+)/ Decrease(-)	
					Amount	Percent
(In lakh of ₹)						
K. DEPOSIT AND ADVANCES – Contd.						
(b) Deposits not bearing Interest – Contd.						
8443 Civil Deposits – Contd.						
107 Trust Interest Funds	Cr. 4,02.34	1.94	---	Cr. 4,04.28	(+)1.94	---
108 PWD Deposit	Cr. 10,15,53.29	14,53,79.89	12,50,44.76	Cr. 12,18,88.42	(+)2,03,35.13	(+)20
109 Forest Deposits	Cr. 72,16.58	3,07.75	2,03.20	Cr. 73,21.13	(+)1,04.55	(+)1
110 Deposits of Police Funds	Cr. 12.07	---	---	Cr. 12.07	---	---
111 Other Departmental Deposits	Cr. 88,03.05	59.80	29,58.17	Cr. 59,04.68	(-)28,98.37	(-)33
112 Deposits for Purchase etc. in India	Cr. 7.03	---	---	Cr. 7.03	---	---
113 Deposits for Purchase etc, Abroad	Cr. 0.18	---	---	Cr. 0.18	---	---
114 Export Trade Deposits	Cr. 0.05	---	---	Cr. 0.05	---	---
115 Deposits Received by Government Commercial Undertakings	Cr. 20,01.11	---	---	Cr. 20,01.11	---	---
116 Deposits under Various Central and State Acts	Cr. 1,74.99	1,29.90	---	Cr. 3,04.89	(+)1,29.90	(+)74
117 Deposits for Work Done for Public Bodies or Private Individuals	Cr. 1,46,19.38	28.38	22,84.72	Cr. 1,23,63.04	(-)22,56.34	(-)15
118 Deposits of Fees Received by Government Servants for Work Done for Private Bodies	Cr. 12.25	---	---	Cr. 12.25	---	---
120 Deposits of Autonomous District and Regional Funds (Assam, Meghalaya and Mizoram)	Cr. 15,41,50.45	20,82,39.58	28,48,06.24	Cr. 7,75,83.79	(-)7,65,66.66	(-)50
121 Deposits in Connection with Elections	Cr. 11,85.12	10.70	10.00	Cr. 11,85.82	(+)0.70	---
123 Deposits of Educational Institutions	Cr. 3,85.67	---	---	Cr. 3,85.67	---	---
124 Unclaimed Deposits in the G.P.Fund	Cr. 1,33.42	---	---	Cr. 1,33.42	---	---
127 Deposits of Local Bodies for Meeting Claims of Contractors/ Employees' Pension	Cr. 1.55	---	---	Cr. 1.55	---	---

**21 - DETAILED STATEMENT ON CONTINGENCY FUND AND OTHER PUBLIC ACCOUNT TRANSACTIONS**

Head of Account	Opening Balance as on 1 April 2020	Receipts	Disbursements	Closing Balance on 31 March 2021	Net Increase(+)/ Decrease(-)	
			(In lakh of ₹)		Amount	Percent
<b>K. DEPOSIT AND ADVANCES – Contd.</b>						
<i>(b) Deposits not bearing Interest – Contd.</i>						
<b>8443 Civil Deposits – Concl'd.</b>						
129 Deposits on a/c of Cost Price of Liquor, Ganja and Bhang	Cr. 6.09	---	---	Cr. 6.09	---	---
130 Provident Societies Liquidation Account	Cr. 0.02	---	---	Cr. 0.02	---	---
800 Other Deposit	Cr. 85,41.77	2,98.13	1,98.07	Cr. 86,41.83	(+)1,00.06	(+)1
<b>Total - 8443 Civil Deposits</b>	<b>Cr. 35,24,19.15</b>	<b>36,50,18.72</b>	<b>42,07,55.92</b>	<b>Cr. 29,66,81.95</b>	<b>(-)5,57,37.20</b>	<b>(-)16</b>
<b>8448 Deposits of Local Funds</b>						
101 District Funds	Cr. 0.50	---	---	Cr. 0.50	---	---
102 Municipal Funds	Cr. 0.26	---	---	Cr. 0.26	---	---
104 Funds of Insurance Association of India	Cr. 0.06	---	---	Cr. 0.06	---	---
106 Funds of the ICAR	Cr. 17.05	---	---	Cr. 17.05	---	---
109 Panchayat Bodies Funds	Cr. 10.24	---	---	Cr. 10.24	---	---
110 Education Funds	Cr. 17.11	---	---	Cr. 17.11	---	---
111 Medical and Charitable Funds	Cr. 2.12	---	---	Cr. 2.12	---	---
120 Other Funds	Cr. 9,80.29	0.38	---	Cr. 9,80.67	(+)0.38	---
<b>Total - 8448 Deposits of Local Funds</b>	<b>Cr. 10,27.63</b>	<b>0.38</b>	<b>---</b>	<b>Cr. 10,28.01</b>	<b>(+)0.38</b>	<b>---</b>
<b>8449 Other Deposits</b>						
103 Subventions from Central Road Fund	Cr. 1,91.05	---	---	Cr. 1,91.05	---	---
120 Miscellaneous Deposits	Cr. 27.89	---	---	Cr. 27.89	---	---
123 National Mineral Exploration Trust Deposits	Cr. 1,94.13	62.64	2,40.49	Cr. 16.28	(-)1,77.85	(-)92
800 Other Deposits	Cr. 0.26	---	---	Cr. 0.26	---	---

**21 - DETAILED STATEMENT ON CONTINGENCY FUND AND OTHER PUBLIC ACCOUNT TRANSACTIONS**

Head of Account		Opening Balance as on 1 April 2020		Receipts	Disbursements	Closing Balance on 31 March 2021		Net Increase(+)/ Decrease(-)	
				(In lakh of ₹)				Amount	Percent
<b>K. DEPOSIT AND ADVANCES – Concl.</b>									
<i>(b) Deposits not bearing Interest – Concl.</i>									
<b>8449</b>	<b>Other Deposits – Concl.</b>								
	<b>Total - 8449 Other Deposits</b>	Cr.	<b>4,13.33</b>	<b>62.64</b>	<b>2,40.49</b>	Cr.	<b>2,35.48</b>	<b>(-)1,77.85</b>	<b>(-)43</b>
	<b>Total - (b) Deposits not bearing Interest</b>	Cr.	<b>35,38,60.11</b>	<b>36,50,81.73</b>	<b>42,09,96.41</b>	Cr.	<b>29,79,45.43</b>	<b>(-)5,59,14.68</b>	<b>(-)16</b>
<i>(c) Advances</i>									
<b>8550</b>	<b>Civil Advances</b>								
101	Forest Advances	Dr.	6,34.62	6,89.36	6,97.88	Dr.	6,43.14	(+)8.52	(+)1
102	Revenue Advances	Dr.	79.65	49.76	1,15.00	Dr.	1,44.89	(+)65.24	(+)82
103	Other Departmental Advances	Dr.	6,62,43.40	20,79,36.36	17,29,37.39	Dr.	3,12,44.43	(-)3,49,98.97	(-)53
104	Other Advances	Dr.	26,19,06.73	---	---	Dr.	26,19,06.73	---	---
	<b>Total - 8550 Civil Advances</b>	Dr.	<b>32,88,64.40</b>	<b>20,86,75.48</b>	<b>17,37,50.27</b>	Dr.	<b>29,39,39.19</b>	<b>(-)3,49,25.21</b>	<b>(-)11</b>
	<b>Total - (c) Advances</b>	Dr.	<b>32,88,64.40</b>	<b>20,86,75.48</b>	<b>17,37,50.27</b>	Dr.	<b>29,39,39.19</b>	<b>(-)3,49,25.21</b>	<b>(-)11</b>
	<b>Total - K. DEPOSIT AND ADVANCES</b>	Cr.	<b>6,10,29.73</b>	<b>75,38,59.80</b>	<b>77,68,31.82</b>	Cr.	<b>3,80,57.71</b>	<b>(-)2,29,72.02</b>	<b>(-)38</b>
<b>L. SUSPENSE AND MISCELLANEOUS</b>									
<i>(b) Suspense</i>									
<b>8658</b>	<b>Suspense Accounts</b>								
101	Pay and Accounts Office -Suspense	Dr.	79,06.25	81,49.48	1,02,31.54	Dr.	99,88.31	(+)20,82.06	(+)26
102	Suspense Account (Civil)	Dr.	17,90,81.08	(-)1,59,03.12	(-)5,63,53.30	Dr.	13,86,30.90	(-)4,04,50.18	(-)23
107	Cash Settlement Suspense Account	Dr.	67,07.83	---	---	Dr.	67,07.83	---	---
109	Reserve Bank Suspense-Headquarters	Cr.	2,16,63.15	9,80.28	10,56.78	Cr.	2,15,86.65	(-)76.50	---
110	Reserve Bank Suspense-Central Accounts Office	Cr.	10,36,10.37	(-)8,35,78.54	6,55.44	Cr.	1,93,76.39	(-)8,42,33.98	(-)81
112	Tax Deducted at Source (TDS) Suspense	Cr.	1.03	(-)0.88	---	Cr.	0.15	(-)0.88	(-)85

**21 - DETAILED STATEMENT ON CONTINGENCY FUND AND OTHER PUBLIC ACCOUNT TRANSACTIONS**

Head of Account		Opening Balance as on 1 April 2020		Receipts	Disbursements	Closing Balance on 31 March 2021		Net Increase(+)/ Decrease(-)	
								Amount	Percent
(In lakh of ₹)									
L. SUSPENSE AND MISCELLANEOUS – Contd.									
(b) Suspense – Concl'd.									
8658 Suspense Accounts – Concl'd.									
123	A.I.S Officers' Group Insurance Scheme	Cr.	1,28.64	4.39	6.70	Cr.	1,26.33	(-)2.31	(-)2
Total - 8658 Suspense Accounts		Dr.	6,82,91.97	(-)9,03,48.39	(-)4,44,02.84	Dr.	11,42,37.52	(-)4,59,95.55	(-)67
Total - (b) Suspense		Dr.	6,82,91.97	(-)9,03,48.39	(-)4,44,02.84	Dr.	11,42,37.52	(-)4,59,45.55	(-)67
(c) Other Accounts									
8670 Cheques and Bills									
103	Departmental Cheques	Cr.	1,46.79	---	---	Cr.	1,46.79	---	---
Total - 8670 Cheques and Bills		Cr.	1,46.79	---	---	Cr.	1,46.79	---	---
8671 Departmental Balances									
101	Civil	Dr.	11,48.94	26,34.40	23,76.13	Dr.	8,90.67	(-)2,58.27	(-)22
Total - 8671 Departmental Balances		Dr.	11,48.94	26,34.40	23,76.13	Dr.	8,90.67	(-)2,58.27	(-)22
8672 Permanent Cash Imprest									
101	Civil	Dr.	46.56	---	---	Dr.	46.56	---	---
Total - 8672 Permanent Cash Imprest		Dr.	46.56	---	---	Dr.	46.56	---	---
8673 Cash Balance Investment Account									
101	Cash Balance Investment Account	Dr.	29,32,60.00	12,96,87,92.61	13,36,60,59.61	Dr.	69,05,27.00	(+)39,72,67.00	(+)135
Total - 8673 Cash Balance Investment Account		Dr.	29,32,60.00	12,96,87,92.61	13,36,60,59.61	Dr.	69,05,27.00	(+)39,72,67.00	(+)135
Total - (c) Other Accounts		Dr.	29,43,08.71	12,97,14,27.01	13,36,84,35.74	Dr.	69,13,17.44	(+)39,70,08.73	(+)135



**21 - DETAILED STATEMENT ON CONTINGENCY FUND AND OTHER PUBLIC ACCOUNT TRANSACTIONS**

Head of Account		Opening Balance as on 1 April 2020		Receipts	Disbursements	Closing Balance on 31 March 2021		Net Increase(+)/ Decrease(-)	
						(In lakh of ₹)		Amount	Percent
L. SUSPENSE AND MISCELLANEOUS – Concl.									
(d) Accounts with Governments of Foreign Countries									
8679	Accounts with Government of other Countries								
102	Bangladesh	Dr.	1.78	---	---	Dr.	1.78	---	---
103	Burma	Dr.	0.83	---	---	Dr.	0.83	---	---
105	Pakistan	Dr.	6.51	---	---	Dr.	6.51	---	---
Total - 8679 Accounts with Government of other Countries		Dr.	9.12	---	---	Dr.	9.12	---	---
Total - (d) Accounts with Governments of Foreign Countries		Dr.	9.12	---	---	Dr.	9.12	---	---
(e) Miscellaneous									
8680	Miscellaneous Government Accounts								
101	Ledger Balance Adjustment Account	Dr.	---	7,99,99.92	---	Dr.	---	---	---
Total - 8680 Miscellaneous Government Accounts		Dr.	---	7,99,99.92	---	Dr.	---	---	---
Total - (e) Miscellaneous		Dr.	---	7,99,99.92	---	Dr.	---	---	---
Total - L. SUSPENSE AND MISCELLANEOUS		Dr.	36,26,09.80	12,96,10,78.54	13,32,40,32.90	Dr.	80,55,64.08 #	(+)44,29,54.28	(+)122

# Excludes ₹ 7,99,99.92 lakhs (Net balance) Pertaining to Major Head 8680- Miscellaneous Government Account as it is closed to Government Account.

---



---

**21 - DETAILED STATEMENT ON CONTINGENCY FUND AND OTHER PUBLIC ACCOUNT TRANSACTIONS**


---



---

Head of Account		Opening Balance as on 1 April 2020		Receipts	Disbursements	Closing Balance on 31 March 2021		Net Increase(+)/ Decrease(-)	
								Amount	Percent
(In lakh of ₹)									
M. REMITTANCES									
(a) Money Orders, and other Remittances									
8782	Cash Remittances and adjustments between officers rendering accounts to the same Accounts Officer								
102	Public Works Remittances	Dr.	3,66,69.29	71,30,75.33	71,49,88.37	Dr.	3,85,82.33	(+)19,13.04	(+)5
103	Forest Remittances	Dr.	3,47,71.90	6,06,64.38	6,41,81.17	Dr.	3,82,88.69	(+)35,16.79	(+)10
110	Miscellaneous Remittances	Cr.	13,21.48	---	30.43	Cr.	12,91.05	(-)30.43	(-)2
Total - 8782 Cash Remittances and adjustments between officers rendering accounts to the same Accounts Officer		Dr.	7,01,19.71	77,37,39.71	77,91,99.97	Dr.	7,55,79.97	(+)54,60.26	(+)8
Total - (a) Money Orders, and other Remittances		Dr.	7,01,19.71	77,37,39.71	77,91,99.97	Dr.	7,55,79.97	(+)54,60.26	(+)8
(b) Inter- Governmental Adjustment Account									
8786	Adjusting Account between Central and State Governments	Cr.	8,48.69	---	---	Cr.	8,48.69	---	---
Total - 8786 Adjusting Account between Central and State Governments		Cr.	8,48.69	---	---	Cr.	8,48.69	---	---

---



---

**21 - DETAILED STATEMENT ON CONTINGENCY FUND AND OTHER PUBLIC ACCOUNT TRANSACTIONS**


---



---

Head of Account	Opening Balance as on 1 April 2020		Receipts	Disbursements	Closing Balance on 31 March 2021		Net Increase(+)/ Decrease(-)	
							Amount	Percent
				(In lakh of ₹)				
<b>M. REMITTANCES – Contd.</b>								
<b>(b) Inter- Governmental Adjustment Account</b>								
<b>8793 Inter-State Suspense Account</b>								
600 A.G. West Bengal	Dr.	54.78	---	0.56	Dr.	55.34	(+)0.56	(+)1
601 A.G. Nagaland	Dr.	10,34.33	---	(-)1,91.96	Dr.	8,42.37	(-)1,91.96	(-)19
602 A.G. Meghalaya	Dr.	4,47.16	---	(-)67.74	Dr.	3,79.42	(-)67.74	(-)15
603 A.G. Rajasthan	Dr.	1.56	---	(-)0.30	Dr.	1.26	(-)0.30	(-)19
604 A.G. Manipur	Dr.	50.14	---	(-)29.18	Dr.	20.96	(-)29.18	(-)58
605 A.G. Mizoram	Dr.	1,00.30	(-)0.27	16.68	Dr.	1,17.25	(+)16.95	(+)17
606 A.G. Arunachal Pradesh	Dr.	32,15.17	---	(-)5,73.48	Dr.	26,41.69	(-)5,73.48	(-)18
607 A.G. Tripura	Dr.	39.20	(-)0.06	27.83	Dr.	67.09	(+)27.88	(+)71
608 A.G. Bihar	Dr.	4.56	---	(-)1.51	Dr.	3.05	(-)1.51	(-)33
610 A.G. Uttar Pradesh	Dr.	2.85	---	(-)2.64	Dr.	0.21	(-)2.64	(-)93
611 A.G. Gujrat	Dr.	0.48	---	0.03	Dr.	0.51	(+)0.03	(+)6
612 A.G. Madhya Pradesh	Dr.	16.31	---	(-)6.03	Dr.	10.28	(-)6.03	(-)37
614 A.G. Chattisgarh	Dr.	0.73	---	0.42	Dr.	1.15	(+)0.42	(+)58
616 A.G. Goa	Dr.	1.02	---	(-)0.68	Dr.	0.34	(-)0.68	(-)67
617 A.G. Maharashtra	Dr.	1.55	---	5.54	Dr.	7.09	(+)5.54	(+)357
621 A.G. Kerala	Dr.	3.14	---	(-)2.09	Dr.	1.05	(-)2.09	(-)67
622 A.G. Orissa	Dr.	0.33	---	(-)0.04	Dr.	0.29	(-)0.04	(-)12
626 A.G. Jammu & Kashmir	Dr.	0.50	---	3.37	Dr.	3.87	(+)3.37	(+)674

---



---

**21 - DETAILED STATEMENT ON CONTINGENCY FUND AND OTHER PUBLIC ACCOUNT TRANSACTIONS**


---



---

Head of Account	Opening Balance as on 1 April 2020	Receipts	Disbursements	Closing Balance on 31 March 2021	Net Increase(+)/ Decrease(-)	
			(In lakh of ₹)		Amount	Percent
M. REMITTANCES – Concl.						
(b) Inter- Governmental Adjustment Account - Concl.						
8793 Inter-State Suspense Account - Concl.						
Total - 8793 Inter-State Suspense Account	Dr. 49,74.11	(-)0.33	(-)8,21.22	Dr. 41,53.22	(-)8,20.89	(-)17
Total- (b)Inter-Governmental Adjustment Account	Dr. 41,25.42	(-)0.33	(-)8,21.22	Dr. 33,04.53	(-)8,20.89	(-)20
Total - M. REMITTANCES	Dr. 7,42,45.13	77,37,39.38	77,83,78.75	Dr. 7,88,84.50	(+)45,79.27	(+)6
TOTAL - PART-III PUBLIC ACCOUNT		14,90,56,68.07	15,20,30,28.71			
TOTAL - PART - II AND III		14,90,56,68.07	15,20,30,28.71			
N. CASH BALANCE						
Opening Cash Balance (Debit)						
8999 Cash Balance						
101 Cash in Treasuries		---				
102 Deposits with Reserve Bank		29,80,19.62				
TOTAL -		29,80,19.62				
Closing Cash Balance (Debit)						
8999 Cash Balance						
101 Cash in Treasuries				---		
102 Deposits with Reserve Bank				36,96,75.70		
TOTAL -				36,96,75.70		

**ANNEXURE TO STATEMENT NO. 21**  
**ANALYSIS OF SUSPENSE BALANCES AND REMITTANCE BALANCES**

(In lakh of ₹)						
Sl. No.	Head of Account Ministry/Department with which pending	Balance as on 31 March 2021		Nature of transaction in brief	Earliest year from which pending	Impact of outstanding on Cash balance
		Dr.	Cr.			
1.	8658 – Suspense Account					
	101 – Pay & Accounts Office Suspense					
(i)	Ministry of Transport & Highways, RPAO, Guwahati	1,20,49.23	---	Claims for maintenance and repairs of National Highways	2011 - 2012	On clearance – Cash Balance will increase
(ii)	Ministry of Finance, CPAO, New Delhi	15,36.92	---	The claims of pension payment paid on behalf of CPAO	2011 - 2012	On clearance – Cash Balance will increase
(iii)	GST-TDS-CGST	93,21.42	1,09,82.45	Outstanding payment of TDS under GST to be made by DDO to the Government Accounts.	2018-19	On clearance Cash Balance will increase
	GST-TDS-IGST	5,58.50	8,22.21			
	GST-TDS-SGST	92,63.80	1,09,32.74			
(iii)	Others	---	4.16	Miscellaneous transactions	Prior to 2004 - 2005	On clearance – Cash Balance will increase
	102 – Suspense Accounts (Civil)					
(i)	Treasury Suspense	11,52.87	13.41	Difference between List of Payment and Payment Schedule furnished by the Treasury	Prior to 2001 - 2002	No impact on Cash Balance

**ANNEXURE TO STATEMENT NO. 21**  
**ANALYSIS OF SUSPENSE BALANCES AND REMITTANCE BALANCES**

(In lakh of ₹)						
Sl. No.	Head of Account Ministry/Department with which pending	Balance as on 31 March 2021		Nature of transaction in brief	Earliest year from which pending	Impact of outstanding on Cash balance
		Dr.	Cr.			
				Officers		
(ii)	O.B. Suspense	14,21,22.06	15,28.22	<b>Debit</b> – Amount held under suspense for want of vouchers in respect of service heads <b>Credit</b> – Amount held under suspense for want of Challans.	Prior to 2001 - 2002	No impact on Cash Balance
(iii)	Unclassified Suspense	6.79	---	Amount held under suspense for want of documentary evidence.	2015 - 2016	No impact on Cash Balance
(iv)	Others	3,26,12.28	3,57,21.47	Miscellaneous Transaction(un credited items under e-payment)	2018-2019	-
	<b>107 – Cash Settlement Suspense Account</b>	82,73.11	15,65.28	The transaction of settlement of payments on account of supply of stores, execution of works or services rendered, by one division on behalf of another division	Prior to 2001 - 2002	No impact on Cash balance
	<b>109 – Reserve Bank Suspense (HQ)</b>	(-)2,16,07.99	(-) 21.34	Purchase and encashment of draft from/to treasury for settlement of inward and outward claims	--	No impact on Cash balance

**ANNEXURE TO STATEMENT NO. 21**  
**ANALYSIS OF SUSPENSE BALANCES AND REMITTANCE BALANCES**

							(In lakh of ₹)
Sl. No.	Head of Account Ministry/Department with which pending	Balance as on 31 March 2021		Nature of transaction in brief		Earliest year from which pending	Impact of outstanding on Cash balance
		Dr.	Cr.				
	110 - Reserve Bank Suspense (CAO)	20,85.19	2,14,61.58	Debit- Awaiting adjustment made by RBI		2002 -2003	No impact on Cash balance
				Credit- Awaiting adjustment in respect of funds released by MHA relating to updation of NRC in Assam		2016 - 2017	
	112 - Tax- Deducted at Source (TDS) Suspense	---	0.15	Receipts on account of Income Tax.etc. deducted at source to be payable to CBDT.		2019-2020	On Clearance –Cash Balance will decrease.
	123 - A.I.S Officers Group Insurance Scheme	6.66	132.99	Adjustment of contribution and final payment on account of AIS officers Group Insurance Scheme, pending with Ministry of Home Affairs, New Delhi		2016-2017	On clearance - Cash Balance will decrease

**ANNEXURE TO STATEMENT NO. 21**  
**ANALYSIS OF SUSPENSE BALANCES AND REMITTANCE BALANCES**

(In lakh of ₹)						
Sl. No.	Head of Account Ministry/Department with which pending	Balance as on 31 March 2021		Nature of transaction in brief	Earliest year from which pending	Impact of outstanding on Cash balance
		Dr.	Cr.			
2.	8782 - Cash Remittances and adjustments between officers rendering accounts to the same Accounts Officer					
	**102 – P.W. Remittances					
(i)	I – Remittances into Treasuries	54,10,18.78	54,06,68.43	Amount remitted by Public Works Divisional Officer into Treasury	2001 - 2002	On clearance - Cash Balance will increase
(ii)	II – P.W. Cheques	5,87,03,36.40	5,86,20,60.04	Cheques issued for payment by Public Works Divisional Officer.	2001 - 2002	On clearance - Cash Balance will decrease
(iii)	III – Other Remittances	1,25,62,56.11	1,22,37,61.98	Autonomous Councils transactions and items adjustable by PWD by book adjustment	Prior to 2001 - 2002	No impact on Cash balance
(iv)	IV- Transfer between Public works Officer	---	25,38.51	Transfer of funds between Public Works Officer	2019-2020	No impact on Cash balance



**ANNEXURE TO STATEMENT NO. 21**  
**ANALYSIS OF SUSPENSE BALANCES AND REMITTANCE BALANCES**

						(In lakh of ₹)
Sl. No.	Head of Account Ministry/Department with which pending	Balance as on 31 March 2021		Nature of transaction in brief	Earliest year from which pending	Impact of outstanding on Cash balance
		Dr.	Cr.			
	103 – Forest Remittances					
(i)	I – Remittances into Treasuries	13,04,30.73	9,84,11.75	Amount remitted by Forest Divisions into Treasury	2007 - 2008	On clearance - Cash balance will increase
(ii)	II – Forest Cheques	27,70,16.00	27,46,11.89	Cheque issued by Forest division for payment	2006 - 2007	On clearance - Cash balance will decrease
(iii)	III – Other Remittances	14,69,43.97	14,14,31.53	Autonomous Councils transactions	Prior to 2001 - 2002	No impact on Cash balance
(iv)	IV – Transfer between Forest Officers	3,29,70.69	3,46,16.53	Value of supplies made by one forest division to another division	2011 - 2012	No impact on Cash balance
	110 – Miscellaneous Remittances	---	12,91.05	Cost price and bottling charges of liquor to be paid to suppliers by the State Government	2012 - 2013	On clearance - Cash balance will decrease
3.	8793 – Inter State Suspense Account	41,58.20	4.98	Inter state pension claims.	2018 - 2019	On clearance - Cash Balance will increase

## 22. DETAILED STATEMENT ON INVESTMENTS OF EARMARKED BALANCES

Name of the Reserve Fund or Deposit Account		Balance on 1st April 2020			Balance on 31st March 2021		
		Cash	Investment	Total	Cash	Investment	Total
(In lakh of ₹)							
<b>J. RESERVE FUND</b>							
<b>(a) Reserve Funds bearing Interest</b>							
8121	<b>General and Other Reserve Funds</b>						
	122 State Disaster Response Fund	7,25,23.36	---	7,25,23.36	7,68,43.42	---	7,68,43.42
	129 State Compensatory Afforestation Fund ( SCAF)	5,60,80.74	---	5,60,80.74	5,60,80.74	---	5,60,80.74
<b>Total - General and Other Reserve Funds</b>		<b>12,86,04.10</b>	<b>---</b>	<b>12,86,04.10</b>	<b>13,29,24.16</b>	<b>---</b>	<b>13,29,24.16</b>
<b>(b) Reserve Funds not bearing Interest</b>							
8222	<b>Sinking Funds</b>						
	01 Appropriation for reduction or avoidance of Debt						
	101 Sinking Funds	7,23.27	---	7,23.27	7,23.27	---	7,23.27
	02 Sinking Fund Investment Account						
	101 Sinking Fund-Investment Account	---	43,01,33.19	43,01,33.19	---	39,81,11.91	39,81,11.91
<b>Total- Sinking Funds</b>		<b>7,23.27</b>	<b>43,01,33.19</b>	<b>43,08,56.46</b>	<b>7,23.27</b>	<b>39,81,11.91</b>	<b>39,88,35.18</b>
8225	<b>Roads and Bridges Fund</b>						
	02 State Roads and Bridges Fund						
	101 State Road and Bridges Fund	1,22.63	---	1,22.63	1,22.63	---	1,22.63
<b>Total- Roads and Bridges Fund</b>		<b>1,22.63</b>	<b>---</b>	<b>1,22.63</b>	<b>1,22.63</b>	<b>---</b>	<b>1,22.63</b>
8226	<b>Depreciation/Renewal Reserve Fund</b>						
	101 Depreciation Reserve Funds of Govt. Commercial Department/ Undertakings	1.97	---	1.97	1.97	---	1.97
	102 Depreciation Reserve Funds of Govt. Non-	9.87	---	9.87	9.87	---	9.87

## 22. DETAILED STATEMENT ON INVESTMENTS OF EARMARKED BALANCES

Name of the Reserve Fund or Deposit Account		Balance on 1st April 2020			Balance on 31st March 2021		
(In lakh of ₹)							
		Cash	Investment	Total	Cash	Investment	Total
<b>J. RESERVE FUND</b>							
<b>(b) Reserve Funds not bearing Interest</b>							
8226	Depreciation/Renewal Reserve Fund						
<b>Total- Depreciation/Renewal Reserve Fund</b>		<b>11.84</b>	<b>---</b>	<b>11.84</b>	<b>11.84</b>	<b>---</b>	<b>11.84</b>
8229	Development and Welfare Funds						
	101 Development Funds for Educational Purposes	1.70	---	1.70	1.70	---	1.70
	103 Development Funds for Agricultural Purposes	6.00	---	6.00	6.00	---	6.00
	104 Development Funds for Animal Husbandry Purposes	0.25	---	0.25	0.25	---	0.25
	200 Other Development and Welfare Fund	2,94.72	41.77	3,36.49	2,94.72	41.77	3,36.49
<b>Total- Development and Welfare Funds</b>		<b>3,02.67</b>	<b>41.77</b>	<b>3,44.44</b>	<b>3,02.67</b>	<b>41.77</b>	<b>3,44.44</b>
8235	General and Other Reserve Funds						
	101 General Reserve Funds of Government Commercial Departments/ Undertakings	27.79	---	27.79	27.79	---	27.79
	102 Zamindary Abolition Fund	2,04.03	---	2,04.03	2,04.03	---	2,04.03
	103 Religious and Charitable Endowment Funds	0.07	---	0.07	0.07	---	0.07
	105 General Insurance Fund	---	---	---	---	---	---
	111 Calamity Relief Fund	---	---	---	---	---	---
	120 Guarantee Redemption Fund - Investment Account	---	53,06.74	53,06.74	---	57,21.68	57,21.68
	200 Other Funds	53.62	---	53.62	53.62	---	53.62
<b>Total- General and Other Reserve Funds</b>		<b>2,85.51</b>	<b>53,06.74</b>	<b>55,92.25</b>	<b>2,85.51</b>	<b>57,21.68</b>	<b>60,07.19</b>
<b>Total J. RESERVE FUND</b>		<b>13,00,50.02</b>	<b>43,54,81.70</b>	<b>56,55,31.72</b>	<b>13,43,70.08</b>	<b>40,38,75.36</b>	<b>53,82,45.44</b>

## 22. DETAILED STATEMENT ON INVESTMENTS OF EARMARKED BALANCES

Name of the Reserve Fund or Deposit Account	Balance on 1st April 2020			Balance on 31st March 2021		
	(In lakh of ₹)					
	Cash	Investment	Total	Cash	Investment	Total
<b>J. RESERVE FUND</b>						
<b>J. RESERVE FUND</b>						
<b>K. DEPOSIT AND ADVANCES</b>						
<b>(b) Deposits not bearing Interest</b>						
<b>Other Deposits</b>						
103 Subventions from Central Road Fund	1,91.05	---	1,91.05	1,91.05	---	1,91.05
120 Miscellaneous Deposits	27.89	---	27.89	27.89	---	27.89
123 National Mineral Exploration Trust Deposits	1,94.13	---	1,94.13	16.28	---	16.28
800 Other Deposits	0.26	---	0.26	0.26	---	0.26
<b>Total - Other Deposits</b>	<b>4,13.33</b>	<b>---</b>	<b>4,13.33</b>	<b>2,35.48</b>	<b>---</b>	<b>2,35.48</b>
<b>Total - K. DEPOSIT AND ADVANCES</b>	<b>4,13.33</b>	<b>---</b>	<b>4,13.33</b>	<b>2,35.48</b>	<b>---</b>	<b>2,35.48</b>
<b>Grand Total</b>	<b>13,04,63.35</b>	<b>43,54,81.70</b>	<b>56,59,45.05</b>	<b>13,46,05.56</b>	<b>40,38,75.36</b>	<b>53,84,80.92</b>

## 22. DETAILED STATEMENT ON INVESTMENTS OF EARMARKED BALANCES

Description of Loans	Balance on 1st April 2020	ANNEXURE TO STATEMENT 22			Advance interest paid on purchase of securities	Less discharge during the year	Amount transferred to Misc. Govt. Account) on maturity of loan	Balance on 31st March 2021	Remarks
		Add Amount appropriated from revenue	Add Interest on Investment †	Total					
(In lakh of ₹)									
Sinking Fund for amortisation of Loans									
Government of India Loan under the Scheme of Sharing Small Savings Collections	5,44.08		---	5,44.08				5,44.08	
5.75 percent Assam Loan,1984	1,46.33		---	1,46.33				1,46.33	
5.75 percent Assam Loan,1982	1,94.25		---	1,94.25				1,94.25	
5.75 percent Assam Loan,1979	23.09		---	23.09				23.09	
6.50 percent Assam Loan,1989	35.16		---	35.16				35.16	
Consolidated Sinking Fund for Redemption of Open Market Loans Maturing from the year 2003-2004	42,99,13.55	1,00,00.00	3,11,84.82	47,10,98.37	7,99,99.92			39,10,98.45	
Total - Sinking Fund	43,08,56.46	1,00,00.00	3,11,84.82	47,20,41.28	7,99,99.92			39,20,41.36	

## 22. DETAILED STATEMENT ON INVESTMENTS OF EARMARKED BALANCES

### ANNEXURE TO STATEMENT 22 Sinking Fund Investment Account

Loans	Balance on 1st April 2020	Purchase of securities	Total	Sale of securities	Balance on 31st March 2021	Face Value	Market value as on 31st March	Remarks
(In lakh of ₹)								
<b>Sinking Fund for Amortisation of Loans</b>								
Government of India Loan of Rs.1.40 lakhs for Industrial Housing Scheme, 1952	1.05	---	1.05	---	1.05	1.06	0.01	
4 percent Assam Loan, 1971	29.06	---	29.06	---	29.06	29.06	0.01	
5.75 percent Assam Loan, 1979	9.45	---	9.45	---	9.45	9.92	0.01	
5.75 percent Assam Loan, 1982	93.69	---	93.69	---	93.69	92.40	0.10	
5.75 percent Assam Loan, 1984	45.41	---	45.41	---	45.41	45.47	0.01	
6.50 percent Assam Loan, 1989	13.51	---	13.51	---	13.51	13.51	0.01	
Consolidated Sinking Fund Investment Account, 2003-2004	42,99,13.79	4,11,84.82	47,10,98.61	7,32,06.10	39,78,92.51	---	---	
<b>Total-</b>	<b>43,01,05.96</b>	<b>4,11,84.82</b>	<b>47,12,90.78</b>	<b>7,32,06.10</b>	<b>39,80,84.68</b>	191.82	0.15	
<b>Sinking Fund for Depreciation of Loans</b>								
4 percent Assam Loan, 1971	27.23	---	27.23	---	27.23	27.48	0.01	
<b>Total-</b>	<b>27.23</b>	<b>---</b>	<b>27.23</b>	<b>---</b>	<b>27.23</b>	27.48	0.01	
<b>Total- Investments</b>	<b>43,01,33.19</b>	<b>4,11,84.82</b>	<b>47,13,18.01</b>	<b>7,32,06.10</b>	<b>39,81,11.91</b>	219.30	0.16	

# Part - II

**Appendix I**  
**Comparative Expenditure on Salary**

(Figures in <i>italics</i> represent <i>charged</i> expenditure)						(₹ In lakh)
Department	Major Head	Description	2020-2021		2019-2020	
			Charged/ Voted	Total	Charged/ Voted	Total
Assam Legislative Assembly Secretariat	2011	Parliament/State/Union Territory Legislatures	38.82 38,63.37	39,02.19	44.43 44,42.89	44,87.32
	Total -	Assam Legislative Assembly Secretariat	38.82 38,63.37	39,02.19	44.43 44,42.89	44,87.32
Governor Secretariat	2012	President, Vice President/ Governor, Administrator of Union Territories	4,08.13	4,08.13	4,07.00	4,07.00
	Total -	Governor Secretariat	4,08.13 ---	4,08.13	4,07.00 ---	4,07.00
Judicial Department	2014	Administration of Justice	52,27.85 2,17,13.92	2,69,41.77	50,74.37 2,05,08.71	2,55,83.08
	2041	Taxes on Vehicles	8,61.64	8,61.64	8,32.11	8,32.11
	2230	Labour, Employment and Skill Development	3,71.85	3,71.85	3,85.88	3,85.88
	Total -	Judicial Department	52,27.85 2,29,47.41	2,81,75.26	50,74.37 2,17,26.70	2,68,01.07
Election Department	2015	Elections	18,49.09	18,49.09	26,84.86	26,84.86
	Total -	Election Department	18,49.09	18,49.09	26,84.86	26,84.86



**Appendix I**  
**Comparative Expenditure on Salary**

(Figures in <i>italics</i> represent <i>charged</i> expenditure)						
(₹ In lakh)						
Department	Major Head	Description	2020-2021		2019-2020	
			<i>Charged/ Voted</i>	Total	<i>Charged/ Voted</i>	Total
Revenue Department	2029	Land Revenue	2,19,08.95	2,19,08.95	2,19,59.17	2,19,59.17
	2052	Secretariat-General Services	87.46	87.46	83.94	83.94
	2245	Relief on Account of Natural Calamities	3,11.76	3,11.76	3,17.50	3,17.50
	<b>Total -</b>	<b>Revenue Department</b>	<b>2,23,08.17</b>	<b>2,23,08.17</b>	<b>2,23,60.61</b>	<b>2,23,60.61</b>
Personnel Department	2051	Public Service Commission	9,45.90	9,45.90	9,92.86	9,92.86
	2052	Secretariat-General Services	45.12	45.12	43.77	43.77
	<b>Total -</b>	<b>Personnel Department</b>	<b>9,45.90 45.12</b>	<b>9,91.02</b>	<b>9,92.86 43.77</b>	<b>10,36.63</b>
General Administration Department	2053	District Administration	1,64,31.39	1,64,31.39	1,63,76.20	1,63,76.20
	2070	Other Administrative Services	13,26.58	13,26.58	13,44.92	13,44.92
	2235	Social Security and Welfare	5,88.60	5,88.60	6,07.44	6,07.44
	3475	Other General Economic Services	50.30	50.30	81.42	81.42
	<b>Total -</b>	<b>General Administration Department</b>	<b>1,83,96.87</b>	<b>1,83,96.87</b>	<b>1,84,09.98</b>	<b>1,84,09.98</b>

**Appendix I**  
**Comparative Expenditure on Salary**

(Figures in <i>italics</i> represent <i>charged</i> expenditure)						
(₹ In lakh)						
Department	Major Head	Description	2020-2021		2019-2020	
			<i>Charged/ Voted</i>	Total	<i>Charged/ Voted</i>	Total
<b>Political Department</b>	2055	Police	2,02,52.33	2,02,52.33	2,13,01.65	2,13,01.65
	2070	Other Administrative Services	26,92.12	26,92.12	27,19.66	27,19.66
	<b>Total -</b>	<b>Political Department</b>	<b>2,29,44.45</b>	<b>2,29,44.45</b>	<b>2,40,21.31</b>	<b>2,40,21.31</b>
<b>Administrative Reforms and Training Dept</b>	2070	Other Administrative Services	5,43.43	5,43.43	5,50.80	5,50.80
	<b>Total -</b>	<b>Administrative Reforms and Training Dept</b>	<b>5,43.43</b>	<b>5,43.43</b>	<b>5,50.80</b>	<b>5,50.80</b>
<b>Food, Civil Supplies &amp; Consumer Affairs</b>	2408	Food Storage and Warehousing	31,14.43	31,14.43	29,12.41	29,12.41
	3456	Civil Supplies	50.82	50.82	64.86	64.86
	3475	Other General Economic Services	12,29.32	12,29.32	12,58.08	12,58.08
	<b>Total -</b>	<b>Food, Civil Supplies &amp; Consumer Affairs</b>	<b>43,94.57</b>	<b>43,94.57</b>	<b>42,35.35</b>	<b>42,35.35</b>
<b>Planning &amp; Development Department</b>	3451	Secretariat-Economic Services	26,31.05	26,31.05	27,07.98	27,07.98
	3454	Census Surveys and Statistics	31,03.59	31,03.59	37,47.62	37,47.62
	<b>Total -</b>	<b>Planning &amp; Development Department</b>	<b>57,34.64</b>	<b>57,34.64</b>	<b>64,55.60</b>	<b>64,55.60</b>

**Appendix I**  
**Comparative Expenditure on Salary**

(Figures in <i>italics</i> represent <i>charged</i> expenditure)						
(₹ In lakh)						
Department	Major Head	Description	2020-2021		2019-2020	
			<i>Charged/ Voted</i>	Total	<i>Charged/ Voted</i>	Total
Transport Department	2041	Taxes on Vehicles	34,31.42	34,31.42	34,05.43	34,05.43
	2070	Other Administrative Services	1,85.80	1,85.80	1,84.79	1,84.79
	3055	Road Transport	98,87.17	98,87.17	65,50.70	65,50.70
	3056	Inland Water Transport	1,60,04.45	1,60,04.45	1,46,93.29	1,46,93.29
	<b>Total -</b>	<b>Transport Department</b>	<b>2,95,08.84</b>	<b>2,95,08.84</b>	<b>2,48,34.21</b>	<b>2,48,34.21</b>
Tourism Department	3452	Tourism	12,25.62	12,25.62	10,37.56	10,37.56
	<b>Total -</b>	<b>Tourism Department</b>	<b>12,25.62</b>	<b>12,25.62</b>	<b>10,37.56</b>	<b>10,37.56</b>
Secretariat Administration Department	2013	Council of Ministers	2,89.67	2,89.67	4,32.24	4,32.24
	2052	Secretariat-General Services	1,71,51.61	1,71,51.61	1,70,70.05	1,70,70.05
	2205	Art and Culture	1,30.48	1,30.48	1,38.47	1,38.47
	3451	Secretariat-Economic Services	8.79	8.79	11.40	11.40
	<b>Total -</b>	<b>Secretariat Administration Department</b>	<b>1,75,80.55</b>	<b>1,75,80.55</b>	<b>1,76,52.16</b>	<b>1,76,52.16</b>

**Appendix I**  
**Comparative Expenditure on Salary**

(Figures in <i>italics</i> represent <i>charged</i> expenditure)						
Department	Major Head	Description	2020-2021		2019-2020	
			<i>Charged/ Voted</i>	Total	<i>Charged/ Voted</i>	Total
<b>Home Department</b>	2055	Police	30,39,30.13	30,39,30.13	30,01,76.80	30,01,76.80
	2056	Jails	43,59.32	43,59.32	44,57.80	44,57.80
	2070	Other Administrative Services	3,72,58.25	3,72,58.25	3,62,07.78	3,62,07.78
	<b>Total -</b>	<b>Home Department</b>	<b>34,55,47.70</b>	<b>34,55,47.70</b>	<b>34,08,42.38</b>	<b>34,08,42.38</b>
<b>Health and Family Welfare Department</b>	2210	Medical and Public Health	15,65,07.14	15,65,07.14	15,05,40.63	15,05,40.63
	2211	Family Welfare	3,11,18.40	3,11,18.40	3,05,16.57	3,05,16.57
	2215	Water Supply and Sanitation	8,17.25	8,17.25	8,44.61	8,44.61
	<b>Total -</b>	<b>Health and Family Welfare Department</b>	<b>18,84,42.79</b>	<b>18,84,42.79</b>	<b>18,19,01.81</b>	<b>18,19,01.81</b>
<b>Public Health Engineering Department</b>	2215	Water Supply and Sanitation	3,34,01.19	3,34,01.19	3,55,32.13	3,55,32.13
	<b>Total -</b>	<b>Public Health Engineering Department</b>	<b>3,34,01.19</b>	<b>3,34,01.19</b>	<b>3,55,32.13</b>	<b>3,55,32.13</b>
<b>Education (General) Department</b>	2202	General Education	1,16,89,39.25	1,16,89,39.25	1,18,63,85.01	1,18,63,85.01
	2203	Technical Education	1,56,76.20	1,56,76.20	1,55,14.06	1,55,14.06
	<b>Total -</b>	<b>Education (General) Department</b>	<b>1,18,46,15.45</b>	<b>1,18,46,15.45</b>	<b>1,20,18,99.07</b>	<b>1,20,18,99.07</b>

**Appendix I**  
**Comparative Expenditure on Salary**

(Figures in <i>italics</i> represent <i>charged</i> expenditure)						
Department	Major Head	Description	2020-2021		2019-2020	
			<i>Charged/ Voted</i>	Total	<i>Charged/ Voted</i>	Total
<b>Sport &amp; Youth Welfare Department</b>	2204	Sports and Youth Services	55,61.67	55,61.67	56,36.54	56,36.54
	<b>Total -</b>	<b>Sport &amp; Youth Welfare Department</b>	<b>55,61.67</b>	<b>55,61.67</b>	<b>56,36.54</b>	<b>56,36.54</b>
<b>Culture Affairs Department</b>	2205	Art and Culture	36,53.80	36,53.80	31,51.27	31,51.27
	<b>Total -</b>	<b>Culture Affairs Department</b>	<b>36,53.80</b>	<b>36,53.80</b>	<b>31,51.27</b>	<b>31,51.27</b>
<b>Irrigation Department</b>	2701	Medium Irrigation	84,98.79	84,98.79	88,69.48	88,69.48
	2702	Minor Irrigation	3,27,76.70	3,27,76.70	3,37,04.73	3,37,04.73
	2705	Command Area Development	4,37.70	4,37.70	4,26.88	4,26.88
	3451	Secretariat-Economic Services	2,34.69	2,34.69	2,41.58	2,41.58
	4702	Capital Outlay on Minor Irrigation	---	---	1.11	1.11
	<b>Total -</b>	<b>Irrigation Department</b>	<b>4,19,47.88</b>	<b>4,19,47.88</b>	<b>4,32,43.78</b>	<b>4,32,43.78</b>
<b>Water Resources (Flood Control) Dept</b>	2711	Flood Control and Drainage	2,22,97.83	2,22,97.83	2,16,12.49	2,16,12.49
	3451	Secretariat-Economic Services	1,82.12	1,82.12	2,01.32	2,01.32
	<b>Total -</b>	<b>Water Resources (Flood Control) Dept</b>	<b>2,24,79.95</b>	<b>2,24,79.95</b>	<b>2,18,13.81</b>	<b>2,18,13.81</b>

**Appendix I**  
**Comparative Expenditure on Salary**

(Figures in <i>italics</i> represent <i>charged</i> expenditure)						
Department	Major Head	Description	2020-2021		2019-2020	
			<i>Charged/ Voted</i>	<i>Total</i>	<i>Charged/ Voted</i>	<i>Total</i>
Co-operation Department	2425	Co-operation	87,20.34	87,20.34	84,00.78	84,00.78
	<b>Total -</b>	<b>Co-operation Department</b>	<b>87,20.34</b>	<b>87,20.34</b>	<b>84,00.78</b>	<b>84,00.78</b>
Agriculture Department	2401	Crop Husbandry	2,34,38.01	2,34,38.01	2,38,04.59	2,38,04.59
	2415	Agricultural Research and Education	3,15,97.74	3,15,97.74	4,48,28.83	4,48,28.83
	2435	Other Agricultural Programmes	34,60.59	34,60.59	5,56.33	5,56.33
	<b>Total -</b>	<b>Agriculture Department</b>	<b>5,84,96.34</b>	<b>5,84,96.34</b>	<b>6,91,89.75</b>	<b>6,91,89.75</b>
Animal Husbandry & Veterinary Department	2403	Animal Husbandry	2,30,56.71	2,30,56.71	2,38,90.47	2,38,90.47
	<b>Total -</b>	<b>Animal Husbandry &amp; Veterinary Department</b>	<b>2,30,56.71</b>	<b>2,30,56.71</b>	<b>2,38,90.47</b>	<b>2,38,90.47</b>
Fisheries Department	2405	Fisheries	44,83.92	44,83.92	46,08.55	46,08.55
	2415	Agricultural Research and Education	1,57.91	1,57.91	1,66.46	1,66.46
	<b>Total -</b>	<b>Fisheries Department</b>	<b>46,41.83</b>	<b>46,41.83</b>	<b>47,75.01</b>	<b>47,75.01</b>

**Appendix I**  
**Comparative Expenditure on Salary**

(Figures in <i>italics</i> represent <i>charged</i> expenditure)						
(₹ In lakh)						
Department	Major Head	Description	2020-2021		2019-2020	
			<i>Charged/ Voted</i>	Total	<i>Charged/ Voted</i>	Total
<b>Industries and Commerce Department</b>	2851	Village and Small Industries	44,74.28	44,74.28	47,44.42	47,44.42
	2852	Industries	2,02.57	2,02.57	2,08.35	2,08.35
	<b>Total -</b>	<b>Industries and Commerce Department</b>	<b>46,76.85</b>	<b>46,76.85</b>	<b>49,52.77</b>	<b>49,52.77</b>
<b>Registration Department</b>	2030	Stamps and Registration	16,48.73	16,48.73	16,59.88	16,59.88
	3475	Other General Economic Services	31.29	31.29	29.05	29.05
	<b>Total -</b>	<b>Registration Department</b>	<b>16,80.02</b>	<b>16,80.02</b>	<b>16,88.93</b>	<b>16,88.93</b>
<b>Excise Department</b>	2039	State Excise	41,48.77	41,48.77	40,26.38	40,26.38
	2235	Social Security and Welfare	16,72.28	16,72.28	16,43.34	16,43.34
	<b>Total -</b>	<b>Excise Department</b>	<b>58,21.05</b>	<b>58,21.05</b>	<b>56,69.72</b>	<b>56,69.72</b>
<b>Sericulture Department</b>	2851	Village and Small Industries	77,86.84	77,86.84	77,51.40	77,51.40
	<b>Total -</b>	<b>Sericulture Department</b>	<b>77,86.84</b>	<b>77,86.84</b>	<b>77,51.40</b>	<b>77,51.40</b>
<b>Handloom, Textile &amp; Sericulture Dept</b>	2851	Village and Small Industries	97,96.43	97,96.43	1,04,32.70	1,04,32.70
	<b>Total -</b>	<b>Handloom, Textile &amp; Sericulture Dept</b>	<b>97,96.43</b>	<b>97,96.43</b>	<b>1,04,32.70</b>	<b>1,04,32.70</b>

**Appendix I**  
**Comparative Expenditure on Salary**

(Figures in <i>italics</i> represent <i>charged</i> expenditure)						
Department	Major Head	Description	2020-2021		2019-2020	
			<i>Charged/ Voted</i>	Total	<i>Charged/ Voted</i>	Total
<b>Power (Electricity) Department</b>	2045	Other Taxes and Duties on Commodities and Services	4,48.30	4,48.30	4,78.86	4,78.86
	2801	Power	93.00	93.00	1,55.50	1,55.50
	2853	Non-ferrous Mining and Metallurgical Industries	11,30.36	11,30.36	10,91.35	10,91.35
	<b>Total -</b>	<b>Power (Electricity) Department</b>	<b>16,71.66</b>	<b>16,71.66</b>	<b>17,25.71</b>	<b>17,25.71</b>
<b>Urban Development (T &amp; C) Department</b>	2215	Water Supply and Sanitation	2,44.55	2,44.55	2,37.97	2,37.97
	2216	Housing	4,90.73	4,90.73	2,62.00	2,62.00
	2217	Urban Development	20,83.60	20,83.60	19,98.78	19,98.78
	<b>Total -</b>	<b>Urban Development (T &amp; C) Department</b>	<b>28,18.88</b>	<b>28,18.88</b>	<b>24,98.75</b>	<b>24,98.75</b>
<b>Urban Development (MAD)</b>	2217	Urban Development	11,99.56	11,99.56	12,85.04	12,85.04
	<b>Total -</b>	<b>Urban Development (MAD)</b>	<b>11,99.56</b>	<b>11,99.56</b>	<b>12,85.04</b>	<b>12,85.04</b>
<b>Soil Conservation Department</b>	2402	Soil and Water Conservation	37,56.01	37,56.01	37,91.84	37,91.84
	2415	Agricultural Research and Education	2,79.30	2,79.30	2,75.99	2,75.99
	<b>Total -</b>	<b>Soil Conservation Department</b>	<b>40,35.31</b>	<b>40,35.31</b>	<b>40,67.83</b>	<b>40,67.83</b>



**Appendix I**  
**Comparative Expenditure on Salary**

(Figures in <i>italics</i> represent <i>charged</i> expenditure)						
(₹ In lakh)						
Department	Major Head	Description	2020-2021		2019-2020	
			<i>Charged/ Voted</i>	Total	<i>Charged/ Voted</i>	Total
Environment and Forest Department	2406	Forestry and Wild Life	3,72,34.47	3,72,34.47	3,48,94.39	3,48,94.39
	2415	Agricultural Research and Education	7,59.90	7,59.90	7,76.65	7,76.65
	<b>Total -</b>	<b>Environment and Forest Department</b>	<b>3,79,94.37</b>	<b>3,79,94.37</b>	<b>3,56,71.04</b>	<b>3,56,71.04</b>
Panchayat & Rural Development Department	2015	Elections	92.66	98.33	15.98	88.87
			5.67		72.89	
	2515	Other Rural Development Programmes	3,89,08.16	3,89,08.16	2,59,12.02	2,59,12.02
	<b>Total -</b>	<b>Panchayat &amp; Rural Development Department</b>	<b>92.66</b> <b>3,89,13.83</b>	<b>98.33</b> <b>3,90,06.49</b>	<b>15.98</b> <b>2,59,84.91</b>	<b>88.87</b> <b>2,60,00.89</b>
Rural Development Department	2501	Special Programmes for Rural Development	88,17.71	88,17.71	98,87.94	98,87.94
	<b>Total -</b>	<b>Rural Development Department</b>	<b>88,17.71</b>	<b>88,17.71</b>	<b>98,87.94</b>	<b>98,87.94</b>

**Appendix I**  
**Comparative Expenditure on Salary**

(Figures in <i>italics</i> represent <i>charged</i> expenditure)						
(₹ In lakh)						
Department	Major Head	Description	2020-2021		2019-2020	
			<i>Charged/ Voted</i>	Total	<i>Charged/ Voted</i>	Total
Finance Department	2047	Other Fiscal Services	1,77.52	1,77.52	1,60.24	1,60.24
	2052	Secretariat-General Services	96.12	96.12	64.28	64.28
	2054	Treasury and Accounts Administration	78,19.96	78,19.96	76,64.20	76,64.20
	2070	Other Administrative Services	27.35	27.35	28.59	28.59
	2075	Miscellaneous General Services	18,27.24	18,27.24	4,20,60.67	4,20,60.67
	<b>Total -</b>	<b>Finance Department</b>	<b>99,48.19</b>	<b>99,48.19</b>	<b>4,99,77.98</b>	<b>4,99,77.98</b>

**Appendix I**  
**Comparative Expenditure on Salary**

(Figures in <i>italics</i> represent <i>charged</i> expenditure)						
Department	Major Head	Description	2020-2021		2019-2020	
			<i>Charged/ Voted</i>	Total	<i>Charged/ Voted</i>	Total
Welfare of P.T. & B. C. Department	2029	Land Revenue	20,71.99	20,71.99	18,25.95	18,25.95
	2039	State Excise	4,72.04	4,72.04	4,47.57	4,47.57
	2041	Taxes on Vehicles	2,70.99	2,70.99	2,17.64	2,17.64
	2058	Stationery and Printing	61.29	61.29	59.09	59.09
	2059	Public Works	9,18.16	9,18.16	9,33.74	9,33.74
	2202	General Education	12,29,17.55	12,29,17.55	11,72,04.38	11,72,04.38
	2204	Sports and Youth Services	3,54.84	3,54.84	3,26.00	3,26.00
	2205	Art and Culture	2,24.59	2,24.59	2,00.49	2,00.49
	2210	Medical and Public Health	1,25,05.59	1,25,05.59	1,16,46.13	1,16,46.13
	2215	Water Supply and Sanitation	42,47.10	42,47.10	41,91.85	41,91.85
	2217	Urban Development	1,91.26	1,91.26	1,65.69	1,65.69
	2220	Information and Publicity	3,17.19	3,17.19	2,79.38	2,79.38
	2225	Welfare of Scheduled Castes, Scheduled Tribes, Other Backward Classes and Minorities	47,53.90	47,53.90	65,51.00	65,51.00
	2230	Labour, Employment and Skill Development	5,53.80	5,53.80	5,13.85	5,13.85
	2235	Social Security and Welfare	1,96.27	1,96.27	2,13.40	2,13.40
	2401	Crop Husbandry	31,06.32	31,06.32	27,80.22	27,80.22
	2402	Soil and Water Conservation	8,86.19	8,86.19	7,99.50	7,99.50
	2403	Animal Husbandry	21,39.11	21,39.11	20,46.30	20,46.30
	2405	Fisheries	3,62.16	3,62.16	3,58.28	3,58.28

**Appendix I**  
**Comparative Expenditure on Salary**

(Figures in <i>italics</i> represent <i>charged</i> expenditure)						
Department	Major Head	Description	2020-2021		2019-2020	
			<i>Charged/ Voted</i>	Total	<i>Charged/ Voted</i>	Total
<b>Welfare of P.T. &amp; B. C. Department</b>	2406	Forestry and Wild Life	67,22.60	67,22.60	56,93.97	56,93.97
	2408	Food Storage and Warehousing	5,21.59	5,21.59	4,59.27	4,59.27
	2425	Co-operation	6,90.56	6,90.56	6,38.50	6,38.50
	2501	Special Programmes for Rural Development	11,44.11	11,44.11	11,43.11	11,43.11
	2515	Other Rural Development Programmes	9,95.56	9,95.56	8,44.43	8,44.43
	2701	Medium Irrigation	50,08.96	50,08.96	44,58.66	44,58.66
	2702	Minor Irrigation	27,43.82	27,43.82	28,85.98	28,85.98
	2705	Command Area Development	83.25	83.25	85.81	85.81
	2711	Flood Control and Drainage	9,54.01	9,54.01	8,04.60	8,04.60
	2851	Village and Small Industries	31,37.95	31,37.95	31,89.26	31,89.26
	2852	Industries	88.69	88.69	54.57	54.57
	3054	Roads and Bridges	38,74.77	38,74.77	30,23.28	30,23.28
	3055	Road Transport	17.13	17.13	19.73	19.73
	3452	Tourism	32.60	32.60	21.46	21.46
	3454	Census Surveys and Statistics	3,28.66	3,28.66	2,75.70	2,75.70
	3475	Other General Economic Services	1,19.53	1,19.53	1,27.00	1,27.00
	<b>Total -</b>	<b>Welfare of P.T. &amp; B. C. Department</b>	<b>18,30,14.13</b>	<b>18,30,14.13</b>	<b>17,44,85.79</b>	<b>17,44,85.79</b>

**Appendix I**  
**Comparative Expenditure on Salary**

(Figures in <i>italics</i> represent <i>charged</i> expenditure)							(₹ In lakh)	
Department	Major Head	Description	2020-2021		2019-2020		<i>Charged/</i> <b>Total</b>	<i>Charged/</i> <b>Total</b>
			<i>Charged/</i> <b>Voted</b>	<b>Total</b>	<i>Charged/</i> <b>Voted</b>	<b>Total</b>		
Social Welfare Department	2235	Social Security and Welfare	6,09,64.77	6,09,64.77	6,10,73.92	6,10,73.92		
	2236	Nutrition	63.42	63.42	73.56	73.56		
	<b>Total -</b>	<b>Social Welfare Department</b>	<b>6,10,28.19</b>	<b>6,10,28.19</b>	<b>6,11,47.48</b>	<b>6,11,47.48</b>		

**Appendix I**  
**Comparative Expenditure on Salary**

(Figures in <i>italics</i> represent <i>charged</i> expenditure)						
Department	Major Head	Description	2020-2021		2019-2020	
			<i>Charged/ Voted</i>	Total	<i>Charged/ Voted</i>	Total
<b>Hill Areas Department</b>	2029	Land Revenue	3,84.64	3,84.64	3,85.62	3,85.62
	2039	State Excise	3,83.53	3,83.53	3,46.31	3,46.31
	2059	Public Works	10,43.29	10,43.29	9,79.45	9,79.45
	2202	General Education	5,67,58.54	5,67,58.54	5,15,36.00	5,15,36.00
	2203	Technical Education	1,04.29	1,04.29	97.47	97.47
	2204	Sports and Youth Services	96.45	96.45	84.68	84.68
	2205	Art and Culture	3,21.50	3,21.50	2,71.14	2,71.14
	2210	Medical and Public Health	92,94.78	92,94.78	82,42.81	82,42.81
	2211	Family Welfare	19,51.38	19,51.38	18,71.74	18,71.74
	2215	Water Supply and Sanitation	93,62.74	93,62.74	58,08.62	58,08.62
	2217	Urban Development	1,73.06	1,73.06	1,51.35	1,51.35
	2220	Information and Publicity	2,61.46	2,61.46	2,37.94	2,37.94
	2225	Welfare of Scheduled Castes, Scheduled Tribes, Other Backward Classes and Minorities	1,66.97	1,66.97	1,65.97	1,65.97
	2235	Social Security and Welfare	51,72.51	51,72.51	30,17.77	30,17.77
	2236	Nutrition	8.29	8.29	6.03	6.03
	2401	Crop Husbandry	39,15.58	39,15.58	35,84.75	35,84.75
	2402	Soil and Water Conservation	19,65.20	19,65.20	16,74.79	16,74.79
	2403	Animal Husbandry	28,73.34	28,73.34	22,09.83	22,09.83
	2404	Dairy Development	3,60.69	3,60.69	3,01.98	3,01.98

**Appendix I**  
**Comparative Expenditure on Salary**

(Figures in <i>italics</i> represent <i>charged</i> expenditure)						
Department	Major Head	Description	2020-2021		2019-2020	
			<i>Charged/ Voted</i>	Total	<i>Charged/ Voted</i>	Total
<b>Hill Areas Department</b>	2405	Fisheries	6,10.62	6,10.62	6,22.36	6,22.36
	2406	Forestry and Wild Life	38,94.46	38,94.46	36,58.41	36,58.41
	2408	Food Storage and Warehousing	1,87.87	1,87.87	1,76.07	1,76.07
	2415	Agricultural Research and Education	48.60	48.60	31.95	31.95
	2425	Co-operation	6,23.88	6,23.88	5,95.11	5,95.11
	2435	Other Agricultural Programmes	1,89.77	1,89.77	1,78.75	1,78.75
	2501	Special Programmes for Rural Development	8,49.44	8,49.44	9,07.21	9,07.21
	2515	Other Rural Development Programmes	18,47.22	18,47.22	19,52.63	19,52.63
	2701	Medium Irrigation	4,58.66	4,58.66	4,61.02	4,61.02
	2702	Minor Irrigation	36,39.56	36,39.56	36,31.56	36,31.56
	2711	Flood Control and Drainage	4,28.61	4,28.61	3,88.70	3,88.70
	2851	Village and Small Industries	42,38.83	42,38.83	40,33.08	40,33.08
	3054	Roads and Bridges	1,01,50.32	1,01,50.32	1,00,27.69	1,00,27.69
	3451	Secretariat-Economic Services	1,62.80	1,62.80	1,81.74	1,81.74
	3452	Tourism	87.74	87.74	75.70	75.70
	3475	Other General Economic Services	1,11.71	1,11.71	1,20.66	1,20.66
	<b>Total -</b>	<b>Hill Areas Department</b>	<b>12,21,28.33</b>	<b>12,21,28.33</b>	<b>10,80,16.89</b>	<b>10,80,16.89</b>

**Appendix I**  
**Comparative Expenditure on Salary**

(Figures in <i>italics</i> represent <i>charged</i> expenditure)						
Department	Major Head	Description	2020-2021		2019-2020	
			<i>Charged/ Voted</i>	Total	<i>Charged/ Voted</i>	Total
<b>Public Works (Road) Department</b>	2052	Secretariat-General Services	5,58.60	5,58.60	6,01.72	6,01.72
	2059	Public Works	1,44,17.30	1,44,17.30	1,47,40.52	1,47,40.52
	2216	Housing	56.94	56.94	55.17	55.17
	3054	Roads and Bridges	5,73,25.24	5,73,25.24	5,75,49.52	5,75,49.52
	<b>Total -</b>	<b>Public Works (Road) Department</b>	<b>7,23,58.08</b>	<b>7,23,58.08</b>	<b>7,29,46.93</b>	<b>7,29,46.93</b>
<b>Science Technology Environment Deptt.</b>	2810	New and Renewable Energy	1,27.92	1,27.92	1,37.54	1,37.54
	3425	Other Scientific Research	7,30.64	7,30.64	7,54.27	7,54.27
	<b>Total -</b>	<b>Science Technology Environment Deptt.</b>	<b>8,58.56</b>	<b>8,58.56</b>	<b>8,91.81</b>	<b>8,91.81</b>
<b>Pension &amp; Public Grievences Department</b>	2052	Secretariat-General Services	1,57.46	1,57.46	1,45.67	1,45.67
	<b>Total -</b>	<b>Pension &amp; Public Grievences Department</b>	<b>1,57.46</b>	<b>1,57.46</b>	<b>1,45.67</b>	<b>1,45.67</b>
<b>Dairy Development Department</b>	2404	Dairy Development	17,95.41	17,95.41	16,96.89	16,96.89
	<b>Total -</b>	<b>Dairy Development Department</b>	<b>17,95.41</b>	<b>17,95.41</b>	<b>16,96.89</b>	<b>16,96.89</b>



**Appendix I**  
**Comparative Expenditure on Salary**

(Figures in <i>italics</i> represent <i>charged</i> expenditure)						
(₹ In lakh)						
Department	Major Head	Description	2020-2021		2019-2020	
			<i>Charged/ Voted</i>	Total	<i>Charged/ Voted</i>	Total
<b>Border Protection &amp; Development Dept</b>	2575	Other Special Areas Programmes	95.19	95.19	1,05.74	1,05.74
	<b>Total -</b>	<b>Border Protection &amp; Development Dept</b>	<b>95.19</b>	<b>95.19</b>	<b>1,05.74</b>	<b>1,05.74</b>
<b>Finance (Taxation) Department</b>	2040	Taxes on Sales, Trades etc.	66,14.30	66,14.30	66,73.79	66,73.79
	<b>Total -</b>	<b>Finance (Taxation) Department</b>	<b>66,14.30</b>	<b>66,14.30</b>	<b>66,73.79</b>	<b>66,73.79</b>
<b>Guwahati Development Department</b>	2217	Urban Development	1,00.60	1,00.60	1,46.94	1,46.94
	<b>Total -</b>	<b>Guwahati Development Department</b>	<b>1,00.60</b>	<b>1,00.60</b>	<b>1,46.94</b>	<b>1,46.94</b>
<b>Welfare of Minorities Development Dept</b>	2070	Other Administrative Services	2,01.84	2,01.84	1,41.05	1,41.05
	2250	Other Social Services	94.60	94.60	1,08.16	1,08.16
	2575	Other Special Areas Programmes	3,92.63	3,92.63	3,65.49	3,65.49
	<b>Total -</b>	<b>Welfare of Minorities Development Dept</b>	<b>6,89.07</b>	<b>6,89.07</b>	<b>6,14.70</b>	<b>6,14.70</b>
<b>Chief Minister's Secretariat</b>	2052	Secretariat-General Services	2,03.28	2,03.28	2,33.66	2,33.66
	<b>Total -</b>	<b>Chief Minister's Secretariat</b>	<b>2,03.28</b>	<b>2,03.28</b>	<b>2,33.66</b>	<b>2,33.66</b>

**Appendix I**  
**Comparative Expenditure on Salary**

(Figures in <i>italics</i> represent <i>charged</i> expenditure)						
Department	Major Head	Description	2020-2021		2019-2020	
			<i>Charged/ Voted</i>	Total	<i>Charged/ Voted</i>	Total
Printing & Stationery Department	2058	Stationery and Printing	18,78.53	18,78.53	17,52.91	17,52.91
	<b>Total -</b>	<b>Printing &amp; Stationery Department</b>	<b>18,78.53</b>	<b>18,78.53</b>	<b>17,52.91</b>	<b>17,52.91</b>
Legislative Department	2014	Administration of Justice	15,71.66	15,71.66	14,76.98	14,76.98
	<b>Total -</b>	<b>Legislative Department</b>	<b>15,71.66</b>	<b>15,71.66</b>	<b>14,76.98</b>	<b>14,76.98</b>
Information and Public Relation Deptt.	2220	Information and Publicity	22,35.73	22,35.73	21,30.24	21,30.24
	<b>Total -</b>	<b>Information and Public Relation Deptt.</b>	<b>22,35.73</b>	<b>22,35.73</b>	<b>21,30.24</b>	<b>21,30.24</b>
Horticulture Department	2401	Crop Husbandry	5,91.78	5,91.78	5,33.19	5,33.19
	<b>Total -</b>	<b>Horticulture Department</b>	<b>5,91.78</b>	<b>5,91.78</b>	<b>5,33.19</b>	<b>5,33.19</b>
Labour and Welfare Department	2210	Medical and Public Health	15,29.88	15,29.88	14,66.89	14,66.89
	2230	Labour, Employment and Skill Development	30,68.88	30,68.88	30,15.03	30,15.03
	<b>Total -</b>	<b>Labour and Welfare Department</b>	<b>45,98.76</b>	<b>45,98.76</b>	<b>44,81.92</b>	<b>44,81.92</b>

**Appendix I**  
**Comparative Expenditure on Salary**

(Figures in <i>italics</i> represent <i>charged</i> expenditure)							(₹ In lakh)	
Department	Major Head	Description	2020-2021		2019-2020			
			<i>Charged/ Voted</i>	Total	<i>Charged/ Voted</i>	Total		
Skill, Employment & Entrepreneurship	2230	Labour, Employment and Skill Development	66,07.79	66,07.79	65,14.57	65,14.57		
	<b>Total -</b>	<b>Skill, Employment &amp; Entrepreneurship</b>	<b>66,07.79</b>	<b>66,07.79</b>	<b>65,14.57</b>	<b>65,14.57</b>		
<b>Grand Total -</b>			<i>67,13.36</i> <b>2,67,35,95.33</b>	<b>2,68,03,08.69</b>	<i>65,34.64</i> <b>2,69,43,23.42</b>	<b>2,70,08,58.06</b>		

**APPENDIX II**  
**Comparative Expenditure on Subsidy\***

(Rs. in lakh)

Department	Head of Account	Description	2020-2021	2019-2020
			<b>Total</b>	<b>Total</b>
<b>Food, Civil Supplies &amp; Consumer Affairs</b>	2408-01-102-4732	National Food Security Scheme	5,98,37.26	---
	2408-01-102-5955	State Support for Ujala Scheme	4,89.60	---
	<b>Total-</b>	<b>Food, Civil Supplies &amp; Consumer Affairs</b>	<b>6,03,26.86</b>	<b>---</b>
<b>Culture Affairs Department</b>	2205-00-102-692	Films	73.75	---
	<b>Total-</b>	<b>Culture Affairs Department</b>	<b>73.75</b>	<b>---</b>
<b>Co-operation Department</b>	2404-00-191-1894	Subsidy to Dairy Co-operatives	84.00	---
	2425-00-108-245	Subsidy to other Co-operative	44.50	27.20
	2425-00-108-526	Subsidy to Women Co-operative Society	36.85	---
	2425-00-3-3302	Subsidy to Assam Co-operative Training Institute, Jaisagar	15.29	---
	<b>Total-</b>	<b>Co-operation Department</b>	<b>1,80.64</b>	<b>27.20</b>
<b>Industries and Commerce Department</b>	2852-80-800-1744	Subsidy for Implementation of New Industrial Policy	47.50	12,80.92
	<b>Total-</b>	<b>Industries and Commerce Department</b>	<b>47.50</b>	<b>12,80.92</b>
<b>Power (Electricity) Department</b>	2801-80-800-2635	Power Purchase Subsidy	3,00,00.00	---
	2801-80-800-5798	Targeted Subsidy to APDCL	6,03,34.50	7,15,95.00
	<b>Total-</b>	<b>Power (Electricity) Department</b>	<b>9,03,34.50</b>	<b>7,15,95.00</b>
<b>Urban Development (T &amp; C) Department</b>	2217-03-800-5689	Housing for All (Pradhan Mantri Awas Yojana)	4,32,69.92	2,37,77.00
	<b>Total-</b>	<b>Urban Development (T &amp; C) Department</b>	<b>4,32,69.92</b>	<b>2,37,77.00</b>
<b>Finance Department</b>	2052-00-90-417	Director Institutional Finance Cell	17,59.00	25,00.00
	<b>Total-</b>	<b>Finance Department</b>	<b>17,59.00</b>	<b>25,00.00</b>

---



---

**APPENDIX II**  
**Comparative Expenditure on Subsidy\***

---



---

	Head of Account		2020-2021	2019-2020
			Total	Total
<b>Welfare of P.T. &amp; B. C. Department</b>	2225-01-793-818	Subsidy in Family Oriented Income Generating Scheme	5,23.57	1,84.80
	2225-03-102-3187	Subsidy for Family Oriented Income Generating Schemes OBC Families below Poverty Line	99.56	250.00
	<b>Total-</b>	<b>Welfare of P.T. &amp; B. C. Department</b>	<b>6,23.13</b>	<b>4,34.80</b>
	<b>TOTAL-</b>		<b>19,66,15.30</b>	<b>9,96,14.92</b>

\*The figures represent expenditure as booked under subsidy head in the accounts rendered by the State Government

**APPENDIX III**  
**GRANTS IN AID/ASSISTANCE GIVEN BY THE STATE GOVERNMENT**  
**(INSTITUTION-WISE AND SCHEME-WISE)**

		(In lakh of ₹)				
Recepients	Schemes	TSP/SCCP/ Normal/FC/ EAP	2020-2021	Of the Total amount released, amount sanctioned for creation of assets	2019-2020	Of the Total Amount released, amount sanctioned for creation of assets
<b>Panchayati Raj Institution</b>	Construction of New Pipe Water Supply Scheme and Renovation of defunct PWSS in Rural Area in Assam	Normal	---	---	8,28.48	8,28.48
	Rashtriya Gram Swaraj Abhiyan (RGSA)	Normal	9,54.19	---	33,22.00	---
	General Basic Grant	Normal	6,68,56.00	---	34,80,37.00	---
	General Performance Grant	Normal	---	---	1,20,20.00	---
	Establishment of Smart Gaon Panchayat in Convergence with line Department for Construction of new GP Building @ Rs. 25.00 lakh for 324X25.00 (L) GP=8100.00LAKH	Normal	4,37.68	---	---	---
	Others[below 1 crore]	Normal	8.44	8.44	70.73	---
<b>Urban Local Bodies</b>	Assam Urban Water Supply & Sewerage Board (AUWSS)	Normal	---	---	7,26.01	---
	Guwahati Municipal Corporation	Normal	47,48.47	---	63,83.40	---
	Construction/ Installation of Public Toilet	Normal	---	---	2,36.80	2,36.80
	Guwahati Metropolitan Development Authority	Normal	1,97.41	---	20,11.92	---
	Construction/ Improvement of Road with Paver Block in the ULBs	Normal	9,50.31	9,50.31	38,19.83	38,19.83
	Energy Bill of ULBs	Normal	---	---	5,85.01	---
	GIA to ULB (Financial Support)	Normal	5,17.31	---	---	---
	Incentive Grant under the Award of the State Finance Commission ULBs	FC	---	---	1,16.00	---
	Construction/ Improvement of Drains in the ULBs	Normal	12,91.94	12,91.94	4,52.68	4,52.68
	Chief Minister's Special Package for Barak Valley	Normal	---	---	1,15.00	1,15.00
	Installation of Water Supply Plants in MBs and TCs under Recommendation of 5th Assam Finance Commission	FC	---	---	2,88.77	2,88.77
	Town Hall cum Office	Normal	1,39.30	1,39.30	---	---
	Award of Central Finance Commission	FC	2,50,19.70	---	1,89,80.32	---
	Swachh Bharat Abhijan	Normal	3,34.40	3,34.40	92,52.65	92,52.65
	Award of State Finance Commission	FC	---	---	7,01.78	---
	State Finance Commission (Revenue Gap)	FC	---	---	1,08,82.75	---
	Street Light to Urban Local Bodies (ULB)	Normal	22,02.52	22,02.52	31,00.80	31,00.80
	Others[below 1 crore]	Normal	94.82	33.44	1,78.98	30.50

**APPENDIX III**  
**GRANTS IN AID/ASSISTANCE GIVEN BY THE STATE GOVERNMENT**  
**(INSTITUTION-WISE AND SCHEME-WISE)**

		(In lakh of ₹)				
Receipients	Schemes	TSP/SCCP/ Normal/FC/ EAP	2020-2021	Of the Total amount released, amount sanctioned for creation of assets	2019-2020	Of the Total amount released, amount sanctioned for creation of assets
<b>Public Sector Undertaking</b>	Agriculture Farming Corporation	Normal	---	---	2,00.00	---
	Films	Normal	---	---	2,74.15	---
	Assistance to OBC Development Corporation Ltd. for Salary Support	Normal	3,51.95	---	2,97.78	---
	Assam Electricity Grid Corporation Ltd. (AEGCL)	Normal	---	---	12,50.00	---
	Assam Power Distribution Company Ltd. (APDCL)	Normal	---	---	7,50.00	---
	Assistance to Public Sector and Other Undertakings	Normal	---	---	2,99.00	---
	Grants to APTDC Ltd. for Development Programme	Normal	1,40.00	---	3,50.00	---
	Assam State Transport Corporation (A.S.T.C.)	Normal	51,77.36	---	3,20.00	---
	Others[below 1 crore]	Normal	88.25	---	---	---
<b>Autonomous Bodies</b>	Assistance to the Bodoland Autonomous Council	Normal	---	---	16,54.30	---
	Assistance to the Lalung (Tiwa) Autonomous Council	Normal	12,52.35	---	---	---
	Assistance to the Mising Autonomous Council	Normal	27,54.70	---	98,99.00	---
	Assistance to the Rabha Hasong Autonomous Council	Normal	21,41.23	---	73,54.10	---
	General	Normal	2,00.00	---	2,90.95	---
	Assistance to Bodoland Territorial Council	Normal	---	---	9,65.41	---
	Majuli University of Culture	Normal	1,42.50	---	1,17.00	---
	Special Grants to Karbi Anglong Autonomous Council	Normal	45,37.55	---	2,04,48.52	21,15.25
	Special Grant to Bodoland Autonomous Council	Normal	7,49.09	---	6,95,55.19	51,94.19
	Special Grants to Dima Hasao Autonomous Council	Normal	10,07.41	---	6,66.41	---
	Chief Minister Special Onetime Assistance to Tai Ahom Devlovement Council	Normal	26,28.85	---	---	---
	Administration Grants for Bodoland Territorial Council (BTC)	Normal	---	---	16,50.00	---
	K.K. Handique State Open University	Normal	---	---	3,00.00	---
	Assistance to Deuri Autonomous Council (DAC)	Normal	7,08.18	---	24,10.60	---
	Assistance to Sonowal Cachari Autonomous Council	Normal	---	---	38,96.70	---
	Assistance to Thengal Cachari Autonomous Council	Normal	6,26.34	---	21,37.80	---
	Grants to New Universities under SCA	Normal	16,72.42	---	21,55.84	---

**APPENDIX III**  
**GRANTS IN AID/ASSISTANCE GIVEN BY THE STATE GOVERNMENT**  
**(INSTITUTION-WISE AND SCHEME-WISE)**

		(In lakh of ₹)				
Receipients	Schemes	TSP/SCCP/ Normal/FC/ EAP	2020-2021	Of the Total amount released, amount sanctioned for creation of assets	2019-2020	Of the Total amount released, amount sanctioned for creation of assets
<b>Autonomous Bodies</b>	Election to Autonomous & Development Council	Normal	5,56.00	---	---	---
	Srimanta Sankardev University	Normal	---	---	3,00.00	---
	Three (3) New Universities through Upgradation of Existing Colleges	Normal	---	---	1,39.20	---
	Development of Assam Agricultural University	Normal	---	---	7,00.00	7,00.00
	Shri Shri Bhattadev University	Normal	---	---	1,60.31	---
	Others[below 1 crore]	Normal	3,81.57	45.00	4,05.46	7,47.74
<b>Non-Government Organisation</b>	Other Welfare Schemes	Normal	---	---	2,22.00	---
	Non-Government Cultural Organisation	Normal	9,92.82	---	---	---
	Other Expenditure	Normal	2,24.50	---	1,81.00	---
	Voluntary Welfare Organisation	Normal	---	---	1,67.00	---
	Sarba Siksha Abhijan	Normal	4,96,15.64	---	6,90,61.60	---
	Expenditure on Assam Tea Tribes Welfare Board (ATEWB)	Normal	---	---	1,66.62	---
	National Health Mission (NHM)	Normal	2,31,80.48	---	3,05,83.55	---
	Implementation of Integrated Child Protection Scheme (ICPS)	Normal	3,94.42	---	7,84.07	---
	Mahatma Gandhi National Rural Employment Guarantee Act (MGNREGA)	Normal	6,90,62.28	---	1,79,80.34	---
	Implementation of DRDA Scheme	Normal	---	---	13,39.27	---
	Shyama Prasad Mukharjee Urban Mission (SPMRM)	Normal	2,25.00	---	3,60.00	---
	Others[below 1 crore]	Normal	2,56.70	---	7,06.17	---
<b>Non-Government Educational Institutions</b>	Government Teachers Serving in Non-Government Schools	Normal	4,62.98	---	---	---
	Grants to Non-Government Arts College	Normal	4,18.00	---	3,08.96	---
	Provincialised Teachers/ Employees Serving in Non-Government Colleges	Normal	17,19.29	---	6,06.44	---
	Others[below 1 crore]	Normal	1,41.01	---	2,31.19	---
<b>Other</b>	Dictionary Grants	Normal	1,11.14	---	---	---
	Assistance to Local Bodies for Primary Education	Normal	2,36,76.33	---	1,95,31.02	---
	Handicraft Industries	Normal	4,88.00	---	5,11.05	---



**APPENDIX III**  
**GRANTS IN AID/ASSISTANCE GIVEN BY THE STATE GOVERNMENT**  
**(INSTITUTION-WISE AND SCHEME-WISE)**

		(In lakh of ₹)				
Receipients	Schemes	TSP/SCCP/ Normal/FC/ EAP	2020-2021	Of the Total amount released, amount sanctioned for creation of assets	2019-2020	Of the Total amount released, amount sanctioned for creation of assets
<b>Other</b>	District Development Schemes	Normal	11,43.39	---	42,12.85	---
	Sericulture Farms	Normal	---	---	2,13.50	---
	Common & Other Schemes	Normal	19,95.78	---	7,44.33	---
	PMGSY Maintenance to ASRB	Normal	42,00.00	---	---	---
	District & Subordinate Offices	Normal	3,94.14	---	1,57.04	---
	District Police Proper	Normal	28,02.00	28,02.00	12,25.76	12,25.76
	Flow Irrigation	Normal	---	---	2,05,67.07	---
	General	Normal	10,56.23	---	21,64.52	---
	Government Middle School	Normal	8,11.19	---	---	---
	Government Primary School	Normal	11,73.39	---	17,30.13	---
	High Yielding Varieties Programme (H.Y.V.P)	Normal	4,42.00	---	---	---
	Headquarters Establishment	Normal	37,01.63	1,29.13	15,44.50	---
	Implementation of Integrated Child Development Service Schemes (ICDS)	Normal	---	---	17,13.09	---
	Other Welfare Schemes	Normal	1,62,08.74	---	1,91,90.80	---
	Reclamation of Derelict Water Bodies	Normal	---	---	1,97.52	---
	Other Miscellaneous Charges	Normal	---	---	5,48.63	---
	Subordinate Establishment	Normal	1,39.05	---	---	---
	Veterinary Services and Animal Health	Normal	---	---	2,66.99	---
	Development Scheme for Handloom Weavers for BTC	Normal	---	---	25,00.00	---
	Mukhya Mantrir Grammya Paribahan Achoni	Normal	---	---	25,00.00	---
	National Social Assistance Programme (NSAP)	Normal	7,98,57.84	---	4,01,37.71	---
	General Road Works	Normal	29,43,42.75	29,43,42.75	38,97,88.72	38,97,88.72
	Finance Department	Normal	10,16.00	---	2,05,51.00	2,05,51.00

**APPENDIX III**  
**GRANTS IN AID/ASSISTANCE GIVEN BY THE STATE GOVERNMENT**  
**(INSTITUTION-WISE AND SCHEME-WISE)**

		(In lakh of ₹)				
Receipients	Schemes	TSP/SCCP/ Normal/FC/ EAP	2020-2021	Of the Total amount released, amount sanctioned for creation of assets	2019-2020	Of the Total amount released, amount sanctioned for creation of assets
<b>Other</b>	Director Institutional Finance Cell	Normal	16,29,86.03	2,00,00.00	80,45.69	31,22.00
	Foreigner Tribunal	Normal	11,00.33	---	---	---
	Assam Minorities Development Board	Normal	9,69.65	---	15,04.95	1,39.33
	Special Commission of Enquiry Assam State Human Rights Commission	Normal	9,25.35	9,25.35	5,00.00	5,00.00
	Supply of Free Text Books	Normal	5,60.31	---	17,16.00	---
	Other Expenditure (Miscellaneous Schemes)	Normal	53,65.31	---	13,47.29	---
	Government Art College (Cotton College)	Normal	3,37.60	---	---	---
	Development of Culture Activities, Fair Festivities Competition etc.	Normal	10,80.00	---	---	---
	Films	Normal	1,32.31	---	1,96.68	---
	Assistance to Srimanta Sankardev Kalakhetra	Normal	3,42.31	---	6,09.00	---
	Gauhati Medical College and Hospital, Guwahati	Normal	---	---	6,14.54	6,14.54
	Rural Water Supply	Normal	1,57,34.66	1,57,34.66	54,41.60	54,41.60
	Other Expenditure	Normal	1,61,24.02	---	1,08,07.76	---
	Subsidy in Family Oriented Income Generating Scheme	Normal	5,23.57	---	1,84.80	---
	Others	Normal	21,79.73	---	18,74.20	---
	Literacy Campaigning for Saakshar Bharat Mission (SBM)	Normal	3,26.25	---	---	---
	Grants to ST Patients Suffering from Cancer and Malignant Disease	Normal	---	---	1,64.80	---
	Amenities to Families of Ex-Servicemen	Normal	1,27.63	---	1,37.24	---
	Relief & Rehabilitation for Disturbance Relief	Normal	11,86.95	---	14,53.20	---
	Implementation of Disabilities Act.	Normal	---	---	1,58.46	---
	Others	Normal	2,10,02.20	7,61.30	1,65,88.33	1,55,82.79
	Special Nutrition Programme (PMGY)	Normal	5,09,96.03	2,16,50.24	6,15,95.60	3,14,76.62
	Disaster Management Programme	Normal	4,60.11	---	40,41.15	---

**APPENDIX III**  
**GRANTS IN AID/ASSISTANCE GIVEN BY THE STATE GOVERNMENT**  
**(INSTITUTION-WISE AND SCHEME-WISE)**

Recepients	Schemes	TSP/SCCP/ Normal/FC/ EAP	2020-2021	Of the Total amount released, amount sanctioned for creation of assets	(In lakh of ₹)	
					2019-2020	Of the Total amount released, amount sanctioned for creation of assets
<b>Other</b>	National Agricultural Extension Project-III (Mission Double Cropping)	Normal	1,34.93	---	---	---
	Grants-in-Aid to Assam Poultry Co-operation Ltd.	Normal	1,59.70	---	---	---
	Training in Dairy Science	Normal	1,90.00	---	1,72.00	---
	Fish and Fish Seed Farming	Normal	---	---	4,47.48	---
	Headquarters Organisation for Hills District	Normal	7,12.50	---	2,69.04	---
	SIRD	Normal	1,95.00	---	2,15.92	---
	Agriculture Department	Normal	---	---	75,13.94	---
	Assam State Road Safety Fund	Normal	8,01.80	---	37,66.00	---
	Man Power Division	Normal	1,42.50	---	1,40.00	---
	Sub-Divisional Development Schemes	Normal	6,85,24.55	1,90.00	4,06,63.01	---
	Tourist Information and Publicity	Normal	21,94.50	---	64,04.00	---
	General Administration Department (Estate officer)	Normal	1,07,68.25	---	59,37.75	---
	Assam Infrastructure Financing Authority	Normal	95,00.00	95,00.00	---	---
	Assam Electricity Regulatory Commission	Normal	---	---	3,00.00	3,00.00
	Assam Publication Board	Normal	---	---	2,20.00	---
	Sarba Siksha Abhijan	Normal	2,04,97.70	1,39,88.89	55,78.07	---
	Assistance to State Prohibition Council	Normal	2,85.00	---	---	---
	Subsidy for Implementation of New Industrial Policy	Normal	---	---	12,80.92	---
	Grants to Hoj Committee	Normal	---	---	1,34.30	---
	Water Supply and Sanitation (Nirmal Bharat Abhiyan/ Swaccha Bharat Mission)	Normal	7,47,51.57	7,47,51.57	1,73,72.79	1,73,72.79
	Grants for Election in BTC	Normal	18,59.32	---	18,59.00	---
	Improvement of Drainage System at Dibrugarh Town	Normal	3,29.00	3,29.00	---	---
	Purchase of Training Materials/ Equipment for ATEWB Training Centre	Normal	---	---	1,75.33	---
	Financial Assistance for Higher Studies	Normal	1,72.05	---	1,59.92	---
	Mahila Samridhi Scheme	Normal	4,75.00	---	4,99.90	---
	College of Nursing at Kokrajhar	Normal	---	---	2,92.41	2,92.41

**APPENDIX III**  
**GRANTS IN AID/ASSISTANCE GIVEN BY THE STATE GOVERNMENT**  
**(INSTITUTION-WISE AND SCHEME-WISE)**

		(In lakh of ₹)				
Receptients	Schemes	TSP/SCCP/ Normal/FC/ EAP	2020-2021	Of the Total amount released, amount sanctioned for creation of assets	2019-2020	Of the Total amount released, amount sanctioned for creation of assets
<b>Other</b>	Infrastructure Development in Other Towns	Normal	---	---	1,36.05	1,36.05
	Atal Atma Sanstha Yojana (SIPRD)	Normal	---	---	4,00.00	---
	Implementation of Mahila Sakti Kendra Scheme	Normal	4,73.79	---	2,22.51	---
	Warehouse Infrastructure Fund	Normal	---	---	2,34.84	2,34.84
	Replacement of existing Bamboo/ Wooden Poles in HT/LT Network of APDCL and upgradation of low lying Sub Station prone to flooding	Normal	---	---	18,75.00	---
	Expansion of 1912 Helpline throughout the State	Normal	---	---	1,60.00	---
	Dharmajyoti	Normal	---	---	3,00.00	---
	FOIGS for ST	Normal	---	---	1,49.98	---
	Financial Assistance for ANM/ GNM/ Technical Courses	Normal	---	---	1,54.70	---
	SSA Employees Welfare Fund	Normal	1,97.50	---	1,80.00	---
	Skilling of 1.5 lakh Beneficiaries	Normal	14,25.00	---	23,00.00	---
	Setting up of North East Skill Centre in Collaboration with ITEES, Singapore	Normal	1,71.00	---	4,68.13	---
	Regional Connectivity Scheme (RCS)	Normal	5,10.00	---	18,85.11	---
	State Contribution for Up-gradation of Government Medical Colleges under PMSSY Phase-III	Normal	---	---	30,00.00	30,00.00
	Financial Assistance to the Farmers for Farm Implements - Mukhya Mantri Krishi Saj Sajuli Yojana	Normal	---	---	1,55,00.00	---
	PRANAM Commission	Normal	---	---	1,50,60.44	---
	Construction of Bridge over River Brahmaputra connecting Guwahati to North Guwahati (New Development Bank BRICS)	Normal	4,40,00.00	4,40,00.00	2,45,00.00	2,45,00.00
	National Bamboo Mission (NBM)	Normal	3,58.93	---	---	---
	Financial Assistance to Assam Road Transport	Normal	---	---	25,00.00	---
	Relief package for Boatmen, Restaurant etc. affected by New Bridges over River Brahmaputra	Normal	---	---	3,30.80	---
	Skill Acquisition and Knowledge Awareness Livelihood Project (SANKALP)	Normal	---	---	10,59.22	---

**APPENDIX III**  
**GRANTS IN AID/ASSISTANCE GIVEN BY THE STATE GOVERNMENT**  
**(INSTITUTION-WISE AND SCHEME-WISE)**

		(In lakh of ₹)				
Receipients	Schemes	TSP/SCCP/ Normal/FC/ EAP	2020-2021	Of the Total amount released, amount sanctioned for creation of assets	2019-2020	Of the Total amount released, amount sanctioned for creation of assets
<b>Other</b>	State Share for Infrastructure Development Project under Promotion of MSME in NE and Sikkim	Normal	9,32.88	9,32.88	7,43.75	7,43.75
	Incentive to Sarthebari Artisan	Normal	---	---	4,30.95	---
	DDUGJY and SAUBHAGYA Scheme	Normal	80,44.00	---	2,43,22.00	---
	Indira Miri Window Pension Achoni for age Group 18 to 59 years left out from IGNWPS under NSAP and One Time Grant of Rs. 25000/-	Normal	71,25.00	---	44,55.00	---
	Dharampur Horticulture Campus	Normal	---	---	8,98.23	8,98.23
	Pradhan Mantri Krishi Sinchai Yojana - Har Khet ko Pani	Normal	87,37.12	---	3,93,27.68	---
	Skill Strengthening for Industrial Value Enhancement	Normal	---	---	1,17.69	---
	Enhancing Skill Development Infrastructure	Normal	1,45.65	1,45.65	---	---
	Skill Strengthening for Industrial Value enhancement (STRIVE)	Normal	2,84.00	---	---	---
	Bardikarai Small Hydro Electric Project	Normal	1,53.60	---	22,14.16	---
	Heads of State Visit	Normal	2,36.00	---	5,00.00	---
	Assistance to ATEPFO for Retirement Benefits of Tea Garden Workers	Normal	4,75.00	---	---	---
	Sakhi Express	Normal	28,69.65	---	---	---
	Power Purchase Subsidy	Normal	3,00,00.00	---	---	---
	Procurement of Meters	Normal	4,75.00	4,75.00	---	---
	Reimbursement against RTE Norms	Normal	1,90.00	---	---	---
	Honorarium to Mid-Day-Meal Workers	Normal	59,49.90	---	---	---
	Strengthening of the State Drug Regulatory System	Normal	47,14.44	---	---	---
	Improvement of Road in Biswanath Chariali Town	Normal	1,99.07	1,99.07	---	---
	Chief Ministers Special Scheme/ Programme	Normal	94,08.60	---	64,83.48	---
	Mid-Day-Meal Scheme for Honorarium to Cook-cum-Helper	Normal	5,86.27	---	11,87.19	---
	Special Incentive for ST(P) Meritorious Students	Normal	---	---	1,51.55	---
	National Mission for Empowerment of Women including Indira Gandhi Matritrav Sahyog Yojana (IGMSY)	Normal	20,63.24	---	13,76.28	---
	Rajiv Gandhi Scheme for Empowerment of Adolescent Girls (SABALA)	Normal	2,44.65	---	16,77.12	---
	Capacity Building for Disaster Response	Normal	2,12.33	---	9,81.37	---

**APPENDIX III**  
**GRANTS IN AID/ASSISTANCE GIVEN BY THE STATE GOVERNMENT**  
**(INSTITUTION-WISE AND SCHEME-WISE)**

(In lakh of ₹)						
Receipients	Schemes	TSP/SCCP/ Normal/FC/ EAP	2020-2021	Of the Total amount released, amount sanctioned for creation of assets	2019-2020	Of the Total amount released, amount sanctioned for creation of assets
<b>Other</b>	Multi Sectoral Development Programme for Minorities in selected Minority Concentration Districts	Normal	1,42,94.18	1,42,94.18	46,83.46	46,83.46
	National Law School and Judicial Academy, Assam	Normal	3,30.15	---	3,55.00	---
	Administrative Reforms & Training	Normal	23,08.00	---	---	---
	Directorate of AYUSH (Headquarter Establishment)	Normal	---	---	3,44.94	---
	Handloom Production Centre	Normal	1,28.33	---	14,90.20	---
	10% Central Pool Fund for NE Region	Normal	9,00.29	9,00.29	12,51.94	12,51.94
	Strengthening of ASTE Council	Normal	4,75.00	---	---	---
	Popularisation of Science	Normal	3,04.00	---	8,00.00	---
	Subsidy for Family Oriented Income Generating Schemes OBC Families Below Poverty Line	Normal	---	---	2,50.00	---
	Rehabilitation of Surrendered Misguided Youths	Normal	84,56.85	---	30,99.08	---
	Family Oriented Income Generating Scheme (FOIGS)	Normal	---	---	2,50.00	---
	Promotion of Information Technology	Normal	4,66.02	---	2,75.72	---
	Assam State Wide Area Network (ASWAN)	Normal	5,75.00	---	14,00.00	---
	UIDSMT under JNNURM	Normal	---	---	1,70.75	1,70.75
	Bio-Technology Park	Normal	1,46.38	1,46.38	---	---
	National Health Mission (NHM)	Normal	30,77,86.81	---	20,10,87.34	---
	Assam Vikash Yojana	Normal	2,61.25	---	9,11.85	---
	Assistance to Seed Village Development and Infrastructure Facilities for Production and Distribution of Quality Seed	Normal	---	---	17,78.00	---
	Rastriya Krishi Vikash Yojana (RKVY)	Normal	1,36,67.37	---	3,90,42.22	---
	Mid-Day-Meal Scheme for Cooking Cost	Normal	4,24,12.39	---	6,06,08.69	---
	Rastriya Madhyamik Shiksha Abhijan (RMSA)	Normal	2,11,99.34	---	57,07.03	---
	Assam Hills Medical College & Research Institute, Diphu	Normal	---	---	96,13.00	---
	Implementation of Integrated Child Protection Scheme (ICPS)	Normal	12,84.77	---	20,72.16	---

**APPENDIX III**  
**GRANTS IN AID/ASSISTANCE GIVEN BY THE STATE GOVERNMENT**  
**(INSTITUTION-WISE AND SCHEME-WISE)**

		(In lakh of ₹)				
Receipients	Schemes	TSP/SCCP/ Normal/FC/ EAP	2020-2021	Of the Total amount released, amount sanctioned for creation of assets	2019-2020	Of the Total amount released, amount sanctioned for creation of assets
<b>Other</b>	South Guwahati Central Water Supply Project & North Guwahati Water Supply Project (JICA)	Normal	---	---	1,25,00.00	---
	State Share under Central Pool Fund for N.E. Region	Normal	---	---	1,28.21	1,28.21
	Grants under Article 275 (i) of Constitution for Tribal Development	Normal	33,15.78	---	66,13.12	---
	National Urban Livelihood Mission (NULM)	Normal	10,44.56	---	16,51.58	---
	Rural Infrastructure Development Fund (R.I.D.F.)	Normal	1,74,87.63	---	38,88.00	---
	Assam State Disaster Management Authority	Normal	3,67.79	---	8,76.94	---
	Assam Infrastructure Project (ADB)	Normal	73,39.00	---	1,58,94.53	---
	Construction of 4 Nos. of Road including Box Culverts Pucca Drainage in Lakhipur Town	Normal	---	---	2,19.18	2,19.18
	Publication of Books & Production of Feature Film on Tribal Freedom Fighter	Normal	---	---	1,32.45	---
	e-Districts	Normal	4,46.32	---	6,84.00	---
	ESDM Cluster Development	Normal	5,30.10	---	---	---
	Strengthening & Capacity Building of AEDC Ltd. and AMTRON (India) Informatics Ltd.	Normal	19,78.00	---	---	---
	Rehabilitation Grant (Flood)	Normal	53,86.97	---	16,15.83	---
	Rehabilitation Grant (Cyclone)	Normal	2,37.92	---	1,24.42	---
	Construction of Road from Rongaichara Bazar to Bhola Bazar	Normal	---	---	1,24.01	1,24.01
	Scheme for Implementation of Person with Disability Act, 1995 (SIPDA)	Normal	2,35.26	2,35.26	---	---
	Water Supply Project in Tinsukia Town	Normal	12,90.06	12,90.06	---	---
	Construction of Road from Subhajibhar to Uttar Ballamguri via Kumarshali at Bijni	Normal	---	---	7,74.82	7,74.82
	Metalling & B.T. of Road from Jaipur NH-31 C to Amguri J.D. Road (Dumbruguri to Amguri) including Construction of RCC Bridges & Culverts	Normal	---	---	2,61.80	2,61.80
	Provincialised Teachers/ Employees Serving in Non-Government Colleges	Normal	3,49.20	---	4,36.03	---
	Rashtriya Gram Swaraj Abhiyan (RGSA)	Normal	3,11.00	---	1,11.00	---

**APPENDIX III**  
**GRANTS IN AID/ASSISTANCE GIVEN BY THE STATE GOVERNMENT**  
**(INSTITUTION-WISE AND SCHEME-WISE)**

		(In lakh of ₹)				
Receptients	Schemes	TSP/SCCP/ Normal/FC/ EAP	2020-2021	Of the Total amount released, amount sanctioned for creation of assets	2019-2020	Of the Total amount released, amount sanctioned for creation of assets
<b>Other</b>	Assam Administrative Staff College Society	Normal	2,85.00	---	2,70.00	---
	Gratuitous Relief (Flood)	Normal	3,25,93.02	1,00.00	1,63,79.91	---
	Judicial Academy, Assam	Normal	---	---	2,28.60	---
	Financial Assistance to the ST(P) Students Qualified for appearing in the Final Examination of IAS/IPS/ACS	Normal	---	---	1,41.00	---
	Welfare of Transgender Community (Hijra)	Normal	---	---	1,60.00	---
	National Food Security Mission	Normal	1,98,99.75	---	84,64.50	---
	Construction of Class Room/ Additional Class Room, Science Laboratory etc.	Normal	2,07.39	---	2,07.95	---
	IT Infrastructure Support and Services for State Data Centre	Normal	---	---	1,48.80	---
	Rastriya Ucchatar Shiksha Abhijan	Normal	33,98.79	---	75,92.76	---
	National Mission on Sustainable Agriculture	Normal	15,39.34	---	9,38.74	---
	National Mission on Agriculture Extension & Technology	Normal	16,35.41	---	12,31.75	---
	National Livestock Health and Disease Control Programme	Normal	9,20.84	---	---	---
	National Livestock Management Programme	Normal	5,00.18	---	8,93.09	---
	National Mission on Ayush including Mission on Medicinal Plant	Normal	3,47.15	---	37,94.96	---
	National Rural Drinking Water Programme	Normal	5,74,05.76	5,74,05.76	3,21,47.31	3,21,47.31
	National Rural Livelihood Mission (NRLM)	Normal	3,68,14.80	---	3,60,62.15	---
	Integrated Watershed Management Programme (IWMP)	Normal	1,69,26.00	---	74,14.00	---
	Grants-in-aid to Assam Khadi and Village Industries Board	Normal	4,23.97	---	3,35.00	---
	Implementation of DRDA Scheme	Normal	---	---	1,48.81	---
	Assam Agri-Business & Rural Transformation Project (APART) (World Bank)	EAP	2,57,00.00	---	5,00.00	---
	Assam Rural Infrastructure Development Fund (RIDF)-NABARDs Loan Component	Normal	10,94.50	---	77,79.16	77,79.16
	Provision for State Share of Non-Lapsable Central Pool of Resource (NLCPR) Project	Normal	---	---	13,51.29	13,51.29



**APPENDIX III**  
**GRANTS IN AID/ASSISTANCE GIVEN BY THE STATE GOVERNMENT**  
**(INSTITUTION-WISE AND SCHEME-WISE)**

		(In lakh of ₹)				
Receipients	Schemes	TSP/SCCP/ Normal/FC/ EAP	2020-2021	Of the Total amount released, amount sanctioned for creation of assets	2019-2020	Of the Total amount released, amount sanctioned for creation of assets
<b>Other</b>	Payment of dues as per FTFRP	Normal	2,00,00.00	---	4,00,00.00	---
	Horticulture Mission for North East and Himalayan State	Normal	52,94.56	---	70,56.58	---
	Award of Central Finance Commission	FC	---	---	14,23.00	---
	APSEIP Tranche 4 (ADB)	Normal	2,72,03.00	---	---	---
	Financial Support for Maintenance of State Road by PWRD (Assam Road Maintenance Fund)- Mukhya Mantri Path Nirman Yojana	Normal	3,15.00	---	---	---
	General Basic Grant	Normal	20,45.22	---	---	---
	Chief Ministers Special Package for Dhakuakhana	Normal	---	---	3,75.26	---
	Grants to BMDC under CM Special Package for Barak Valley for Completion of Ongoing Project	Normal	---	---	1,78.46	---
	Grants @ Rs. 10,000/- to 2000 Women SHG	Normal	---	---	1,37.80	---
	Price Stabilisation of Fund	Normal	---	---	50,00.00	50,00.00
	Pradhan Mantri Krishi Sinchayee Yojana (PMKSY)-Per Drop More Crop	Normal	31,05.46	---	2,59.36	---
	Smart City Mission	Normal	---	---	11,80.00	---
	Housing for All (Pradhan Mantri Awas Yojana)	Normal	4,32,69.92	4,32,69.92	2,37,77.00	2,37,77.00
	Pradhan Mantri Awas Yojana (Gramin) PMAY-G	Normal	16,70,47.24	16,70,47.24	15,27,45.80	15,27,45.80
	Pradhan Mantrir Fasal Bima Yojana	Normal	12,52.35	---	16,47.65	---
	Sankardev Chair in the Ten (10) Leading Universities	Normal	---	---	5,00.00	---
	Free Text Books to the Students from Class IX to X	Normal	57,00.00	---	61,50.00	---
	Assam Inland Water Transport Development Society	Normal	32,00.00	---	---	---
	Blue Revolution-Integrated Development and Management of Fisheries	Normal	27,16.90	---	2,70.45	---
	Assam Integrated Flood & River Bank Erosion Risk Management Investment Programme	Normal	---	---	3,11,11.11	---
	Amaar Aalohi Rural Homestay Scheme	Normal	1,56.75	---	---	---
	State Innovation and Transformation Aayog (SITA)	Normal	---	---	10,00.00	---
	Ujjal DISCOM Assurance Yojana (UDAY)	Normal	60,06.85	---	20,00.00	---
	Targeted Subsidy to APDCL	Normal	6,03,34.50	---	7,15,95.00	---
	Yarn Bank of Mulberry at Sualkuchi	Normal	---	---	8,00.00	---

**APPENDIX III**  
**GRANTS IN AID/ASSISTANCE GIVEN BY THE STATE GOVERNMENT**  
**(INSTITUTION-WISE AND SCHEME-WISE)**

(In lakh of ₹)						
Receipients	Schemes	TSP/SCCP/ Normal/FC/ EAP	2020-2021	Of the Total amount released, amount sanctioned for creation of assets	2019-2020	Of the Total amount released, amount sanctioned for creation of assets
<b>Other</b>	Shyama Prasad Mukharjee Urban Mission (SPMRM)	Normal	---	---	32,40.00	---
	National Creche Scheme	Normal	---	---	8,73.48	---
	Scheme for Providing Scooty to Top 20,000 Girl Students	Normal	1,32,85.86	---	---	---
	WIF-Agriculture Cold Storage	Normal	5,79.04	---	7,42.41	---
	Development of ASTC Stations	Normal	5,31.29	---	5,99.21	---
	City Amenities Development Fund	Normal	17,77.51	17,77.51	29,09.52	29,09.52
	Promotion of Tribal Culture	Normal	---	---	1,20.00	---
	Infrastructural Development in ITDP and Outside ITDP Areas of Assam	Normal	2,82.01	---	3,54.03	---
	Financial Assistance to 1 (One) lakh Women SHG	Normal	3,32,50.00	---	3,00,00.00	---
	Travelling Cost of 50000 Pilgrim to Puri, Brindavan, Ajmer Sharif	Normal	---	---	5,00.00	---
	Renovation of Prashanti Lodges	Normal	---	---	1,80.00	1,80.00
	Improvement of Infrastructure of Guwahati City	Normal	6,49.92	6,49.92	16,54.90	16,54.90
	Setting up of Old Age Home for Women & Special School for Education & Welfare to Orphan	Normal	---	---	1,66.42	---
	Swadhar Greh Scheme	Normal	---	---	2,85.88	---
	Housing for Tea Garden Workers	Normal	---	---	24,99.55	---
	Implementation of Ujjawala Scheme	Normal	---	---	1,18.40	---
	Enhancement of Intra State Transmission System of Assam (AIIB)	Normal	16,80.00	---	---	---
	N.C.S.P. (Mission Mode Project for Employment Exchange)	Normal	---	---	4,23.66	---
	Assam Victim Compensation Scheme	Normal	---	---	9,60.00	---
	Others[below 1 crore]	Normal	54,25.26	8,54.71	73,51.79	2,29,55.92
<b>Grand Total:</b>			<b>2,37,35,73.56</b>	<b>79,38,34.07</b>	<b>2,47,70,23.17</b>	<b>80,09,18.19</b>

**APPENDIX - IV**  
**DETAILS OF EXTERNALLY AIDED PROJECTS**

(In lakh of ₹)

Aid Agency	Scheme/ Project	Total Approved Assistance *			Amount Received						Amount Repaid		Expenditure	
					During the year			Upto the year						
		Grant	Loan	Total	Grant	Loan	Total	Grant	Loan	Total	During the year	Upto the year	During the year	Upto the year
IDA	Assam Agricultural Competitiveness Project	8,24,87.74	91,65.31	9,16,53.05	---	---	---	7,20,14.67	77,84.34	7,97,99.01	4,00.90	27,17.83	(a)	(a)
ADB	Assam Power Sector Development Project	9,90,31.85	1,10,03.53	11,00,35.38	---	---	---	9,99,19.31	1,07,42.39	11,06,61.70	6,77.41	89,98.76	(a)	(a)
	Assam Governance and Public Resource Development Project	10,22,74.38	1,13,63.82	11,36,38.20	---	---	---	5,22,28.48	58,03.14	5,80,31.62	3,38.21	26,55.04	(a)	(a)
	Assam Power Sector Enhancement investment Programme Project	12,37,47.57	1,37,49.73	13,74,97.30	31,40.58	3,48.96	34,89.54	13,68,20.88	1,52,02.16	15,20,23.04	5,23.00	20,64.22	(a)	8,20,45.17
ADB	Assam Integrated Flood and River Bank Erosion Risk Management Investment Programme	2,35,39.88	26,15.54	2,16,55.42	1,36,34.37	15,14.94	1,51,49.31	4,78,58.79	53,17.65	5,31,76.44	1,13.45	4,09.07	(a)	5,48,17.47

**APPENDIX - IV**  
**DETAILS OF EXTERNALLY AIDED PROJECTS**

(In lakh of ₹)

Aid Agency	Scheme/ Project	Total Approved Assistance *			Amount Received						Amount Repaid		Expenditure	
					During the year			Upto the year						
		Grant	Loan	Total	Grant	Loan	Total	Grant	Loan	Total	During the year	Upto the year	During the year	Upto the year
	Assam Urban Infrastructure Investment Programme Project-I	1,32,93.88	14,77.09	1,47,70.97	85,87.34	9,54.11	95,41.45	2,92,93.74	32,54.99	3,25,48.73	56.73	1,61.00	73,39.00	3,29,07.40
IBRD	Preparation of the Assam State Road Projects	12,47,67.82	1,38,63.09	13,86,30.91	2,60,16.70	28,90.74	2,89,07.44	16,84,19.36	1,87,13.25	18,71,32.61	3,41.15	9,90.51	(a)	12,75,40.47
IBRD	Scaling up of Assam PWRD Computerisation Project (PWRD)	95,06.51	10,56.28	1,05,62.79	---	---	---	9,50.66	1,05.62	10,56.28	5.39	18.63	(a)	6,66.67
GOJP	Guwahati Water Supply Project	4,87,30.20	54,14.47	5,41,44.67	42,66.27	4,74.02	47,40.29	5,66,23.20	62,91.35	6,29,14.55	2,38.89	11,08.04	(a)	7,56,74.00
GOJP	Consolidated Debt Relief Grant (Guwahati Medical College Hospital)	3,69.16	41.02	4,10.18	---	---	---	3,69.16	41.02	410.18	2.40	18.00	(a)	(a)
GOFR	Assam Project on Forest and Biodiversity Conservation	1,95,30.20	21,70.02	2,17,00.22	---	---	---	2,23,28.03	24,80.86	2,48,08.89	25.71	94.33	(a)	1,55,39.24

**APPENDIX - IV**  
**DETAILS OF EXTERNALLY AIDED PROJECTS**

(In lakh of ₹)

Aid Agency	Scheme/ Project	Total Approved Assistance *			Amount Received						Amount Repaid		Expenditure	
					During the year			Upto the year						
		Grant	Loan	Total	Grant	Loan	Total	Grant	Loan	Total	During the year	Upto the year	During the year	Upto the year
IDA	Preparation of Project Citizen Centric Service Delivery Reforms in NE Project (GOA)	2,29.91	25.55	2,55.46	28,09.01	3,12.13	31,21.14	45,43.69	504.88	5048.57	4.81	11.51	23,08.00	61,70.00
IBRD	Assam Inland Water Transport Project (AIWTP) (Assam Inland Water Transport Development Society)	4,04.11	44.90	4,49.01	8,73.43	97.05	9,70.48	15,86.37	1,76.29	17,62.66	1.60	3.94	32,00.00	48,00.00
ADB	JFPR Assistance-Livelihood Improvement for River Erosion Victims in Assam (Flood & River Erosion Management Agency of Assam)	6,01.65	66.85	6,68.51	---	---	---	6,65.67	---	6,65.67	---	---	(a)	1,62.19
IBRD	Assam State Public Finance Institutional Reforms (ASPIRE) Project (Assam Society for Comprehensive Fin. Mgt. System)	1,383.50	1,53.70	15,37.22	19,70.67	2,18.94	21,89.61	59,68.10	6,63.11	66,31.21	10.65	24.46	(a)	93,07.00

**APPENDIX - IV**  
**DETAILS OF EXTERNALLY AIDED PROJECTS**

(In lakh of ₹)

Aid Agency	Scheme/ Project	Total Approved Assistance *			Amount Received						Amount Repaid		Expenditure	
					During the year			Upto the year						
		Grant	Loan	Total	Grant	Loan	Total	Grant	Loan	Total	During the year	Upto the year	During the year	Upto the year
WORLD BANK	National Rural Livelihood Project**	---	---	---	---	---	---	9,46.38	---	9,46.38	---	---	(a)	4,61,30.28
	Flexible Pool for Communicable Diseases**	---	---	---	---	---	---	2,50.00	---	2,50.00	---	---	(a)	(a)
IBRD	Assam Agri Business & Rural Transformation Project (Assam Rural Infrastructure Agri-Services Society	2,08,71.35	23,19.03	2,31,90.38	72,51.15	8,05.68	80,56.83	1,56,63.88	17,40.44	1,74,04.32	23.37	53.64	(a)	66,00.00
NBD	Assam Bridge Project	---	---	---	3,12,16.44	34,68.51	3,46,85.15	4,57,60.44	50,84.49	5,08,44.93	40.40	80.80	4,40,00.00	6,85,00.00
TOTAL					9,97,66.16 (b)	1,10,85.08(c)					28,04.07 (c)			

(a) The exact schemes could not be identified from the budget documents and accounts rendered by the State Government and as such actual expenditure could not be shown against the respective scheme. (b) Please see 'Additional Central Assistance for EAP' at page 124 of Statement No. 14 (c) Please see 'Block Loan' at page 408 of Annexure to Statement No.17.

(d) ₹ 26,72.05 lakh of Grants-in-Aid and ₹ 2,96.89 lakh of Loan received under EAP during the year could not be shown against the scheme/ project due to non-receipt of information with the sanction letters.

\* Source: Website of Aid Accounts and Audit Division, DEA, Ministry of Finance, GOI (covering the period from 01-04-2002 to 30-09-2019). Approved Assistance up to 2019-20 could not be updated as the website is under maintenance.

\*\* Scheme wise approved assistance could not be provided as the same could not be identified from the data/information available in the website of Aid Accounts and Audit Division, Ministry of Finance, Government of India.

**APPENDIX - V**  
**EXPENDITURE ON SCHEME**

**A. CENTRAL SCHEMES (Centrally Sponsored Schemes and Central Schemes)**

(In lakh of ₹)

Sl. No.	GOI Scheme	State Scheme under Expenditure head of Accounts	Normal/ TSP/ SCSP	Budget Provision 2020-21			Actual 2020-21				Actual 2019-20				Remarks
				GOI Share	State Share	Total	GOI Releases	GOI Share	State Share	Total	GOI Releases	GOI Share	State Share	Total	
1.	National Social Assistance Programme (NSAP) (90:10)	National Social Assistance Programme (NSAP)	Normal	4,05,07.35	---	4,05,07.35	3,87,51.39	5,14,32.75	---	5,14,32.75	2,90,88.34	1,51,37.71	---	1,51,37.71	
2.	Mahatma Gandhi National Rural Employment Guarantee Programme (MGNREGA) (90:10)	Mahatma Gandhi National Rural Employment Guarantee Act (MGNREGA)	Normal	10,40,76.55	3,46,90.54	13,87,67.09	4,49,31.88	5,18,41.06	1,72,21.22	6,90,62.28	4,68,58.54	85,62.33	94,18.01	1,79,80.34	
3.	Mid-Day Meal (MDM) (90:10)	Mid-Day Meal	Normal	7,35,95.17	64,18.10	8,00,13.27	6,01,39.39	3,88,17.16	35,95.23	4,24,12.39	5,53,25.82	---	6,06,08.69	6,06,08.69	
4.	Integrated Child Development Services (90:10)	Implementation of Integrated Child Development Service Schemes (ICDS)	Normal	---	---	---	---	---	---	---	---	---	---	---	
	(a) Anganwadi Services	Anganwadi Workers/ Helpers - Enhancement	Normal	---	2,44,16.98	2,44,16.98	10,80,68.39	---	2,00,07.09	2,00,07.09	12,18,93.00	---	1,94,97.91	1,94,97.91	
	(b) National Nutrition Mission	Special Nutrition Programme (PMGY)	Normal	7,44,95.86	2,82.90	7,47,78.76	9,87.04	5,09,96.03	2,80.97	5,12,77.00	1,41,71.00	6,15,95.60	12,36.95	6,28,32.55	
	(c) Maternity Benefit Programme	National Mission for Empowerment of Women including Indira Gandhi Matritrav Sahyog Yojana (IGMSY)	Normal	10,16,39.51	3,47,57.03	13,63,96.54	4,78.62	7,96,23.95	2,31,12.72	10,27,36.67	4,24.37	7,78,86.92	1,48,14.62	9,27,01.54	
	(d) Scheme for Adolescent Girls	Rajiv Gandhi Scheme for Empowerment of Adolescent Girls (SABALA)	Normal	18,90.00	1,89.40	20,79.40	19,19.17	2,44.65	52.33	2,96.98	4,88.62	16,77.12	---	16,77.12	
	(e) Integrated Child Protection Scheme	Implementation of Integrated Child Protection Scheme (ICPS)	Normal	---	39,91.36	39,91.36	31,59.17	---	26,37.80	26,37.80	33,63.95	---	37,00.23	37,00.23	
	(f) National Crèche Scheme	National Crèche Scheme	Normal	3,60.00	38.01	3,98.01	---	---	---	---	7,38.88	8,73.48	---	8,73.48	
5.	Green Revolution (Krishi Unnati)	Rashtriya Krishi Vikash Yojana (RKVY)	Normal	5,23,51.66	52,93.92	5,76,45.58	4,30,31.16	2,19,74.57	10,72.81	2,30,47.38	4,31,01.91	4,43,93.92	52,50.09	4,96,44.01	

**APPENDIX - V**  
**EXPENDITURE ON SCHEME**

**A. CENTRAL SCHEMES (Centrally Sponsored Schemes and Central Schemes)**

(In lakh of ₹)

Sl. No.	GOI Scheme	State Scheme under Expenditure head of Accounts	Normal/ TSP/ SCSP	Budget Provision 2020-21			Actual 2020-21				Actual 2019-20				Remarks
				GOI Share	State Share	Total	GOI Releases	GOI Share	State Share	Total	GOI Releases	GOI Share	State Share	Total	
	Scheme & Rashtriya Krishi Vikash Yojana) (90:10)														
6.	Umbrella Scheme for Development for Minorities. (90:10)	Multi Sectoral Development Programme for Minorities in selected Minority Concentrated Districts	Normal	1,67,93.38	34,47.77	2,02,41.15	71,48.95	1,24,90.89	18,03.29	1,42,94.18	1,06,96.89	39,01.65	9,25.19	48,26.84	GOI fund released under Umbrella Scheme
		Post Matric Scholarship for Minority Students	Normal	---	---	---	---	---	---	---	...	---	---	---	
		Pre-Matric Scholarship for Minorities	Normal	---	---	---	---	---	---	---	...	---	---	---	
		Merit cum Means based Scholarship for Professional & Technical Courses	Normal	---	---	---	---	---	---	---	...	---	---	---	
7.	National Education Mission (90:10)	Sarva Shiksha Abhiyan	Normal	16,69,75.35	12,85,56.95	29,55,32.30	15,94,29.09	10,88,83.73	12,24,96.46	23,13,11.38	15,21,00.38	12,24,29.58	9,72,15.25	21,96,44.83	
	(a) Sarva Shiksha Abhiyan														
	(b) Rashtriya Madhyamik Shiksha Abhiyan	Rastriya Madhyamik Shiksha Abhijan (RMSA)	Normal	---	---	---	---	---	---	---	...	57,07.03	...	57,07.03	
	(c) Teacher's training and Adult Education	Literacy Campaigning for Saakshar Bharat Mission (SBM)/DIET/ CTE	Normal	85,83.20	60,95.27	1,46,78.47	3,26.25	70,10.78	7,91.04	78,01.82	...	46,49.15	23,34.32	69,83.47	
	(d) Rashtriya Ucca Shiksha Abhiyan	Rashtriya Ucca Shiksha Abhiyan	Normal	---	---	---	---	---	---	---	14,40.00	63,44.56	4,35,13.79	4,98,58.35	



**APPENDIX - V**  
**EXPENDITURE ON SCHEME**

**A. CENTRAL SCHEMES (Centrally Sponsored Schemes and Central Schemes)**

(In lakh of ₹)

Sl. No.	GOI Scheme	State Scheme under Expenditure head of Accounts	Normal/ TSP/ SCSP	Budget Provision 2020-21			Actual 2020-21				Actual 2019-20				Remarks
				GOI Share	State Share	Total	GOI Releases	GOI Share	State Share	Total	GOI Releases	GOI Share	State Share	Total	
8.	Umbrella Scheme for Development of Schedule Castes. (90:10)	Pre & Post Matric Scholarships/Construction of Boy & Girls Hostels/ Upgradation of Merit/ Coaching & Allied Schemes for SC Students & those engaged in unclean occupations.	Normal	20,90.00	40.00	21,30.00	43,04.27	26.61	14.63	41.24	30,00.00	0.66	19.93	20.59	
9.	Umbrella Scheme for Development Schedule Tribes. (90:10)	Umbrella Scheme for Education of ST Students	Normal	62,60.00	7,55.00	70,15.00	1,00,46.27	56,42.10	7,19.63	63,61.73	83,96.98	28,99.97	6,96.52	35,96.49	GOI fund released under Umbrella Scheme
		Pre-Matric Scholarship for S.T.(P)	Normal	---	---	---	---	---	---	---	...	---	---	---	
		Post-Matric Scholarship for S.T.(P)	Normal	---	---	---	---	---	---	---	...	---	---	---	
		Stipend to Craftsmen Training to S.T. (P)	Normal	---	---	---	---	---	---	---	...	---	---	---	
10.	Umbrella Scheme for Development of Backward Classes, Differently Abled and other Vulnerable Groups Minorities. (90:10)	Post Matric Scholarships for OBC Students	Normal	59,00.00	19,22.14	78,22.14	83,52.10	41,09.49	1,64.62	42,74.11	11,09.34	18,79.21	49.72	19,28.93	GOI fund released under Umbrella Scheme
		Pre-Matric Scholarship to OBC Student	Normal	---	---	---	---	---	---	---	...	...	...	...	
		Construction of Boys & Girls Hostel	Normal	---	---	---	---	---	---	---	...	...	...	...	

**APPENDIX - V**  
**EXPENDITURE ON SCHEME**

**A. CENTRAL SCHEMES (Centrally Sponsored Schemes and Central Schemes)**

(In lakh of ₹)

Sl. No.	GOI Scheme	State Scheme under Expenditure head of Accounts	Normal/ TSP/ SCSP	Budget Provision 2020-21			Actual 2020-21				Actual 2019-20				Remarks
				GOI Share	State Share	Total	GOI Releases	GOI Share	State Share	Total	GOI Releases	GOI Share	State Share	Total	
11.	Pradhan Mantri Awas Yojana (PMAY) (90:10)	Pradhan Mantri Awas Yojana (Gramin) PMAY-G	Normal	31,65,00.00	3,24,84.17	34,89,84.17	15,03,42.50	15,03,42.51	1,67,04.73	16,70,47.24	10,74,68.02	13,81,03.65	1,46,52.44	15,27,56.09	
	a. PMAY-Rural b. PMAY- Urban	Pradhan Mantri Awas Yojana (Urban) PMAY-U	Normal	---	---	---	83,14.29	---	---	---	4,87,19.69	...	...	...	
12.	Pradhan Mantri Gram Sadak Yojana (PMGSY) (90:10)	Pradhan Mantri Gram Sadak Yojana (PMGSY)	Normal	---	84,60,93.25	84,60,93.25	25,16,62.00	---	63,06,45.38	63,06,45.38	18,43,21.73	33,83,09.50	33,75,46.91	67,58,56.41	
13.	National Rural Drinking Water Mission. (90:10)	National Rural Drinking Water Programme	Normal	12,15,18.56	1,42,02.75	13,57,21.31	5,51,76.85	5,26,65.18	52,49.53	5,79,14.71	4,42,35.68	2,89,32.58	38,95.17	3,28,27.75	
14.	Swachh Bharat Mission (SBM). (90:10)	Water Supply and Sanitation (Nirmal Bharat Abhiyan)	Normal	---	---	---	---	---	---	---	---	---	---	---	
	(a) SBM-Rural (b) SBM - Urban	Swachh Bharat Abhiyan	Normal	5,10,00.00 1,48,75.20	57,04.12 14,13.80	5,67,04.12 1,62,89.00	2,76,80.60 3,34.40	7,11,09.71 3,34.40	52,27.22 33.44	7,63,36.93 3,67.84	5,45,97.16 83,69.83	1,24,65.79 87,77.05	50,25.97 4,75.60	1,74,91.76 92,52.65	
15.	Modernization of Police Forces (including Security related Expenditure). (90:10)	General Security related expenditure	Normal	---	---	---	---	---	---	---	...	...	...	...	GOI fund released under GOI Scheme nomenclature
		National Scheme for Modernisation of Police & Other Forces	Normal	28,75.78	13,51.42	42,27.20	65,42.54	4,03.39	6,60.89	10,64.28	2,18,77.87	10,86.74	6,11.30	16,98.04	

(a) Sharing ratio of actual expenditure not available.

\* All the schemes shown above have been linked to MH 1601 and from 1601 to Expenditure Head of Account. Scheme wise sharing arrangement has been furnished by the State Government.

\*\* Sharing ratio depicted as per Niti Ayog Office Memorandum No. O/11013/02/2015-CSS & CMC dated 17-08-2016.

\*\*\* Gross Budget provision and actual expenditure incurred under Tribal Area Sub Plan, Scheduled Caste Sub Plan and Normal under CSS/CP for the year 2020-21 are given below:

---



---

**APPENDIX - V**  
**EXPENDITURE ON SCHEME**

---



---

**A. CENTRAL SCHEMES (Centrally Sponsored Schemes and Central Schemes)**

Name	Gross Budget Provision	Actual Expenditure
	(In lakh of ₹)	
	2020-21	
Tribal Area Sub Plan	---	---
Scheduled Caste Sub Plan	---	---
Normal	---	---
<b>Total -</b>	---	---

**APPENDIX - V**  
**EXPENDITURE ON SCHEMES**

**B. STATE SCHEMES**

(In lakh of ₹)

Sl. No.	State Scheme	Normal, Tribal Sub Plan or Scheduled Caste Sub Plan	Approved Outlay		Budget Allocation		Expenditure	
			2020-2021	2019-2020	2020-2021	2019-2020	2020-2021	2019-2020
1.	Char Area Development	Normal	(a)	(a)	65.95	56.71	48.47	52.17
2.	Border Areas Development	Normal	(a)	(a)	52,58.46	68,60.00	50,10.14	56,46.52
3.	Assam State Roads Project (World Bank )	Normal	(a)	(a)	---	7,00,00.00	---	---
4.	Archeology	Normal	(a)	(a)	19.00	52,87.24	18.98	8,71.20
5.	Rural Water Supply	Normal	(a)	(a)	6,26,46.89	9,06,69.30	4,08,66.06	3,05,82.01
6.	Craftsmen Training	Normal	(a)	(a)	4,40.01	14,73.30	2,61.38	2,66.94
7.	Sports Authority of Assam	Normal	(a)	(a)	494.09	79,95.80	4,93.87	71,90.00
8.	Minorities Development Board/Corporation	Normal	(a)	(a)	15,73.79	18,00.82	11,31.70	15,95.95
9.	Establishment of National Law College & Judicial Academy	Normal	(a)	(a)	14,56.15	25,00.00	14,60.16	14,01.35
10.	City Infrastructure	Normal	(a)	(a)	1,32,25.00	88,21.88	37,20.16	55,44.56
11.	Assam Adarsh Gram Yojana	Normal	(a)	(a)	23,75.00	1,36,00.00	---	18,00.00
12.	Construction/ Improvement of classroom	Normal	(a)	(a)	2,85.00	3,00.00	2,07.39	2,07.95
13.	Construction of Assembly building	Normal	(a)	(a)	21,85.00	35,00.00	2,40.15	31,88.56

**APPENDIX - V**  
**EXPENDITURE ON SCHEMES**

**B. STATE SCHEMES**

(In lakh of ₹)

Sl. No.	State Scheme	Normal, Tribal Sub Plan or Scheduled Caste Sub Plan	Approved Outlay		Budget Allocation		Expenditure	
			2020-2021	2019-2020	2020-2021	2019-2020	2020-2021	2019-2020
14.	Externally Aided Projects (JICA) Guwahati Water Supply Scheme (GMDA)	Normal	(a)	(a)	1,64,60.16	23,00.00	---	23,00.00
15.	Assam Power Sector Enhancement invested programme (ADB)	Normal	(a)	(a)	0.01	37,54.00	---	---
16.	Assam Integrated Flood & River Bank Erosion Management Programme (ADB)	Normal	(a)	(a)	38,56.00	31,11.11	---	31,11.11
17.	Dr. Bhupen Hazarika Memorial	Normal	(a)	(a)	1,32.20	1,30.00	74.63	51.54
18.	Renovation and modernization of Rabindra Bhawan, Assam	Normal	(a)	(a)	19.00	3,53.30	---	2,88.30
19.	Siu-Kya-Fa Sammannay Khetra	Normal	(a)	(a)	---	8,00.00	---	1,44.50
20.	Mukhya Mantrir Mumai Tamuly Barbaruah Scheme	Normal	(a)	(a)	---	10,52.78	---	10,51.50
21.	Employment Services	Normal	(a)	(a)	4,29.17	4,84.38	3,44.39	3,75.37
22.	Library Services	Normal	(a)	(a)	27,56.60	32,90.94	17,87.89	18,37.24

**APPENDIX - V**  
**EXPENDITURE ON SCHEMES**

**B. STATE SCHEMES**

(In lakh of ₹)

Sl. No.	State Scheme	Normal, Tribal Sub Plan or Scheduled Caste Sub Plan	Approved Outlay		Budget Allocation		Expenditure	
			2020-2021	2019-2020	2020-2021	2019-2020	2020-2021	2019-2020
23.	Construction of Science city	Normal	(a)	(a)	3,85.00	1,20.00	1,88.81	1,38.62
24.	New Planetariums	Normal	(a)	(a)		1,10.00		30.37
25.	Scheme for Providing Scotty to Top 1000 Girl Students who passed H.S. Examination	Normal	(a)	(a)	2,26,80.00	---	1,32,85.86	---
26.	Compensation to Victims of Assam Agitation	Normal	(a)	(a)	2,37.50	10,00.00	66.00	57.00
27.	Nabaudita Asom	Normal	(a)	(a)	28,00,00.00	---	13,78,72.95	---
28.	Arundhati Gold Scheme	Normal	(a)	(a)	1,50,00.00	3,00,00.00	30,00.00	65.98
29.	Srimanta Sankardev University	Normal	(a)	(a)	3,00.00	3,00.00	---	3,00.00
30.	Completion of High Court Building (Construction of UNDERPASS)	Normal	(a)	(a)	95.00	3,00.00	95.00	83.79
31.	24x7 Riverine Ambulance Service	Normal	(a)	(a)	---	1,00.00	---	1,00.00
32.	Swami Vivekananda Assam Youth Empowerment Yojana (SVAYEM)	Normal	(a)	(a)	---	8,00.00	---	---

**APPENDIX - V**  
**EXPENDITURE ON SCHEMES**

**B. STATE SCHEMES**

(In lakh of ₹)

Sl. No.	State Scheme	Normal, Tribal Sub Plan or Scheduled Caste Sub Plan	Approved Outlay		Budget Allocation		Expenditure	
			2020-2021	2019-2020	2020-2021	2019-2020	2020-2021	2019-2020
33.	Gene Bank for Protection and Conservation of Indigenous Fish Species in Assam (GIBF)	Normal	(a)	(a)	95.00	1,00.00	---	1,00.00
34.	Implementation of Ujjawala Scheme	Normal	(a)	(a)	1,98.81	2,50.00	---	1,18.40
35.	Indira Miri Window Pension Achoni for age Group 18 to 59 years left out from IGNWPS under NSAP and One Time Grant of Rs. 25000/	Normal	(a)	(a)	82,26.00	1,35,00.00	71,25.00	44,55.00
36.	Free Text Books to the Students from Class IX to X	Normal	(a)	(a)	57,00.00	61,50.00	57,00.00	61,50.00
37.	Mission MOITRI	Normal	(a)	(a)	1,86,85.58	1,50,00.01	28,02.00	12,60.66
38.	Improvement of Infrastructure of Guwahati City	Normal	(a)	(a)	14,25.00	40,92.5	6,49.92	16,54.90
39.	Tea Garden Scheme	Normal	(a)	(a)	2,20,00.00	---	2,26,85.13	---
40.	Assam Darshan	Normal	(a)	(a)	3,82,50.00	2,50,00.00	3,32,97.50	89,00.00
41.	Establishment of	Normal	(a)	(a)	38,00.10	1,00,00.00	---	33,29.76

**APPENDIX - V**  
**EXPENDITURE ON SCHEMES**

**B. STATE SCHEMES**

(In lakh of ₹)

Sl. No.	State Scheme	Normal, Tribal Sub Plan or Scheduled Caste Sub Plan	Approved Outlay		Budget Allocation		Expenditure	
			2020-2021	2019-2020	2020-2021	2019-2020	2020-2021	2019-2020
	Health Institute in the Pattern of AIIMS							
42.	State Signature Scheme	Normal	(a)	(a)	3,30,00.00	3,00,00.00	1,84,39.30	2,11,26.98
43.	Construction of Warehouse for EVM	Normal	(a)	(a)	35,75.50	35,25.00	23,75.91	33,77.10
44.	Construction of Roads in Tea Garden Labour Lines	Normal	(a)	(a)	2,37,50.00	3,00,00.00	1,42,34.18	2,38,45.61
45.	State Priority Scheme (General Road Works)	Normal	(a)	(a)	33,50,00.00	23,50,00.00	28,16,35.38	24,62,65.14
46.	Conversion of 1000 Nos. of SPT Bridges	Normal	(a)	(a)	76,50.00	1,50,00.00	65,53.01	1,02,24.34
47.	Deen Dayal Divyangjan Pension	Normal	(a)	(a)	2,09,24.00	2,48,60.00	1,61,05.44	1,88,64.80
48.	PRANAM Commission	Normal	(a)	(a)	1,59.50	2,00.02	33.83	1,50,73.66
49.	State Innovation Fund	Normal	(a)	(a)	0.01	5000.00	---	---
50.	Operation of Sanjibani	Normal	(a)	(a)	11,40.00	12,00.00	11,40.00	12,00.00

(a) Scheme wise approved Outlay could neither be furnished by the Government of Assam nor available in the GOI website.



**APPENDIX - VI**  
**DIRECT TRANSFER OF CENTRAL SCHEME FUNDS TO IMPLEMENTING AGENCIES IN THE STATE**  
**(FUNDS ROUTED OUTSIDE STATE BUDGET)**  
**(UNAUDITED FIGURES)**

Sl. No.	GOI Scheme Name	Implementing Agencies	(In lakh of ₹)		
			2020-2021	2019-2020	2018-2019
1		Director Of Medical Education Assam/Bharti Airtel/Chief Electoral Officer, Assam/North Eastern Development Finance Corporation Ltd.	1,15,61.65	---	---
2	Assistance for Promotion of Industry and Internal Trade etc.	Deputy Commissioner, Hailakandi / North Eastern Development Finance Corporation Ltd.	---	10,65.34	---
3	Assistance to Various Other Institutions/ Organisations/ Societies	Chief Electoral Officer, Assam/ National Institute of Pharmaceutical Education & Research, Guwahati/ PIA-Oil India Limited Duliajan/ Indian Institute of Technology, Guwahati/ Bodoland Regional Apex Weavers and Artisans Cooperative Federation Ltd., Kokrajhar/ Lokopriya Gopinath Bordoloi Regional Institute of Mental Health/ Niranjana Karak/ Director of sericulture, BTC, Kokrajhar, Assam/ State Health Society Assam (other)	---	---	1,35,26.08
4	Action Research and Studies on Judicial Reforms	Various Non-Government Organisations/ State Resource Centre Assam	---	3.55	21.28
5	Administrative Reforms and Pensioners' Scheme	N F Railway Pensioners Association-(NGOs)	---	---	0.74
6	Aid to Voluntary Organisations Working for the Welfare of Scheduled Tribes	Various Non-Government Organisations	40.62	62.13	2,79.34
7	Ambedkar Hastshilp Vikas Yojana	Bodoland Regional Apex Weavers and Artisans Cooperative Federation Ltd., Kokrajhar	1,15.58	34.59	29.50

**APPENDIX - VI**  
**DIRECT TRANSFER OF CENTRAL SCHEME FUNDS TO IMPLEMENTING AGENCIES IN THE STATE**  
**(FUNDS ROUTED OUTSIDE STATE BUDGET)**  
**(UNAUDITED FIGURES)**

Sl. No.	GOI Scheme Name	Implementing Agencies	(In lakh of ₹)		
			2020-2021	2019-2020	2018-2019
		(Govt.,Autonomous Bodies)/ Assam Minorities Development Board-State Government PSUs/ Jiba Kanta Gogoi Memorial Artisan Co-operative Society Ltd./ Kamdhenu Primary Co-Operative Society Ltd. and Various Non-Government Organisations/ Assam State Cooperative Federation Ltd./Aatmanirbhar Assamese Jewellery Handicraft Producer Company Limited/Moupia Handicraft Producer Company Limited/Jariyo Jimochaya Handicrafts Producer Company Limited			
8	Amended Technology Upgradation Fund Scheme	Orient Spun Silk And Processing Mills LLP	---	23.83	---
9	Apprenticeship and Training	PIA-Hindustan Paper Corporation Limited/ PIA-Assam Asset,Nazira/ PIA-Indian Oil Corporation Limited (Assam Oil Division) / IOCL(R/D)/ Indian Oil Corporation Limited Bongaigaon Refinery/ PIA-Oil India Limited Duliajan/ PIA-ONGC, Cachar Forward Base, Srikona, Silchar	---	---	139.55
10	ASPIRE (Promotion of Innovation, Rural Industry and Entrepreneurship)	Indian Institute of Entrepreneurship	---	---	38.00
11	Assam Gas Cracker Project	Brahmaputra Cracker & Polymer Limited		2,00,00.00	2,00,00.00
12	Assistance to Autonomous Bodies	Institute of Advanced Study in Science and Technology	30,80.00	35,85.37	32,89.94
13	Assistance to Central Agencies	PFA/N.F. Railway/ Maligaon	---	5,25.00	4,97.00

**APPENDIX - VI**  
**DIRECT TRANSFER OF CENTRAL SCHEME FUNDS TO IMPLEMENTING AGENCIES IN THE STATE**  
**(FUNDS ROUTED OUTSIDE STATE BUDGET)**  
**(UNAUDITED FIGURES)**

(In lakh of ₹)					
Sl. No.	GOI Scheme Name	Implementing Agencies	GOI Releases		
			2020-2021	2019-2020	2018-2019
14	Assistance to IHMS/FCIS/ IITTM/ NIWS-ETC	Institute of Hotel Management, Catering Technology & Applied Nutrition/ State IHMCTAN (Jorhat) Assam	---	---	62.61
15	Assistance to Other Institutions	Central Institute of Technology, Kokrajhar	60,82.54	64,70.50	50,48.55
16	Assistance to State Agencies for Intra-State Movement of Food Grains and FPS Dealers Margin under NFSA	Directorate of Food ,Civil Supply and Consumer	3,68,08.23	---	---
17	Assistance to Voluntary Organisation Working for Welfare of SCS	Various Non-Government Organisations	83.21	2,36.81	42.48
18	Assistance to Voluntary Orgs for Programmes Related to Aged	Various Non-Government Organisations	---	2,98.92	4,98.25
19	Atal Innovation Mission (AIM) including Self Employment and Talent Utilization	Headmaster LN Bezbarua HS School/ Gopinath Bordoloi Memorial High School/ Don Bosco School Bengrol/ Dalgaon HS School/ Shankardev Vidya Niketan,Dhemaji/ Moridhal High School/ Atal Tinkering Lab Sissimukh HS School/Principal, Jawarhar Navodaya Vidyalaya Dibrugarh/ Kuralguri Higher Secondary School/ TC Govt. Girls HS And MP School/ Shankardev Vidya Niketan, Howraghat/ Kendriya Vidyalaya Karimganj/ Dhakuakhana Higher Secondary School/ Kalakhowa Adarsha High School/ Sankardev Shishu Vidya Niketan Simaluguri/ Kanpai Bordoloi High School/ Kendriya VIdyalaya HPCL Jagiraod/ Jawahar Navodaya Vidyalaya Marigaon/	9,78.00	8,16.00	15,61.65

**APPENDIX - VI**  
**DIRECT TRANSFER OF CENTRAL SCHEME FUNDS TO IMPLEMENTING AGENCIES IN THE STATE**  
**(FUNDS ROUTED OUTSIDE STATE BUDGET)**  
**(UNAUDITED FIGURES)**

Sl. No.	GOI Scheme Name	Implementing Agencies	(In lakh of ₹)		
			2020-2021	2019-2020	2018-2019
		Barajol Higher Secondary School/ Vivekananda Kendra Vidyalaya (NEC) Baragolai/ Kendriya Vidyalaya Silchar/ Patamari Sonaram High School/ Gogamukh Higher Secondary School/ Kendriya Vidyalaya HPC Panchgram/ Jorhat Govt. Girls HS and MP School/ Vivekananda Kendra Vidyalaya Ramnagar Silchar/ Chimenmukh Tribal High School/ United Tribal High School/ Jawahar Hindi High School Dhubri/ Panibill High School/ Rashtra Bhasha Vidyalaya High School/ Sree Bangur High School/ Cinnamara Higher Secondary School/ Sankar Dev Bidya Niketan Garamurmajuli/ Adarsha Vidyalaya, Dokuchi/ NPS International School/ Jawahar Jyoti Higher Secondary School/ Panigaon Higher Secondary School, Lakhimpur, Assam/ Public Higher Secondary School/ Adarsh Vidyalaya Barkhetri/ Milan Higher Secondary School Banekuchi/ Sankar Madhab High School Nalbari/ Kendriya Vidyalaya Central University Tezpur/ Tezpur Bengali Boys Higher Secondary School/ Baterhat High School/ Adarsha Vidyalaya Chenga Barpeta/ Bapuji High School Bongaigaon/ Halakura Higher Secondary School/ Tamarhat High School/ Barhampur S.S.I.H.S.School/ Tihu High			

**APPENDIX - VI**  
**DIRECT TRANSFER OF CENTRAL SCHEME FUNDS TO IMPLEMENTING AGENCIES IN THE STATE**  
**(FUNDS ROUTED OUTSIDE STATE BUDGET)**  
**(UNAUDITED FIGURES)**

Sl. No.	GOI Scheme Name	Implementing Agencies	(In lakh of ₹)		
			2020-2021	2019-2020	2018-2019
		School/ Jugal High School/ Kundil High School/ Athiabari Vidyamandir Hs School/ Bahbari High School Baksa/ Kaurubaha Deulkuchi Higher Secondary School Deulkuchi/ Naokata Milan Higher Secondary School/ Nikashi High School/ Pragati High School/ Uttar Betna High School/ Adarsh Vidyalaya Mandia/ Adarsh Vidyalaya Pakabetbar/ Adarsha Vidyalaya Rupsi Pt Barpeta/ Bhella Higher Secondary School/ Garala High School/ Jania High School Barpeta/ Mazdia High School Barpeta/ TND Girls Madrassa H S School/ Satrasal Higher Secondary Vidyapith/ St Francis De Sales School Bahalpur/ Adarsha Vidyalaya Matia/ Fatengapara High School/ Jawahar Navodaya Vidyalaya, Karbi-Anglong, Assam/ Adarsha Vidyalaya Lowairpoa/ Jawahar Navodaya Vidyalaya Dhing/ Kendriya Vidyalaya :Tinsukia/ Kokila Pubpara HHigh Madrassa/ Dergaon Girls Higher secondary School Rajabari High School ATL Grant/ Chhaygaon Higher Secondary School/ R. K Choudhury High School,Kukurmara/ Beloguri High School/ Dirak Higher Secondary School/ Panitola Girls High School/ Mrm High School Dumerguri/ Tengrajan High School/ Makhibaha Higher Secondary School/ Gossaigaon			

**APPENDIX - VI**  
**DIRECT TRANSFER OF CENTRAL SCHEME FUNDS TO IMPLEMENTING AGENCIES IN THE STATE**  
**(FUNDS ROUTED OUTSIDE STATE BUDGET)**  
**(UNAUDITED FIGURES)**

Sl. No.	GOI Scheme Name	Implementing Agencies	(In lakh of ₹)		
			2020-2021	2019-2020	2018-2019
		Higher Secondary School/ Janata High School chirang/ Bhakatpamua High School/ Lakhipathar High School/ Saikhowa Higher Secondary School/ Ghilamara Higher Secondary School/ Kuruabahi Higher Secondary School/ Indranee Devi Higher Secondary School/ North Boitamari High School/ Amguri Higher Secondary School/ Bhuragaon Haricharan Sarkar Higher Secondary School/ Laimekuri Higher Secondary School/ Sastry Memorial High School/ Phillobari High School/ Bamunbari High School/ Angardhowa High School/ Barghuli Nehru Higher Secondary School/ Chatala Anchalik High School/ Salbari Higher Secodary School Baksa/ Brahmaputra Jatiya Bidyalaya/ ST. Francis DE Ssales Higher Secondary School/ Government Girls Higher Secondary & Multipurpose School/ Vivekananda Kendra Vidyalaya/ Foundation Of AIC-AAU Incubator/ Sowmar Vidyapith Higher Secondary School Digboi/ Lezai Higher secondary School/ Bokakhat Higher Secondary School/ Choukhuty High School/ Jyotirmaya High School/ Bilasipara Public Higher Secondary School/ Birjhora Higher Secondary School/ Kawli High School/ Soilmaru High Madrassa/			

**APPENDIX - VI**  
**DIRECT TRANSFER OF CENTRAL SCHEME FUNDS TO IMPLEMENTING AGENCIES IN THE STATE**  
**(FUNDS ROUTED OUTSIDE STATE BUDGET)**  
**(UNAUDITED FIGURES)**

Sl. No.	GOI Scheme Name	Implementing Agencies	(In lakh of ₹)		
			2020-2021	2019-2020	2018-2019
		Manas Valley Academy/ Barpathar High School/ Namberpara High School/ Dikom High School/ Kalakata Higher Secondary School/ Nowagaon High School/ Puthimari Chandirpara High School/ Paglahat High School/ Balikuri Higher Secondary School Barpeta/ Panbari High School/ Nilbagan Model Higher Secondary School/ Barkanda Peoples Academy H S School/ Kendriya Vidyalaya ONGC Sivasagar/ Kendriya Vidyalaya Haflong/ Kadong High School/ Bhringeshwar High School/ Adarsh Vidyalaya Ganakkuchi, Barpeta/ Gorehaga Bahpati Higher Secondary School Lakhimpur/ Sanskriti The Gurukul, Guwahati/ Boruah Block High School/ Jyotirupa High School/ Kendriya Vidyalaya Diphu/ Moran Higher Secondary School/ Merer Char High School Mererchar/ Moran Public High School Moran/ Kendriya Vidyalaya Khanapara/ Jamunamukh Higher Secondary School Jamunamukh/ Kendriya Vidyalaya IIT Guwahati/ Kendriya Vidyalaya Lumding/ Tintia Ahataguri High School/ Bodosa High School, Chirang/ Baginadi Nagar High School/ Dirgha Majgoan High School/ No two Lalpani High School/ Debesuthan Janajati High School/ Kendriya Vidyalaya Dholchera/			

**APPENDIX - VI**  
**DIRECT TRANSFER OF CENTRAL SCHEME FUNDS TO IMPLEMENTING AGENCIES IN THE STATE**  
**(FUNDS ROUTED OUTSIDE STATE BUDGET)**  
**(UNAUDITED FIGURES)**

Sl. No.	GOI Scheme Name	Implementing Agencies	(In lakh of ₹)		
			2020-2021	2019-2020	2018-2019
		Dhumerghat High School/ Khowang Higher Secondary School/ Sankardev Shishu Niketan Patacharkuchi/ Shankardev Shishu Vidya Niketon Machkhowa Dhimaji/ Bhimbar Deuri High School Bahgorah/ Sankardev Shishu Niketan Habibarangabari/ Marias Public School, Kamrup/ BBCM Shankardev Shishu Vidya Niketan, North Lakhimpur/ Sankardev Shishu Niketan Sissiborgaon/ Shankardev Shishu Niketan Phulbari/ F A Ahmed High School Naitor/ Kendriya Vidyalaya AFS Chabua/ Berbhanga Higher Secondary School Dhubri/ Kaklabari Higher Secondary School/ Bokial High School, East Block, Golaghat, Assam/ Khora Higher Secondary School Lakhimpur/ Katori Chapori High School Lakhimpur/ Dhemaji Desangpani Higher Secondary School Dhemajibil/ Kendriya Vidyalaya Lokra/Shankardev Vidya Niketon Kathiatoli/ Vivekananda Kendra Vidyalaya Golaghat/ Saint Josephs High School Sivasagar/ Tinisuti High School Tinisuti/ Bimala Prasad Chaliha High School Lakhimpur/ Army Public School Narangi/ Rangjuli Higher Secondary School Goalpara/ Krishnai Habraghat High School Goalpara/ Bapuji High School ATL Grant/ Mahesh Ch Academy High School/			



**APPENDIX - VI**  
**DIRECT TRANSFER OF CENTRAL SCHEME FUNDS TO IMPLEMENTING AGENCIES IN THE STATE**  
**(FUNDS ROUTED OUTSIDE STATE BUDGET)**  
**(UNAUDITED FIGURES)**

Sl. No.	GOI Scheme Name	Implementing Agencies	(In lakh of ₹)		
			2020-2021	2019-2020	2018-2019
		Kismat Hasdaha High School/ Jogir Mahal High School/ F.A.Memorial High School, Alamganj/ Alamganj Geramari Amalgamated Higher Secondary School/ Nagaon Janata High School/ Ponchagaon High School/ Gahiya High School/ Narengkati Higher Secondary School/ Bihpuria Academy High School Lakhimpur/ Borbali Academy High School Barbali/ Sri Sankar Dev Bidya Niketon Kampur/ Jwngma Bodo Foraisali/ Janakalyan High School Lakhimpur/ Kacharihat High School Golohat/ St. Francis De Sales Higher Secondary School/ Shankardev Vidya Niketan, Howraghat/ Kendriya Vidyalaya Dinjan/ Goreswar Higher Secondary School, Sarifulchaki/ Bogidole High School Sibsagar/ Lakwa Tantia Higher Secondary School Lakwa/ Kendriya Vidyalaya New Bongaigaon/ Delhi Public School Numaligarh/ Kendriya Vidyalaya ONGC II Jorhat/ Sankardev Bidya Niketan Jamunamukh/ Nehru Hindi Vidyalaya Sivasagar/ Mushalpur HS School Baksar/ Dhubri Municipal High School Dhubri/ Paramesh Talukdar Uchcha Madhyamik Vidiyalaya Baradi/ Ambari Baregarh High School Abhayapuri/ Jamadarbhita High Madrassa Kasima/ Joybhum Kamakhyabari High School			

**APPENDIX - VI**  
**DIRECT TRANSFER OF CENTRAL SCHEME FUNDS TO IMPLEMENTING AGENCIES IN THE STATE**  
**(FUNDS ROUTED OUTSIDE STATE BUDGET)**  
**(UNAUDITED FIGURES)**

Sl. No.	GOI Scheme Name	Implementing Agencies	(In lakh of ₹)		
			2020-2021	2019-2020	2018-2019
		Joybhum/ Adarsha Vidyapith High School Howly/ Subankhata High School Barbari/ Markula High School Markula/ Rongamati High School Dergaon/ Panchgram Town High School Panchgram/ Premlochan Higher Secondary School Mohanpur/ Bahona Boys High School Bahona/ Army Public School Basistha/ Godwins School Sarusajai/ Rampur High School Kandurapather/ Rupahi High School Pathalipam/ Batamara High School Batamara/ Bishrampur High School/ Chala High School/ Juba Nagar High School Lakhimpur/ Sankardev Shishu NiketanN Bongaon/ J K Memorial English School Rajyeswarpur/ St Vivekananda English Academy Maligaon/ Sankardev Shishu Niketan Simen Chapori Dhemaji/ Golap Academy Kanchanpur II/ Modern Public High School Hailakandi/ Biswanath Jnan Bharati School Sonitpur/ Janakalyan Higher Secondary School Barpeta/ Jogai Mathura High School Cachar/ Swadhin Bazar High School Cachar/ Netaji Subhas Vidyaniketan HS School Chirang/ Baguan Girls High School Goalpara/ Janaki Charan Higher Secondary School Hailakandi/ Nityanandapur High School Lala/ Mahadev Agarwalla High School Mariani Jorhat/			

**APPENDIX - VI**  
**DIRECT TRANSFER OF CENTRAL SCHEME FUNDS TO IMPLEMENTING AGENCIES IN THE STATE**  
**(FUNDS ROUTED OUTSIDE STATE BUDGET)**  
**(UNAUDITED FIGURES)**

Sl. No.	GOI Scheme Name	Implementing Agencies	(In lakh of ₹)		
			2020-2021	2019-2020	2018-2019
		Mariani Girls High School Jorhat/ Hekra Higher Secondary School Kamrup/ Kaziranga English Academy Kamrup/ Digaru High School Kamrup Metropolitan/ Kahilipara High School Kamrup Metropolitan/ Kamarkuchi High School Kamrup Metropolitan/ Bagalijan High School Lakhimpur/ Banhpara High School Lakhimpur/ Milonpur Deogharia High School Rangoli/ Mulagavaru High School Dichaw Batua/ North Lakhimpur Girls Higher Secondary School/ Dongibil High School Bihpuria/ Pahumora High School Lakhimpur/ Chakalaghat Higher Secondary School Nagaon/ Bir Lachit Bor Phukan College Sivasagar/ Mahakali Grant High School Tinsukia			
20	Atmosphere & Climate Research - Modeling Observing Systems and Services (ACROSS )	Assam Agricultural University	1,00.31	1,09.02	63.12
21	Autonomous Organisations	National Institute of Design Jorhat	5,73.00	14,32.20	---
22	Beti Bachao Beti Padhao	Deputy Commissioner Kamrup Metropolitan District/ Cachar District/ Dhemaji District	41.89	73.03	12.73
23	Biogas Programme-Offgrid	Principal Chief Conservator of Forests, Assam-[PCCFASSAM] / Indian Institute of Technology , Guwahati (IITG)	3,11.28	22.13	19.76

**APPENDIX - VI**  
**DIRECT TRANSFER OF CENTRAL SCHEME FUNDS TO IMPLEMENTING AGENCIES IN THE STATE**  
**(FUNDS ROUTED OUTSIDE STATE BUDGET)**  
**(UNAUDITED FIGURES)**

Sl. No.	GOI Scheme Name	Implementing Agencies	(In lakh of ₹)		
			2020-2021	2019-2020	2018-2019
24	Biotechnology Research and Development	Assam Agricultural University / Institute of Advanced Study in Science and Technology/ Gauhati University/ Indian Institute of Technology, Guwahati/ Tea Research Association/ Tezpur University/ Dibrugarh University/ Assam University, Silchar / North-East Institute of Science & Technology (CSIR) / Non-Government Organisations/ Assam Medical College/ Kaliabor College/ Central Muga Eri Research & Training Institute, Central Silk Board/ Haflong Govt. College/ Bodoland University/ Chaiduar College/ Mangaldai College/ Digboi College/ Sualkuchi Budram Madhab Satradhikar College/ Gargaon College/ National Institute of Pharmaceutical Education & Research, Guwahati/ Gurucharan College, Silchar, Assam, 788004/ Gauhati Medical College Hospital/ Jawaharlal Nehru College, Boko/ Bimala Prasad Chaliha College/ Waimjing/ Intermediate Reference Laboratory, RNTCP, Assam/ Balipara Tract and Frontier Foundation-(NGOs)/ Goalpara College/ Srikishan Sarada College/ B. Borooah College/ Dimoria College, Khetri/ Cotton University/ Governing Body, Sibsagar College/ Darrang College/ Kendriya Vidyalaya Khanapara BLISS/ Anandaram Dhekial	54,28.33	48,13.29	61,91.27

**APPENDIX - VI**  
**DIRECT TRANSFER OF CENTRAL SCHEME FUNDS TO IMPLEMENTING AGENCIES IN THE STATE**  
**(FUNDS ROUTED OUTSIDE STATE BUDGET)**  
**(UNAUDITED FIGURES)**

Sl. No.	GOI Scheme Name	Implementing Agencies	(In lakh of ₹)		
			2020-2021	2019-2020	2018-2019
		Phookan College/ Regional Medical Research Centre, Dibrugarh/ VRDL Silchar Medical College/ Manager Govt Duck & Poultry Farm, Joysagar/ Namrup College/ Solmari Hindi Vidhyapeeth & Welfare Society/ North Lakhimpur College Autonomous/ Dr. B. Borooah Cancer Institute/ Cachar College/ MEM SEC Society For MED Education Tezpur/ Udalguri College/ Handique Girls' College/ Dakshin Kamrup College, Mirza/ Bahona College/ Assam Don Bosco University/ Cachar Cancer Hospital Society/ Sibsagar Girls' College/ Bajali College, Pathsala/ State Cancer Institute,Guwahati/ L.T.K. College/ Govt. Ayurvedic College & Hospital, Guwahati/ Dhing College/ Nowgong College/ Jagiroad College/ Rangia College/ Central Institute Of Technology, Kokrajhar/ Pandu College, Pandu/ D.R. College/ Dibru College/ Bholanath College, Dhubri/ Down Town Charity Trust/ Biswanath College of Agriculture/ Arya Vidyapeeth College, Guwahati-16/ VRDL JMC Jorhat/ Tihu College, Tihu/ CENTRAL INSTITUTE OF TECHNOLOGY, KOKRAJHAR/ GNRC Limited/ Institute of Integrated Resource Management(NGO)			
25	Boys and Girls Hostel OBC	Tezpur University	---	---	30.16

**APPENDIX - VI**  
**DIRECT TRANSFER OF CENTRAL SCHEME FUNDS TO IMPLEMENTING AGENCIES IN THE STATE**  
**(FUNDS ROUTED OUTSIDE STATE BUDGET)**  
**(UNAUDITED FIGURES)**

Sl. No.	GOI Scheme Name	Implementing Agencies	(In lakh of ₹)		
			2020-2021	2019-2020	2018-2019
26	Capacity Building for Service Providers	Institute of Hotel Management, Catering Technology & Applied Nutrition/ Food Craft Institute, Samaguri, Nagaon, Assam/ Assam Tourism Development Corporation Ltd.	16.23	34.45	11.36
27	Census, Survey and Statistics/Registrar General of India	General Administration Department	---	7,26.71	---
28	Climate Change Action Plan	North-East Institute of Science & Technology (CSIR)/ Assam Climate Change Management Society	---	15.47	15.00
29	Consumer Welfare Fund	Assam University Diphu Campus (AUDC)	---	3.50	---
30	Credit Linked Capital Subsidy And Technology Upgradation Scheme	National Institute of Technology, Silchar	9.75	---	---
31	Cyber Security Projects (NCCC & Others)	Indian Institute of Technology, Guwahati / Cotton University	21.00	47.10	10.00
32	Deen Dayal Disabled Rehabilitation Scheme SJE	Various Non-Government Organisations	90.71	1,24.72	90.86
33	Design & Technical Upgradation Scheme	Various Non-Government Organisations /North Eastern Handicrafts and Handlooms Development Corporation Ltd./ Bodoland Regional Apex Weavers and Artisans Cooperative Federation Ltd., Kokrajhar /Assam Apex Weavers' & Artisans Co-operative Federation Ltd./ Jiba Kanta Gogoi Memorial Welfare Trust/ Dikrong Valley Environment & Rural Development Society/ Kamdhenu Primary Co-	61.08	43.50	40.14

**APPENDIX - VI**  
**DIRECT TRANSFER OF CENTRAL SCHEME FUNDS TO IMPLEMENTING AGENCIES IN THE STATE**  
**(FUNDS ROUTED OUTSIDE STATE BUDGET)**  
**(UNAUDITED FIGURES)**

Sl. No.	GOI Scheme Name	Implementing Agencies	(In lakh of ₹)		
			2020-2021	2019-2020	2018-2019
		Operative Society Ltd./ Assam State Cooperative Federation Ltd./ Assam Plains Tribes Development Corporation Limited			
34	Development of Entrepreneurship	Indian Institute of Entrepreneurship	4,87.00	4,50.00	4,63.21
35	Development of Infrastructure for Promotion of Health Research	Silchar Medical College Hospital/ Principal-cum-Chief Superintendent, Fakhruddin Ali Ahemed Medical College & Hospital / Multi-Disciplinary Research Unit, JMCH	1,08.90	2,52.56	1,90.67
36	Development of Pharmaceutical Industry	National Institute of Pharmaceutical Education & Research, Guwahati	6.00	3.00	---
37	Development of Skills	Various Non-Government Organisations	2,45.98	3,23.24	76.25
38	Domestic Promotion and Publicity including Market Development Assistance	Assam Tourism Development Corporation Ltd./ Director IWT Assam/ Institute of Hotel Management, Catering technology & applied Nutrition	---	0.77	2,07.00
39	Economic Census	Directorate of Economics and Statistics, Assam A/c EC	19.00	11.90	---
40	e-Courts Phase II	Registrar General, High Court of Gauhati (Assam)	8,74.37	13,67.60	8,70.40
41	Electronic Governance	Assam Electronics Development Corporation Ltd.(AMTRON)	12,03.73	9,54.88	---
42	Environmental Education, Awareness and Training	Assam Science Society-(NGOs)/ Assam Science Technology and Environment Council	1,98.25	5,20.35	2,68.67
43	Environmental Information Systems	Assam Science Technology and Environment Council	56.45	41.86	25.15

**APPENDIX - VI**  
**DIRECT TRANSFER OF CENTRAL SCHEME FUNDS TO IMPLEMENTING AGENCIES IN THE STATE**  
**(FUNDS ROUTED OUTSIDE STATE BUDGET)**  
**(UNAUDITED FIGURES)**

(In lakh of ₹)					
Sl. No.	GOI Scheme Name	Implementing Agencies	GOI Releases		
			2020-2021	2019-2020	2018-2019
44	Establishment And Strengthening Of NCDC Branches And Health Initiatives Inter Sectoral Coordination For Preparation And Control Of Zoonotic Diseases And Other Neglected Tropical Diseases Surveillance Of Viral Hepatitis Anti-Microbial Resistance	Assam Agricultural University/Gauhati Medical College Hospital	36.05	---	---
45	Establishment Expenditure (Animal Husbandry Dairying and Fisheries)	North Eastern Regional Disease Diagnostic Laboratory	30.00	---	30.00
46	Establishment Expenditure (DST)	M/s Secretary Recreation Club Survey of India Silchar	0.03	---	---
47	Establishment Expenditure (Cabinet)	Indian Institute of Technology, Guwahati-[IITG]	---	57.10	---
48	Establishment Expenditure (EF&CC)	Gauhati University	---	4.36	---
49	Establishment Expenditure (IPP)	National Law University And Judicial Academy, Assam/ Tezpur University	12.47	11.95	---
50	Establishment Expenditure (Culture)	Cinnamara College/ Niloy /Department of Historical and Antiquarian Studies, Assam, Guwahati/ Various Non-Government Organisations	---	---	9.48
51	Establishment Expenditure (Law And Justice)	State Resource Centre Assam (NGOs)	1.00	---	---
52	Establishment Expenditure (Police)	CISF Unit HFCL Namrup/ Assam Sports Industries/ CISF Unit Oil Duliajan/ Asstt. Commandant/ DDO CISF Unit Lilabari Airport / DDO BTPP/NTPC Salakati/ DDO BRPL Bongaigaon / AC DDO GIA	4.63	12.23	1.88



**APPENDIX - VI**  
**DIRECT TRANSFER OF CENTRAL SCHEME FUNDS TO IMPLEMENTING AGENCIES IN THE STATE**  
**(FUNDS ROUTED OUTSIDE STATE BUDGET)**  
**(UNAUDITED FIGURES)**

Sl. No.	GOI Scheme Name	Implementing Agencies	(In lakh of ₹)		
			2020-2021	2019-2020	2018-2019
		CISF GP HQR Guwahati/AC/DC DDO CISF Unit NRL Numaligarh/ Grant-In-Aid, CISF Unit,ONGC Jorhat/ AC/DDO CISF Unit IOC Guwahati/ NES Hqr Guwahati/ AC/DDO CISF Unit LGBI Guwahati Airport/ DC/DDO CISF Unit ASG Dibrugarh/ DDO NHPCL Gerukamukh/ VNEXX Enterprise/ D K Enterprises/ HQ 22 Sector Assam Rifles/ COMDT 11 Assam Rifles/ M/S V. S Associates/ COL (ADM) HQ IGAR (E)/ Subham Suppliers/ Kanak Associates/R J Corporation/ Army Trade Agencies/ DIG NEZ 2 Hqr Guwahati/ M/S Akash Engineering Works/ Modi International/ Myrah Marketing/ DND Associates/ Solite Eltek Systems/ Puja Enterprise/ M/s Shivam Tile & Sanitary Mart/ M/s Vijay Traders/ dr enterprise/ Kamkhya Trading Co/ P.M. Associates/ G.D. Enterprises/ M/S Bhawani Hardware/ Priya Enterprises/ Shobha Furniture/ S M Enterprise/MAA Enterprises			
53	Establishment Expenditure Ayush	Rain Forest Research Institute (Indian Council of Forestry Research & Education)/ Biswanath College of Agriculture (AAU), Biswanath Chariali, Assam/ North-East Institute of Science & Technology (CSIR)/ Assam Agricultural University/ Assam Forest Department,	89.21	1,88.72	1,89.51

**APPENDIX - VI**  
**DIRECT TRANSFER OF CENTRAL SCHEME FUNDS TO IMPLEMENTING AGENCIES IN THE STATE**  
**(FUNDS ROUTED OUTSIDE STATE BUDGET)**  
**(UNAUDITED FIGURES)**

Sl. No.	GOI Scheme Name	Implementing Agencies	(In lakh of ₹)		
			2020-2021	2019-2020	2018-2019
		Divisional Forest Officer, Parbatjhora Forest Division, Kokrajhar, Assam/ Regional Ayurveda Research Institute for Gastro-Intestinal Disorders (RARIGID) Guwahati/ Anandaram Dhekial Phookan College/ State Medicinal Plants Board, Assam/ 134 Inf Bn (TA) Eco Assam/ Asian Institute of Management and Technology			
54	Establishment Expenditure Election Commission of India	Chief Electoral Officer, Assam	1,58.75	60.00	75.00
55	Establishment Expenditure Health and Family Welfare	Directore of State ICDS Assam	---	---	59.00
56	Establishment Expenditure Higher Education	Putali Kayastha/ Lairent Lakpam Shruti Kumar Singha / Anjan Baskota/ Ramakanta Das/ Bolin Kumar Konwar/ Kami Ram Sarma/ Khagendra Kr. Sarkar/ Dr. Lokendra Prasad Dekh/ Anup Kumar Dey/ Nareswar Narzary/ Mrs. Rupali Swargiary	0.14	0.88	2.39
57	Establishment Expenditure Staff, Household and Allowances of the President	Niranjan Karak/ Dr. B. Borooah Cancer Institute	---	2.02	---
58	Establishment Expenditure (Space)	Assam Agricultural University/ Assam University, Diphu Campus/ Tezpur University	---	2.00	3.00
59	Establishment of New Technology Centres	Tool Room & Training Centre, Guwahati	---	4,21.00	---

**APPENDIX - VI**  
**DIRECT TRANSFER OF CENTRAL SCHEME FUNDS TO IMPLEMENTING AGENCIES IN THE STATE**  
**(FUNDS ROUTED OUTSIDE STATE BUDGET)**  
**(UNAUDITED FIGURES)**

Sl. No.	GOI Scheme Name	Implementing Agencies	(In lakh of ₹)		
			2020-2021	2019-2020	2018-2019
60	Family Welfare Schemes	Gauhati University/ Directore of State ICDS Assam	93.20	1,31.40	73.21
61	Feedstock Subsidy to BCPL / Assam Gas Cracker Complex	Brahmaputra Cracker & Polymer Limited	17,00,00.00	---	---
62	Forestry Training and Capacity Building	Assam State Forest Development Agency/ Central Academy for State Forest Service	---	---	3,44.12
63	Formation And Promotion Of 10000 Farmer Producer Organisations (FPOs)	North Eastern Regional Agricultural Marketing Corporation Ltd.	2,75.00	---	---
64	Free Coaching and Allied Scheme for Minorities MA CS	Assam Education & Management Academy/ Slingshot Solutions/ Ajmal Foundation (NGO)	---	---	7.70
65	Gender Budgeting and Research, Publication and Monitoring	Assam State Social Welfare Board/ National Institute of Rural Development- NE Regional Centre	8.43	29.40	15.13
66	Grants to Central Universities	Tezpur University/ Assam University, Silchar	1,77.45	6,91.69	---
67	Grants To Other Institutions	Assam Medical College	1,90.00		
68	Handloom Cluster Development Program - Handloom Mega Cluster	Indian Institute of Technology, Guwahati/ Assam Apex Weavers' & Artisans Co-operative Federation Ltd./ Bharali Silk Root Pvt. Ltd./ Siripuria BKSS Ltd./ 1 No. Chaulkora Buwa Kata S.S. Ltd.	23.26	16.05	48.01
69	HRD/Capacity Building Programme	North Eastern Regional Institute of Water and Land Management	5,93.39	6,33.58	13,69.00
70	Human Resource and Capacity Development	Cachar Cancer Hospital Society (NGOs)/ Dr. B. Borooah Cancer Institute	1,07.73	1,19.06	---
71	Human Resource Development Handicrafts	Various Non-Government Organisations/ Bodoland Regional Apex Weavers and Artisans Cooperative	28.74	73.68	55.60

**APPENDIX - VI**  
**DIRECT TRANSFER OF CENTRAL SCHEME FUNDS TO IMPLEMENTING AGENCIES IN THE STATE**  
**(FUNDS ROUTED OUTSIDE STATE BUDGET)**  
**(UNAUDITED FIGURES)**

Sl. No.	GOI Scheme Name	Implementing Agencies	(In lakh of ₹)		
			2020-2021	2019-2020	2018-2019
		Federation Ltd., Kokrajhar/ Jiba Kanta Gogoi Memorial Artisan Co-operative Society Ltd./ Kamdhenu Primary Co-Operative Society Ltd./ Assam State Cooperative Federation Ltd./ North Eastern Handicrafts and Handlooms Development Corporation Ltd.			
72	Human Resources for Health and Medical Education	Directorate of State ICDS Assam	---	---	25.10
73	Incentivization of Panchayats	State Institute of Rural Development, Assam	1,59.00	97.00	1,30.00
74	Indradhanush Gas Grid Limited (IGGL)-Part of the North East Natural Gas Pipeline Grid	Indradhanush Gas Grid Limited	1,80,00.00	---	---
75	Industrial and Entrepreneurship Development	Gauhati University/North-East Institute Of Science & Technology (CSIR)	46.75	---	---
76	Industrial Research & Development	Indian Institute of Technology, Guwahati/ Bhagaban Baruah/ Subramani Kanagaraj/ Tanmoy Goswami/ Santosha Kumar Dwivedy/ North-East Institute of Science & Technology (CSIR)/ Sirisha Puttabanthi/ Tanmoy Goswami/ Nripen Kalita/ Uddip Kashyap/ Kankana Narayan Dev/ Rabindra Kumar Debgupta/ Bhabesh Das/ Abhisek Dasgupta/ Himadri Das/ Tezpur University/ Subhasish Das/ Swarup Bag/ Dulumoni Das/ Rupam Kumar Sharma/ Sashindra Kumar Kakoty/ Marine Hussain	39.97	22.19	50.71

**APPENDIX - VI**  
**DIRECT TRANSFER OF CENTRAL SCHEME FUNDS TO IMPLEMENTING AGENCIES IN THE STATE**  
**(FUNDS ROUTED OUTSIDE STATE BUDGET)**  
**(UNAUDITED FIGURES)**

Sl. No.	GOI Scheme Name	Implementing Agencies	(In lakh of ₹)		
			2020-2021	2019-2020	2018-2019
77	Information and Mass Education Cell	North East Institute Fashion Technology (NEIFT) (NGOs)	---	---	20.00
78	Infrastructure and Technology Development Scheme	Sub-Divisional Officer (CIVIL)	56.16	---	---
79	Infrastructure Development & Capacity Building (MSME)	Assam Industrial Infrastructure Development Corporation/ Tool Room & Training Centre, Guwahati	34,04.12	20,70.20	16,61.31
80	Infrastructure Development and Capacity Building	Tool Room & Training Centre, Guwahati/ Tool Room & Training Centre Tinsukia	---	43,40.38	---
81	Innovation, Technology Development and Deployment	Indian Institute of Technology, Guwahati/ Tezpur University/ Central Muga Eri Research & Training Institute, Central Silk Board / Gauhati University/ Assam Agricultural University/ Tea Research Association/ Assam Science Technology and Environment Council/ National Institute of Technology, Silchar/ North-East Institute of Science & Technology (CSIR)/ Pandu College, Pandu/ Nowgong College/ Bodoland University/ Birjhora MahaVidyalaya/ Various Non-Government Organisations/ National Institute of Pharmaceutical Education & Research, Guwahati/ Jorhat Engineering College/ Institute of Advanced Study in Science and Technology/ Dibrugarh University / Assam Don Bosco University/ Govt. Ayurvedic College & Hospital,	11,36.00	11,94.09	3,36.07

**APPENDIX - VI**  
**DIRECT TRANSFER OF CENTRAL SCHEME FUNDS TO IMPLEMENTING AGENCIES IN THE STATE**  
**(FUNDS ROUTED OUTSIDE STATE BUDGET)**  
**(UNAUDITED FIGURES)**

Sl. No.	GOI Scheme Name	Implementing Agencies	(In lakh of ₹)		
			2020-2021	2019-2020	2018-2019
		Guwahati/ Assam University, Silchar/ North Eastern Development Finance Corporation Ltd.-[NEDFi]/ Indian Institute of Information Technology, Guwahati, Societies-[IIITGS]			
82	Integrated Development of Tourist Circuits around specific themes (Swadesh Darshan)	Assam Tourism Development Corporation Ltd.	37,46.67	25,61.96	33,48.53
83	Integrated Scheme on Agricultural Census and Statistics	Assam Agricultural University	---	---	5,79.74
84	Integrated Scheme for Skill Development	Directorate of Handloom & Textiles, Assam	---	7,48.97	---
85	Integrated Scheme on Agriculture Census and Statistics	Assam Agricultural University/ Assam Science Technology and Environment Council/ Directorate Of Economics & Statistics, Assam/ Director of Agriculture (NFSM)	14,63.35	5,93.20	---
86	Kala Sanskriti Vikas Yojana	Various Non-Government Organisations/ Bharat Chutia/ Gauhati University/ Swapan Das/ Ripam Bharadwaj/ Ujjala Barman/ Amit Pathak/ Mrs. Suagmoni Mahanta/ Mr. Niranjana Saikia/ Pranami Bora/ Manoj Sarma/ Provakar Goswami/ Pari Sarania/ Asim Kumar Nath/ Roshmi Rekha Saikia/ Pallavi Sarma/ Palash Protim Mech/ Sri Dimpal Kumar Das/ Deep Jyoti Kalita/ Dipoi Borah/ Boloram Das/ Bhaskar Boruah/ Anjana	1,21.17	1,73.81	2,47.19

**APPENDIX - VI**  
**DIRECT TRANSFER OF CENTRAL SCHEME FUNDS TO IMPLEMENTING AGENCIES IN THE STATE**  
**(FUNDS ROUTED OUTSIDE STATE BUDGET)**  
**(UNAUDITED FIGURES)**

Sl. No.	GOI Scheme Name	Implementing Agencies	(In lakh of ₹)		
			2020-2021	2019-2020	2018-2019
		Moyee Saikia/ Gobinda Kalita Bayan/ Bharati Nath/ Ganesh Deka/ Gitanjali Devi/ Abinash Sarma/ Dikhamoni Bora/ Dhanjit Boro/ Ashim Kr. Sharma/ Kabita Borah/ Late Durlav Narayan Goswami Memorial Cultural & Educational Trust/ Bondita Mahanta Cultural and Educational Trust/ Biswanath Foundation/ Raju Roy			
87	Khelo India	Directorate of Sports & Youth Welfare Assam/ Bihpuria Municipal Board/ Sports Authority of Assam	---	16,00.00	2,10.00
88	Land Records Modernization Programme	Assam Land Management and Information Society-[ALMIS]	10,21.20	---	---
89	Loan to North East Development Finance Corporation	North Eastern Development Finance Corporation Ltd.-[NEDFi]	30,00.00	---	---
90	Lokpriya Gopinath Bordoloi Regional Institute of Mental Health, Tezpur	Lokopriya Gopinath Bordoloi Regional Institute of Mental Health	52,00.00	55,00.00	16,18.00
91	Mahatma Gandhi National Rural Gurantee Program -Center Component	Office of Commissioner, Panchayat and Rural Development Department, Assam	21,88,52.72	12,56,14.96	9,45,58.21
92	Management Support to Rural Development Programs and Strengthening of District Planning Process	State Institute or Rural Development, Assam/Extension Training Centre, Hailakandi, Amoni, Joysagar, Jorhat, Kahikuchi/ Office of Commissioner, Panchayat and Rural Development Department, Assam	2,48.64	2,58.03	2,14.54
93	Manpower Development	Indian Institute of Technology, Guwahati	---	2,41.00	---

**APPENDIX - VI**  
**DIRECT TRANSFER OF CENTRAL SCHEME FUNDS TO IMPLEMENTING AGENCIES IN THE STATE**  
**(FUNDS ROUTED OUTSIDE STATE BUDGET)**  
**(UNAUDITED FIGURES)**

Sl. No.	GOI Scheme Name	Implementing Agencies	(In lakh of ₹)		
			2020-2021	2019-2020	2018-2019
94	Marketing Support and Services	Bodoland Regional Apex Weavers and Artisans Cooperative Federation Ltd., Kokrajhar/ Assam Government Marketing Corporation Ltd./ North Eastern Handicrafts and Handlooms Development Corporation Ltd./NGOs/ Jiba Kanta Gogoi Memorial Welfare Trust/ Jiba Kanta Gogoi Memorial Artisan Co-operative Society Ltd./ Kamdhenu Primary Co-Operative Society Ltd./ Assam State Cooperative Federation Ltd.	30.52	1,21.86	2,00.46
95	Member of Parliament Local Area Development Scheme (MPLAD)	Deputy Commissioner Karimganj/ Barpeta/ Karbi-Anglong/ Nalbari/ Darrang/ Kamrup (M)/ Cachar / Lakhimpur/ Kokrajhar/ Dibrugarh/ Nagaon/ Jorhat/ Dhubri/ Sonitpur/ Kamrup/ Dhemaji/ Golaghat/ Charaideo	---	82,50.00	97,50.00
96	Merit - Cum - Means Scholarship For Professional And Technical Courses Of Under Graduate And Post-Graduate	Char Areas Development Assam	27.30	---	---
97	Nai Manzil-The Integrated Education and Livelihood Initiative	Ajmal Foundation (NGOs)/ Education Research & Development Foundation /Down Town Charity Trust (NGOs)	1,30.52	4,46.14	3,90.77
98	National Action Plan For Drug Demand Reduction	Various Non-Government Organisations	6,86.09	---	---
99	National Action Plan for Senior Citizens	Green Valley Society/ Various Non-Government Organisations	9,77.67	---	---



**APPENDIX - VI**  
**DIRECT TRANSFER OF CENTRAL SCHEME FUNDS TO IMPLEMENTING AGENCIES IN THE STATE**  
**(FUNDS ROUTED OUTSIDE STATE BUDGET)**  
**(UNAUDITED FIGURES)**

Sl. No.	GOI Scheme Name	Implementing Agencies	(In lakh of ₹)		
			2020-2021	2019-2020	2018-2019
100	National Aids and STD Control Programme (NACO)	Assam State Aids Control Society	20,56.36	22,67.85	18,53.14
101	National Animal Disease Control Programme for Foot and Mouth Disease (FMD) and Brucellosis	SIA-National Animal Disease Control Programme	34.35	15,63.65	---
102	National Bamboo Mission	Cane and Bamboo Technology Centre	84.38	---	1,83.65
103	National Child Labour Project Including Grants in Aid to Voluntary Agencies and reimbursement of assistance to bonded labour	National Child Labour Project, Lakhimpur (Assam)/ Nagaon District Child Labour Project Society, Nagaon/ Kamrup Metro District Child Labour Welfare Samity, Kamrup ( Guwahati)/ District Child Labour Welfare Samity, Nalbari	41.50	1,05.74	10,33.43
104	National Fellowship and Scholarship for Higher Education of ST Students	Indian Institute of Technology, Guwahati, Silchar/ Indian Institute of Technology, Guwahati/ Indian Institute of Information Technology, Guwahati, Societies/ Institute of Hotel Management, Catering Technology & Applied Nutrition/ Tata Institute of Social Sciences	6.17	3.33	11.69
105	National Handloom Development Programme CS	Assam Apex Weavers' & Artisans Co-operative Federation Ltd./ Bodoland Regional Apex Weavers and Artisans Co-operative Federation Ltd., Kokrajhar/ Assam Government Marketing Corporation Ltd./ Sunshine Syndicate/ Satyam Paper/ Pixela Infotech/ Maa Slay House/ National Handloom Development	7,63.95	2,89.16	3,14.96

**APPENDIX - VI**  
**DIRECT TRANSFER OF CENTRAL SCHEME FUNDS TO IMPLEMENTING AGENCIES IN THE STATE**  
**(FUNDS ROUTED OUTSIDE STATE BUDGET)**  
**(UNAUDITED FIGURES)**

Sl. No.	GOI Scheme Name	Implementing Agencies	(In lakh of ₹)		
			2020-2021	2019-2020	2018-2019
		Corporation Limited/ Rumi Jumi Enterprise/ NEHHDC Ltd./ Bhagyawati Singh/ Biren Chandra Sutradhar/ Gopal Jee/ B.R. Textile/ Weavers Service Centre, Guwahati/ Lambu Nath/ Daibaki Enterprise/ Ratabari Samabay Bayan Samity Ltd./ Amardeep Karjee/ Chayanika Handloom Products/ Baruah Timber Depot & Suppliers/ M/S Popular Furniture & Weaving Industries/ Manoj Bah Bet Udyog/ Pioneer/ Pragjyotika Enterprise Guwahati/ Pankaj Sarmah/ BH Innovative Equipment Slk./ ATC Agencies/ B2B Systems and Solutions/ Arihant Suppliers/ Jimachaya Industries/ N.P. Associates/ M.B Trade Links/ North Cachar Hills Tribal Regional Handloom Weavers Cooperative Society Ltd./ Director of Handloom & Textiles, Govt. of Assam, Guwahati/ Jayanta Thakuria/ Bharali Silk Root Pvt. Ltd./ Oriental Handloom Craft/ Ranu Industries/ M/s Palmarian Enterprise/ Maa Lakshmi Industries/ Ganesh Enterprise, Guwahati/ Sunrise Ten/ Banti Handloom Product/ Sipini Bhandar			
106	National Hydrology Project	Assam Water Research and Management Institute Society (AWRMIS)	4,94.00	---	---
107	National Initiative for Technology Transfer	Indian Institute of Technology, Guwahati	28,70.00	10,00.00	---

**APPENDIX - VI**  
**DIRECT TRANSFER OF CENTRAL SCHEME FUNDS TO IMPLEMENTING AGENCIES IN THE STATE**  
**(FUNDS ROUTED OUTSIDE STATE BUDGET)**  
**(UNAUDITED FIGURES)**

Sl. No.	GOI Scheme Name	Implementing Agencies	(In lakh of ₹)		
			2020-2021	2019-2020	2018-2019
108	National Initiative for Design Innovation Including Setting Up of Design Innovation Centres, Design Open School and National Design Innovation Network	Indian Institute of Technology, Guwahati	---	1,00.00	---
109	National Institute of Pharmaceutical Education and Research NIPER Mohali	National Institute of Pharmaceutical Education & Research, Guwahati	79,45.00	43,90.00	30,75.00
110	National Mission On Interdisciplinary Cyber Physical Systems	IIT Guwahati Technology Innovation And Development Foundation (NGOs)	13,00.00	---	---
111	National Mission on Teachers and Teaching	Assam University, Silchar/ Tezpur University/ Indian Institute of Technology, Guwahati/ National Institute of Technology, Silchar	---	1,21.00	1,05.00
112	National Programme for Dairy Development	WSET Assam Milk Producers' Co-operative Union Ltd.	---	85.00	---
113	National Programme for Youth and Adolescent Development General Component	Various Non-Government Organisations/ Trend MMS/ North East Institute Fashion Technology (NEIFT)	---	25.00	25.00
114	National Project on Agro- Forestry	Cane and Bamboo Technology Centre	---	---	20.00
115	National Rural Livelihood Mission - Center Component	Assam State Rural Livelihoods Mission Society	31.36	75.80	4,40.76
116	National Seismic Programme	PIA-Oil India Limited Duliajan	---	61,06.32	88,30.69

**APPENDIX - VI**  
**DIRECT TRANSFER OF CENTRAL SCHEME FUNDS TO IMPLEMENTING AGENCIES IN THE STATE**  
**(FUNDS ROUTED OUTSIDE STATE BUDGET)**  
**(UNAUDITED FIGURES)**

Sl. No.	GOI Scheme Name	Implementing Agencies	(In lakh of ₹)		
			2020-2021	2019-2020	2018-2019
117	National Service Scheme (NSS)	Indian Institute of Entrepreneurship/ Assam State NSS Cell/ Tezpur University/ Dibrugarh University/ Assam Don Bosco University/ Gauhati University/ National Service Scheme Bodoland University/ Central Institute Of Technology, Kokrajhar/ Assam Agricultural University	1,96.45	2,25.48	---
118	National Young Leaders Programme	Gauhati University/ Dibrugarh University/ Assam University, Silchar	---	---	8.13
119	NER Livelihood Project	North East Livelihood Promotion Society, Guwahati.	---	---	90,00.00
120	NER-Textile Promotion Scheme	Director of Handloom & Textiles, Govt. of Assam, Guwahati/ Bodoland Regional Apex Weavers and Artisans Co-operative Federation Ltd., Kokrajhar/ Assam Apex Weavers' & Artisans Co-operative Federation Ltd./ Directorate of Sericulture, Assam/ Director of Sericulture, BTC, Kokrajhar, Assam/ North Eastern Handicrafts and Handlooms Development Corporation Ltd./ Assam Government Marketing Corporation Ltd.	21,19.50	47,34.10	2,51.78
121	North East Development Finance Corporation	North Eastern Development Finance Corporation Ltd.	---	60,00.00	---

**APPENDIX - VI**  
**DIRECT TRANSFER OF CENTRAL SCHEME FUNDS TO IMPLEMENTING AGENCIES IN THE STATE**  
**(FUNDS ROUTED OUTSIDE STATE BUDGET)**  
**(UNAUDITED FIGURES)**

Sl. No.	GOI Scheme Name	Implementing Agencies	(In lakh of ₹)		
			2020-2021	2019-2020	2018-2019
122	North East Regional Agricultural Marketing Corporation	North Eastern Regional Agricultural Marketing Corporation Ltd.	2,00.00	4,10.00	---
123	North East Road Sector Development Scheme	Assam State Road Board Guwahati	31,09.39	9,52.00	---
124	North Eastern Handicrafts and Handlooms Corporation Ltd.	North Eastern Handicrafts and Handlooms Development Corporation Ltd.	2,00.00	2,00.00	2,00.00
125	North Eastern Industrial and Investment Promotion Policy (NEIPP)	North Eastern Development Finance Corporation Ltd.- [NEDFi]	2,00,00.00	5,83,51.94	5,27,98.98
126	One Stop Center	One Stop Centre Nagaon, Charaideo, Hojai, DSWO, Karbi Anglong, Diphu, West Karbi Anglong, Kokrajhar, Majuli, Haflong / Department of Social Welfare, Assam/District Social Welfare Office Dibrugarh, Golaghat, Morigaon, Udalguri, Dhemaji, Sibsagar, Tinsukia, Baksa, Barpeta, Bongaigaon, Darrang, Dhubri, Goalpara, Hailakandi, Kamrup, Karimganj, Lakhimpur, Nalbari, Cachar, Jorhat, Biswanath Charali, Sonitpur, Kamrup(Metro), OSC	6,42.14	8,04.09	7,86.95
127	Ongoing Programme and Schemes-Power	Aspirational District Programme Udalguri, DRDA Udalguri/Nodal Officer, Aspirational District Program (ADP), Baksa/SPV - Aspirational - Barpeta/ SPV - Aspirational - Dhubri/ SPV - Aspirational - Darrang	30,99.84	---	---
128	Organic Value Chain Development of NE Region	Assam Small Farmers' Agri-Business Consortium	---	4,35.00	27,64.10

**APPENDIX - VI**  
**DIRECT TRANSFER OF CENTRAL SCHEME FUNDS TO IMPLEMENTING AGENCIES IN THE STATE**  
**(FUNDS ROUTED OUTSIDE STATE BUDGET)**  
**(UNAUDITED FIGURES)**

Sl. No.	GOI Scheme Name	Implementing Agencies	(In lakh of ₹)		
			2020-2021	2019-2020	2018-2019
129	Payment for Indigenous P and K Fertilizers	Progressive Fertichem Private Limited	12,89.85	11,00.08	8,37.65
130	Payment for Indigenous Urea	Brahmaputra Valley Fertilizer Corporation Limited	3,83,46.11	1,75,89.88	1,98,38.96
131	Payment Of City Compost	Brahmaputra Valley Fertilizer Corporation Limited	18.92	---	---
132	Pilgrimage Rejuvenation and Spiritual Augmentation Drive	Assam Tourism Development Corporation Ltd./ Institute of Hotel Management, Catering Technology & Applied Nutrition	2,97.29	2,55.16	5,03.48
133	PM Research Fellowship	Indian Institute of Technology, Guwahati	1,41.82	31.20	19.30
134	Pollution Abatement	Pollution Control Board, Assam	---	50.72	1,09.28
135	Post Matric Scholarship For Minorities	Char Areas Development Assam	33.90	---	---
136	Pradhan Mantri Kisan Sampada Yojana-Creation Of Backward & Forward Linkages	Blueberry Industry (Unit-II)	1,18.68	---	---
137	Pradhan Mantri Kisan Sampada Yojana-Creation Of Infrastructure For Agro Processing Clusters	Surindera Agro Processing Cluster/Subh Karan Food Park	6,64.51	---	---
138	Pradhan Mantri Kisan Sampada Yojana-Food Safety & Quality Assurance Infrastructure	State Public Health Laboratory, Assam	---	36.32	67.25
139	Pradhan Mantri Kisan Samman Nidhi (PM-Kisan)	Dept. of Agriculture, Assam	6,56,08.18	8,94,42.73	1,89,88.42
140	Pradhan Mantri Kisan Samman Nidhi	Dept. of Agriculture, Assam	---	5,34,43.68	---

**APPENDIX - VI**  
**DIRECT TRANSFER OF CENTRAL SCHEME FUNDS TO IMPLEMENTING AGENCIES IN THE STATE**  
**(FUNDS ROUTED OUTSIDE STATE BUDGET)**  
**(UNAUDITED FIGURES)**

Sl. No.	GOI Scheme Name	Implementing Agencies	(In lakh of ₹)		
			2020-2021	2019-2020	2018-2019
141	Pradhan Mantri Kisan Sampada Yojana	State Public Health Laboratory, Assam/Federation of Industry & Commerce of North Eastern Region (NGO)	---	---	83.25
142	Pradhan Mantri Kisan Sampada Yojana-Creation/Expansion of Food Processing & Preservation Capacities	Sona Gold Agrochem Pvt. Ltd./ P L Industries Pvt. Ltd./ Graintech Foods India Pvt. Ltd./ M/s Tirupati Foods/ Hygen Beverages Pvt. Ltd.	7,44.77	5,94.78	3,44.78
143	Pradhan Mantri Kisan Sampada Yojana -Human Resource and Institutions	Federation of Industry & Commerce of North Eastern Region (NGO) / Tezpur University/ Assam Industrial Development Corporation Limited/ Education Research & Development Foundation (NGO)	1,05.94	57.72	1,01.59
144	Pradhan Mantri Kisan Sampada Yojana-Mega Food Parks	Assam Industrial Development Corporation Limited (Plastic Park)	6,38.92	---	---
145	Pradhan Mantri Matru Vandana Yojna	Department of Social Welfare, Assam	93,04.80	1,19,91.44	---
146	Pradhan Mantri Matsya Sampada Yojana (PMMSY)	Directorate Of Fisheries, Assam	61.53	---	---
147	Pre Matric Scholarship For Minorities	Assam Minorities Development Board	51.48	---	---
148	Procurement and Marketing Support Scheme	M/s Pansy/ Riverbeki (OPC) Private Limited/ Assam Industrial Infrastructure Development Corporation	---	3,32.16	---
149	Promotion of Apprenticeship	IOCL(R/D)/ PIA-ONGC, Cachar Forward Base, Srikona, Silchar/ Numaligarh Refinery Limited/ PIA-Assam Asset, Nazira/ Indian Oil Corporation Limited Bongaigaon Refinery/ PIA-Indian Oil Corporation Limited (Assam Oil Division)/ Airports Authority of	2,99.26	3,71.94	---

**APPENDIX - VI**  
**DIRECT TRANSFER OF CENTRAL SCHEME FUNDS TO IMPLEMENTING AGENCIES IN THE STATE**  
**(FUNDS ROUTED OUTSIDE STATE BUDGET)**  
**(UNAUDITED FIGURES)**

Sl. No.	GOI Scheme Name	Implementing Agencies	(In lakh of ₹)		
			2020-2021	2019-2020	2018-2019
		India, Guwahati/ PIA-Oil India Limited Duliajan/ Cement Corporation of India Limited/ All India Radio Tezpur/ Emami Limited/ FM TRG & TEST(NER)/ BVFCL/ N F Railway Maligaon/ North Eastern Electric Power Corporation Ltd.			
150	Promotion of Electronics and IT HW Manufacturing (MSIPS, EDF and Manufacturing Clusters)	Assam Electronics Development Corporation Ltd.- [AMTRON]	3,44.90	11,55.10	---
151	Promotion of IT/ITeS Industries	National Institute of Pharmaceutical Education & Research, Guwahati	63.68	---	---
152	Promotion of Petro Chemicals	Assam Industrial Development Corporation Limited (Plastic Park)/North-East Institute Of Science & Technology (CSIR)	2,56.50	7,00.00	---
153	Promotional Services Institutions and Programme	Tool Room & Training Centre, Guwahati/ Assam Industrial Infrastructure Development Corporation	---	1,69.94	---
154	R and D in IT/Electronics/CCBT	Down Town Charity Trust/ Tezpur University/ North-East Institute of Science & Technology (CSIR)/ Indian Institute of Technology, Guwahati/ National Institute of Technology, Silchar Various Non-Government Organisations	17,44.17	3,05.75	9,46.88
155	R&D for Conservation and Development	Tezpur University	---	11.44	---
156	Rashtriya Gokul Mission	Assam Livestock Development Agency Guwahati	---	---	48,96.10



**APPENDIX - VI**  
**DIRECT TRANSFER OF CENTRAL SCHEME FUNDS TO IMPLEMENTING AGENCIES IN THE STATE**  
**(FUNDS ROUTED OUTSIDE STATE BUDGET)**  
**(UNAUDITED FIGURES)**

Sl. No.	GOI Scheme Name	Implementing Agencies	(In lakh of ₹)		
			2020-2021	2019-2020	2018-2019
157	Rashtriya Krishi Vikas Yojna	Assam Agriculture University/ Foundation of AIC-AAU Incubator	2,21.13	7.84	1,63.75
158	Relief and Rehabilitation for migrants and repatriates	Deputy Commissioner, Baksa, Disaster Management, Assam/ District Disaster Management Authority, Kamrup Metro/ Deputy Commissioner, Dibrugarh, Tinsukia, Kokrajhar, Chirang, Udalguri/ Deputy Commissioner cum Chairman, DDMA, Golaghat/Deputy Commissioner (Disaster Management Committee), Darrang, Assam	10.80	50.10	72.30
159	Re-orientation Training Programme of AYUSH Personnel/Continuing Medical Education (ROTP/CME)	Govt. Ayurvedic College & Hospital, Guwahati	---	6.00	---
160	Research and Development - Handicrafts-[1491]	Assam Plains Tribes Development Corporation Limited/ Various Non-Government Organisations	18.55	---	---
161	Research and Development-[3237]	Indian Institute of Technology, Guwahati/ Dibrugarh University/ Rain Forest Research Institute, Jorhat/ Assam University, Silchar/ Institute of Advanced Study in Science and Technology/ Gauhati University/ Tezpur University/ Tea Research Association/ Regional Medical Research Centre Northeast Region/ Shrimanta Shankar Academy/ North-East Institute of Science & Technology (CSIR)/ Assam State Biodiversity Board/ National Institute of	3,27.86	3,08.36	3,14.19

**APPENDIX - VI**  
**DIRECT TRANSFER OF CENTRAL SCHEME FUNDS TO IMPLEMENTING AGENCIES IN THE STATE**  
**(FUNDS ROUTED OUTSIDE STATE BUDGET)**  
**(UNAUDITED FIGURES)**

Sl. No.	GOI Scheme Name	Implementing Agencies	(In lakh of ₹)		
			2020-2021	2019-2020	2018-2019
		Pharmaceutical Education & Research, Guwahati/ Indian Institute of Information Technology, Guwahati, Societies/ Regional Medical Research Centre, Dibrugarh			
162	Research and Development and Implementation of National Water Mission- [1166]	North Eastern Regional Institute of Water and Land Management	21.42	12.24	---
163	Research and Development-[1166]	Indian Institute of Technology, Guwahati/ North Eastern Regional Institute of Water and Land Management/ Agricultural University/ Assam Agricultural University	---	0.90	46.98
164	Research and Development-[3237]	Indian Institute of Technology, Guwahati/ Tezpur University/ Tea Research Association/ National Institute of Technology, Silchar/ Dibrugarh University/ Assam University, Silchar/ North-East Institute of Science & Technology (CSIR)/ National Institute of Pharmaceutical Education & Research, Guwahati	---	2,72.93	---
165	Research Training and Studies and Other Road Safety Schemes	Assam Road Safety Fund/ Various Non-Government Organisations	8,63.52	6.85	---
166	Research Development and Consultancies On Generic Issues of CPSEs	Indian Institute of Technology, Guwahati	---	13.00	---

**APPENDIX - VI**  
**DIRECT TRANSFER OF CENTRAL SCHEME FUNDS TO IMPLEMENTING AGENCIES IN THE STATE**  
**(FUNDS ROUTED OUTSIDE STATE BUDGET)**  
**(UNAUDITED FIGURES)**

Sl. No.	GOI Scheme Name	Implementing Agencies	(In lakh of ₹)		
			2020-2021	2019-2020	2018-2019
167	Research on Disability Related Technology, Products and Issues	Sishu Sarothi (NGO)	---	---	1.80
168	Research, Development and Consultancy on generic issues related to CPSEs and State Level Public Enterprises	Indian Institute of Technology, Guwahati	---	---	20.50
169	Research, Education and Training Outreach (REACHOUT)	Environmental Watch and Management Institute-(NGOs)/ Tezpur University/ Dibrugarh University/ North-East Institute of Science & Technology (CSIR)/ Indian Institute of Technology, Guwahati	7.52	33.87	37.48
170	Research / Studies, Publicity, Monitoring and Evaluation of Development Schemes for Minorities Including Publicity MA CS	Trend MMS/ Grammya Yuva Jagrata Sammittee-(NGOs)/ Bodoland University/ Various Non-Government Organisations/Baosi Banikanta Kakati College	2.50	2.50	10.00
171	River Basin Management	Brahmaputra Board	75,00.00	64,93.88	88,92.00
172	Scheme for Faster Adoption and Manufacturing of (Hybrid and) Electric Vehicle in India	Assam State Transport Corporation	---	5,72.99	1,68.53
173	Scheme for Fund for Regeneration of Traditional Industries	Indian Institute of Entrepreneurship	42,57.82	30,82.10	9,15.49
174	Scheme for Investment Promotion	Assam Industrial Development Corporation Limited	---	---	10,59.00
175	Scheme for Integrated Textile Park (SITP)	Prag Jyoti Textile Park Private Limited	---	2,00.00	---

**APPENDIX - VI**  
**DIRECT TRANSFER OF CENTRAL SCHEME FUNDS TO IMPLEMENTING AGENCIES IN THE STATE**  
**(FUNDS ROUTED OUTSIDE STATE BUDGET)**  
**(UNAUDITED FIGURES)**

Sl. No.	GOI Scheme Name	Implementing Agencies	(In lakh of ₹)		
			2020-2021	2019-2020	2018-2019
176	Scheme for Leadership Development of Minority Women CS	Various Non-Government Organisations /Down Town Charity Trust	27.63	67.40	43.33
177	Scheme for Prevention of Alcoholism and Substance (Drugs) Abuse	Various Non-Government Organisations	---	3,33.68	4,69.37
178	Schemes for differently Abled persons	Various Non-Government Organisations/ Tezpur University/ Composite Regional Centre, Guwahati/ Director, Social Welfare, Assam/ Pragati Edutech Pvt Ltd	24.84	3,47.63	4,03.28
179	Schemes of North East Council - Special Development Projects	Indian Institute of Entrepreneurship / Cane and Bamboo Technology Centre / Tezpur University/ North Eastern Handicrafts and Handlooms Development Corporation Ltd./ Assam Agricultural University/ Scientific Book Centre/ Indian Institute of Technology, Guwahati/ Assam University, Silchar/ Gauhati University/ Hitesh Chandra Sarmah/ Assam Hockey/ Assam Tourism Development Corporation Ltd./ Bodoland Regional Apex Weavers and Artisans Cooperative Federation Ltd.,Kokrajhar/ Jyoti Chitraban Film Studio Society/ Various Non-Government Organisations/ Central Institute of Plastics Engineering Technology (CIPET)/ Sujata Dutta / Directorate of Economic & Statistics, Assam/ Dr. Ranju Duarah/ Trend MMS/ Mising Takam Cultural Development Society/ Hima Das / Assam University, Diphu Campus	75,46.25	57,03.98	42,32.56

**APPENDIX - VI**  
**DIRECT TRANSFER OF CENTRAL SCHEME FUNDS TO IMPLEMENTING AGENCIES IN THE STATE**  
**(FUNDS ROUTED OUTSIDE STATE BUDGET)**  
**(UNAUDITED FIGURES)**

Sl. No.	GOI Scheme Name	Implementing Agencies	(In lakh of ₹)		
			2020-2021	2019-2020	2018-2019
		/ North Eastern Regional Agricultural Marketing Corporation Ltd./ Senior Engineers' Forum- Guwahati/ Deputy Commissioner Darrang, Dhubri, Hailakandi, Barpeta, Goalpara, Assam/ Aspirational District Programme Udalguri, DRDA Udalguri/ Rangachahi College/ Nodal Officer, Aspirational District Program (ADP), Baksa/ Guwahati Tea Auction Centre/ National Institute of Rural Development- NE Regional Centre/ Omeo Kumar Das Institute of Social Change and Development/ K. C. Das Commerce College/ Dibrugarh H.S Kanoi College/North Eastern Development Finance Corporation Ltd./ National Institute of Pharmaceutical Education & Research, Guwahati/ Cotton University/ Assam State Agricultural Marketing Board, Ulubari/ National Institute of Technology, Silchar/ Commissioner of Industries & Commerce, Assam/ Directorate Of Fisheries, Assam/ Dibrugarh University/ Gauhati Commerce College			
180	Science and Technology Institutional and Human Capacity Building-[1817]	Dibrugarh University/ Indian Institute of Technology, Guwahati/ Assam University, Silchar/ Gauhati University/ Tezpur University/ Institute of Advanced Study in Science and Technology/ North-East Institute	14,66.58	21,77.64	28,42.48

**APPENDIX - VI**  
**DIRECT TRANSFER OF CENTRAL SCHEME FUNDS TO IMPLEMENTING AGENCIES IN THE STATE**  
**(FUNDS ROUTED OUTSIDE STATE BUDGET)**  
**(UNAUDITED FIGURES)**

Sl. No.	GOI Scheme Name	Implementing Agencies	(In lakh of ₹)		
			2020-2021	2019-2020	2018-2019
		of Science & Technology (CSIR)/ Assam Agricultural University/ Indian Institute of Information Technology, Guwahati, Societies/ Cotton College/ National Institute of Technology, Silchar/ Assam Science Technology and Environment Council/ D.R. College/ Regional Medical Research Centre Northeast Region/ North Eastern Regional Institute of Water and Land Management/ Purvottar Development Society (NGOs)/ Darrang College/ Nowgong College/ Resources Centre for Sustainable Development (NGOs)/ North Lakhimpur College Autonomous/ Bodoland University/ Assam Science and Technology University, Kamrup, Guwahati			
181	Seismological and Geoscience (SAGE)	NGO/ North-East Institute of Science & Technology (CSIR)/ Tezpur University/ Gauhati University	---	60.82	63.25
182	Setting up Indian Institutes of Information Technology in PPP mode	Indian Institute of Information Technology, Guwahati, Societies	---	33.00	11,42.00
183	Skill Development Initiatives (MoMA)	Uddipan (NGOs)/Infovalley Educational & Research Pvt. Ltd./Down Town Charity Trust/Various Non-Government Organisations	21,44.03	39.73	---
184	Skill Development Initiatives	Down Town Charity Trust/ Ajmal Foundation (NGOs)/ Adarsha Samaj Kalyan Samity (NGOs)/ Infovalley Educational & Research Pvt. Ltd./ Ahsus Foundation-	---	4,13.76	6,63.34

**APPENDIX - VI**  
**DIRECT TRANSFER OF CENTRAL SCHEME FUNDS TO IMPLEMENTING AGENCIES IN THE STATE**  
**(FUNDS ROUTED OUTSIDE STATE BUDGET)**  
**(UNAUDITED FIGURES)**

Sl. No.	GOI Scheme Name	Implementing Agencies	(In lakh of ₹)		
			2020-2021	2019-2020	2018-2019
		(NGOs)/ Gurukul Gyan Learnings Private Limited/ The Social Foundation (NGOs)			
185	Social Security for Plantation Workers in Assam	Assam Tea Employees Provident Fund Organization	27,37.74	19,04.32	22,00.00
186	Solar Power-Grid Interactive	Assam Energy Development Agency/ Assam State Electricity Board	---	17,32.50	---
187	Solar Power-Off Grid	Assam Energy Development Agency	---	15,74.57	---
188	Space Science Promotion	Tezpur University/ Indian Institute of Technology, Guwahati/ Dibrugarh University/ Gauhati University/ Assam Agricultural University	4.46	82.78	47.78
189	Startup India	Assam Industrial Infrastructure Development Corporation	---	6.00	---
190	Strengthening of Existing Branches and Establishment of 27 Branches of NCDC	Gauhati Medical College Hospital	---	1,02.04	7.60
191	Sub - Mission on Agriculture Extension	Assam Agricultural University	2,68.12	3,09.79	4,03.96
192	Sub- Mission on Seed and Planting Material	Assam State Seed Certification Agency/ Assam Seeds Corporation Limited	15,44.65	1,98.90	12,86.43
193	Support for Statistical Strengthening	Directorate of Economic & Statistics, Assam	---	---	6,32.00
194	Support to Indian Institute of Technology (0920)	Indian Institute of Technology, Guwahati	3,60,97.26	4,19,01.00	3,59,87.00

**APPENDIX - VI**  
**DIRECT TRANSFER OF CENTRAL SCHEME FUNDS TO IMPLEMENTING AGENCIES IN THE STATE**  
**(FUNDS ROUTED OUTSIDE STATE BUDGET)**  
**(UNAUDITED FIGURES)**

Sl. No.	GOI Scheme Name	Implementing Agencies	(In lakh of ₹)		
			2020-2021	2019-2020	2018-2019
195	Support to National Institutes of Technology (NITs) and IIST	National Institute of Technology, Silchar	84,63.11	1,03,74.00	88,04.20
196	Tertiary Care Programs	Dr. B. Borooah Cancer Institute	82.01	79.73	80.19
197	Top Class Education Scheme for SC	Indian Institute of Technology, Guwahati/ National Institute of Technology, Silchar/ Indian Institute of Information Technology, Guwahati, Societies/ Institute of Hotel Management, Catering Technology & Applied Nutrition	78.04	0.97	14.18
198	Trade Infrastructure for Export Schemes	Assam Livestock and Poultry Corporation Limited/ National Institute of Pharmaceutical Education & Research, Guwahati	5,68.75	5,77.25	---
199	Training and Research in Frontier Areas	Tezpur University/ Indian Institute of Technology, Guwahati	65.00	---	---
200	Training Schemes- PPG&P	Assam Administrative Staff College	15.87	40.68	49.81
201	Transport/Freight Subsidy Scheme	North Eastern Development Finance Corporation Ltd.	3,45,31.60	3,14,99.69	8,37,57.95
202	Tribal Festival, Research, Information and Mass Education	Girijananda Chowdhury Institute of Management and Technology/ National Institute of Pharmaceutical Education & Research, Guwahati	12.00	---	20.00
203	Universal Services Obligation Fund (USOF)	Chief General Manager/ Bharti Airtel	---	1,70,36.95	6,25.25
204	Upgrading the skills and Training in Traditional Arts / Crafts for Development (USTTAD) CS	Various Non-Government Organisations	1,83.43	1,87.74	1,64.08



---



---

**APPENDIX - VI**  
**DIRECT TRANSFER OF CENTRAL SCHEME FUNDS TO IMPLEMENTING AGENCIES IN THE STATE**  
**(FUNDS ROUTED OUTSIDE STATE BUDGET)**  
**(UNAUDITED FIGURES)**

---



---

(In lakh of ₹)

Sl. No.	GOI Scheme Name	Implementing Agencies	GOI Releases		
			2020-2021	2019-2020	2018-2019
205	Welfare Grant And Miscellaneous-Police	DDO 110 BN BSF/Nripen Chandra Boro/ Mintu Saikia/Smt Kanak Lata Saikia/Smt Ambika Das	84.00	---	---
206	Welfare Grant and Miscellaneous	Barnali Ray/ Junu Borah/ Gangamaya Chetry/ Dipa Borah/ Smt Rupama Nath	---	95.00	50.00
207	Welfare Grant, Aircraft/Riverboat and Misc. items	Rina Mili Pagag/ Janani Deori/ Anita Bala Ray/ Swapna Das	---	---	25.00
208	Women's Helpline	Department of Social Welfare, Assam	64.28	61.97	16.12
209	Working Women Hostel	Eight Brothers Social Welfare Society (NGOs)/ Sajei Ganakalyan Unnayan Samity (NGOs)	2.93	---	3.74
	<b>Total</b>		<b>77,33,53.72</b>	<b>59,46,74.81</b>	<b>45,34,21.50</b>

# Source: Public Finance Management System-PFMS, Office of the Controller General of Accounts, Ministry of Finance.

---

**APPENDIX – VII**  
**ACCEPTANCE AND RECONCILIATION OF BALANCES (AS DEPICTED IN STATEMENT NO. 18)**  
**Annexure ‘A’**

---

**Instances where verification and acceptance of balances involving large amounts have been delayed in respect of loans the detailed accounts of which are kept by Principal Accountant General (A&E) as given below :**

Head of Accounts	Number of Acceptances awaited	Year from which acceptances are awaited	Amount outstanding on 31 March 2021  (In lakh of ₹)
6215 - Loans for Water Supply and Sanitation	55	1987-1988	7,40.44
6216 - Loans for Housing	12	2012-2013	5,72.00
6217 - Loans for Urban Development	244	1995-1996	86,05.86
6225 - Loans for Welfare of Scheduled Castes, Scheduled Tribes and Other Backward Classes	72	1987-1988	9,61.08
6401 - Loans for Crop Husbandry	20	1989-1990	10,16.75
6403 - Loans for Animal Husbandry	21	1993-1994	25.00
6404 - Loans for Dairy Development	36	1999-2000	7,18.83
6408 - Loans for Food Storage and Warehousing	11	1989-1990	2,96.67
6416 - Loans for Agricultural Financial Institutions	06	1989-1990	1,67.33
6425 - Loans for Co-operation	82	2000-2001	25,73.57
6552 - Loans for North Eastern Areas	02	1978-1979	7.50
6801 - Loans for Power Projects	23	2011-2012	13,71,31.55
6860 - Loans for Consumer Industries	129	1989-1990	18,21.90
6885 - Other Loans to Industries and Minerals	13	1974-1975	5,49.01
7465 - Loans for General Financial and Trading Institutions	08	2012-2013	69,84.98

---



---

**APPENDIX – VII**  
**ACCEPTANCE AND RECONCILIATION OF BALANCES (AS DEPICTED IN STATEMENT NO. 21)**  
**Annexure ‘B’**

---



---

**Particulars of details/information awaited from Department/Treasury Officers in connection with reconciliation of balances**

(In lakh of ₹)

Head of Account		From whom information is awaited	Year to which the difference relates	Amount of differences	Particulars wanting
8443 - Civil Deposits					
110	Deposits of Police Funds	Sixty Nine Treasury Officers	2020-2021	12.07	Plus & Minus Memorandum
112	Deposit for purchase <i>etc.</i> in India	-Do-	-Do-	7.03	-Do-
116	Deposits under various Central and State Acts	-Do-	-Do-	3,04.89	-Do-

## APPENDIX - VIII

## (i) - FINANCIAL RESULTS OF IRRIGATION SCHEMES

Sl No.	Name of Project	Capital Outlay during the year			Capital Outlay to the end of the year			Revenue Receipts during the year			Revenue forgone or remission of revenue during the year	Total revenue during the year	Working expenses and maintenance charges during the year			Net revenue excluding interest			Net Profit or loss after meeting interest	
		Direct	Indirect	Total	Direct	Indirect	Total	Direct Revenue	Indirect Receipts	Total			Direct	Indirect	Total	Surplus of Revenue over expenditure or expenditure over revenue	Rate percent on Capital Outlay to the end of the year	Interest on Capital Outlay	Surplus of revenue over expenditure or excess of expenditure over revenue	Rate percent on Capital outlay to the end of the year
A.	Irrigation Works -																			(In lakh of ₹)
	Productive -																			
	(Details by Project / Schemes)																			
	Total - Productive																			
	Unproductive -																			
	(Details by Project / Schemes)																			
	Total – A																			Nil *
B.	Navigation, Embankment and Drainage Works																			
	(Details by Project / Schemes)																			
	Total – B																			
	Grand Total																			

\* No Irrigation Schemes have been declared as commercial in this state.

## APPENDIX - VIII

## (ii) – FINANCIAL RESULTS OF ELECTRICITY SCHEMES

Sl. No.	Name of Projects	Direct Capital Outlay		Gross Revenue during	Working Expenses		Net Revenue excluding interest		Interest on Capital Outlay	Net profit or loss after meeting interest	
		During	To end of		Depreciation Direct working expenses	Total working expenses	Surplus of revenue over expenditure, (+) or excess of expenditure over revenue (-)	Rate percent on capital to end of the year		Surplus of revenue over expenditure, (+) or excess of expenditure over revenue (-)	Rate percent on capital outlay to end of the year

(In lakh of ₹)

Nil \*

\* No Electricity Schemes have been declared as commercial in this state.

### Appendix-IX

#### COMMITMENTS OF THE GOVERNMENT - LIST OF INCOMPLETE CAPITAL WORKS AS ON 31 MARCH 2021 PUBLIC WORKS DEPARTMENT

(In Lakh of ₹)

Sl. No.	Name of Project / Works	Estimated Cost	Date of Sanction	Year of commencement	Target Year of completion	Physical Progress (in %)	Expenditure during the year	Progressive Expenditure to the end of the year	Pending payments	Revised cost if any/date of revision
1.	Reconstruction Work to Damaged Road from Chitalmari Bazar of Dakhin Sngri G.P. via Borati to PGR Borbhogia Road including approaches of RCC bridge No.1/2 7 RCC Br. No.11/1 under SOPD (FDR) for the year 2019-20 in Sonitpur Rural Road Division, Biswanath Chariali.	157.82	15.11.2019	18.05.2020	2021	50	Nil	Nil	78.91	NA
2.	Reconstruction of Moharicamp to Sopaksiju road (From Ch.2000.00m to Ch.2030.00m, Ch.2500.00m to Ch. 500.00m, Ch.7800.00m to Ch. 900.00m under SOPD for the year 2019-20	106.59	09.11.2019	24.02.2020	2021	90	53.69	NA	42.24	NA
3.	Reconstruction of Kowpatani to Nalbari road (From Ch.5850.00m to Ch. 5950.00m, Ch.9400.00m to 9500.00m, Ch.10000.00m to Ch. 1200.00m including reconstruction of RCC Cul No.11/1, PMGSY package No.AS-04-41) under SOPD for the year 2019-20	254.12	09.11.2019	05.06.2020	2021	80	141.54	NA	61.75	NA
4.	Construction of RCC Bridge No.7/1 over River Dikrong on NH-15 on Road from Laluk Bihpuria town via Mencha Dongibil under ASOM MALA for the year 2018-19	3302.27	30.01.2019	2019	2021	20	645.33	645.33	2656.94	NA
5.	Reconstruction of of NH-52 to Chumoni Road under FDR (SOPD) for the year 2019-20	100.47	2019-20	11.03.2020	2021	80	32.17	NA	48.20	NA

### Appendix-IX

#### COMMITMENTS OF THE GOVERNMENT - LIST OF INCOMPLETE CAPITAL WORKS AS ON 31 MARCH 2021 PUBLIC WORKS DEPARTMENT

(In Lakh of ₹)

Sl. No.	Name of Project / Works	Estimated Cost	Date of Sanction	Year of commencement	Target Year of completion	Physical Progress (in %)	Expenditure during the year	Progressive Expenditure to the end of the year	Pending payments	Revised cost if any/date of revision
6.	Improvement of road from North Lakhimpur Dholaghat-Ghunasuti-Dhak-uakhana Matmara under CRF for 2017-18 (Job No. CRF/AS/2017-18/1 63)	4885.37	29.09.2017	27.04.2018	17.01.2020	80	1946.39	2143.39	2741.98	NA
7.	Reconstruction of Sonari Chapori Gaon to No.-2 Borkhamukh via Sapekhati Charikuria Road under SOPD-FDR for the year 2019-20 (Reconstruction of Mahdhowa Siga ) under Lakhimpur State Road Division.	119.31	15.11.2019	03.03.2020	2021	95	53.25	NA	60.09	NA
8.	Construction of low cost RCC Br. over river Morachwlkhowa SPT Br No. 1/1 (L=150.00m) on Central school to Azad Nagar Road under SOPD-FDR for the year 2019-20	470.00	24.11.2019	19.03.2020	2021	40	67.70	NA	120.30	NA
9.	Reconstruction of Satrakanara to Milijuli Road (Construction of RCC Br. No 6/2 in breach portion including subway SPT bridge and repairing of roads)under SOPD-FDR for the year 2019-20	245.33	09.11.2019	17.03.2020	2021	Nil	Nil	NA	Nil	NA
10.	Construction of flood damaged to Baghbar to Morabhaj Road (Construction of RCC Br. No 1/1 including subway timber bridge and repairing of roads ) under SOPD-FDR for the year 2019-20	282.87	09.11.2019	17.02.2020	2021	Nil	Nil	NA	Nil	NA

### Appendix-IX

#### COMMITMENTS OF THE GOVERNMENT - LIST OF INCOMPLETE CAPITAL WORKS AS ON 31 MARCH 2021 PUBLIC WORKS DEPARTMENT

(In Lakh of ₹)

Sl. No.	Name of Project / Works	Estimated Cost	Date of Sanction	Year of commencement	Target Year of completion	Physical Progress (in %)	Expenditure during the year	Progressive Expenditure to the end of the year	Pending payments	Revised cost if any/date of revision
11.	Construction of two lane Railway Over Bridge in replacement of Railway Gate No. SK-21 at Nalbari Dhamdhama road under CRF (Job No. CRF/AS/2016-17/27	4937.08	03.01.2017	25.01.2019	25.07.2020	23	2859.34	2859.34	1793.75	NA
12.	Improvement and construction of (i) Old NH(Golokganj Bazar) to NH-31(Glokganj Chanali) (G.K.Road) (0.00M to 4100.00 M) and (ii) Jinkara Kherbari Road (Ch. 0.00 M to Ch. 4500.00 M) including RCC Br. No. 4/3 under CRF for 2017-18 (Job No. CRF/AS/2017-18/162)	2014.00	19.05.2017	14.02.2018	06.11.2019	94	1248.97	1326.97	627.14	NA
13.	Reconstruction of flood damages of Kismat Hasdaha Silghari Road to Tistarpar MV School Under SOPD (FDR) for the year 2019-20.	130.00	30.01.2020	12.02.2020	2021	70	54.82	NA	36.18	NA
14.	Reconstruction of Flood Damaged of Khudimari to Gauripur Bashbari Road (From Ch.00.00 m to 3500.00 m) (Package No-AS-05-51) Under SOPD (FDR) for the year 2019-20.	111.90	09.11.2019	18.03.2020	2021	86	42.26	NA	53.97	NA
15.	Reconstruction of flood damaged road Fakirgram Sapatgram road under SOPD (FDR) for the year 2019-20.	151.78	09.11.2019	09.11.2019	2021	12	Nil	NA	18.21	NA



### Appendix-IX

#### COMMITMENTS OF THE GOVERNMENT - LIST OF INCOMPLETE CAPITAL WORKS AS ON 31 MARCH 2021 PUBLIC WORKS DEPARTMENT

(In Lakh of ₹)

Sl. No.	Name of Project / Works	Estimated Cost	Date of Sanction	Year of commencement	Target Year of completion	Physical Progress (in %)	Expenditure during the year	Progressive Expenditure to the end of the year	Pending payments	Revised cost if any/date of revision
16.	Reconstruction of flood damaged road for NH-31 at Chapar Cinema hall to Falimari road under SOPD (FDR) for the year 2019-20.	193.99	16.11.2019	12.06.2020	2021	40	NA	NA	77.60	NA
17.	Reconstruction of flood damaged road for Bilasipara to Fakiragram road (Bridge approach of RCC Br. No 9/4) under SOPD (FDR) for the year 2019 - 20.	198.15	16.11.2020	24.07.2020	2021	95	83.43	NA	104.82	NA
18.	Construction of RCC Bridge No. 1/1 at ch. 3120.00 m on Udmari Salkocha Road under SOPD (FDR) for the year 2019-20.	199.40	09.11.2019	14.02.2020	2021	90	83.21	NA	96.25	NA
19.	Improvement of Road from Govali to Bhakatgaon (SH-3) (From Ch. 22.00 km to 50.86 km) under Asom Mala for the year 2019-20 (CE/EAP/AM/SF/1)	7025.85	02.10.2020	2019	2021	72	4022.26	5073.59	1952.26	NA
20.	Reconstruction of Diprang Buraburi Road (from ch.0.00m to ch.4800.00m) under SOPD-FDR for the year 2019-20	156.93	09.11.2019	20.03.2020	2021	60	Nil	NA	94.16	NA
21.	Reconstruction of Nagaon Bhuragaon Road (from ch.45.00km to h 48.00km) under SOPD-FDR for the year 2019-20	283.46	09.11.2019	23.07.2020	2021	65	57.20	NA	127.05	NA

### Appendix-IX

#### COMMITMENTS OF THE GOVERNMENT - LIST OF INCOMPLETE CAPITAL WORKS AS ON 31 MARCH 2021 PUBLIC WORKS DEPARTMENT

(In Lakh of ₹)

Sl. No.	Name of Project / Works	Estimated Cost	Date of Sanction	Year of commencement	Target Year of completion	Physical Progress (in %)	Expenditure during the year	Progressive Expenditure to the end of the year	Pending payments	Revised cost if any/date of revision
22.	Reconstruction of Tengaguri to Phalihamari road under SOPD-FDR for the year 2019-20	134.94	09.11.2019	20.02.2020	2021	80	Nil	NA	107.95	NA
23.	Construction of flood damage on road NH-37 to Latabari via Ahomgaon(Constrn. Of RCC Br.No.2/1, L=15.00m with approaches)	144.22	09.11.2019	24.02.2020	2021	90	Nil	NA	129.80	NA
24.	Construction to flood damage of Khampakhola to Mekenji Rd. (RCC Br. No.1/1)under SOPD (SDRF)/Revenue in Udalguri (R&B) Division for the year 2019-20	160.26	16.11.2019	06.03.2020	2021	27	Nil	NA	43.27	NA
25.	Construction of R.C.C. Bridge on Ghoramara to Jartaluk Road under SOPD (G) for the year 2019-20	214.70	09.11.2019	12.03.2020	2021	65	Nil	214.70	139.56	Nil
26.	Reconstruction of flood damage under SOPD(FDR) for the year 2019-20 (Construction of RCC bridge in Place of damaged low cost Bridge No 4/1 on Jirighat- Bahadurpur Road)	342.48	09.11.2019	04.06.2020	2021	87	Nil	NA	297.96	NA
27.	Reconstruction of flood damage under SOPD(FDR) for the year 2019-20 (Reconstruction of Breech at Rajartilla on Katigorah Harinagar Road from Ch.7238.00M to Ch.7493.00M) L=255.00m	281.07	09.11.2019	29.07.2020	2021	40	Nil	NA	112.43	NA

### Appendix-IX

#### COMMITMENTS OF THE GOVERNMENT - LIST OF INCOMPLETE CAPITAL WORKS AS ON 31 MARCH 2021 PUBLIC WORKS DEPARTMENT

(In Lakh of ₹)

Sl. No.	Name of Project / Works	Estimated Cost	Date of Sanction	Year of commencement	Target Year of completion	Physical Progress (in %)	Expenditure during the year	Progressive Expenditure to the end of the year	Pending payments	Revised cost if any/date of revision
28.	Reconstruction work at different stretches of PGHJ Road at 74th Km to 120th Km (length=47.00 Km) under SOPD-FDR for the year 2019-20	200.00	09.11.2019	16.06.2020	2021	80	Nil	NA	160.00	NA
29.	Reconstruction of lower Haflong Road under SOPD-FDR for the year 2019-20	110.00	09.11.2019	07.03.2020	2021	80	45.53	NA	42.47	NA
30.	Reconstruction work at DPLH Road under SOPD-FDR for the year 2019-20	150.00	08.11.2020	28.02.2020	2021	75	57.07	NA	55.43	NA
31.	4059-01-101-0121-167-13-99-SOPD-G-V_GA (Swahid Smarak Khetra at Pachim Boragaon, Guwahati, Kamrup (M), Assam)-13-99-SOPD-G	4750.00	02.10.2020	2020	2021	7	77.66	77.66	4672.34	NA
32.	4059-C.O. on -PW-01-101-0121-222- (Construction of Swargadeo Chaolung Siu-Ka-Pha Samannaya Kshetra at Mohbandha, Jorhat.)	6408.07	24.02.2014	2013	2021	90	226.81	4869.88	1538.19	NA
33.	2 laning from Kanubari to start of Bogibeel bridge approaches of NH-52B(Extn) in Assam(job No.052/Ar.Pkg/2010-11/023)	26808	10.11.2010	20.02.2011	04.02.2014	93.19	5817.08	32148.89	Nil	39072.97 Dt. 17-12-2020

### Appendix-IX

#### COMMITMENTS OF THE GOVERNMENT - LIST OF INCOMPLETE CAPITAL WORKS AS ON 31 MARCH 2021 PUBLIC WORKS DEPARTMENT

(In Lakh of ₹)

Sl. No.	Name of Project / Works	Estimated Cost	Date of Sanction	Year of commencement	Target Year of completion	Physical Progress (in %)	Expenditure during the year	Progressive Expenditure to the end of the year	Pending payments	Revised cost if any/date of revision
34.	Construction of Public Auditorium at Dhakuakhana under CM's special package.	275.00	30.01.2015	2015	2021	83	47.00	165.22	109.78	NA
35.	Construction of new 2- lane road with paved shoulders of Dhaleshwari Bypass from km. 0.00 - 3.500 of NH-154.(job No. SARDP-NE/NH-154/PWD/AS/2011-12/187)	5315.00	13.07.2011	15.10.2011	2021	92	18.34	66.42		7922.00 dt. 12.03.2014
36.	Improvement and strengthening of Kamalpur Morowa Road (From Ch.14605.00M to Ch.25225.00M) including construction of culvert and RCC Bridges under CRF for 2016-17(Job No. CRF/AS/2016-17/133)	2695.95	03.01.2017	15.06.2017	14.06.2019	70	712.24	1129.22	1425.58	NA
37.	Reconstruction of flood damaged Pub Kalakuchi to Dehar Kalakuchi Via Mokaldoba Road for the year 2019-20 under SOPD -FDR	181.87	2019-20	17.02.2020	2021	80	84.50	NA	60.99	NA
38.	Improvement & Widening of Ghograpar Damodardham Bijulighat Road (Package No. Assam Mala/Nalbari/01)	7141.50	05.02.2019	2019	2021	64	4539.01	4539.01	2602.49	NA

### Appendix-IX

#### COMMITMENTS OF THE GOVERNMENT - LIST OF INCOMPLETE CAPITAL WORKS AS ON 31 MARCH 2021 PUBLIC WORKS DEPARTMENT

(In Lakh of ₹)

Sl. No.	Name of Project / Works	Estimated Cost	Date of Sanction	Year of commencement	Target Year of completion	Physical Progress (in %)	Expenditure during the year	Progressive Expenditure to the end of the year	Pending payments	Revised cost if any/date of revision
39.	Construction of Road from Sandha Chowk at NH-31 to Borkura Chowk at NH-31 Via HN Mandir ( Rass Puja Holi), Jain Mandir, DC Office etc., including 2 nos of Rcc Bridges in Nalbari Town CRF for the year 2016-17( Job No. CRF/AS/2016-17/134	3271.05	03.01.2017	27.07.2017	26.07.2019	87	1692.37	1852.37	1230.65	NA
40.	Construction of Road from Bamunbari to Grab TE tiniali via Agunbari (Moran Sologun Extension) Dibrugarh RR Division under CRF for the year 2016-17( length=12.72 km)( Job No. CRF/AS/2016-17/128)( Gr-ii(Chainage 10000.00m to 22720.00m)	1891.62	03.01.2017	23.08.2017	15.05.2019	90	1175.51	1254.09	637.53	NA
41.	Strengthening and widening of Road from NH-37 to AMCH and Jalan Bus Tarminus to Amala patti including construction of road side RCC Drain cum foot path Job No. CRF/AS/2016-17/130	4744.80	03.01.2017	05.07.2017	27.03.2019	87	1990.22	2440.85	2055.65	NA
42.	Up-gradation of Garmur Jengrai road to double lane [Ch. 11750m to Ch. 31830m] under Asom Mala for the year 2018-19 in Majuli district. [Package No. CE/Maint/SOPD/18-19/Majuli-05]	7120.00	30.01.2019	2019	2021	23	1629.57	1629.57	5490.43	NA

### Appendix-IX

#### COMMITMENTS OF THE GOVERNMENT - LIST OF INCOMPLETE CAPITAL WORKS AS ON 31 MARCH 2021 PUBLIC WORKS DEPARTMENT

(In Lakh of ₹)

Sl. No.	Name of Project / Works	Estimated Cost	Date of Sanction	Year of commencement	Target Year of completion	Physical Progress (in %)	Expenditure during the year	Progressive Expenditure to the end of the year	Pending payments	Revised cost if any/date of revision
43.	Reconstruction of Flood Damaged work to Dhapok Gaon Road under SOPD-FDR for 2019-20 in 99-Majuli LAC in Majuli District. ( from ch. 0.00 m to ch. 2300.00 m)	100.63	16.11.2020	28.02.2020	2021	49	45.39	NA	3.92	NA
44.	Upgradation of Jengrai-Haldhibari Road under CRF for 2016-17 (Ch. 31.660 KM to 47.860 KM) (Job No. CRF/AS/2016-17/139)	3930.30	03.01.2017	30.06.2017	30.06.2019	99	2081.12	3828.12	55.77	NA
45.	Construction of RCC Br. No. 7/1 on Hajo Ramdia to Halogaon Road at Khetri Hardia under CRF for 2016-17 (Job No. CRF/AS/2016-17/147)	435.00	15.02.2017	31.08.2017	01.03.2019	98	393.92	393.92	18.32	NA
46.	Improvement and Widening up to 4-lanning of Singimari Sualkuchi Road including construction of CD, RCC drain cum Footpath etc. for the year 2018-19. (Package No. Asom Mala/Jalukbari/01)	9065.95	30.01.2019	2019	2020	45	4086.81	4086.81	4979.14	NA
47.	Construction of Makum Ali Road(Tingrai Bazar to Honchora Chariali) under CRF for 2016-17 (Job No. CRF/AS/2016-17/159)	2275.35	18.03.2017	02.11.2017	02.08.2019	75	528.05	623.55	1545.41	NA

### Appendix-IX

#### COMMITMENTS OF THE GOVERNMENT - LIST OF INCOMPLETE CAPITAL WORKS AS ON 31 MARCH 2021 PUBLIC WORKS DEPARTMENT

(In Lakh of ₹)

Sl. No.	Name of Project / Works	Estimated Cost	Date of Sanction	Year of commencement	Target Year of completion	Physical Progress (in %)	Expenditure during the year	Progressive Expenditure to the end of the year	Pending payments	Revised cost if any/date of revision
48.	Construction of Bozatoni Road under Tinsukia State Road Division under CRF for 2016-17 (Job No. CRF/AS/2016-17/160)	1603.55	18.03.2017	05.11.2017	05.08.2019	85	669.14	834.85	728.62	NA
49.	Improvement and upgradation of Balaiphukhuri Tiniali to Rangapara via Bindukun Road under CRF for 2018-19 (Job No. CRF/AS/18-19/165)	4951.00	24.01.2019	23.03.2019	13.09.2020	63	2624.42	2649.92	1638.48	NA
50.	Construction of proposed North Lakhimpur Bypass from existing km. 338.924 to 349.213 (Job No.-052-AS-2011-12-099 )	12724.00	09.05.11	29.09.2012	28.09.2015	84.85	271.16	7047.98	Nil	NA
51.	Construction of longitudinal drains at stretches from km 134/00 to km146/300 on NH-37, (L=9.422Km) painting of Flyover and provision of road safety appurtenances near the Flyover at km135 on NH-37 under Guwahati NH Division in the State of Assam. (Job No.037/AS/2015-16/145)	3174.84	23.03.2016	14.11.2016	14.05.2018	50.04	Nil	1181.81	51.12	NA

Source: The list has been compiled on the basis of information furnished by the Department.

NA= Not Available

\*Each works costing ₹ one crore and above.

**Appendix-IX**  
**COMMITMENTS OF THE GOVERNMENT -LIST OF INCOMPLETE CAPITAL WORKS AS ON 31 MARCH 2021**  
**IRRIGATION DEPARTMENT**

(In Lakh of ₹)

Sl. No.	Name of Project / Works	Estimated Cost	Date of Sanction	Date of commencement	Target Date of completion	Physical Progress (in %)	Expenditure during the year	Progressive Expenditure to the end of the year	Pending payments	Revised cost if any/date of revision
1.	Panbari FIS under AIBP for the year 2012-13	1000.00	29.07.2015	2015	2020	70	Nil	486.69	59.24	NA
2.	Botahkucki High Head I/S under AIBP for the year 2012-13	1271.97	28.05.2014	2014	2019	80	Nil	395.27	397.38	NA
3.	Pacharia ELIS under AIBP for the year 2012-13	432.66	23.05.2014	2015	2019	45	Nil	119.34	23.94	NA
4.	Pakorkona ELIS under AIBP for the year 2012-13	394.00	26.09.2014	2015	2019	61	Nil	156.27	20.47	NA
5.	Gandhmow (Shreehati) ELIS(2 points) under AIBP for the year 2012-13	626.52	09.02.2014	2015	2019	54	30.00	267.00	168.00	NA
6.	Saraighat (Altra) ELIS (2 points) under AIBP for the year 2012-13	365.56	09.01.2015	2016	2019	55	Nil	40.00	33.38	NA
7.	Madankuri ELIS(2 points)) under AIBP for the year 2012-13	395.49	26.08.2015	2016	2019	61	Nil	80.00	85.08	NA
8.	Islampur ELIS under AIBP for the year 2014-15	406.39	07.03.2015	2016	2019	61	Nil	152.17	8.94	NA
9.	Mantakata FIS (Ph-II) under AIBP for the year 2012-13	934.26	24.08.2013	2014	2019	67	Nil	292.76	88.32	NA
10.	Bangaltola Majarkuri FIS(Ph-II) under AIBP for the year 2012-13	495.00	03.12.2010	2013	2016	92	Nil	398.27	78.64	NA



**Appendix-IX**  
**COMMITMENTS OF THE GOVERNMENT -LIST OF INCOMPLETE CAPITAL WORKS AS ON 31 MARCH 2021**  
**IRRIGATION DEPARTMENT**

(In Lakh of ₹)

Sl. No.	Name of Project / Works	Estimated Cost	Date of Sanction	Date of commencement	Target Date of completion	Physical Progress (in %)	Expenditure during the year	Progressive Expenditure to the end of the year	Pending payments	Revised cost if any/date of revision
11.	Kumarpith Gulipathar FIS under AIBP for the year 2012-13	2935.51	09.02.2014	2015	2020	55	Nil	1515.36	Nil	NA
12.	Chandra FIS under AIBP for the year 2012-13	2965.36	09.02.2014	2015	2020	70	300.00	1035.53	1033.83	NA
13.	Installation of Tube Well Scheme under PMKSY-HKKP-Access to Ground Water under Jalukbari LAC (125 Points = 66 Electrical, 59 Solar)	639.49	29.08.2019	2019	2021	83	95.27	507.73	Nil	NA
14.	Installation of Tube Well Scheme under PMKSY-HKKP-Access to Ground Water under Dispur LAC (99 Points = 51 Electrical, 48 Solar)	508.75	29.08.2019	2019	2021	82	298.94	405.13	Nil	NA
15.	Construction of Kachkuri Pathar LIS under AIBP for the year 2009-10	150.00	29.11.2010	2012	2021	98	39.81	131.79	8.77	NA
16.	Installation of Tube Well Scheme under PMKSY – HKKP - Access to Ground Water at Boko LAC (50 Nos.), Chaygaon LAC ( 50Nos.) and Palashbari LAC(35 Nos.) under Guwahati West Division (Irrigation for the year 2019-20)	725.12	08.05.2019	2019	2021	78	171.70	457.97	267.16	NA

**Appendix-IX**  
**COMMITMENTS OF THE GOVERNMENT -LIST OF INCOMPLETE CAPITAL WORKS AS ON 31 MARCH 2021**  
**IRRIGATION DEPARTMENT**

(In Lakh of ₹)

Sl. No.	Name of Project / Works	Estimated Cost	Date of Sanction	Date of commencement	Target Date of completion	Physical Progress (in %)	Expenditure during the year	Progressive Expenditure to the end of the year	Pending payments	Revised cost if any/date of revision
17.	MDTW in Dighalia (4 Points) under RIDF - XXV(NABARD) for the year 2019-20	120.00	13.05.2020	2020	2021	72	60.47	NA	59.53	Nil
18.	Solar powered MDTWS at Dibrugarh LAC (4 Points) at Changmai Gaon and Gohain Gaon under RIDF-XXVI (NABARD) for the year 2020-21	120.00	29.01.2021	2021	2021	5	Nil	NA	120.00	Nil
19.	LIS from river Geladesang in Mathaoni Area (2 Points) under RIDF-XXVI (NABARD) for the year 2020-21	100.00	29.01.2021	2021	2021	10	Nil	NA	100.00	Nil
20.	LIS from River Demow in Khowang area in 3 No. Burikhowang (Rowd Ghain Gaon) and Naharani Gaon (2 Points) under RIDF-XXVI (NABARD) for the year 2020-21	120.00	29.01.2021	2021	2021	5	Nil	NA	120.00	Nil
21.	LIS from River Digboi in Borbam village and Goriabam village in Tipling Fakial G.P.(2 Points) under RIDF-XXVI (NABARD) for the year 2020-21	120.00	29.01.2021	2021	2021	12	Nil	NA	120.00	Nil
22.	DTW Scheme at Tingkhong LAC - Baghmora & Tipomia Gaon( 5 points) under SOPD for the year 2019-20	345.64	21.11.2019	2019	2021	30	15.06	NA	345.64	Nil

**Appendix-IX**  
**COMMITMENTS OF THE GOVERNMENT -LIST OF INCOMPLETE CAPITAL WORKS AS ON 31 MARCH 2021**  
**IRRIGATION DEPARTMENT**

(In Lakh of ₹)

Sl. No.	Name of Project / Works	Estimated Cost	Date of Sanction	Date of commencement	Target Date of completion	Physical Progress (in %)	Expenditure during the year	Progressive Expenditure to the end of the year	Pending payments	Revised cost if any/date of revision
23.	Dinjoy Gaon DTW Scheme ( 3 points) under SOPD for the year 2019-20	207.38	16.10.2020	2020	2021	25	Nil	NA	207.38	Nil
24.	DTW Scheme at Kheremia GP under Duliajan LAC (3 Points) under SOPD for the year 2019-20	207.58	30.01.2021	2021	2021	8	Nil	NA	207.58	Nil
25.	Solar powered DTW Irrigation Scheme at Halodhibari konwar Gaon area at Halodhibari GP (3 Points) under SOPD for the year 2020-21	127.74	29.01.2021	2021	2021	25	Nil	NA	127.74	Nil
26.	Solar powered DTW Irrigation Scheme at Chengalijan Gaon area at Tipam Fakial GP (3 Points) under SOPD for the year 2020-21	127.74	29.01.2021	2021	2021	10	Nil	NA	127.74	Nil
27.	DTWS Irrigation at Namphake (Phakial Gaon) in Phakial Mouza (3 Points) under Tribal Sub-Plan (TSP) for the year 2019-20	207.49	29.01.2020	2020	2021	25	Nil	NA	207.49	Nil
28.	MDTW I/S (4 Points) at Dibrugarh LAC, Moran LAC, Tingkhong LAC, Lahowal LAC under Schedule Caste Sub-Plan (SCSP) for the year 2019-20	120.00	03.06.2020	2020	2021	60	29.91	NA	120.00	Nil

**Appendix-IX**  
**COMMITMENTS OF THE GOVERNMENT -LIST OF INCOMPLETE CAPITAL WORKS AS ON 31 MARCH 2021**  
**IRRIGATION DEPARTMENT**

(In Lakh of ₹)

Sl. No.	Name of Project / Works	Estimated Cost	Date of Sanction	Date of commencement	Target Date of completion	Physical Progress (in %)	Expenditure during the year	Progressive Expenditure to the end of the year	Pending payments	Revised cost if any/date of revision
29.	Reconst. of Panbari FIS under SOPD, 2017-18	1850.00	23.03.2018	2018-19	2021	85	857.94	857.94	992.06	Nil
30.	Tezpur LAC (Solar) PMKSY-HKKP (Ph-I)	139.38	29.07.2019	2019-20	2021	61	71.57	71.57	67.81	Nil
31.	Dhekiajuli LAC (Solar)	284.82	29.07.2019	2019-20	2021	68	109.46	109.46	175.36	Nil
32.	Dhekiajuli LAC (Electrical)	226.42	29.07.2019	2019-20	2021	26	70.31	70.31	156.11	Nil
33.	Borsola LAC (Solar)	278.76	29.07.2019	2019-20	2021	85	68.38	68.38	210.38	Nil
34.	Borsola LAC (Electrical)	230.69	29.07.2019	2019-20	2021	8	69.44	69.44	161.25	Nil

Source : The list has been compiled on the basis of information furnished by the Directorate.

NA = Not Available

\*Each works costing ₹ one crore and above

**Appendix-IX**  
**COMMITMENTS OF THE GOVERNMENT - LIST OF INCOMPLETE CAPITAL WORKS AS ON 31 MARCH 2021**  
**P H E DEPARTMENT**

(In Lakh of ₹)

Sl. No.	Name of Project / Works	Estimated Cost	Date of Sanction	Date of commencement	Target Date of completion	Physical Progress (in %)	Expenditure during the year	Progressive Expenditure to the end of the year	Pending payments	Revised cost if any/date of revision
1.	Bangti	186.65	15.11.2013	2013	2021	80	28.52	28.71	157.94	NA
2.	Radhakuchi	124.53	15.11.2013	2013	2021	80	17.51	28.02	96.51	NA
3.	Bartari	104.00	09.01.2015	2015	2021	75	6.45	58.92	45.08	NA
4.	Gajia	107.55	15.11.2013	2013	2021	90	10.76	44.93	62.62	NA
5.	Bhalukabari Pathar PWSS	113.18	2018-19	2019	2021	80	105.71	105.71	7.47	NA
6.	Bilashipara Gaon PWSS	260.17	2019-20	2020	2021	95	254.63	254.63	5.54	NA
7.	Bilashipara Pt. PWSS	201.08	2019-20	2020	2021	95	199.61	199.61	1.47	NA
8.	Digirpam PWSS	153.64	2019-20	2020	2021	90	20.95	120.70	32.94	NA
9.	Doloigaon PWSS	103.45	2019-20	2020	2021	60	50.96	50.96	52.49	NA
10.	Greater Bongaon PWSS	150.52	2019-20	2020	2021	85	115.54	115.56	39.64	NA
11.	Greater Bar Barmakhata PWSS	226.75	2019-20	2020	2021	60	59.75	59.75	167.00	NA
12.	Greater Bhawanipur PWSS	303.43	2019-20	2020	2021	80	132.16	132.16	171.27	NA
13.	Greater Muguria PWSS	234.85	2019-20	2020	2021	45	45.30	45.30	189.55	NA
14.	Guagacha Pt. I PWSS	116.66	2019-20	2020	2021	85	93.99	93.99	22.67	NA

**Appendix-IX**  
**COMMITMENTS OF THE GOVERNMENT - LIST OF INCOMPLETE CAPITAL WORKS AS ON 31 MARCH 2021**  
**P H E DEPARTMENT**

(In Lakh of ₹)

Sl. No.	Name of Project / Works	Estimated Cost	Date of Sanction	Date of commencement	Target Date of completion	Physical Progress (in %)	Expenditure during the year	Progressive Expenditure to the end of the year	Pending payments	Revised cost if any/date of revision
15.	Hajipara Pt. PWSS	180.35	2019-20	2020	2021	60	48.45	48.45	131.90	NA
16.	Hatijana PWSS	495.00	2019-20	2020	2021	95	305.00	445.00	50.00	NA
17.	Helana PWSS	103.54	2019-20	2020	2021	45	26.42	26.42	77.12	NA
18.	Kaharagaon PWSS	121.48	2019-20	2020	2021	80	65.43	65.43	56.05	NA
19.	Keotpara PWSS	114.61	2019-20	2020	2021	75	57.29	57.29	57.32	NA
20.	Kukarpar PWSS	167.69	2019-20	2020	2021	80	8.64	81.36	86.33	NA
21.	Majgaon PWSS	180.89	2019-20	2020	2021	65	72.25	72.25	108.64	NA
22.	Mechpara Part PWSS	135.93	2019-20	2020	2021	50	56.19	56.19	79.75	NA
23.	Niz Sariha Choudhurypara PWSS	100.10	2019-20	2020	2021	55	18.13	18.13	81.97	NA
24.	Paka Betbaripam NC PWSS	181.25	2019-20	2020	2021	80	112.06	112.06	69.19	NA
25.	Pub Deurikuchi PWSS	110.00	2019-20	2020	2021	85	54.84	54.84	55.16	NA
26.	Pub Duttakuchi	149.28	2018-19	2019	2021	65	75.15	117.15	32.13	NA
27.	Purba Luasur New PWSS	127.60	2019-20	2020	2021	70	79.39	79.39	48.21	NA
28.	Bowalimari village PWSS	121.00	09.01.2015	2015	2018	98	45.61	50.27	70.73	NA

**Appendix-IX**  
**COMMITMENTS OF THE GOVERNMENT - LIST OF INCOMPLETE CAPITAL WORKS AS ON 31 MARCH 2021**  
**P H E DEPARTMENT**

(In Lakh of ₹)

Sl. No.	Name of Project / Works	Estimated Cost	Date of Sanction	Date of commencement	Target Date of completion	Physical Progress (in %)	Expenditure during the year	Progressive Expenditure to the end of the year	Pending payments	Revised cost if any/date of revision
29.	Chitkagaon PWSS	124.00	09.01.2015	2015	2018	98	41.23	47.61	76.39	NA
30.	Dhaknabari PWSS	122.00	09.01.2015	2015	2018	98	65.79	70.44	51.56	NA
31.	Poragaon PWSS	108.20	12.11.2013	2014	2017	90	14.17	84.03	24.17	NA
32.	Greater Algapur-Hailakandi Water Supply Project	10599.09	19.09.2015	2015	2021	80	3034.60	10556.77	Nil	14855.42 (Dt. 28/10/2020)
33.	Ahopa Bangnamari Pipe Water supply Scheme	611.50	2018-2019	2019	2021	72	119.21	119.21	492.29	NA
34.	Ahopa Tatapara Pipe Water Supply Scheme.	356.30	2018-2019	2019	2021	70	186.01	186.01	170.30	NA
35.	Amarawati Katigaon Pipe water Supply Scheme.	252.42	2018-2019	2019	2021	88	93.99	93.99	158.44	NA
36.	Amguri Pipe water Supply Scheme.	625.00	2018-2019	2019	2021	79	469.80	469.80	155.20	NA
37.	Bogamati Daoraijhar Deochanga PWSS	331.95	2018-2019	2019	2021	89	51.64	51.64	251.40	NA
38.	Bhogpur PWS	101.35	2008-2009	2009	2010	94	Nil	62.56	38.79	NA
39.	Borkuchiajhar and Sarukuchiajhar WSS	117.51	2014-2015	2015	2017	98	Nil	47.33	54.60	NA
40.	Chapatal PWSS	117.38	2016-2017	2017	2018	69	Nil	24.35	88.03	NA
41.	Chirakhundi WSS	121.21	2014-2015	2015	2016	98	Nil	76.13	37.99	NA

**Appendix-IX**  
**COMMITMENTS OF THE GOVERNMENT - LIST OF INCOMPLETE CAPITAL WORKS AS ON 31 MARCH 2021**  
**P H E DEPARTMENT**

(In Lakh of ₹)

Sl. No.	Name of Project / Works	Estimated Cost	Date of Sanction	Date of commencement	Target Date of completion	Physical Progress (in %)	Expenditure during the year	Progressive Expenditure to the end of the year	Pending payments	Revised cost if any/date of revision
42.	Devinagar PWSS	111.67	2008-2009	2009	2010	98	Nil	18.92	85.05	NA
43.	Govardhana PWSS	654.24	2018-2019	2019	2021	52	Nil	223.45	430.79	NA
44.	Goggapar PWSS	107.50	2016-2017	2017	2018	77	Nil	30.36	66.39	NA
45.	Naokata zone-II	191.02	2016-2017	2017	2018	98	180.41	180.41	10.61	NA
46.	Simlaban PWSS	113.34	2008-2009	2009	2010	98	Nil	55.08	51.76	NA

Source : The list has been compiled on the basis of information furnished by the Directorate.

NA = Not Available

\*Each works costing ₹ one crore and above.



**APPENDIX - X**  
**MAINTENANCE EXPENDITURE WITH SEGREGATION OF SALARY AND NON- SALARY PORTION**  
**(AS ON 31.3.2021)**

Grant No.	Name of the Grant	Head of Expenditure	Description	(In lakh of ₹)		
				Salary	Non-Salary	Total
	Head of State	2012-03- 103- 3004- 000- 17	Maintenance of Office	---	12.25	12.25
3	Administration of Justice	2014-00- 105- 0000- 000- 17	Maintenance	---	13,90.81	13,90.81
		2014-00- 108- 0000- 000- 17	Maintenance	---	8,05.62	8,05.62
		2014-00- 800- 0312- 000- 17	Maintenance	---	7.08	7.08
5	Sales Tax and Other Tax	2040-00- 001- 0000- 000- 17	Maintenance	---	2,67,78.20	2,67,78.20
		2040-00- 101- 0345- 000- 17	Maintenance	---	1,96.49	1,96.49
6	Land Revenue	2029-00- 001- 0140- 000- 17	Maintenance	---	2,19.25	2,19.25
		2029-00- 001- 0317- 000- 17	Maintenance	---	4.73	4.73
		2029-00- 102- 0319- 444- 17	Maintenance	---	1.48	1.48
9	Transport Services	2070-00- 114- 0531- 000- 01	Purchase and Maintenance of Transport	1,85.80	---	1,85.80
		2070-00- 114- 0531- 000- 03	Purchase and Maintenance of Transport	---	1.58	1.58
		2070-00- 114- 0531- 000- 04	Purchase and Maintenance of Transport	---	1.58	1.58
		3055-00- 001- 0175- 000- 17	Maintenance	---	5,00.79	5,00.79
		3055-00- 001- 1390- 000- 17	Maintenance	---	2,72.88	2,72.88
		3055-00- 001- 1390- 044- 04	Annual Maintenance Cost (AMC) for e-Transport Project	---	12.48	12.48
		3056-00- 800- 1396- 813- 17	Maintenance	---	47.69	47.69
		3056-00- 800- 1396- 902- 17	Maintenance	---	1,78.97	1,78.97
		3056-00- 800- 1396- 925- 17	Repairs & Maintenance	---	27.49	27.49
		3056-00- 800- 1396- 925- 19	Repairs & Maintenance	---	27.49	27.49
		3056-00- 800- 1396- 929- 17	Maintenance	---	1,44.57	1,44.57
		3056-00- 800- 1396- 936- 17	Maintenance	---	2.26	2.26
		3056-00- 800- 1400- 902- 17	Maintenance	---	10.41	10.41
		3056-00- 800- 1401- 000- 01	Maintenance of I.W. Central Workshop Guwahati, Dibrugarh & Silchar	3,54.93	---	3,54.93
		3056-00- 800- 1401- 000- 03	Maintenance of I.W. Central Workshop Guwahati, Dibrugarh & Silchar	---	1.56	1.56
		3056-00- 800- 1401- 000- 04	Maintenance of I.W. Central Workshop Guwahati, Dibrugarh & Silchar	---	1.56	1.56
10	Other Fiscal Services	2047-00- 800- 0349- 000- 17	Maintenance	---	3.11	3.11

**APPENDIX - X**  
**MAINTENANCE EXPENDITURE WITH SEGREGATION OF SALARY AND NON- SALARY PORTION**  
**(AS ON 31.3.2021)**

Grant No.	Name of the Grant	Head of Expenditure	Description	(In lakh of ₹)		
				Components of Expenditure		
				Salary	Non-Salary	Total
	Public Service Commission	2051-00- 102- 0000- 000- 17	Maintenance	---	5,20.53	5,20.53
11	Secretariat and Attached Offices	2052-00- 090- 0402- 000- 17	Maintenance	---	33,86.40	33,86.40
12	District Administration	2059-01- 053- 1616- 414- 32	Maintenance and Repairs	---	1,07,68.25	1,07,68.25
		2070-00- 114- 0532- 000- 04	Purchase and Maintenance of Transport	---	16.32	16.32
		2070-00- 114- 0532- 000- 05	Purchase and Maintenance of Transport	---	16.32	16.32
		2216-01- 106- 1881- 180- 17	Maintenance and Repairs (a) Ordinary Repairs	---	10,25.04	10,25.04
		2216-01- 106- 1881- 194- 17	Maintenance and Repairs (a) Ordinary Repairs	---	90.85	90.85
		2235-60- 200- 0930- 000- 17	Maintenance	---	71.03	71.03
		2235-60- 200- 0930- 411- 17	Asset Maintenance for War Memorial	---	16.66	16.66
		2235-60- 200- 0931- 000- 17	Maintenance	---	24.27	24.27
		2235-60- 200- 1916- 000- 17	Maintenance	---	5.51	5.51
13	Treasury and Accounts Administration	2054-00- 097- 0430- 000- 17	Maintenance	---	4,88.34	4,88.34
		2054-00- 098- 0432- 000- 17	Maintenance	---	1,00.27	1,00.27
14	Police	2055-00- 001- 0172- 000- 17	Maintenance	---	27,56.39	27,56.39
		2055-00- 001- 0433- 000- 17	Maintenance	---	1,88.49	1,88.49
		2055-00- 003- 0435- 000- 17	Maintenance	---	52.94	52.94
		2055-00- 003- 0437- 000- 17	Maintenance	---	27.50	27.50
		2055-00- 101- 0442- 000- 17	Maintenance	---	2,30.25	2,30.25
		2055-00- 101- 0443- 000- 17	Maintenance	---	31,83.77	31,83.77
		2055-00- 104- 0446- 000- 17	Maintenance	---	20,63.01	20,63.01
		2055-00- 109- 0145- 000- 17	Maintenance	---	1,63,19.71	1,63,19.71
		2055-00- 109- 1015- 491- 17	Maintenance	---	67.81	67.81
		2055-00- 109- 1015- 901- 17	Maintenance	---	62.05	62.05
		2055-00- 114- 0480- 000- 17	Maintenance	---	6,63.54	6,63.54
		2055-00- 116- 0000- 000- 17	Maintenance	---	2,64.04	2,64.04
		2055-00- 800- 0482- 934- 17	Maintenance	---	82.56	82.56
		2055-00- 800- 0483- 000- 17	Maintenance	---	6,87.70	6,87.70

**APPENDIX - X**  
**MAINTENANCE EXPENDITURE WITH SEGREGATION OF SALARY AND NON- SALARY PORTION**  
**(AS ON 31.3.2021)**

Grant No.	Name of the Grant	Head of Expenditure	Description	(In lakh of ₹)		
				Salary	Non-Salary	Total
15	Jails	2056-00- 101- 0486- 000- 17	Maintenance	---	24,26.68	24,26.68
		2056-00- 101- 0486- 600- 17	Maintenance	---	16.66	16.66
16	Printing and Stationery	2058-00- 103- 0000- 000- 17	Maintenance	---	4,44.10	4,44.10
17	Administrative and Functional Buildings	2059-01- 053- 0220- 701- 17	Maintenance and Repairs	---	4,51.16	4,51.16
		2059-01- 053- 0220- 704- 17	Maintenance and Repairs	---	2,82.82	2,82.82
		2059-01- 053- 0220- 705- 17	Maintenance and Repairs	---	2,81.43	2,81.43
		2059-01- 053- 0500- 000- 14	Maintenance and Repairs	---	2,35.75	2,35.75
		2059-01- 053- 0500- 000- 17	Maintenance and Repairs	---	2,35.75	2,35.75
		2059-01- 053- 2181- 000- 17	Maintenance and Repairs	---	18.99	18.99
		2059-80- 001- 0138- 000- 17	Maintenance	---	43.65	43.65
18	Fire Services	2070-00- 003- 0250- 000- 17	Maintenance	---	38.49	38.49
		2070-00- 108- 0526- 504- 17	Maintenance	---	9,34.98	9,34.98
		2070-00- 108- 0527- 000- 17	Maintenance	---	1,33.78	1,33.78
21	Guest Houses, Government Hostels	2070-00- 115- 0042- 000- 17	Maintenance	---	36.62	36.62
22	Administrative Training	2070-00- 003- 0505- 000- 17	Maintenance	---	1,96.50	1,96.50
		2070-00- 800- 3388- 000- 17	Maintenance	---	63.93	63.93
26	Education (Higher)	2202-05- 103- 0628- 000- 17	Maintenance	---	7.08	7.08
		2203-00- 001- 0161- 000- 17	Maintenance	---	7,31.37	7,31.37
27	Art and Culture	2205-00- 001- 0661- 000- 17	Maintenance	---	41.01	41.01
		2205-00- 103- 0695- 000- 17	Maintenance	---	50.45	50.45
		2205-00- 103- 0696- 000- 17	Maintenance	---	4,36.63	4,36.63
		2205-00- 105- 0698- 000- 17	Maintenance	---	3,83.63	3,83.63
		2205-00- 107- 0699- 000- 17	Maintenance	---	2,94.40	2,94.40
		4202-04- 106- 0699- 000- 17	Maintenance	---	43.84	43.84
28	State Archives	2205-00- 104- 0000- 000- 17	Maintenance	---	13.11	13.11
29	Medical and Public Health	2210-01- 001- 0172- 000- 17	Maintenance	---	2,27.70	2,27.70
		2210-01- 200- 0000- 000- 17	Maintenance	---	5.63	5.63
		2210-03- 103- 0726- 000- 17	Maintenance	---	6,44.53	6,44.53

**APPENDIX - X**  
**MAINTENANCE EXPENDITURE WITH SEGREGATION OF SALARY AND NON- SALARY PORTION**  
**(AS ON 31.3.2021)**

Grant No.	Name of the Grant	Head of Expenditure	Description	(In lakh of ₹)		
				Components of Expenditure		
				Salary	Non-Salary	Total
29	Medical and Public Health	2210-03- 104- 0000- 000- 17	Maintenance	---	3,24.82	3,24.82
		2210-03- 800- 3594- 326- 32	Bio-Medical Equipment Maintenance Programme (BMEMP) in Medical College	---	22,56.87	22,56.87
		2210-05- 001- 0172- 000- 17	Maintenance	---	18,24.72	18,24.72
		2210-05- 101- 0724- 000- 17	Maintenance	---	2,74.89	2,74.89
		2210-05- 105- 0741- 000- 17	Maintenance	---	35,97.42	35,97.42
		2210-05- 105- 0742- 000- 17	Maintenance	---	3,56.66	3,56.66
		2210-05- 105- 3310- 000- 17	Maintenance	---	17,14.91	17,14.91
		2210-05- 110- 0709- 000- 17	Maintenance	---	1,15.60	1,15.60
		2210-05- 110- 0717- 000- 17	Maintenance	---	24,65.26	24,65.26
		2210-06- 101- 0752- 000- 17	Maintenance	---	1.02	1.02
		2210-06- 102- 0000- 000- 17	Maintenance	---	8.74	8.74
		2210-06- 104- 0147- 000- 17	Maintenance	---	7.23	7.23
		2211-00- 001- 0762- 000- 17	Maintenance	---	23.17	23.17
		2211-00- 103- 0771- 000- 17	Maintenance	---	70.12	70.12
30	Water Supply and Sanitation	2215-01- 001- 0172- 000- 17	Maintenance	---	6,89.73	6,89.73
		2215-01- 001- 3418- 000- 17	Maintenance (Capital Complex)	---	1,81.59	1,81.59
		2215-01- 001- 3573- 000- 17	Maintenance	---	2,08.69	2,08.69
		2215-01- 101- 0000- 000- 17	Maintenance	---	21,54.89	21,54.89
		2215-01- 102- 0778- 000- 17	Maintenance	---	1,63,77.17	1,63,77.17
		2215-01- 102- 0778- 142- 17	Maintenance	---	5,11.52	5,11.52
33	Residential Buildings	2216-01- 106- 1881- 585- 01	Maintenance and Repairs (a) Ordinary Repairs	56.94	---	56.94
		2216-01- 106- 1881- 836- 17	Maintenance and Repairs (a) Ordinary Repairs	---	82.28	82.28
35	Information and Publicity	2220-60- 106- 2274- 000- 17	Maintenance	---	1,08.71	1,08.71
36	Labour and Employment	2230-01- 004- 0286- 000- 17	Maintenance	---	2.43	2.43
		2230-01- 102- 0901- 000- 17	Maintenance	---	15.18	15.18
		2230-01- 102- 0902- 000- 17	Maintenance	---	29.97	29.97

**APPENDIX - X**  
**MAINTENANCE EXPENDITURE WITH SEGREGATION OF SALARY AND NON- SALARY PORTION**  
**(AS ON 31.3.2021)**

Grant No.	Name of the Grant	Head of Expenditure	Description	(In lakh of ₹)		
				Components of Expenditure		
				Salary	Non-Salary	Total
36	Labour and Employment	2230-01- 102- 0903- 000- 17	Maintenance	---	15.43	15.43
		2230-03- 003- 0917- 108- 17	Maintenance	---	11.17	11.17
37	Food Storage and Warehousing	2408-01- 001- 0172- 000- 17	Maintenance	---	11.35	11.35
38	Welfare of Scheduled Caste, Scheduled	2225-01- 800- 0821- 489- 17	Maintenance of Dr. Ambedkar Bhawan	---	26.29	26.29
		2225-02- 796- 0866- 453- 01	Maintenance of SC/ST Girls Hostel, Guwahati	21.80	---	21.80
		2225-03- 001- 3185- 625- 17	Maintenance	---	8.17	8.17
39	Social Security, Welfare and Nutrition	2235-02- 001- 0172- 000- 17	Maintenance	---	2,98.86	2,98.86
		2235-02- 102- 0947- 000- 17	Maintenance	---	5.50	5.50
		2235-02- 103- 5904- 000- 17	Maintenance	---	1,45.34	1,45.34
		2235-02- 104- 3884- 000- 32	Maintenance and Welfare of Parents & Senior Citizens Act & Senior Citizen Council including Day Care Centre	---	14.88	14.88
		2235-02- 106- 0964- 000- 17	Maintenance	---	9.41	9.41
41	Natural Calamities	2245-02- 106- 0000- 000- 17	Maintenance	---	32,33.74	32,33.74
		2245-02- 122- 0999- 000- 17	Maintenance	---	1,31,55.79	1,31,55.79
		2245-02- 122- 1000- 000- 17	Maintenance	---	70.23	70.23
		2245-80- 800- 0821- 000- 17	Maintenance	---	50,49.91	50,49.91
		2245-80- 800- 4387- 000- 17	Maintenance	---	66.40	66.40
45	Census, Surveys and Statistics	3454-02- 800- 0172- 000- 17	Maintenance	---	1,22.81	1,22.81
		3454-02- 800- 5705- 000- 17	Maintenance	---	73.42	73.42
46	Weights and Measures	3475-00- 106- 1466- 172- 17	Maintenance	---	24.71	24.71
48	Agriculture	2401-00- 001- 0172- 000- 17	Maintenance	---	13,66.77	13,66.77
49	Irrigation	2701-80- 001- 0000- 000- 17	Maintenance	---	17,33.71	17,33.71
		2702-01- 102- 1374- 000- 17	Maintenance	---	13,45.43	13,45.43
		2702-01- 102- 1374- 142- 17	Maintenance	---	2,57.04	2,57.04
		2702-01- 800- 0160- 000- 17	Maintenance	---	6,11.44	6,11.44
		2702-01- 800- 0160- 142- 17	Maintenance	---	1,81.78	1,81.78
		2702-02- 103- 0152- 000- 17	Maintenance	---	5,89.74	5,89.74

**APPENDIX - X**  
**MAINTENANCE EXPENDITURE WITH SEGREGATION OF SALARY AND NON- SALARY PORTION**  
**(AS ON 31.3.2021)**

Grant No.	Name of the Grant	Head of Expenditure	Description	(In lakh of ₹)		
				Components of Expenditure		
				Salary	Non-Salary	Total
49	Irrigation	2702-02- 103- 0152- 142- 17	Maintenance	---	1,32.10	1,32.10
		2702-80- 001- 0000- 000- 17	Maintenance	---	6,45.97	6,45.97
		4701-04- 800- 1943- 004- 13	Maintenance of Irrigation Projects	---	1,06.60	1,06.60
		4701-04- 800- 1943- 010- 13	Maintenance of Irrigation Projects	---	47.33	47.33
		4701-04- 800- 1943- 013- 13	Maintenance of Irrigation Projects	---	51.69	51.69
50	Other Special Area Programmes	4575-02- 001- 0678- 000- 13	Construction/ Maintenance of Border Outpost in Assam Nagaland Border	---	2,45.21	2,45.21
52	Animal Husbandry	2403-00- 001- 0172- 000- 17	Maintenance	---	10,78.65	10,78.65
53	Dairy Development	2404-00- 001- 0172- 000- 17	Maintenance	---	34.86	34.86
		2404-00- 001- 0240- 000- 17	Maintenance	---	32.38	32.38
		2404-00- 192- 1195- 000- 17	Maintenance	---	36.18	36.18
		2404-00- 192- 1197- 000- 17	Maintenance	---	1.90	1.90
		2404-00- 192- 1199- 000- 17	Maintenance	---	3,53.02	3,53.02
55	Forestry and Wildlife	2406-01- 001- 0172- 000- 17	Maintenance	---	6,50.13	6,50.13
		2406-01- 005- 1228- 000- 17	Maintenance	---	1,05.56	1,05.56
		2406-01- 005- 1229- 000- 17	Maintenance	---	44.35	44.35
		2406-01- 070- 0121- 000- 17	Maintenance	---	2,48.33	2,48.33
		2406-01- 070- 1230- 000- 17	Maintenance	---	1,51.94	1,51.94
		2406-01- 101- 1233- 000- 17	Maintenance	---	1,53.07	1,53.07
		2406-01- 101- 1234- 000- 17	Maintenance	---	45.09	45.09
		2406-01- 101- 1235- 000- 17	Maintenance	---	34.61	34.61
		2406-01- 101- 1236- 000- 17	Maintenance	---	3,68.92	3,68.92
		2406-01- 101- 1237- 000- 17	Maintenance	---	15.20	15.20
		2406-01- 101- 1238- 000- 17	Maintenance	---	9,10.70	9,10.70
		2406-01- 102- 0295- 000- 17	Maintenance	---	1,01.55	1,01.55
		2406-01- 102- 1245- 000- 17	Maintenance	---	7.64	7.64
		2406-01- 102- 1246- 000- 17	Maintenance	---	0.03	0.03
		2406-01- 105- 1253- 000- 17	Maintenance	---	7.16	7.16
		2406-01- 105- 1254- 000- 17	Maintenance	---	19.81	19.81

**APPENDIX - X**  
**MAINTENANCE EXPENDITURE WITH SEGREGATION OF SALARY AND NON- SALARY PORTION**  
**(AS ON 31.3.2021)**

Grant No.	Name of the Grant	Head of Expenditure	Description	(In lakh of ₹)		
				Components of Expenditure		
				Salary	Non-Salary	Total
55	Forestry and Wildlife	2406-01- 105- 1256- 000- 17	Maintenance	---	63.30	63.30
		2406-01- 105- 1259- 000- 17	Maintenance	---	7.75	7.75
		2406-01- 800- 0800- 708- 17	Maintenance	---	45,12.49	45,12.49
		2406-01- 800- 0800- 710- 17	Maintenance	---	10.45	10.45
		2406-01- 800- 0800- 712- 17	Maintenance	---	52.26	52.26
		2406-01- 800- 0800- 713- 17	Maintenance	---	56.59	56.59
		2406-01- 800- 0800- 714- 17	Maintenance	---	33.68	33.68
		2406-01- 800- 0800- 715- 17	Maintenance	---	5.11	5.11
		2406-02- 110- 1268- 000- 17	Maintenance	---	1,66.75	1,66.75
		2406-02- 111- 1277- 000- 17	Maintenance	---	6,01.93	6,01.93
		2415-06- 004- 1308- 000- 17	Maintenance	---	13.42	13.42
		2415-06- 277- 1310- 000- 17	Maintenance	---	13.07	13.07
58	Industries	2852-80- 001- 0172- 971- 17	Maintenance of Capital Assets	---	34.20	34.20
60	Cottage Industries	2851-02- 102- 0172- 000- 17	Maintenance	---	4.66	4.66
61	Mines and Minerals	2853-02- 101- 0169- 000- 17	Maintenance	---	49.07	49.07
64	Roads and Bridges	3054-01- 800- 0273- 000- 17	Maintenance & Repairs of National Highways	---	2,14,84.73	2,14,84.73
		3054-03- 337- 0189- 000- 01	Maintenance & Repairs	11.01	---	11.01
		3054-03- 337- 0189- 000- 02	Maintenance & Repairs	---	2,74.01	2,74.01
		3054-03- 337- 0189- 001- 01	Maintenance & Repairs	28,63.62	---	28,63.62
		3054-03- 337- 0189- 142- 17	Maintenance & Repairs	---	8,39.31	8,39.31
		3054-03- 337- 0189- 422- 17	Maintenance & Repairs	---	3,15.98	3,15.98
		3054-03- 337- 0189- 590- 01	Maintenance & Repairs	96.40	---	96.40
		3054-03- 337- 0189- 590- 03	Maintenance & Repairs	---	1.45	1.45
		3054-03- 337- 0189- 590- 04	Maintenance & Repairs	---	1.45	1.45
		3054-03- 337- 0189- 682- 17	Maintenance & Repairs	---	26.19	26.19

**APPENDIX - X**  
**MAINTENANCE EXPENDITURE WITH SEGREGATION OF SALARY AND NON- SALARY PORTION**  
**(AS ON 31.3.2021)**

Grant No.	Name of the Grant	Head of Expenditure	Description	(In lakh of ₹)		
				Components of Expenditure		
				Salary	Non-Salary	Total
64	Roads and Bridges	3054-03- 337- 5497- 000- 32	Financial Support for Maintenance of State Road by PWRD (Assam Road Maintenance Fund) - Mukhya Mantri Path Nirman Yojana	---	3,15.00	3,15.00
		3054-04- 800- 0123- 000- 32	PMGSY Maintenance to ASRB	---	42,00.00	42,00.00
65	Tourism	3452-01- 101- 1424- 000- 17	Maintenance	---	8.98	8.98
		3452-01- 103- 0000- 000- 17	Maintenance	---	1.01	1.01
		3452-80- 001- 0172- 000- 17	Maintenance	---	2,41.11	2,41.11
69	Scientific Services and Research	3425-60- 001- 3089- 000- 17	Maintenance	---	1,15.65	1,15.65
71	Education (Elementary, Secondary)	2202-01- 053- 3113- 000- 17	Maintenance of Buildings	---	29.97	29.97
		2202-01- 102- 0289- 000- 00	Maintenance of Hindi Teachers	---	22.15	22.15
		2202-01- 102- 0289- 000- 01	Maintenance of Hindi Teachers	3,53.09	---	3,53.09
		2202-02- 053- 0172- 000- 17	Maintenance of Buildings	---	1,36.72	1,36.72
		2202-02- 104- 0568- 000- 01	Maintenance of Vigyan Mandir	20.76	---	20.76
		2202-04- 001- 0611- 000- 01	Maintenance of CD Blocks	2,40.96	---	2,40.96
63	Water Resources	2711-01- 103- 0117- 532- 17	Maintenance	---	7,55.94	7,55.94
		2711-01- 103- 0117- 536- 17	Maintenance	---	1,12.85	1,12.85
		2711-01- 103- 0120- 532- 17	Maintenance	---	38,58.58	38,58.58
		2711-01- 103- 0120- 536- 17	Maintenance	---	5,34.64	5,34.64
73	Urban Development (Guwahati Development Department)	4217-01- 051- 1590- 413- 13	Development of Ropeway Terminus for Passenger Operation, Operational and Maintenance Cost, Landscape and Beautification Terminal Areas in Guwahati and North Guwahati	---	45.72	45.72
74	Sports and Youth Welfare	2204-00- 001- 0172- 000- 17	Maintenance	---	4,29.45	4,29.45
		2204-00- 800- 0800- 000- 17	Maintenance	---	13.94	13.94
76	Karbi Anglong Autonomous Council	2029-00- 102- 0320- 000- 17	Maintenance	---	1,80.62	1,80.62
		2202-04- 001- 0172- 000- 17	Maintenance	---	1,03.78	1,03.78
		2203-00- 105- 3029- 000- 17	Maintenance	---	1,82.72	1,82.72
		2215-01- 101- 0000- 000- 17	Maintenance	---	21,54.89	21,54.89



**APPENDIX - X**  
**MAINTENANCE EXPENDITURE WITH SEGREGATION OF SALARY AND NON- SALARY PORTION**  
**(AS ON 31.3.2021)**

Grant No.	Name of the Grant	Head of Expenditure	Description	(In lakh of ₹)		
				Components of Expenditure		
				Salary	Non-Salary	Total
76	Karbi Anglong Autonomous Council	2215-01- 102- 0778- 000- 17	Maintenance	---	1,63,77.17	1,63,77.17
		2216-01- 106- 1881- 925- 17	Maintenance and Repairs (a) Ordinary Repairs	---	80.56	80.56
		2235-02- 102- 0177- 000- 17	Maintenance	---	22,15.20	22,15.20
		2401-00- 001- 0172- 000- 17	Maintenance	---	13,66.77	13,66.77
		2401-00- 001- 0240- 000- 17	Maintenance	---	15,56.81	15,56.81
		2401-00- 001- 0252- 000- 17	Maintenance	---	5,01.11	5,01.11
		2402-00- 001- 0240- 000- 17	Maintenance	---	5,21.82	5,21.82
		2402-00- 102- 0122- 601- 17	Maintenance	---	4,92.79	4,92.79
		2402-00- 102- 0122- 602- 17	Maintenance	---	31.70	31.70
		2402-00- 102- 0122- 603- 17	Maintenance	---	2,80.13	2,80.13
		2402-00- 102- 1136- 000- 17	Maintenance	---	54.73	54.73
		2402-00- 103- 1143- 132- 17	Maintenance	---	1,34.92	1,34.92
		2402-00- 103- 1143- 133- 17	Maintenance	---	4,34.16	4,34.16
		2403-00- 101- 0279- 000- 17	Maintenance	---	17,98.37	17,98.37
		2404-00- 192- 1199- 000- 17	Maintenance	---	3,53.02	3,53.02
		2405-00- 001- 0143- 000- 17	Maintenance	---	1,75.70	1,75.70
		2405-00- 101- 1203- 000- 17	Maintenance	---	8,14.70	8,14.70
		2406-02- 112- 1286- 000- 17	Maintenance	---	15,94.92	15,94.92
		2701-04- 800- 1943- 000- 01	Maintenance of Irrigation Projects	1,74.47	---	1,74.47
		2711-01- 001- 0493- 000- 17	Maintenance	---	73.84	73.84
		2851-01- 107- 0017- 222- 17	Maintenance	---	4,56.90	4,56.90
		2851-03- 001- 0240- 000- 17	Maintenance	---	4,76.68	4,76.68
		3054-80- 001- 0156- 000- 17	Maintenance	---	11,86.34	11,86.34
77	North Cachar Hills Autonomous Council	2059-01- 053- 0000- 000- 17	Maintenance and Repairs	---	87.85	87.85
		2205-00- 107- 0699- 000- 17	Maintenance	---	2,94.40	2,94.40
		2215-01- 001- 0000- 000- 17	Maintenance	---	3,03.92	3,03.92
		2216-01- 106- 1881- 836- 17	Maintenance and Repairs (a) Ordinary Repairs	---	82.28	82.28

**APPENDIX - X**  
**MAINTENANCE EXPENDITURE WITH SEGREGATION OF SALARY AND NON- SALARY PORTION**  
**(AS ON 31.3.2021)**

Grant No.	Name of the Grant	Head of Expenditure	Description	(In lakh of ₹)		
				Components of Expenditure		
				Salary	Non-Salary	Total
77	North Cachar Hills Autonomous Council	2235-02- 102- 0177- 000- 17	Maintenance	---	22,15.20	22,15.20
		2401-00- 001- 0240- 000- 17	Maintenance	---	15,56.81	15,56.81
		2402-00- 001- 0172- 000- 17	Maintenance	---	67.36	67.36
		2402-00- 102- 0122- 601- 17	Maintenance	---	4,92.79	4,92.79
		2402-00- 102- 0122- 603- 17	Maintenance	---	2,80.13	2,80.13
		2406-01- 001- 0172- 000- 17	Maintenance	---	6,50.13	6,50.13
		2406-01- 001- 0240- 000- 17	Maintenance	---	6,04.83	6,04.83
		2408-01- 101- 1291- 000- 17	Maintenance	---	42.55	42.55
		2435-01- 101- 1334- 000- 17	Maintenance	---	7,24.23	7,24.23
		2702-01- 102- 1374- 000- 17	Maintenance	---	13,45.43	13,45.43
		2702-01- 800- 0160- 000- 17	Maintenance	---	6,11.44	6,11.44
		3054-03- 337- 0189- 000- 17	Maintenance & Repairs	---	2,74.01	2,74.01
		4406-01- 070- 0121- 000- 17	Maintenance	---	8,99.59	8,99.59
		4406-01- 101- 1233- 000- 17	Maintenance	---	3.40	3.40
		4406-01- 101- 1240- 000- 17	Maintenance	---	1,73.52	1,73.52
		4406-01- 102- 0295- 000- 17	Maintenance	---	3,64.47	3,64.47
78	Bodoland Territorial Council	2058-00- 103- 0000- 000- 17	Maintenance	---	4,44.10	4,44.10
		2202-02- 053- 0000- 000- 17	Maintenance of Buildings	---	2,66.24	2,66.24
		2202-03- 103- 0597- 000- 17	Maintenance	---	10,90.66	10,90.66
		2202-05- 103- 0630- 000- 17	Maintenance	---	7.83	7.83
		2202-80- 003- 0642- 000- 17	Maintenance	---	1,79.53	1,79.53
		2205-00- 102- 0692- 000- 17	Maintenance	---	28.00	28.00
		2205-00- 796- 0700- 000- 17	Maintenance	---	5,00.04	5,00.04
		2210-03- 110- 0288- 000- 17	Maintenance	---	3,63.34	3,63.34
		2215-01- 102- 0778- 000- 17	Maintenance	---	1,63,77.17	1,63,77.17
		2235-02- 796- 0142- 536- 17	Maintenance	---	0.84	0.84
		2235-02- 796- 0142- 537- 17	Maintenance	---	1.37	1.37
		2401-00- 001- 1026- 000- 17	Maintenance	---	6.09	6.09

**APPENDIX - X**  
**MAINTENANCE EXPENDITURE WITH SEGREGATION OF SALARY AND NON- SALARY PORTION**  
**(AS ON 31.3.2021)**

Grant No.	Name of the Grant	Head of Expenditure	Description	(In lakh of ₹)		
				Components of Expenditure		
				Salary	Non-Salary	Total
78	Bodoland Territorial Council	2401-00- 001- 1027- 000- 17	Maintenance	---	2.71	2.71
		2401-00- 105- 1042- 000- 17	Maintenance	---	0.25	0.25
		2401-00- 109- 1081- 000- 17	Maintenance	---	1.52	1.52
		2401-00- 113- 0044- 000- 17	Maintenance	---	3.98	3.98
		2401-00- 113- 1092- 000- 17	Maintenance	---	15,42.68	15,42.68
		2401-00- 119- 1105- 000- 17	Maintenance	---	5.03	5.03
		2402-00- 102- 0122- 000- 17	Maintenance	---	1.22	1.22
		2402-00- 102- 0217- 000- 17	Maintenance	---	1,56.55	1,56.55
		2402-00- 102- 1141- 000- 17	Maintenance	---	1.72	1.72
		2402-00- 103- 0133- 000- 17	Maintenance	---	1.36	1.36
		2402-00- 103- 0170- 000- 17	Maintenance	---	1,29.48	1,29.48
		2402-00- 103- 1143- 132- 17	Maintenance	---	1,34.92	1,34.92
		2403-00- 102- 1159- 000- 17	Maintenance	---	24.23	24.23
		2403-00- 104- 1166- 000- 17	Maintenance	---	1.58	1.58
		2406-01- 001- 0172- 000- 17	Maintenance	---	6,50.13	6,50.13
		2406-01- 001- 0240- 000- 17	Maintenance	---	6,04.83	6,04.83
		2406-01- 005- 1229- 000- 17	Maintenance	---	44.35	44.35
		2406-01- 070- 0121- 000- 17	Maintenance	---	2,48.33	2,48.33
		2406-01- 070- 1230- 000- 17	Maintenance	---	1,51.94	1,51.94
		2406-01- 070- 1231- 000- 17	Maintenance	---	1.60	1.60
		2406-01- 101- 1233- 000- 17	Maintenance	---	1,53.07	1,53.07
		2406-01- 101- 1234- 000- 17	Maintenance	---	45.09	45.09
		2406-01- 101- 1236- 000- 17	Maintenance	---	3,68.92	3,68.92
		2406-01- 101- 1237- 000- 17	Maintenance	---	15.20	15.20
		2406-01- 101- 1238- 000- 17	Maintenance	---	9,10.70	9,10.70
		2406-01- 101- 1239- 000- 17	Maintenance	---	0.27	0.27
		2406-01- 102- 0295- 000- 17	Maintenance	---	1,01.55	1,01.55
		2406-01- 105- 1249- 000- 17	Maintenance	---	1.31	1.31

**APPENDIX - X**  
**MAINTENANCE EXPENDITURE WITH SEGREGATION OF SALARY AND NON- SALARY PORTION**  
**(AS ON 31.3.2021)**

Grant No.	Name of the Grant	Head of Expenditure	Description	(In lakh of ₹)		
				Components of Expenditure		
				Salary	Non-Salary	Total
78	Bodoland Territorial Council	2406-01- 105- 1252- 000- 17	Maintenance	---	0.81	0.81
		2406-01- 105- 1256- 000- 17	Maintenance	---	63.30	63.30
		2406-01- 105- 1259- 000- 17	Maintenance	---	7.75	7.75
		2406-02- 110- 1268- 000- 17	Maintenance	---	1,66.75	1,66.75
		2406-02- 110- 1270- 000- 17	Maintenance	---	20.10	20.10
		2851-01- 107- 0017- 222- 17	Maintenance	---	4,56.90	4,56.90
		2851-03- 003- 1814- 000- 17	Maintenance	---	38.12	38.12
		2851-03- 103- 0011- 000- 17	Maintenance	---	4.69	4.69
		2851-03- 103- 3018- 000- 17	Maintenance	---	1,05.67	1,05.67
		2851-03- 103- 3019- 000- 17	Maintenance	---	9.23	9.23
		3452-80- 001- 0172- 000- 17	Maintenance	---	2,41.11	2,41.11
20	Other Administrative Services (Civil Defence and Home Guards)	2070-00- 107- 0522- 000- 17	Maintenance	---	1,10.62	1,10.62
		2070-00- 107- 0525- 000- 17	Maintenance	---	3,16.58	3,16.58
			<b>GRAND TOTAL</b>	<b>43,79.78</b>	<b>26,01,89.05</b>	<b>26,45,68.83</b>

---



---

**APPENDIX - XI**  
**MAJOR POLICY DECISIONS OF THE GOVERNMENT DURING THE YEAR OR**  
**NEW SCHEMES PROPOSED IN THE BUDGET**

---



---

**Major policy decisions of the Government during the year or new schemes announced in the budget speech for 2020-21**

- Allocation of ₹1500 crore in the current year budget to acquire additional 13.65% stake of Assam Government in Numaligarh Refinery Limited in order to increase the present Government shareholding in NRL from 12.35% to take it to 26% Stake.
- Proposal for allocation of ₹ 472 crore in the current year budget under Affordable Nutrition and Nourishment Assistance (ANNA) Yojana for further strengthening of Food Security by covering the benefit to an additional 51.39 lakh families.
- Proposal for allocation of ₹935 crore in the current year budget under JYOTISMAN ASOM scheme to provide benefits not only the population living below the poverty line but also maintaining reasonable power tariff for the entire population of Assam.
- Allocation of ₹ 1000 crore the current year budget under ‘Swami Vivekananda Youth Empowerment Yojana’ to enable the youth of the State to get actively engaged in various economic activities without leaving their native places.
- Earmarked of ₹ 220 crore in the current year budget under ‘Chah Bagicha Dhan Puraskar Mela’ scheme to provide ₹ 3000 to 7,21,485 bank accounts to enhance financial inclusion in the Tea Garden areas and make them less susceptible to falling into debt traps.
- Earmarked of ₹150 crore under ‘Arundhati Gold Scheme’ in the current year budget for providing ‘**one tola gold**’ with the financial assistance of ₹ 40,000/- to the newly married bride belonging to economically weaker sections having the annual income below ₹ 5 lakh.
- Allocation of ₹ 91 crore in the current year budget under ‘Immediate Family Assistance to Widows scheme’ and ‘Indira Miri Universal Widow Pension scheme’.
- Introduction of a new scheme called ‘Aideu Handique Mahila Samman Asoni’ to provide a universal allowance of ₹ 250/- per month to each unmarried/divorced/separated single woman and allocation of a consolidated sum of ₹ 505 crore in the current year budget for this new scheme and the existing scheme called ‘Swahid Kushal Konwar Sarbajanin Briddha Pension Asoni’.

---



---

**APPENDIX - XI**  
**MAJOR POLICY DECISIONS OF THE GOVERNMENT DURING THE YEAR OR**  
**NEW SCHEMES PROPOSED IN THE BUDGET**

---



---

- Declaration of a cumulative sum of ₹ 650 crore in the current year budget to provide capital subsidy of ₹ 50,000/- towards per women SHG on bank loans to 1,04,000 women SHGs and providing of revolving fund at the rate of ₹ 25,000/- to per SHG for non-intensive blocks and at the rate of ₹ 10,000/- to per SHG for intensive blocks under ‘Vistarita Kanaklata Mahila Sabalakaran Asoni.’
- Allocation of ₹ 285 crore from the current year State Budget for implementation of two EAP Projects under ‘Asom Mala’ with the approved fund of ₹ 5000 crore from Asian Development Bank.
- Allocation of ₹ 500 crore in the current year budget for implementing Cancer care Programme and ₹ 475 crore for high-quality cancer detection and care through Community Outreach programmes and Wellness Kiosks.
- Provision of ₹ 148 crore for implementation of new scheme ‘ Bhraman Sarathi’ and other important travel schemes for women, elderly citizens and unemployed youths.
- Allocation of ₹ 285 crore in the current year budget for the second phase of ‘Asom Darshan’ scheme
- Proposal for allocation of ₹ 140 crore for implementation of the scheme ‘Yuva Arohan’ in order to cultivate the spirit of entrepreneurship amongst the State’s youth with necessary skills.
- Allocation of ₹ 315 crore in the current year budget under ‘Sonali Shaishab Rupali Pathshala’ for construction and development of various infrastructures of schools as well as improvement of learning levels.
- Steps for reformation in education sector by processing the proposals for provincialisation of 5651 institutions for 20,288 teachers which will have financial implication of ₹ 372 crore.
- Earmarked of ₹ 2800 crore for introduction of a new scheme ‘Orunodoi’ for providing ₹ 830 per month to the poor and economically backward families by Direct Benefit Transfer to the beneficiaries for self- reliance and self-confidence for their health and nutritional needs.
- Earmarked of ₹ 250 crore per annum for a period of three years to match the equivalent sum of ₹ 250 crore per annum of Central Fund for implementation of provisions of the Bodo Accord.

---



---

**APPENDIX - XI**  
**MAJOR POLICY DECISIONS OF THE GOVERNMENT DURING THE YEAR OR**  
**NEW SCHEMES PROPOSED IN THE BUDGET**

---



---

- Decision for providing ₹ 500 crore as Special Package for Moran, Mattak, Chutia, and Ahom communities at ₹ 125 crore for each communities for preservation of ancient historical monuments, promotion and preservation of their indigenous culture and infrastructure development.
- Provision of ₹ 100 crore will be made in a phased manner for Indigenous Muslim Development Corporation.
- Announcement for One-time Financial Assistance of ₹ 50,000/- each to 1000 leading Sport personnel, 1000 Artists and 1000 Mobile theatre personalities for their contributions and achievements.
- Proposals for provision of grants of ₹ 75,000/- per club to 2500 Registered Youth Club to act as active partners in the process of community development and State-building activities with the spirit of equity, secularism and voluntarism.
- Allocation of ₹ 50 crore in the first phase for development of Batadrava Than Complex with the total estimated project cost of ₹ 188 crore.
- Proposals to allocate of ₹ 50 crore in the current year budget under ‘Bhasha Gaurav Asoni.’
- Proposal for allocation of ₹ 50 crore for strengthening the cultural traditions and belief by creating an institutional structure for celebrating different traditional/cultural festivals of Tribal Communities.
- Earmarked of ₹ 10 crore in current year budget for Fighting Drug Menace.
- Earmarked of ₹ 10 crore in current year budget for Megha Awareness Drive against Social Evils.
- Allocation of ₹ 25 crore in the current year budget for re-launching ‘Sanitary Napkin Scheme.’
- Proposal for constituting a Micro-entrepreneurs Support Fund with a corpus of ₹ 500 crore for resolution of issues plaguing the Micro-Finance Institutions.
- Earmarked of ₹ 300 crore in the current year budget for execution of State Government Signature Project under Uttoron Scheme.

---



---

**APPENDIX - XI**  
**MAJOR POLICY DECISIONS OF THE GOVERNMENT DURING THE YEAR OR**  
**NEW SCHEMES PROPOSED IN THE BUDGET**

---



---

- Continuation of ‘City Infrastructure Development Fund’ scheme across the State with an overall commitment of ₹ 2300 crore.
- Allocation of ₹ 40 crore in the current year budget to construct 200 KM of roads across Assam on a pilot basis under ‘Chuburi Poka Rasta Asoni’.
- Earmarked of ₹ 10 crore in the current year budget under Public Private Partnership mode for providing special Health Care facilities in three districts of Barak Valley.
- Provision of ₹ 3000/- to each registered worker who are below 40 years, ₹ 5000/- to each of registered worker who are above 40 years for medical check-up and ₹ 5000/- to each registered worker on DBT mode for purchasing tools under ‘Shram –Gaurav Asoni.’
- Proposal of ₹ 50 crore in the current year budget for launching of a new scheme ‘Incentivizing Rural Banking’ in order to provide grant to banks to open up bank branches and ATMs in the unbanked areas.
- Proactive filling of all sanctioned posts in all departments.
- Proposal for increase of ex-gratia amount to ₹ 2.50 lakh towards Home Guard personnel, Muster Roll Workers, Fixed Pay Workers and Asha, Anganwadi and Mid-day meal Workers under ‘Employees Welfare Measures.’
- Proposal of ₹ 36 crore in the current year budget for additional honorarium of ₹ 500/- per month to Mid-day Meal workers.
- Proposal for increase of monthly Ration Money Allowance for Police from ₹ 1200/- to ₹ 2000/-.
- Proposal for extending one-time Establishment Grant amounting to ₹ 10,000/- per Gaon Burah to undertake refurbishment, upgradation and modernization of their office-space.



---



---

**APPENDIX - XII**  
**COMMITTED LIABILITIES OF THE GOVERNMENT**

---



---

Sl. No.	Nature of the liability	Amount (₹ in Lakh)	Likely Sources from which proposed to be met			Likely year of the discharge	Liabilities discharged during the current year	Balance Remaining
			States own Resources	Central Transfers	Raising Debt (Specify)			
A.	Accounts Payable							
1.								
2.								
3.								
	Total							
B.	State's share in Centrally Sponsored Schemes							
1.								
2.								
3.								
	Total							
C.	Liabilities in the form of transfer of Plan Schemes to No-Plan Heads							
1.								
2.								
3.								
	Total							
D	Liabilities Arising from Incomplete Projects							
1.								
2.								
3.								
	Total							
E	Others/Miscellaneous							
1.								
2.								
3.								
	Total							
Grand Total								

N.B:- The statement could not be prepared for want of details from the State Government.

---



---

**APPENDIX - XIII**  
**RE-ORGANISATION OF STATES- ITEMS FOR WHICH ALLOCATION OF BALANCES BETWEEN/AMONG THE STATES**  
**HAS NOT BEEN FINALISED**

---



---

Sl. No.	Item	Head of Account as per Finance Accounts 2020-21	Amount to be allocated amongst successor States	
			At the time of Reorganisation (In lakh of ₹)	At present (In lakh of ₹)


**NIL**

**Note :**

Expenditure incurred prior to the date of formation of the State of Meghalaya, which is allocable to the State, but could not be transferred as the capital expenditure has not been determined before formation of the State.



**© COMPTROLLER AND  
AUDITOR GENERAL OF INDIA  
2021  
[www.cag.gov.in](http://www.cag.gov.in)**



**[www.agasm.cag.gov.in](http://www.agasm.cag.gov.in)**