




AA

FINANCE ACCOUNTS
1982-83

GOVERNMENT OF ORISSA





FINANCE ACCOUNTS
1982-83

GOVERNMENT OF ORISSA

TABLE OF CONTENTS

	PAGE
<i>Certificate of the Comptroller and Auditor General of India</i>	iii
Introductory	1-2

PART I—SUMMARISED STATEMENTS

Statement No. 1—Summary of transactions	5—16
Statement No. 2—Capital Outlay—Progressive capital outlay to end of 1982-83	17—21
Statement No. 3—(i) Financial results of Irrigation works	22—25
(ii) Financial results of Electricity Schemes	
Statement No. 4—Debt position—	26—29
(i) Statement of borrowings	
(ii) Other obligations	
(iii) Service of debt	
Statement No. 5—Loans and advances by State Government—	30—32
(i) Statement of loans and advances	
(ii) Recoveries in arrears	
Statement No. 6—Guarantees given by Government for repayment of loans, etc., raised by Statutory Corporations, Government Companies, Joint Stock Companies, Local Bodies, Other Institutions and Private Parties	33—36
Statement No. 7—Cash balances and investments of cash balances	37-38
Statement No. 8—Summary of balances under Consolidated Fund, Contingency Fund and Public Account	39-40

PART II—DETAILED ACCOUNTS AND OTHER STATEMENTS

A—REVENUE AND EXPENDITURE

Statement No. 9—Statement of revenue and expenditure under different heads expressed as a percentage of total revenue/total expenditure	43-44
Statement No. 10—Statement showing the distribution between charged and voted expenditure	45
Statement No. 11—Detailed account of revenue by minor heads	46—64
Statement No. 12—Detailed account of expenditure by minor heads	65—110
Statement No. 13—Detailed statement of capital expenditure during and to the end of 1982-83	111—155
Statement No. 14—Statement showing details of investments of Government in Statutory Corporations, Government Companies, Other Joint Stock Companies, Co-operative Banks and Societies, etc., up to the end of 1982-83	156—185
Statement No. 15—Statement showing Capital and other expenditure (other than on revenue account) to end of 1982-83 and the Principal sources from which funds were provided for that expenditure	186-187

B—DEBT, CONTINGENCY FUND AND PUBLIC ACCOUNT

Statement No. 16—Detailed statement of receipts, disbursements and balances under heads of account relating to Debt, Contingency Fund and Public Account	191—201
Statement No. 17—Detailed statement of debt and other interest bearing obligations of Government	202—204
Statement No. 17-A—Subsidiary statement of loans in support of statement No. 17	205—210
Statement No. 18—Detailed statement of loans and advances made by Government	211—222
Statement No. 19—Statement showing the details of earmarked balances	223—229
Annexure to statement No. 19—Sinking funds for amortisation of loans	230—231

APPENDICES

<i>Appendix I</i> —Investment of Government at the end of 1980-81, 1981-82 and 1982-83 and the dividend/interest received therefrom	235
<i>Appendix II</i> —Important cases where details/information are awaited from Departmental/Treasury Officers in connection with reconciliation of balances	236—238
<i>Appendix III</i> —Cases where verification and acceptance of balances have been unduly delayed	239-240

Certificate of the Comptroller and Auditor General of India

This compilation containing the Finance Accounts of the Government of Orissa for the year 1982-83 presents the accounts of the receipts and outgoings of the Government for the year, together with the financial results disclosed by the revenue and capital accounts, the accounts of the public debt and the liabilities and assets as worked out from the balances recorded in the accounts. The Appropriation Accounts of the Government for the year for Grants and Charged Appropriations, presented separately, supplement this compilation.

These accounts have been prepared and examined under my direction in accordance with the requirements of Articles 149 and 151 of the Constitution of India and the Comptroller and Auditor General's (Duties, Powers and Conditions of Service) Act, 1971. Subject to the observations in this compilation and to those in my Report on the accounts of the Government of Orissa for the year 1982-83, the accounts now presented are, according to my information, correct statements of the receipts and outgoings of the Government of Orissa for the year 1982-83.

NEW DELHI

The

(T. N. CHATURVEDI)

Comptroller and Auditor General of India

INTRODUCTORY

The accounts of Government are kept in three parts:—

- Part I—Consolidated Fund
- Part II—Contingency Fund
- Part III—Public Account

In Part I, there are two main divisions, viz.,

- (1) Revenue—Consisting of sections for 'Receipt Heads (Revenue Account)' and 'Expenditure Heads (Revenue Account)';
- (2) Capital, Public Debt, Loans etc.—Consisting of sections for 'Receipt Heads (Capital Account)', 'Expenditure Heads (Capital Account)' and 'Public Debt, Loans and Advances, etc.'

First Division

The first division deals with the proceeds of taxation and other receipts classed as revenue and the expenditure met therefrom, the net result of which represents the revenue surplus or deficit for the year.

Second Division

In this division, the section 'Receipt Heads (Capital Account)' deals with receipts of capital nature which cannot be applied as set-off against the Capital expenditure.

The section 'Expenditure Heads (Capital Account)' deals with expenditure met usually from borrowed funds with the object either of increasing concrete assets of a material and permanent character or of reducing recurring liabilities. It also includes receipts of a capital nature intended to be applied as set-off against expenditure.

The section 'Public Debt' Loans and Advances, etc., comprises loans raised and their repayments by Government such as 'Internal Debt' and 'Loans and Advances' made (and their recoveries) by Government. The section also includes certain special types of heads for transactions relating to 'Transfers from the Consolidated Fund to the Contingency Fund' and 'Inter-State Settlement'.

In Part II of the accounts are recorded the transactions connected with the Contingency Fund set up by Government under Article 267(2) of the Constitution of India.

In Part III of the accounts, the transactions relating to 'Debt' (Other than those included in Part I) 'Deposits', 'Advances', 'Remittances' and 'Suspense' are recorded. The transactions under 'Debt', 'Deposits', and 'Advances' in this part are those in respect of which Government incurs a liability to repay the money received or has a claim to recover the amount paid, together with the repayments of the former ('Debt' and 'Deposits') and the recoveries of the latter ('Advances'). The transactions relating to 'Remittances' and 'Suspense' in this part embrace all heads which are merely adjusting heads under which appear such transactions as remittances of cash between treasuries and currency chests, accounts between different accounting circles, etc. The initial debits or credits to these heads will be cleared eventually by corresponding receipts or payments either within the same circle of account or in another account circle.

2. *Sector and Heads of Accounts*—Within each of the sections in Part I mentioned above the transactions are grouped into sectors, such as 'Tax Revenue', 'Non-Tax Revenue' etc., for the receipt heads (revenue account), and 'General Services', 'Social and Community Services', 'Economic Services', etc., for the expenditure heads. Specific functions or services (such as education, medical, family welfare, housing, etc., in respect of Social and Community Services) are grouped in the sectors

for expenditure heads. In Part III also the transactions are grouped into sectors, such as 'Small Savings, Provident Funds, etc., and 'Reserve Funds, etc., The sectors are subdivided into major heads of accounts. In some cases the sectors are in addition, subdivided into sub-sectors before their division into major heads of account.

The major heads are divided into minor heads, each of which had a number of subordinate heads, generally known as sub-heads. The sub-heads are further divided into detailed heads. Under each of these heads, the expenditure is shown distributed between charged and voted. Sometimes major heads are also divided into sub-major heads before their further division into minor heads. The sectors, major-heads, minor heads, sub-heads and detailed heads together constitute a five-tier arrangement of the classification structure of Government Accounts. The major, minor and subheads prescribed for the classification of expenditure in the general accounts are not necessarily identical with the Grants sub-heads and other units of allotment which are adopted by the Finance Department for Demands for Grants; but in general a certain degree of correlation is maintained between the Demands for Grants and the Finance Accounts.

The major heads of accounts falling within the sectors for expenditure heads, generally correspond to functions of Government, while the minor heads, subordinate to them identify the programme undertaken to achieve the objective of the function represented by the major head. The schemes or activities included in the programme generally correspond to sub-heads below a minor head representing a programme. Detailed heads give the object classification.

3. *Codification*—The sectors are distinguished by Capital letters of the alphabet in separate series for (i) receipt major heads (revenue account), (ii) expenditure major heads (revenue account) and (iii) capital section, public debt, loans and advances and public account. The sub-sectors are distinguished by small letters of the alphabet.

Each major head is allotted a code number which consists of a three digit Arabic number code. The first digit indicates whether a particular major head pertains to the 'Revenue Receipts' section/ 'Revenue Expenditure' section/ Capital Receipt' section/ 'Capital Expenditure' section/ 'Public Debt' and Loans and Advances, etc.' section or to the 'Public Account'. The next two digits indicate the major heads. The digits indicating the major heads remain the same for the major head denoting the same function occurring in the several sections included in the Consolidated Fund.

Under this scheme of codification, the receipt major heads (revenue account) are assigned a block of consecutive serial numbers from 020 to 199, expenditure major heads (revenue account) from 211 to 399, expenditure major heads (capital account) from 411 to 599, major heads under 'Public Debt' from 601 to 610, and those under 'Loans and Advances', 'Inter-State Settlement' and 'Transfer to Contingency Fund' from 611 to 799. The code number 400 has been assigned for Capital receipt major head. The only major head 'Contingency Fund' in Part II—'Contingency Fund' has been assigned the code number 800. The major heads in the Public Account are assigned the code numbers from 801 to 899.

4. The transactions included in these accounts represent mainly the actual cash receipts and disbursements during the financial year April to March as distinguished from amounts due to or from Government during the same period. The cash basis system is, however, not entirely suitable for recording the transactions and presenting the true state of affairs of the Government commercial undertakings run on commercial principles. The detailed accounts of this class of undertakings are, therefore, maintained outside the regular accounts in proper commercial form and are subjected to test check by the Indian Audit and Accounts Department.

5. The figures of actuals shown in the accounts are net, after taking into account the recoveries, although the Demands presented to the Legislature and the Appropriation Accounts are for gross expenditure and exclude all credits and recoveries which are otherwise taken as reduction of expenditure.

PART I
SUMMARISED STATEMENTS

STATEMENT No. 1—SUMMARY OF TRANSACTIONS

Receipts	Actuals (In lakhs of rupees)		Disbursements	Actuals (In lakhs of rupees)	
	1981-82	1982-83		1981-82	1982-83
1	2	3	4	5	6
PART-I—CONSOLIDATED FUND					
(1)—REVENUE					
RECEIPT HEADS			EXPENDITURE HEADS		
(Revenue Account)			(Revenue Account)		
A—TAX REVENUE			A—GENERAL SERVICES		
<i>(a) Taxes on Income and Expenditure—</i>			<i>(a) Organs of State—</i>		
021—Taxes on Income other than Corporation Tax	38,02.72	42,31.33	211—Parliament/State/Union Territory Legislature	57.59	64.04
022—Taxes on Agricultural Income	0.34	0.32	212—President/Vice-President/Governor/Administrator of Union Territories	17.48	18.22
023—Hotel Receipts Tax	3.06	..	213—Council of Ministers.	39.93	41.25
			214—Administration of Justice.	3,56.74	4,32.56
			215—Elections	31.15	29.20
Total—(a)—Taxes on Income and Expenditure	38,06.12	42,31.65	Total—(a)—Organs of State	5,02.87	5,85.27
<i>(b) Taxes on Property and Capital transactions—</i>			<i>(b) Fiscal Services—</i>		
			<i>(ii) Collection of Taxes on property and Capital transactions—</i>		
029—Land Revenue	11,10.35	10,04.50	229—Land Revenue	19,16.79	21,38.87
030—Stamps and Registration Fees	9,27.53	10,78.56	230—Stamps and Registration	98.62	1,20.54
031—Estate Duty	—28.66	11.96			
Total—(b)—Taxes on Property and Capital transactions.	20,09.22	20,95.02	Total—(ii)—Collection of Taxes on Property and Capital transactions.	20,15.41	22,59.41
<i>(c) Taxes on Commodities and Services—</i>			<i>(iii) Collection of Taxes on Commodities and Services—</i>		
039—State Excise	11,02.09	13,06.73	239—State Excise	1,48.55	1,50.17
040—Sales Tax	94,28.76	1,02,05.35	240—Sales Tax	2,20.29	2,55.61

STATEMENT No. 1—Contd.

Receipts	Actuals		Disbursements	Actuals	
	(In lakhs of rupees)			(In lakhs of rupees)	
	1981-82	1982-83		1981-82	1982-83
1	2	3	4	5	6

RECEIPT HEADS

EXPENDITURE HEADS

(Revenue Account)—Contd.

(Revenue Account)—Contd.

041—Taxes on Vehicles	12,10.13	13,82.71	241—Taxes on Vehicles	77.56	93.59
042—Taxes on Goods and Passengers	1,29.26	1,73.37			
043—Taxes and Duties on Electricity	22,85.87	23,27.11			
045—Other Taxes and Duties on Commodities and Services	3,45.30	3,89.21	245—Other Taxes and Duties on Commodities and Services	14.54	16.61
Total—C—Taxes on Commodities and Services	1,45,01.41	1,57,84.48	Total—(iii)—Collection of Taxes on Commodities and Services	4,60.94	5,15.98
Total—A—Tax Revenue ..	2,03,16.75	2,21,11.15	(iv) Other Fiscal Services—		
			247—Other Fiscal Services	7.75	10.05
			Total—(iv)—Other Fiscal Services	7.75	10.05
			Total—(b)—Fiscal Services	24,84.10	27,85.44

B—NON-TAX REVENUE

(C) Interest Payments and Servicing of debt—

(a) Fiscal Services

047—Other Fiscal Services	16.04	..	248—Appropriation for reduction or avoidance of debt	7.24	7.24
---------------------------	-------	----	--	------	------

(b) Interest Receipts, Dividends and Profits

049—Interest Receipts ..	7,04.30	13,19.30	249—Interest Payments	66,89.32	79,60.91
050—Dividends and Profits	20.94	20.11			

Total—(b) Interest Receipts, Dividends and Profits	7,25.24	13,39.41	Total—(c) Interest Payments and Servicing of debt	66,96.56	79,68.15
--	---------	----------	---	----------	----------

STATEMENT No. 1—Contd.

Receipts	Actuals (In lakhs of rupees)		Disbursements	Actuals (In lakhs of rupees)	
	1981-82	1982-83		1981-82	1982-83
1	2	3	4	5	6
RECEIPT HEADS (Revenue Account)—contd.					
<i>(c) Other Non-Tax Revenue</i>			<i>(d) Administrative Services</i>		
<i>(i) General Services</i>					
051—Public Service Commission.	1.79	2.46	251—Public Service Commission.	9.38	11.48
			252—Secretariat—General Services.	3,73.98	4,65.25
			253—District Administration.	5,23.24	6,22.39
			254—Treasury and Accounts Administration.	1,74.42	2,06.09
055—Police	1,68.12	1,19.73	255—Police	28,00.91	33,13.73
056—Jails	7.42	6.98	256—Jails	2,58.89	2,94.44
058—Stationery and Printing	43.64	62.50	258—Stationery and Printing.	5,78.51	4,83.48
059—Public Works	1,90.84	2,46.51	259—Public Works	11,42.44	9,92.61
			260—Fire Protection and Control.	1,34.11	2,03.64
065—Other Administrative Services.	2,03.15	79.44	265—Other Administrative Services.	2,84.06	3,55.03
			Total—(d)—Administrative Services.	62,79.94	69,48.14
			<i>(e) Pensions and Miscellaneous General Services—</i>		
066—Contributions and recoveries towards Pension and other Retirement Benefits.	78.05	1,04.14	266—Pensions and other Retirement Benefits.	8,71.46	11,28.09
			267—Aid Materials and Equipments.	—1,04.58	51.79
068—Miscellaneous General Services.	1,19.34	66.36	268—Miscellaneous General Services.	13.77	4.48
			Total—(e)—Pensions and Miscellaneous General Services.	7,80.65	11,84.36
Total—(i)—General Services.	8,12.35	6,88.12	Total—(A)—General Services.	1,67,44.14	1,94,71.36

STATEMENT No. 1—contd.

Receipts	Actuals (In lakhs of rupees)		Disbursements	Actuals (In lakhs of rupees)	
	1981-82	1982-83		1981-82	1982-83
1	2	3	4	5	6
RECEIPT HEADS (Revenue Account)—contd.			EXPENDITURE HEADS (Revenue Account)—contd.		
			B—SOCIAL AND COMMUNITY SERVICES—		
			276—Secretariat—Social and Community Services.	1,48.62	1,78.71
(ii) Social and Community Services—					
077—Education	4,61.17	4,92.81	277—Education	1,14,94.35	1,37,77.68
078—Art and Culture	2.48	4.11	278—Art and Culture	82.74	1,18.57
080—Medical	1,49.04	1,55.72	280—Medical	29,19.95	35,55.55
081—Family Welfare	7.55	14.09	281—Family Welfare	8,23.97	13,07.30
082—Public Health, Sanita- tion and Water Supply	2,69.92	2,61.65	282—Public Health, Sani- tation and Water Supply	26,17.63	35,30.91
083—Housing	73.54	78.05	283—Housing	7,89.58	7,43.82
084—Urban Development	2.68	2.10	284—Urban Development	4,55.77	4,42.44
085—Information and Publicity	1.53	1.38	285—Information and Publicity	1,16.32	1,38.94
087—Labour and Employ- ment	9.06	15.33	287—Labour and Employment	2,50.24	3,00.85
088—Social Security and Welfare	44.68	63.36	288—Social Security and Welfare	33,16.65	43,43.14
			289—Relief on account of Natural Calamities	14,79.95	1,71,07.80
095—Other Social and Community Services	96.72	19.14	295—Other Social and Community Services	56.82	58.04
Total—(ii)—Social and Community Services	11,18.37	11,07.74	Total—B—Social and Community Services	2,45,52.59	4,56,03.75
			C—ECONOMIC SERVICES		
			(a) General Economic Services—		
			296—Secretariat Econo- mic Services	2,08.19	2,67.46
			297—Foreign Trade and Export Promotion	24.11	27.11
(iii) Economic Services					
098—Co-operation	76.80	85.33	298—Co-operation	11,20.79	11,86.77
104—Other General Econo- mic Services	1,89.78	79.43	304—Other General Eco- nomic Services	1,67.47	1,77.12
			Total—(a)—General Economic Services	15,20.56	16,58.46

STATEMENT No. 1—contd.

Receipts	Actuals (In lakhs of rupees)		Disbursements	Actuals (In lakhs of rupees)	
	1981-82	1982-83		1981-82	1982-83
1	2	3	4	5	6
RECEIPT HEADS			EXPENDITURE HEADS		
(Revenue Account)—contd.			(Revenue Account)—contd.		
			(b) Agriculture and Allied Services		
105—Agriculture	1,87.48	1,93.09	305—Agriculture	37,70.60	42,92.11
106—Minor Irrigation, Soil Conservation and Area Development	1,81.74	1,70.16	306—Minor Irrigation	9,93.34	10,96.58
			307—Soil and Water Conservation	3,85.10	4,85.46
			308—Area Development	2,20.88	2,34.54
109—Food	0.22	0.17	309—Food	1,24.64	1,05.34
110—Animal Husbandry	58.24	57.45	310—Animal Husbandry	9,18.79	11,81.07
111—Dairy Development			311—Dairy Development	3.33	9.75
112—Fisheries	32.60	29.41	312—Fisheries	3,45.47	3,28.84
113—Forest	46,62.31	47,31.77	313—Forest	9,56.72	11,10.01
114—Community Development	43.76	46.99	314—Community Development	27,77.87	29,14.25
			Total—(b)—Agriculture and Allied Services	1,02,96.74	1,17,57.95
			(c) Industry and Minerals		
120—Industries	7.23	1,31.59	320—Industries	72.20	80.31
121—Village and Small Industries	18.35	25.46	321—Village and Small Industries	5,12.69	5,98.64
128—Mines and Minerals	6,53.30	6,94.13	328—Mines and Minerals	1,63.19	1,87.84
			Total—(c)—Industry and Minerals	7,48.08	8,66.79
			(d) Water and Power Development		
131—Water and Power Development Services	0.35	..	331—Water and Power Development Services	1,36.20	1,38.38

STATEMENT No. 1—contd.

Receipts	Actuals (In lakhs of rupees)		Disbursements	Actuals (In lakhs of rupees)	
	1981-82	1982-83		1981-82	1982-83
	1	2		3	4

RECEIPT HEADS (Revenue Account)—contd.

EXPENDITURE HEADS (Revenue Account)—contd.

132—Multipurpose River Projects	79.26	1,17.98	332—Multipurpose River Projects.	2,36.04	2,02.43
133—Irrigation, Navigation, Drainage and Flood Control Projects.	3,28.15	2,98.94	333—Irrigation Navigation and Flood Control Projects.	10,59.40	5,31.72
134—Power Projects	0.04	9.96	334—Power Projects	63.13	6.06
			Total—(d)—Water and Power Development.	14,94.77	8,78.59

(e) Transport and Communications

135—Ports, Light Houses and Shipping.	0.02	0.01	335—Ports, Light Houses and Shipping.	7.89	7.02
136—Civil Aviation	9.18	0.79	336—Civil Aviation	18.03	60.81
137—Roads and Bridges	1,13.18	1,22.34	337—Roads and Bridges	15,31.69	16,97.57
138—Road and Water Transport Services.	2.34	2.63	338—Road and Water Transport Services.	12.86	12.64
139—Tourism	0.28	0.33	339—Tourism	26.62	33.96
Total—(iii)—Economic Services.	66,44.81	67,97.96	Total—(e)—Transport and Communications.	15,97.09	18,12.00
Total—(c)—Other Non-Tax Revenue.	85,75.53	85,93.82	Total—(c)—Economic Services.	1,56,57.24	1,69,73.79
Total—B—Non-Tax Revenue.	93,16.81	99,33.23			

C—GRANTS-IN-AID AND CONTRIBUTIONS—

D—GRANTS-IN-AID AND CONTRIBUTIONS—

160—Grants-in-aid from Central Government.	1,62,22.99	3,26,34.68			
163—States' share of Union Excise Duties.	1,42,97.00	1,54,82.65	363—Compensation and assignments to local bodies and Panchayati Raj Institutions.	4,02.07	4,10.97
Total—C—Grants-in-aid and Contributions.	3,05,19.99	4,81,17.33	Total—D—Grants-in-aid and Contributions.	4,02.07	4,10.97

STATEMENT No. 1—Contd.

Receipts	Actuals (In lakhs of rupees)		Disbursements	Actuals (In lakhs of rupees)		
	1981-82	1982-83		1981-82	1982-83	
	1	2		3	4	5
RECEIPT HEADS (Revenue Account)— <i>Concl'd.</i>				EXPENDITURE HEADS (Revenue Account)— <i>concl'd.</i>		
Total—Receipt Heads (Revenue Account)	6,01,53.55	8,01,61.71	Total—Expenditure Heads (Revenue Account)	5,73,56.04	8,24,59.87	
Revenue Deficit	..	22,98.16	Revenue Surplus	27,97.51	..	
(2) CAPITAL, PUBLIC DEBT, LOANS, ETC.						
			Expenditure Heads (Capital Account) (a)	1,67,74.28	1,82,36.94	
E—PUBLIC DEBT (b)			E—PUBLIC DEBT (b)			
603—Internal Debt of the State Government	2,83,48.57	3,50,73.91	603—Internal Debt of the State Government	2,52,94.10	3,22,86.62	
604—Loans and Advances from the Central Government	1,23,32.75	1,80,48.22	604—Loans and Advances from the Central Government	36,21.71	49,07.76	
Total—E—Public Debt	4,06,81.32	5,31,22.13	Total—E—Public Debt	2,89,15.81	3,71,94.38	
F—LOANS AND AD- VANCES (c)	25,38.31	23,80.29	F—LOANS AND AD- VANCES (c)	27,31.19	30,61.30	
			H—TRANSFER TO CONTINGENCY FUND—			
			769—Appropriation to Contingency Fund	..	90,00.00	
			Total—H—Transfer to Contingency Fund	..	90,00.00	
Total—Part—I—Con- solidated Fund	10,33,73.18	13,56,64.13	Total—Part—I—Con- solidated Fund	10,57,77.32	14,99,52.49	

(a) Figures for each major head are given in statement No. 2

(b) A more detailed account is given in statement Nos. 17 and 17-A

(c) Figures for each major head are given in statement No. 18

STATEMENT No. 1—Contd.

Receipts	Actuals (In lakhs of rupees)		Disbursements	Actuals (In lakhs of rupees)	
	1981-82	1982-83		1981-82	1982-83
	1	2		3	4
PART—II—CONTINGENCY FUND					
800—Contingency Fund	81.32	96,04.34 (a)	800—Contingency Fund	6,90.99	15,41.05 (b)
Total—Part—II—Contingency Fund	81.32	96,04.34	Total—Part—II—Contingency Fund	6,90.99	15,41.05
PART—III—PUBLIC ACCOUNT					
I—SMALL SAVINGS, PROVIDENT FUNDS, ETC. (c)			I—SMALL SAVINGS, PROVIDENT FUNDS, ETC. (c)		
(b) Provident Funds	41,59.72	55,83.81	(b) Provident Funds	23,74.21	28,94.77
Total—I—Small Savings, Provident Funds etc.	41,59.72	55,83.81	Total—I—Small Savings, Provident Funds, etc.	23,74.21	28,94.77
J—RESERVE FUNDS (d)			J—RESERVE FUNDS (d)		
(a) Reserve Funds bearing interest	—	—	(a) Reserve Funds bearing interest	—	—
(b) Reserve Funds not bearing interest	14,51.52	13,96.60	(b) Reserve Funds not bearing interest	7,56.80	13,37.95
Total—J—Reserve Funds	14,51.52	13,96.60	Total—J—Reserve Funds	7,56.80	13,37.95
K—DEPOSITS AND ADVANCES (d)			K—DEPOSITS AND ADVANCES (d)		
(a) Deposits bearing interest	(a) Deposits bearing interest
(b) Deposits not bearing interest	1,37,51.98	1,80,77.46	(b) Deposits not bearing interest	1,35,21.37	1,54,70.23
(c) Advances	10,04.89	13,16.32	(c) Advances	10,40.69	13,20.90
Total—K—Deposits and Advances	1,47,56.87	1,93,93.78	Total—K—Deposits and Advances	1,45,62.06	1,67,91.13

(a) Represents the expenditure met out of the advances from the Contingency Fund during 1981-82 and recouped to the Fund during 1982-83

(b) Represents the expenditure met out of advances from the Contingency Fund during 1982-83 but not recouped to the Fund till the close of the year. The details are given in Statement No. 16

(c) Figures for each major head are given in Statement No. 17

(d) Figures for each major head are given in Statement No. 16

STATEMENT No. 1—Concl'd.

Receipts	Actuals (In lakhs of rupees)		Disbursements	Actuals (In lakhs of rupees)	
	1981-82	1982-83		1981-82	1982-83
	1	2		3	4
L—SUSPENSE AND MISCELLANEOUS (d)			L—SUSPENSE AND MISCELLANEOUS (d)		
(b) Suspense	—26.12	21,57.69	(b) Suspense	2,29.63	22,69.82
(c) Other Accounts	1,15,55.70	1,88,51.98	(c) Other Accounts	1,00,94.30	2,11,11.08
(d) Accounts with Government of Foreign Countries	—0.03	0.03	(d) Accounts with Government of Foreign Countries	—0.03	0.04
(e) Miscellaneous	4,13.52	4,21.93	(e) Miscellaneous	0.85	..
Total—L—Suspense and Miscellaneous	1,19,43.07	2,14,31.63	Total—L—Suspense and Miscellaneous	1,03,24.75	2,33,80.94
M—REMITTANCES (a)			M—REMITTANCES (a)		
(a) Money orders, Remittances and adjustments between officers rendering accounts to the same Accountant-General, etc. and other Remittances	3,57,15.41	4,44,53.27	(a) Money orders, Remittances and adjustments between officers rendering accounts to the same Accountant General, etc. and other Remittances.	3,70,72.54	4,66,62.49
(b) Inter-Government Adjustment Accounts	14.99	9.97	(b) Inter-Government Adjustment Accounts	25.09	3.15
Total—M—Remittances	3,57,30.40	4,44,63.24	Total—M—Remittances	3,70,97.63	4,66,65.64
Total—Part—III—Public Account	6,80,41.58	9,22,69.06	Total—III—Public Account	6,51,15.45	9,10,70.43
Total Receipts	17,14,96.08	23,75,37.53	Total Disbursements	17,15,83.76	24,25,63.97
899—Cash balance (Opening)	—23,55.08	—24,42.76	899—Cash balance (Closing)	—24,42.76	—74,69.20 (b)
Grand Total	16,91,41.00	23,50,94.77	Grand Total	16,91,41.00	23,50,94.77

(a) Figures for each major head are given in Statement No. 16

(b) There was a difference of Rs. 1,75.46 lakhs between the figures reflected in the accounts (Rs. 75.66.59 lakhs) and that intimated by the Reserve Bank of India (Rs. 73,91.13 lakhs) relating to deposits with Reserve Bank included in the cash balance. After reconciliation and adjustment, this difference to the extent of Rs. 12.40 lakhs now remains to be reconciled (December 1983)

EXPLANATORY NOTES

Receipts from the Government of India—The revenue receipts of Rs. 801·62 crores include Rs. 523·61 crores received from Government of India as indicated below—

(In crores of rupees)

(i) Share of net proceeds of divisible Union Taxes—

(a) Taxes on Income other than Corporation Tax	42·31
(b) Estate Duty	0·12
(c) Union Excise Duties	1,54·83
Total—(i)	<u>1,97·26</u>

(ii) Grants under Article 275(1) of the Constitution	29·30
(iii) Grants in lieu of Tax on Railway Passengers fare	0·64
(iv) Grants for State Plan Schemes	54·96
(v) Other grants for different purposes and schemes	2,41·45
Total	<u>5,23·61</u>

2. *Taxation changes during the year*—Government anticipated at the budget stage an additional revenue of Rs. 16·69 crores by revision and rationalisation of various existing taxation measures. Against this Rs. 11·04 crores were stated to have been realised as indicated below—

Measures	Additional Revenue anticipated during 1982-83	Actuals
	(In crores of rupees)	
1. Enhanced Electricity duty on revised electricity tariff of the O. S. E. B.	3·30	2·83
2. Revision of Sales Tax	7·85	7·01
3. Revision of rates of royalty on minor forest produce, timber, etc.	2·60	..
4. Revision of Stamp Duty	1·60	0·25
5. Revision of Excise Duty	0·64	0·75
6. Levy of tax on carriage of goods	0·25	..
7. Revision of rates of mining royalty (Iron ore and Manganese)	0·25	..
8. Levy of Toll on new bridges	0·20	0·20
Total	16·69	11·04

Note—Measure contemplated at item 3 could not be implemented during the year. Measures contemplated at items 6 and 7 require Government of India's clearance to the necessary legislation or issue of notification. These could not be implemented as such clearance was not received.

3. *Revenue Receipts*—The increase of Rs. 2,00.08 crores in revenue receipts (from Rs. 6,01.54 crores in 1981-82 to Rs. 8,01.62 crores in 1982-83) was mainly under :—

Major Head of Account	Increase	Reasons
	(In crores of rupees)	
021—Taxes on Income other than Corporation Tax ..	4.29	Due to receipt of more share of net proceeds on Income Tax.
030—Stamps and Registration fees ..	1.51	Due to more receipts on sale of non-judicial stamps.
039—State Excise ..	2.05	Due to more receipt of taxes on country spirits and Foreign liquors and spirits.
040—Sales Tax ..	7.77	Due to more receipts under Sales Tax Act.
041—Taxes on Vehicles ..	1.72	Due to more receipts under the State Motor Vehicles Taxation Acts.
049—Interest Receipts ..	6.15	Due to more receipts of interest on miscellaneous loans and advances.
120—Industries ..	1.24	Due to more receipts of miscellaneous nature.
160—Grants-in-aid from Central Government ..	1,64.12	Due mainly to more grants received from the Government of India for implementing various developmental schemes
162—State share of Union Excise duties ..	11.86	Due to more receipts from share of net proceeds on Union Excise Duties.

4. *Expenditure on Revenue Account*:—The increase of Rs. 2,51.04 crores in the expenditure on revenue account (from Rs. 5,73.56 crores in 1981-82 to Rs. 8,24.60 crores in 1982-83) was mainly under—

Major head of account	Increase	Main reasons
	(In crores of rupees)	
229—Land Revenue ..	2.22	Due to more expenditure on Management of Government Estate
249—Interest Payments ..	12.72	Due to larger payment of interest on State provident fund, Ways and Means advances and interest on loans and advances from the Central Government for non-plan and State Plan schemes
255—Police ..	5.13	Due to more expenditure on special police, district police, village police
266—Pension and other Retirement Benefits ..	2.57	Due to more expenditure on payment of superannuation retirement allowances

Major Head of Account	Increase	Main Reasons
	(In crores of rupees)	
277—Education	22.84	Due to grant of more assistance to non-Government Primary and Secondary Schools and local bodies for primary education and more expenditure on Government Secondary Schools
280—Medical	6.35	Due to more expenditure on medical relief
281—Family Welfare	4.83	Due to more expenditure on Rural family welfare schemes, other services and payment of more compensations.
282—Public Health, Sanitation and Water supply	9.13	Due to more expenditure on rural water supply programme
288—Social Security and Welfare	10.26	Due to more expenditure on welfare of Scheduled Castes, Scheduled Tribes family and child welfare, implementation of various programmes under Tribal areas sub-Plan and payment of pensions under social security scheme
289—Relief on account of Natural Calamities	1,56.28	Due to more expenditure under Flood, Cyclone, loans for repair/reconstruction of damaged Irrigation works, Roads and buildings, office buildings and houses, grant of more assistance to local bodies and other non-Government Institutions and Payment of more gratuitous relief
305—Agriculture	5.21	Due to more expenditure on Direction and Administration and Multiplication and distribution of seeds
306—Minor Irrigation	1.04	Due to more expenditure on Lift Irrigation and other Minor Irrigation schemes
310—Animal Husbandry	2.62	Due to more expenditure on veterinary services and Animal Health and Cattle Development
313—Forest	1.53	Due to more expenditure on Direction and Administration
314—Community Development	1.36	Due to payment of more assistance to Panchayati Raj Institutions and more expenditure on roads
337—Roads and Bridges	1.66	Due to more expenditure on district and other roads

STATEMENT No. 2

CAPITAL OUTLAY—PROGRESSIVE CAPITAL OUTLAY TO END OF 1982-83

Sl. No.	Major Head of Account	Expenditure upto 1981-82	Expenditure during 1982-83	Total
1	2	3	4	5
		(In lakhs of rupees)		
1	459—Capital Outlay on Public Works	34,87.52	1,82.57	36,70.09
2	477—Capital Outlay on Education, Art and Culture	11,85.87	3,44.07	15,29.94
3	480—Capital Outlay on Medical	9,12.16	71.50	9,83.66
4	481—Capital Outlay on Family Welfare ..	13.02	..	13.02
5	482—Capital Outlay on Public Health, Sanitation and Water-Supply	17,82.57	2,57.15	20,39.72
6	483—Capital Outlay on Housing	49,20.18	3,60.29	52,80.47
7	484—Capital Outlay on Urban Development ..	1,22.60	17.95	1,40.55
8	485—Capital Outlay on Information and Publicity	15.60	—0.11	15.49
9	488—Capital Outlay on Social Security and Welfare	2,97.00	53.04	3,50.04
10	498—Capital Outlay on Co-operation ..	70,20.08	10,78.23	80,98.31
11	500—Investments in General Financial and Trading Institutions.	71.35	10.00	81.35
12	504—Capital Outlay on other General Economic Services.	65.84	6.61	72.45
13	505—Capital Outlay on Agriculture ..	4,70.87	—1,04.62	3,66.25
14	506—Capital Outlay on Minor Irrigation, Soil Conservation and Area Development.	1,04,12.71	13,02.44	1,17,15.15
15	509—Capital Outlay on Food ..	20,64.11	—5,25.89	15,38.22
16	510—Capital Outlay on Animal Husbandry ..	1,27.34	9.78	1,37.12
17	511—Capital Outlay on Dairy Development ..	11.50	..	11.50
18	512—Capital Outlay on Fisheries ..	1,21.22	10.01	1,31.23
19	513—Capital Outlay on Forests ..	14,40.03	3,97.72	18,37.75
20	514—Capital Outlay on Community Development ..	59.59	—0.32	59.27
21	515—Investments in Agricultural Financial Institutions	2,59.50	31.00	2,90.50
22	520—Capital Outlay on Industrial Research and Development.	32,67.38	4,09.83	36,77.21
23	521—Capital Outlay on Village and Small Industries	11,00.41	1,40.59	12,41.00
24	522—Capital Outlay on Machinery and Engineering Industries.	2,03.09	44.18	2,47.27

STATEMENT No. 2—Contd.

Sl. No.	Major Head of Account	Expenditure up to 1981-82	Expenditure during 1982-83	Total
1	2	3	4	6
			(In lakhs of rupees)	
25	523—Capital Outlay on Petroleum, Chemicals and Fertilisers Industries.	6.50	..	6.50
26	528—Capital Outlay on Mining and Metallurgical Industries.	10,06.32	1,00.00	11,06.32
27	530—Investments in Industrial Financial Institutions	4,80.00	2,15.00	6,95.00
28	531—Capital Outlay on Water and Power Development Services.	31.05	6.96	38.01
29	532—Capital Outlay on Multipurpose River Projects	4,16,31.07	77,78.98	4,94,10.05
30	533—Capital Outlay on Irrigation, Navigation, Drainage and Flood Control Projects.	2,91,44.07	43,12.85	3,34,56.92
31	534—Capital Outlay on Power Projects	5,94.37	..	5,94.37
32	535—Capital Outlay on Ports, Lighthouses and Shipping.	20,17.68	1,11.52	21,29.20
33	536—Capital Outlay on Civil Aviation, Aerodromes and Route Services.	1,28.00	35.19	1,63.19
34	537—Capital Outlay on Roads and Bridges	1,21,25.05	14,52.76	1,35,77.81
35	538—Capital Outlay on Road and Water Transport Services.	6,07.83	78.00	6,85.83
36	544—Capital Outlay on Other Transport and Communication Services.	1,65.54	49.66	2,15.20
	Total	12,73,69.02	1,82,36.94	14,56,05.96

Explanatory Notes

1. *Capital Outlay on Industrial and Economic Development*—The details of the Government investment in (i) Statutory Corporations, (ii) Government Companies, (iii) Joint Stock Companies and (iv) Co-operative Institutions are given in Statement No. 14.

Twenty-five companies, in which the Government had invested Rs. 51.20 lakhs are under liquidation (December 1983). Eleven other companies in which Government had invested Rs. 12.25 lakhs have been liquidated up to 1982-83. Some Co-operative Societies are under liquidation; complete information about the realisation or the write off of the Government investment in these companies/societies is awaited (December 1983).

In 1982-83 the Government invested Rs. 24,14.75 lakhs in the Statutory Corporations (Rs. 225 lakhs) Government Companies (Rs. 11,01.52 lakhs) and Co-operative Institutions (Rs. 10,88.23 lakhs); it includes Rs. 67.61 lakhs invested in debentures of Orissa State Co-operative Land Development Bank and excludes Rs. 1,09.47 lakhs realised during the year.

According to the information furnished by the Government total investment of the Government in the share capital and debentures of different concerns at the end of 1980-81, 1981-82 and 1982-83 were Rs. 1,44.62 crores, Rs. 1,60.89 crores and Rs. 1,87.27 crores respectively. The dividend and interest received therefrom was Rs. 42 lakhs (0.29 per cent), Rs. 20.93 lakhs (0.13 per cent) and Rs. 20 lakhs (0.11 per cent) respectively.

Further details are given in Appendix I

2. *Capital Outlay on Multipurpose River Schemes*—Of the Multipurpose River Schemes, the Hirakud Dam Project (Stages I and II) has been completed. The capital invested thereon up to 1982-83 (excluding indirect charges) was Rs. 69.77 crores.

The loss on its working during the year was Rs. 0.57 crore without providing for interest charges on capital outlay. The detailed account showing the financial results of this project and other irrigation works (Commercial) is given in Statement No. 3 (i).

3. *Capital Outlay on Electricity Schemes*—With the formation of the State Electricity Board from 1st March 1961, all completed transmission and distribution system and generation assets of the Hirakud system and Talcher Thermal System have been transferred to the State Electricity Board. The allocation of the capital outlay between the Orissa State Electricity Board and the Government has not been finalised. Capital expenditure of Rs. 65.50 crores was transferred to the Board in 1964-65 (Rs. 16.72 crores), 1966-67 (Rs. 0.73 crore), 1969-70 (17.24 crores) and 1970-71 (Rs. 30.81 crores) and has been treated as loan.

4. The *pro forma* accounts for 1982-83 for departmentally managed undertakings, the net expenditure on which is shown in the table below have not been prepared (December 1983). The preparation of *pro forma* accounts of some of the departmental undertakings has been delayed by four to twenty years. A summary of the financial results of the working of the departmentally managed Government undertakings is disclosed by the latest available *pro forma* accounts as given below:—

Undertaking	Major Head under which accounted for	Year of account	Capital employed	Profit (+) Loss (-)	Percentage of profit or loss in relation to capital employed
1	2	3	4	5	6
(In lakhs of rupees)					
1. Government Raniganj Pattern Tile Factory, Balasore.	321—Village and Small Industries/521—Capital Outlay on Village and Small Industries.	1977-78	0.45	—0.04	8.88
2. Government Tile Factory, Kendrapara.	321—Village and Small Industries/521—Capital Outlay on Village and Small Industries	1977-78	0.40	—0.04	10.00
3. Government Tile Factory, Panikoli.	321—Village and Small Industries/521—Capital Outlay on Village and Small Industries	1977-78	0.36	—0.04	11.10

Undertaking	Major Head under which accounted for	Year of account	Capital employed	Profit(+) Loss (-)	Percentage of profit or loss in relation to capital employed
1	2	3	4	5	6
(In lakhs of rupees)					
4. Government Shoe Factory, Cuttack.	121—Village and Small Industries for accountal of sale proceeds/321—Village and Small Industries for accountal of expenditure.	1976-77	12.00	-0.81	6.75
5. Production Centre for Development of Ceramics Industries, Cuttack.	121—Village and Small Industries for accountal of sale proceeds/321—Village and Small Industries for accountal of expenditure.	1977-78	2.61	-0.21	8.05
6. K. S. Potteries Development, Jharsuguda.	121—Village and Small Industries for accountal of Sale proceeds/321—Village and Small Industries for accountal of expenditure.	1978-79	13.59	1.20	8.83
7. Cold Storage Plant, Cuttack. (a)	305—Agriculture/ 505—Capital Outlay on Agriculture.	1975	22.94	-2.38	10.37
8. Cold Storage Plant, Sambalpur. (a)	305—Agriculture/ 505—Capital Outlay on Agriculture.	1970	3.96	-0.45	11.36
9. Cold Storage Plant, Bhubaneswar. (a)	305—Agriculture/ 505—Capital Outlay on Agriculture.	1970	25.73	-1.92	7.46
10. Cold Storage Plant, Similiguda.	305—Agriculture/ 505—Capital Outlay on Agriculture.	1972	5.75	-0.59	10.26
11. Cold Storage Plant, Bolangir.	305—Agriculture/ 505—Capital Outlay on Agriculture.	1975	12.98	-1.59	12.20

Undertaking	Major Head under which accounted for	Year of account	Capital employed	Profit (+) Loss (-)	Percentage of profit or loss in relation to capital employed
1	2	3	4	5	6
(In lakhs of rupees)					
12. Cold Storage Plant, Kuarmunda.	305—Agriculture/ 505—Capital Outlay on Agriculture.	1970	10.41	-1.95	18.73
13. State Transport Services	338—Road and Water Transport Services/ 538—Capital Outlay on Road and Water Transport Services.	1971-72	2,08.56	30.82	14.78
14. Grain purchase scheme	309—Food/509—Capital Outlay on food.	1975-76	12,29.10	2,34.10	19.10
15. Cloth and Yarn purchase scheme.	488—Capital Outlay on Social Security and Welfare.	1964-65	11.58	0.03	0.26
16. Scheme for Trading in Iron Ore from Paradeep Port.	528—Capital Outlay on Mining and Metallurgical Industries.	1966-67	26.08	3.94	15.13
17. Nationalisation of Kendu Leaves.	513—Capital Outlay on Forests.	1974-75	501.91	399.10	79.52

5. Capital expenditure amounting to Rs. 1,06.29 lakhs incurred out of advances from the Contingency Fund during 1981-82 under two capital major heads remaining outstanding to the end of the year was partly recouped during 1982-83. During 1982-83 Capital expenditure aggregating Rs. 5 lakhs met out of the fresh advances from the Fund under one capital major head of account remained unrecouped to the Fund till the close of the year.

The details of such advances recouped to the Fund during the year and those remaining unrecouped till the close of the year under capital major head ³⁰⁹ given in Statement No. 16.

STATEMENT No. 3 (i)—FINANCIAL RESULTS

Sl. No.	Name of the Project	Capital Outlay during 1982-83			Capital Outlay to end of 1982-83			Revenue Receipts during 1982-83		
		Direct	Indirect	Total	Direct	Indirect	Total	Direct	Indirect	Total
1	2	3	4	5	6	7	8	9	10	11
<i>A. Irrigation Works (Commercial)</i>		(In lakhs of rupees)			(In lakhs of rupees)			(In lakhs of rupees)		
1	Hirakud Dam Project ..	-7.40	..	-7.40	6,977.40	52.52	70,29.92	1,17.98	(a)	1,17.98
2	Delta Irrigation Project ..	4.77	0.34	5.11	7,102.37	62.60	7,164.97	41.04	(a)	41.04
3	Salandi Irrigation Project ..	0.22	0.05	0.07	1,639.44	14.22	16,53.66	0.94	(a)	0.94
4	Orissa Canal Project	2,76.18	0.44	2,76.62	2,00.80	(a)	2,00.80
5	Modernisation of Rushikulya System	4.24	0.04	4.28	1,52.22	3.97	1,56.19	1.46	(a)	1.46
6	Bahuda Irrigation Project	1,59.15	1.41	1,60.56	..	(a)	..
7	Budhabudhiani Irrigation Project	1,59.86	1.49	1,61.35	5.96	(a)	5.96
8	Salki Irrigation Project	2,31.46	1.94	2,33.40	1.55	(a)	1.55
9	Darjang Irrigation Project	4,96.52	4.55	5,01.06	0.28	(a)	0.28
10	Hiradharbati Irrigation Project	41.39	0.40	41.79	..	(a)	..
11	Dhanei Irrigation Project ..	0.52	..	0.52	1,69.08	1.72	1,70.80	..	(a)	..
12	Salia Irrigation Project	4,48.92	3.91	4,52.83	..	(a)	..
13	Baghua Irrigation Project ..	1.00	0.01	1.01	1,61.37	1.05	1,62.42	..	(a)	..
14	Ghodahada Irrigation Project ..	-4.39	-0.04	-4.43	3,47.72	3.20	3,50.92	..	(a)	..
15	Bhaskal Irrigation Project	1,35.08	1.35	1,36.43	..	(a)	..
16	Pitamahal Irrigation Project	2,51.86	2.78	2,54.64	..	(a)	..
17	Uttei Irrigation Project	2,06.04	1.86	2,07.90	0.86	(a)	0.86
18	Saipal Irrigation Project	2,11.26	2.16	2,13.42	..	(a)	..
19	Dahuka Irrigation Project	1,36.63	1.22	1,37.85	..	(a)	..
20	Ong Irrigation Project ..	1,30.36	0.89	1,31.25	9,56.19	7.04	9,63.23	0.47	(a)	0.47
21	Ramganadi Irrigation Project	79.25	0.68	79.93	..	(a)	..
22	Sunder Irrigation Project ..	45.00	0.39	45.39	5,12.79	4.74	5,17.53	..	(a)	..
23	Khudkei Irrigation Project ..	6.74	0.01	6.75	5,87.84	5.03	5,92.87	0.18	(a)	0.18
24	Dadarghati Irrigation Project	19.38	0.01	19.39	4,91.76	4.18	4,95.94	1.29	(a)	1.29
25	Dumerbhal Irrigation Project	25.03	0.03	25.06	3,14.48	2.64	3,17.12	1.06	(a)	1.06
26	Daha Irrigation Project ..	1,72.53	0.31	1,72.84	11,14.33	9.18	1,123.51	3.74	(a)	3.74
Total		3,97.80	2.04	3,99.84	2,33,60.59	1,96.27	2,35,56.86	3,77.61	(a)	3,77.61

(a) Information regarding indirect receipts and revenue figures

OF IRRIGATION WORKS

Revenue foregone or remission of revenue during 1982-83 (Col. 11 +12)	Total revenue during 1982-83 (Col. 11 +12)	Working expenses and maintenance charges during 1982-83			Net revenue including interest		Interest on direct capital outlay	Net profit or loss after meeting interest	
		Direct	Indirect	Total	Surplus of revenue (Col. 13) over expenditure (Col. 16) (+) or excess of expenditure (Col. 16) over revenue (Col.13) (-)	Rate percent on capital outlay to the end of 1982-83		Surplus of revenue over expenditure + or excess of expenditure over revenue(-)	Rate percent on capital outlay to end of the year 1982-83
12	13	14	15	16	17	18	19	20	21
(In lakhs of rupees)		(In lakhs of rupees)			(In lakhs of rupees)			(In lakhs of rupees)	
(a)	1,17.98	1,74.16	1.31	1,74.16	(-)37.47	(-)0.82	3,41.53	(-)3,99.02	(-)5.68
(a)	41.04	1,39.47	1.20	1,40.67	(-)99.63	(-)1.39	4,97.00	(-)5,96.63	(-)8.33
(a)	0.94	22.71	0.19	22.90	(-)21.96	(-)1.33	1,14.76	(-)1,36.72	(-)8.27
(a)	2,00.80	28.42	0.22	28.64	(+)1,72.16	(+)62.24	19.33	(+)1,52.83	(+)35.25
(a)	1.46	33.37	0.29	33.66	(-)32.20	(-)20.62	10.51	(-)42.71	(-)27.34
(a)	..	4.61	0.04	4.65	(-)4.65	(-)2.90	11.14	(-)15.79	(-)9.83
(a)	5.96	1.77	0.02	1.79	4.17	2.58	11.19	(-)7.02	(-)4.35
(a)	1.55	10.75	0.09	10.84	(-)9.29	(-)9.98	16.20	(-)25.49	(-)10.92
(a)	0.28	3.05	0.02	3.07	(-)2.79	(-)0.56	34.76	(-)37.55	(-)7.49
(a)	..	3.07	0.03	3.10	(-)3.10	(-)7.42	2.89	(-)5.99	(-)1.43
(a)	..	2.76	0.02	2.78	(-)2.78	(-)1.63	11.82	(-)14.60	(-)8.55
(a)	..	4.49	0.04	4.53	(-)4.53	(-)1.00	31.42	(-)35.95	(-)7.94
(a)	..	1.82	0.01	1.83	(-)1.83	(-)1.13	11.26	(-)13.09	(-)8.06
(a)	..	3.67	0.03	3.70	(-)3.70	(-)1.05	24.49	(-)28.19	(-)8.03
(a)	..	1.58	0.01	1.59	(-)1.59	(-)1.17	9.46	(-)11.05	(-)8.10
(a)	..	1.44	0.01	1.45	(-)1.45	(-)0.57	17.3	(-)19.08	(-)7.49
(a)	0.86	5.21	0.04	5.25	4.39	(-)2.11	14.42	(-)18.81	(-)9.05
(a)	..	1.60	0.01	1.61	(-)1.61	(-)0.75	14.79	(-)16.40	(-)7.68
(a)	..	1.70	0.01	1.71	(-)1.71	(-)1.24	9.56	(-)11.27	(-)8.18
(a)	0.47	(+)0.47	0.05	62.37	(-)61.90	(-)6.43
(a)	5.55	(-)5.55	(-)6.4
(a)	..	1.30	0.01	1.31	(-)1.31	(-)0.25	34.32	(-)35.63	(-)6.88
(a)	0.18	3.91	0.04	3.95	(-)3.77	(-)0.64	40.91	(-)44.68	(-)7.53
(a)	1.29	1.42	0.01	1.43	(-)0.14	(-)0.03	33.74	(-)33.88	(-)6.83
(a)	1.06	1.34	0.01	1.35	(-)0.29	(-)0.09	21.43	(-)21.43	(-)6.75
(a)	3.74	1.28	0.01	1.29	(+)2.45	(+)0.22	74.06	(-)71.61	(-)6.37
(a)	3,77.61	4,54.90	3.67	4,58.57	(-)80.96	(-)0.34	14,76.25	(-)15,57.25	(-)6.61

or remission of revenue during 1982-83 have not been received.

Explanatory Notes to Statement 3 (I)

Financial Results of Irrigation Works

1. Financial results of Minor Irrigation Schemes have not been shown in this Statement.

2. The Irrigation Projects which have been declared as commercial undertakings and in respect of which both revenue receipts and direct working expenses appeared in accounts are mentioned in this statement. Thirty-six other multipurpose, major and medium irrigation projects are under execution.

Of the twenty-six schemes shown in this statement, Orissa Canal Project, Ong Irrigation Project, Daha Irrigation Project and Budhabudhiani Irrigation Project could cover the working expenses. Whereas revenue receipts from the remaining schemes were not sufficient to meet the working expenses.

From the year 1979-80 onwards, the interest charges on the above mentioned commercial undertakings have not been adjusted in the accounts in accordance with the decision of the Government (November, 1978) to discontinue with effect from 1979-80. For evaluating the working results of such projects in a complete shape, the interest charges have been worked out notionally at the rate fixed for the year 1978-79 and exhibited in the statement. After meeting the working expenses and interest charges on capital outlay, the schemes exhibited a net loss totalling to Rs. 15,57.25 lakhs as against Rs. 14,84.30 lakhs in the year 1981-82. The net loss expressed as a percentage of capital outlay to end of 1982-83 is (—) 6.61 as against (—)7.09 to end of 1981-82.

3. *Non-assessment of betterment of levy and water charges*—Betterment charges have not been levied on lands irrigated by the canals of Irrigation schemes.

4. *Productive and Unproductive works*—Works in the Irrigation Department are classified as productive and unproductive according as the net revenue (Gross revenue less working expenses) derived from each work on the expiry of ten years from the closure of the construction estimate covers or does not cover the prescribed annual interest incharges on the capital invested.

The productivity test involves certain *pro forma* adjustments which do not appear in the regular Government accounts. If a work classed as productive fails to yield the prescribed return for three successive years, it is classed as "Unproductive". Similarly if a work classed as unproductive yields for 3 successive years, the prescribed return, it is transferred to "Productive" class. The prescribed rate was 4 per cent on power and 3 per cent on irrigation for Hirakud Dam Project, 4 per cent for Orissa Canals Project and Rushikulya System, 4.5 per cent for Salandi Irrigation Project and Medium Irrigation Projects, 3.75 for Delta Irrigation Project up to the 31st March 1983. The information regarding the revision of such rates, if any, is awaited from the Government.

Hirakud Dam Project, Stage I and II have been classified as productive from the year 1966-67. The other Major and Medium Irrigation Projects have been classed as "unproductive".

3 (ii) FINANCIAL RESULTS OF ELECTRICITY SCHEMES:—

1. *Machkund Hydro-Electric (Joint) Scheme*—The Government of Orissa had undertaken the Machkund Hydro-Electric (Joint) Scheme in 1944 jointly with the Government of Andhra Pradesh with equal rights. Subsequently it was decided that the Government of Orissa should transfer 20 per cent of its right to the Government of Andhra Pradesh for 99 years in lieu of which the latter should pay compensation to the former according to the terms and conditions agreed upon between the two Governments. During the construction period Orissa and Andhra Pradesh were to bear 30 per cent and 70 per cent, respectively of the capital expenditure. The capital invested by the

Government of Orissa to end of 1958-59 was Rs. 4,62.64 lakhs. Debits raised by the Government of Andhra Pradesh for Rs. 64.94 lakhs representing Orissa share (30 per cent) of the capital expenditure during 1959-60 to 1982-83 have not been accepted by the Government of Orissa.

With the formation of the Orissa State Electricity Board from the 1st March 1961, all the completed transmission and distribution systems and generating assets of Hirakud System and Talcher Thermal Scheme have been transferred to the Board. The Government have, however, retained the Machkund Hydro-Electric (Joint) Scheme under its control.

According to the decision of the Government, the management right of the Machkund Power House vested with Orissa State Electricity Board with effect from the 1st April 1979 without involving transfer of assets and liabilities. The operation and maintenance charges of the project incurred from the 1st April 1979 would be paid by the Orissa State Electricity Board. The actual receipts from miscellaneous revenue of Machkund Hydro-Electric (Joint) Scheme were Rs. 9.96 lakhs only during 1982-83.

The interest charges on capital provided by the Government for the scheme which work out notionally have not been adjusted in the accounts for the year 1982-83 in accordance with the decision of Government as indicated in paragraph 2 of explanatory note below statement 3 (i). The gross receipts from the schemes and working expenses exclusive of interest on capital to end of 1982-83 were Rs. 12,12.84 lakhs and Rs. 7,08.34 lakhs respectively.

2. *Balimela Dam and Power Project*—The Project was taken up by the Government of Orissa in the year 1961-62 jointly with the Government of Andhra Pradesh at an estimated cost of Rs. 24 crores (the latest revised cost of Project in September 1975 stands at Rs. 52.14 crores). While the expenditure on dam was to be shared by the two Governments, 50 per cent of the water of the reservoir was to be utilised by the Power Project (estimated cost of Rs. 21.39 crores revised to Rs. 37.80 crores in September 1975) in the Orissa side. Total expenditure on the Project as a whole at the end of 1982-83 as booked in accounts was Rs. 72.31 crores (Dam Project Rs. 35.40 crores and Power Project, Rs. 36.91 crores) as against Rs. 72.02 crores to end of the year 1981-82.

No revenue receipts on working expenses against Balimela Power Scheme appeared in the accounts for the year 1982-83 consequent on transfer of Balimela Power House to the control of the Orissa State Electricity Board with effect from the 1st April 1979. Though no revenue receipts were booked against the Dam Project during 1982-83, working expenses of Rs. 24.76 lakhs were booked against the schemes during the year.

The interest charges on the capital invested on the schemes have not been adjusted in accounts for the year 1982-83 consequent on decision of Government to discontinue maintenance of accounts separately for commercial and non-commercial schemes and consequently to discontinue adjustment of interest charges on the commercial schemes. However, the interest charges for 1982-83 on capital invested on 'Dam Project' and 'Power Scheme' arrived at notionally, worked out to Rs. 3,85.93 lakhs and Rs. 2,59.20 lakhs respectively.

STATEMENT No. 4—DEBT POSITION

(i) Statement of borrowings

Nature of Debt	Balance on 1st April 1982	Receipts during the year	Repayment during the year	Balance on 31st March 1983	Net Increase (+) Decrease (-)
1	2	3	4	5	6
(In crores of rupees)					
E—Public Debt—					
603—Internal Debt of the State Government	(a) 2,32.73	3,50.74	3,22.87	2,60.60	+27.87
604—Loans and Advances from the Central Government	9,50.64	1,80.48	49.08	10,82.04	+131.40
Total—Public Debt	11,83.37	5,31.22	3,71.95	13,42.64	+159.27
I—Small Savings, Provident Funds, etc.—					
(b) Provident Funds—					
805—State Provident Funds	1,29.18	55.83	28.94	1,56.07	+26.89
Grand Total	13,12.55	5,87.05	4,00.89	14,98.71	+186.16

No law under article 293 of the Constitution has been passed by the Legislature of the State laying down the limit within which Government may borrow on the Security of the Consolidated Fund of the State.

EXPLANATORY NOTES

1. *Public Debt*—The total Public Debt of the State Government increased by Rs. 1,59.27 crores during the year 1982-83 and stood at Rs. 13,42.64 crores at the close of the year.

Further details of the outstanding debt are given in Statement No. 17 and Annexure thereto.

2. *Internal Debt*—The internal debt of the State Government comprises (i) long-term loans raised from the open market, (ii) loans received from the autonomous bodies, (iii) Cash credit accommodation by the State Bank of India and (iv) Ways and Means Advances from the Reserve Bank of India to cover the gap in the States resources.

(i) *Open market loans*—These are long-term loans raised in the open market having a currency of more than twelve months. During the year, a loan of Rs. 29.69 crores bearing interest at 7.50 per cent was raised, of which Rs. 25.35 crores were realised in cash and Rs. 4.34 crores by conversion of 5.75 per cent Orissa Government Loan, 1982. The loan is redeemable at face value on the 14th July 1997. During the year Rs. 5.29 crores were repaid in discharge of expired loans of earlier years to the extent tendered for discharge.

Arrangement for amortisation—The Government has constituted a sinking fund comprising two components, viz., Sinking Fund (Depreciation) and Sinking Fund (Amortisation) for loans raised by it in the open market.

(a) *Sinking Fund (Depreciation)*—A sum equal to one and a half per cent of the total nominal amount of loans raised up to 1970-71 was set apart annually to form a depreciation fund for purchasing the securities of the loans for cancellation. No such provision was made in respect of loans

raised thereafter. From the accounts for the year 1979-80, Government has discontinued the procedure of appropriating from revenues towards Sinking Fund (Depreciation) on the advice of the Seventh Finance Commission and the Reserve Bank as it was not obligatory on the part of the Government to contribute to such fund from the revenues.

(b) *Sinking Fund (Amortisation)*—Annual contribution is made to this fund from revenues for amortisation of such loans at such rates as Government may decide from time to time. In addition to the contribution from the revenues, interest realised on investment of the fund balances together with gain on realisation of securities is also credited to this fund. The amortisation arrangements have, however, been dispensed with by Government from 1974-75 in respect of open market loans.

The balances in these funds so far as these relate to open market loans at the commencement and close of 1982-83 are given below :—

Name of the Fund	Balance on 1st April 1982	Additions during the year	Withdrawal during the year	Balance on 31st March 1983
1	2	3	4	5
(In crores of rupees)				
Sinking Fund (Depreciation)	0.82	..	0.82	..
Sinking Fund (Amortisation)	9.40	0.57	3.40	6.57
Total	10.22	0.57	4.22	6.57

Rupees 5.62 crores were invested in Government of India securities (Rs. 3.55 crores), securities of other States (Rs. 1.97 crores) and in debentures and bonds of Orissa State Co-operative Land Development Bank, Electricity Board of Orissa and Other States and Industrial Finance Corporation (Rs. 0.10 crore).

The annexure to Statement No. 19 shows further particulars of sinking fund and investment made out of the accumulation in these funds in respect of each loan.

(ii) *Loans received from autonomous bodies*—This category of borrowings includes loans obtained from Life Insurance Corporation of India, National Agricultural Credit Fund of the Reserve Bank of India, National Co-operative Development Corporation, Rural Electrification Corporation of India, General Insurance Corporation of India, Indian Rare Earth Limited, and Khadi and Village Industries Commission. During 1982-83, the Government received Rs. 9.69 crores from these bodies and paid Rs. 3.90 crores in repayment of the outstanding loans. Rupees 0.07 crore were appropriated from revenue to the Sinking Fund for amortisation of loans received from the Life Insurance Corporation of India.

(iii) *Cash credit accommodation from the State Bank of India*—The Government availed a loan of Rs. 3 crores towards cash credit accommodation from the State Bank of India, Bhubaneswar during the year for trading in food grains and the same was repaid during the year. Further a sum of Rs. 2 crores more out of the balance of cash credit accommodation received during the year 1980-81 was also repaid and after taking into account of this repayment, a balance of Rs. 20 crores was outstanding at the close of the year.

(iv) *Ways and Means Advance from Reserve Bank of India*—The shortfalls in the prescribed minimum cash balance of the State Government are made good by taking ways and means advance/overdrafts from the Reserve Bank of India. These are borrowings of purely temporary character being repayable within twelve months. The Government obtained Rs. 3,08.35 crores (Rs. 1,38.21 crores as overdrafts Rs. 1,70.14 crores as ways and means advance) during 1982-83 and repaid the entire amount during the year. Rupees 1,00.38 lakhs were paid as interest by Government during the year on these advances.

(v) *Loans from the Government of India*—Rupees 1,80.48 crores were received from the Government of India as loans during the year (outstanding balance on 1st April 1982 being Rs. 9,50.64 crores). The State Government repaid Rs. 49.07 crores during the year. Interest of Rs. 47.84 crores was also paid by Government on loans taken from the Government of India.

Rehabilitation Loans and Loans under National Loan Scholarship Scheme—

In case of certain categories of loans, such as loans for Rehabilitation of displaced persons, Repatriates, etc., Rehabilitation of Goldsmiths and National Loan Scholarship Scheme, the repayment by the State Government has been restricted to half of the principal of loan recovered from the beneficiaries of loans and the other half is retained by the State Government as grants from the Central Government. No repayment was made by Government during 1982-83. The State Government have, however, reduced their debt liability by Rs. 0.06 crore by remitting [the irrecoverable loan under Rehabilitation of displaced persons, Repatriates, etc.

4. *Small Savings, Provident Funds, etc.*—This comprises mainly the Provident Fund balances of the Government Servants.

(ii) *Other Obligations—*

In addition to the above, the balances at the credit of earmarked and other funds as also certain deposits, to the extent to which these have not been invested but are merged with the general cash balance of the Government also constitute the liability of the State Government. Such liability at the end of 1982-83 was Rs. 1,29.28 crores as given below ; further details are given in Statement Nos. 16 and 19.

Nature of obligation	Balance on 1st April 1982	Receipts during the year	Repayments during the year	Balance on 31st March 1983	Net increase(+) or decrease(—) during the year
1	2	3	4	5	6
(In crores of rupees)					
Interest bearing obligations such as depreciation reserve funds of commercial undertakings, etc.	4.85	4.85	..
Non-interest bearing obligations such as deposits of local funds, civil deposits and other earmarked funds.	97.11	1,94.74	1,68.08	1,23.77	+26.66
Total	1,01.96	1,94.74	1,68.08	1,28.62	+26.66

(iii) Service of Debt —

(a) Interest on debt and other obligations—

The outstanding gross debt and other obligations and the total amount of interest charges met from revenue during 1981-82 and 1982-83 are given below :—

	1981-82	1982-83	Net increase + decrease—
	(In crores of rupees)		
Outstanding gross debt and other obligations at the end of the year	14,14.50	16,27.34	+2,12.84
1. Interest paid by Government—			
(i) On Public Debt and Small Savings, Provident Fund, etc.	62.61	79.65	+17.04
(ii) On other obligations ..	4.28	0.03	—4.25
Total—(1) ..	66.89	79.68	+12.79
2. Deduct—			
(i) Interest received on loans and advances given by the Government	6.80	8.95	+2.15
(ii) Interest realised on investment of cash balances ..	0.20	0.90	+0.70
Total—(2) —	7.00	9.85	+2.85
3. Net amount of interest charges (1—2)	59.89	69.83	+9.94
Percentage of gross interest (1) to total revenue receipts	11.13	9.94	—1.19
Percentage of net interest (3) to total revenue receipts ..	9.95	8.71	—1.24

There were in addition, certain other receipts (Rs. 3.34 crores), Government also received during the year Rs. 0.20 crore as dividend on investment in commercial undertakings, etc. If these are also taken into account, the net burden of revenue will be Rs. 66.29 crores.

(b) Appropriation for reduction or avoidance of debt—

The amounts appropriated from revenue during 1981-82 and 1982-83 for reduction or avoidance of debt were as under :—

	1981-82	1982-83	Net increase + or decrease —
1	2	3	4
Contribution to Sinking Fund ..	0.07	0.07	..

STATEMENT No. 5—LOANS AND ADVANCES BY STATE GOVERNMENT

(i) Statement of Loans and Advances (a)

Category of Loans and Advances	Outstanding on 1st April 1982	Paid during the year	Repaid during the year	Outstanding on 31st March 1983	Net additions during the year
1	2	3	4	5	6
	(In crores of rupees)				
(i) Loans for Social and Community Services	27.64	2.02	0.71	28.95	1.31
(ii) Loans for Economic Services— General Economic Services ..	20.22	10.86	8.53	22.55	2.33
Agriculture and Allied Services ..	5.81 (b)	4.41	3.48	6.74	0.93
Industries and Minerals ..	22.09	2.24	2.41	21.92	-0.17
Water and Power Development ..	1,45.76	1.02	..	1,46.78	1.02
Transport and Communications ..	4.59	1.09	0.29	5.39	0.80
Total—(ii)—Loans for Economic Services.	1,98.47 (b)	19.62	14.71	2,03.38	4.91
(iii) Loans to Government Servants ..	8.43 (c)	4.63	4.01	9.05	0.62
(iv) Loans for Miscellaneous Services	1.78	4.35	4.37	1.76	-0.02
Total ..	2,36.32	30.62	23.80	2,43.14	6.82

Explanatory Notes

The loans for Water and Power Development (Rs. 1,46.78 crores) constitute largest single component (60.26 per cent) of the outstanding balance on 31st March 1983. The Orissa State Electricity Board was the recipient of these loans.

The outstanding balance includes Rs. 65.50 crores treated as loans in the form of assets transferred to the Orissa State Electricity Board on its formation on 1st. March 1961, Government stated (April 1981) that these asset loans were declared as irredeemable loans to the Board.

(a) A more detailed account is given in Statement No. 18

(b) Increased *pro forma* by Rs. 0.01 crore due to rounding

(c) Decreased *pro forma* by Rs. 0.01 crore due to rounding

(ii) Recoveries in arrears

(a) Complete information about arrears in recovery of loans and advances, the detailed accounts of which are maintained by the departmental officers has not been received. According to the information received so far (April 1984) from out of 19 departments, recovery of Rs. 2,00,62.38 lakhs (Principal Rs. 1,90,81.27 lakhs and interest Rs. 9,81.11 lakhs) was overdue on 31st March 1983 as shown below—

Description of Loans	Amount overdue	
	Principal	Interest
	(In lakhs of rupees)	
682—Loans for Public Health, Sanitation and Water Supply	46.92	48.84
683—Loans for Housing	2,14.04	4,32.68
688—Loans for Social Security and Welfare	1,04.00	83.03
698—Loans for Co-operation	1,49.51	1,01.61
712—Loans for Fisheries	6.84	35.67
713—Loans for Forest	0.10	..
714—Loans for Community Development	56.38	46.74
720—Loans for Industrial Research and Development	1,32.70	2.61
721—Loans for Village and Small Industries	1,47.56	1,31.36
734—Loans for Power Projects	1,82,22.02	96.71
767—Miscellaneous Loans	(a) 1.20	1.86
Total	1,90,81.27	981.11

The main categories of loans in respect of which the information about arrears in recovery has not been supplied by two departments are given below :—

Name of the Department	Nature of loans
1. Revenue	Loans for Agriculture
2. Co-operation	Loans for various Co-operative Societies and Institutions

(b) An amount of Rs. 1,15.35 lakhs (Principal Rs. 63.19 lakhs and interest Rs. 52.16 lakhs) was due for recovery at the end of 1982-83 in respect of loans and advances to municipalities, local bodies and Corporations and loans under State Aid to Industries Act, for which detailed accounts are maintained in Audit Office as shown below:—

Description of Loan	Amount due	
	Principal	Interest
	(In lakhs of rupees)	
684—Loans for Urban Development—		
Loans to Municipalities, Corporations, etc.	37.94	34.34
721—Loans for Village and Small Industries—		
Loans under State Aid to Industries Act	25.25	17.82
Total	63.19	52.16

(a) Correctness of the figures is under correspondence with the Government.

Yearwise analysis of overdue principal and interest of these loans and advances are given below:—

	Principal	Interest
	(In lakhs of rupees)	
1971-72 and earlier years	25.35	22.59
1972-73	12.83	12.91
1973-74	3.81	5.00
1974-75	0.67	1.00
1975-76	0.53	1.39
1976-77	0.48	1.39
1977-78	0.45	0.36
1978-79	0.41	0.28
1979-80	9.51	3.61
1980-81	4.76	0.61
1981-82	4.39	3.02
1982-83
Total	63.19	52.16

STATEMENT NO. 6

GUARANTEES GIVEN BY GOVERNMENT FOR REPAYMENT OF LOANS, ETC.,
RAISED BY STATUTORY CORPORATIONS, GOVERNMENT COMPANIES, JOINT
STOCK COMPANIES, LOCAL BODIES, OTHER INSTITUTIONS AND
PRIVATE PARTIES.

The guarantees given by the Government are shown below:—

	Maximum amount guaranteed	Sums guaranteed/outstanding on 31st March 1983	
		Principal	Interest/ Dividend
		(In lakhs of rupees)	
(a) Working capital raised by the Orissa State Financial Corporation and dividend thereon.	..	Information awaited	
(b) Loans, debentures, bonds, etc., raised by—			
(1) Statutory Corporations and Boards
(2) Government companies	3,25.87	2,23.53	6.18
(3) Joint Stock Companies
(4) Co-operative Banks and Societies	1,46,56.49	91,46.46	26.46
(5) Notified Area Councils
Municipalities and Improvement Trusts	2,76.52	2,13.78	—
(6) Private Parties	3.00	1.41	..
Total	1,52,61.88	95,84.18	32.64

No law under Article 293 of the Constitution has been passed by the State Legislature laying down the limits within which the Government may give guarantees on the security of the Consolidated Fund of the State.

The particulars of guarantees are given below:—

Public or other body for which guarantee has been given and brief nature of guarantee	Maximum amount guaranteed (principal only)	Sums guaranteed outstanding on 31st March, 1983	
		Principal	Interest/ Dividend
1	2	3	4
(In lakhs of rupees)			
1. Statutory corporations and Boards—			
(i) Guarantee for repayment of capital and payment of 3¼/4 per cent dividend thereon.
(ii) Guarantee for repayment of loan raised by issue of bonds and payment of interest thereon.
Total—Statutory Corporations and Boards

STATEMENT No. 6—Contd.

Public or other body for which guarantee has been given and brief nature of guarantee	Maximum amount guaranteed (Principal Only)	Sums guaranteed outstanding on 31st March, 1983	
		Principal	Interest/Dividend
1	2	3	4
(In lakhs of rupees)			
2. Government Companies(5)			
Guarantee for repayment of loans, cash credit, deferred credit availing bills discounting facility and payment of security deposit	3,25.87	2,23.53	6.18
3. Joint Stock Companies (—)			
Co-operative Banks and Societies			
(i) Co-operative Banks (3)			
Guarantee given to Reserve Bank of India for payment of medium and short-term loan and handloom loan obtained by Orissa State Co-operative Bank.	1,23,38.20	75,02.35	..
(ii) Guarantee given for repayment of principal and payment of interest on debentures floated by the Orissa State Co-operative Land Development Bank, Bhubaneswar. I
(iii) Warehousing and Marketing Co-operatives (29)			
Guarantee given for repayment of Principal and payment of interest on block capital loans obtained from Orissa State Financial Corporation, Orissa State Co-operative Bank and State Bank of India.	13,20.89	7,57.66	..
(iv) Co-operative Sugar Mills (2)			
Guarantee given for repayment of long term short term, and block capital loan and payment of interest thereon to National Coal Development Corporation of India and State Bank of India	3,30.71	2,74.93	..
(v) Co-operative Spinning Mills (2)			
Guarantee for repayment of Principal and payment of interest thereon by Orissa Weavers, Co-operative Spinning Mills, Bargarh and Kalinga Weavers, Co-operative Spinning Mills, Dhenkanal.	4,18.00	3,75.45	3.55
(vi) Industrial Co-operatives (19)			
Guarantee for repayment of cash credit and payment of Guarantee Commission.	39.68	29.96	22.91

STATEMENT No. 6—Contd.

Public or other body for which guarantee has been given and brief nature of the guarantee (1)	Maximum amount guaranteed (Principal only) (2)	Sums guaranteed outstanding on the 31st March, 1983	
		Principal (3)	Interest Dividend (4)
		(In lakhs of rupees)	
(vii) Fishermen's Co-operatives			
Guarantee given for repayment of loan and payment of interest thereon.
(viii) Other Co-operatives (54)			
Guarantee for repayment of loan and payment of interest thereon by the Co-operative Societies.	2,09.01	2,06.11	..
Total—Co-operative Banks and Societies	1,46,56.49	91,45.46	26.46
4. Notified Area Councils, Municipalities and Improvement Trusts (7).			
(i) Guarantee given for repayment of principal and payment of interest on loans obtained by Improvement Trusts for Housing Schemes.	2,76.52	2,13.78	..
(ii) Guarantee given for repayment of principal and payment of interest on loans obtained by Municipalities and Notified Area Councils for water supply and drainage schemes.
Total—Notified Area Councils, Municipalities and Improvement Trusts.	2,76.52	2,13.78	..
5. Private party (2)			
Guarantee given to Andhra Bank for repayment of loan and payment of interest thereon by Shri Chittaranjan Mohanty.	3.00	1.41	..
Grand Total	.. 1,52,61.88	95,84.18	32.64

In consideration of the guarantee given by the Government, the institutions, are, in some cases, required to pay guarantee commission at rates varying from 0.01 per cent to 1 per cent. Details of guarantee commission received are awaited from one department of Government (April 1984). In the following cases the guarantee commission was in arrears as on the 31st March, 1983.

STATEMENT No. 6—Concl'd.

	Rs.
Government Companies (3)	8,72,227
Municipalities (9)	1,43,544
Warehousing and Marketing Co-operatives (23)	2,86,585
Co-operative Sugar Mills (2)	3,54,112
Joint Stock Companies (5)	16,095
Improvement Trusts (2)	17,369
Notified Area Councils (6)	46,398
Industrial Co-operatives (37)	45,279
Spinning Mills (2)	47,500
Other Co-operatives (3)	9,814
Private Parties (2)	6,408
Co-operative Bank (1)	28,891
Total	18,74,222

Particulars of payments made by Government in discharge of guarantee liabilities on behalf of principal debtors as on the 31st March 1983 and then reported to have been recovered to the end of 1982-83 are given below:—

Principal debtor	Amount paid and year of payment	Amount recovered from principal debtor	Remarks
	(In lakhs of rupees)		
1. Joint Stock Companies (5)*	44.46	11.40	(a)
	(1969-70 to 1972-73)		
2. Co-operative Societies (40)*	25.82	1.51	(a)
	(1970-71 to 1979-80)		
3. Government Companies (7)*	6.93	..	(a)
	(1970-71 to 1974-75)		
4. Private Parties (2)*	2.78	0.52	(a)
Total	79.99	13.43	

(a) Action taken to realise the outstanding dues from the parties is yet to be intimated by the Government (April 1984).

(*) Figures in brackets indicate the number of institutions/parties.

STATEMENT No. 7—CASH BALANCES AND INVESTMENTS OF CASH BALANCES

	As on the 1st April 1982	As on the 31st March 1983
(a) General Cash Balance—	(In lakhs of rupees)	
1. Cash in Treasuries	75.12	97.89
2. Deposits with Reserve Bank	-25,19.88	-75,66.59 (a)
3. Remittances in transit—Local	2.00	-0.50
Total ..	<u>-24,42.76</u>	<u>-74,69.20</u>
4. Investments held in the Cash Balance Investment Account	5,63.99	27,93.37
Total—(a)	<u>-18,78.77</u>	<u>-46,75.83</u>
(b) Other Cash Balances and Investments—		
1. Cash with Departmental Officers (viz, Officers of Forest, Public Works Departments, etc.).	1,18.29	1,45.91
2. Permanent advances for Contingent expenditure with Departmental Officers.	6.98	9.09
3. Investments of earmarked funds	10,02.91	5,61.91
Total—(b) ..	<u>11,28.19</u>	<u>7,16.91</u>
Total—(a) and (b) ..	<u>-7,50.59</u>	<u>-39,58.92</u>

Explanatory Notes

1. The Cash balance represents the combined balances of the Consolidated Fund, Contingency Fund and Public Account. The balance against deposits with Reserve Bank shown in the Government accounts on the 31st March 1983 is the balance arrived at after taking into account the inter-government monetary transactions pertaining to 1982-83 advised to the Reserve Bank of India upto the 25th April 1983.

2. Under an agreement with the Reserve Bank of India, the State Government has to maintain with the Bank a minimum balance of Rs. 60 lakhs on all working days. The Bank informs the Government of its daily balance with the Bank at the close of each working day.

If the balance falls below the agreed minimum on any day, the deficiency is made good either by taking a ways and means advance from the Reserve Bank or by re-discounting the treasury bills. The Bank allows ordinary and special ways and means advances upto a limit mutually agreed upon between the Bank and the Government. The limit for ordinary ways and means advances had been fixed at Rs. 12 crores. The Bank has also agreed to give special (secured) ways and means advances upto Rs. 6 crores against pledge of Government securities. If even after the maximum advance is given, there is a shortfall in the minimum cash balance, the shortfall is left uncovered. Overdrafts are given by the Bank if the State has minus balance after availing of the maximum advance.

(a) There was a difference of Rs. 1,75.46 Lakhs between the figures reflected in the accounts (Rs. 75,66.59.) and that intimated by the Reserve Bank of India (Rs. 73,91.13.) relating to "Deposits with Reserve Bank" included in the Cash Balance. (position as on 31-3-83).

These advances carry interest at one per cent below the bank rate for the first 90 days, one per cent above the bank rate beyond 90 days and upto 180 days and two per cent above bank rate beyond 180 days. The Bank charges interest on the shortfall in the minimum balance at one per cent below the bank rate and on overdraft at the bank rate upto and including the seventh day and 3 per cent above the bank rate thereafter.

The extent to which the Government maintained the minimum balance with the Bank during 1982-83 is indicated below—

- | | |
|---|-----|
| 1. Number of days on which minimum balance was maintained without obtaining any advance. | 171 |
| 2. Number of days on which minimum balance was maintained by taking ordinary and special ways and means advances. | 194 |

3. The investments held in the cash balance investment account as on 31st March 1983 were for Rs. 27,93.37 lakhs; these were invested in Government of India securities and Treasury bills. The interest realised during the year on such investments was Rs. 89.55 lakhs which included Rs. 52.87 lakhs being interest on treasury bills of Rs. 1,77,28.14 lakhs rediscounted during 1982-83.

4. The investments from out of earmarked funds at the end of the year were for Rs. 5,61.91 lakhs details of which are given in the annexure to Statement No. 19. Interest realised during the year on these investments was Rs. 49.47 lakhs.

5. Details of investments in debentures of Statutory Corporations and Co-operative Institutions are given in Statement No. 14.

STATEMENT No. 8—SUMMARY OF BALANCES UNDER CONSOLIDATED FUND,
CONTINGENCY FUND AND PUBLIC ACCOUNT

The following is a summary of the balances on the 31st March 1983 :—

Debit Balances	Sector of the general account	Name of account	Credit balances
(1)	(2)	(3)	(4)
CONSOLIDATED FUND			
14,41,92,29,424	A to D and Part of L and H.	Government Account
..	E	Public Debt	.. 13,42,64,97,782
2,43,13,56,728	F	Loans and Advances
CONTINGENCY FUND			
—	—	Contingency Fund	.. 93,71,82,137
PUBLIC ACCOUNT			
—	I	Small Savings, Provident Funds, etc.	.. 1,56,07,50,993
—	J	Reserve Funds—	
		(i) Reserve Funds bearing interest	.. 4,84,82,795
		(ii) Reserve Funds not bearing interest—	
..	—	Gross balance	.. 19,91,58,825
5,61,91,110	—	Investments
..	K	Deposits and Advances—	
..	—	(i) Deposits bearing interest	— ..
	—	(ii) Deposits not bearing interest	.. 1,09,46,85,289
4,86,73,320	..	(iii) Advances
..	L	Suspense and Miscellaneous
27,93,36,552	..	(i) Investments
16,16,12,422	..	(ii) Other items
61,72,78,728	M	Remittances Cash balances
—74,69,20,463	N	(Closing)
17,26,67,57,821	—	Total	.. 17,26,67,57,821

EXPLANATORY NOTES

The significance of the term "the Government Account" is explained in the note '3' below. The other headings in the summary take into account the balances under all account heads in the Government books where the Government has a liability to repay the moneys received or has a claim to recover the amounts paid and also heads of account opened in the books for adjustment of remittance transactions. It must be understood that these balances cannot be regarded as a complete record of financial position of

the Government of Orissa as these do not take into account the physical assets of the State such as lands, buildings, communications, etc., nor any accrued dues or outstanding liabilities which are not brought to account under the cash basis of accounting followed by the Government.

2. A summary of the receipts, disbursements and balances under Debt, Contingency Fund and Public Account is given in Statement No. 16.

In a number of cases there are unreconciled differences in the closing balances as reported in Statement No. 16 and those shown in separate registers or other records maintained in the Accounts Office/Departmental Officers for the purpose. Steps are being taken to settle the discrepancies as soon as possible. In many cases, the full details and documents required for the purpose are awaited from Departmental/Treasury Officers ; some important cases are detailed in Appendix-II.

The balances are communicated to the Departmental Officers every year for acceptance thereof. In a large number of cases, such acceptances have not been received (March 1984). Some instances where the verification and acceptances of balances involving large amounts have been delayed are given in Appendix-III. In many cases, the delay extends over several years.

3. *Government Account*—Under the system of book-keeping followed in Government accounts, the amounts booked under revenue, capital and other transactions of Government, the balances of which are not carried forward from year to year, are closed to a single head called "Government Account". The balance under this head represents the cumulative result of all such transactions so that after adding thereto the balances under the heads of account relating to Public Debt, Loans and Advances, Small Savings, Provident Funds, etc., Reserve Funds, Deposits and Advances, Suspense and Miscellaneous (other than Miscellaneous Government Account). Remittances and Contingency Fund, the closing cash balance at the end of the year may be worked out and proved. The Government Account for 1982-83 given below will show how the net amount at the close of the year has been arrived at.


Debit Rs.	Details	Credit Rs.
11,50,79,12,013	A—Amount at the debit of the Government Account on the 1st April 1982	..
..	B—Receipt Heads (Revenue Account) ..	8,01,61,70,701
8,24,59,87,401	C—Expenditure Heads (Revenue Account)
1,82,36,93,545	D—Expenditure Heads (Capital Account)
85,78,07,166	E—Miscellaneous
..	F—Amount of debit of the Government Account on the 31st March 1983	14,41,92,29,424
22,43,54,00,125	Total ..	22,43,54,00,125

The following are the details of Rs. 85,78,07,166 shown against 'E'—'Miscellaneous' :

	Debit Rs.	Credit Rs.
769—Appropriation to Contingency Fund	.. 90,00,00,000	..
Ledger Balance Adjustment Account	4,21,92,834
Total	.. 90,00,00,000	4,21,92,834
Net debit	.. 85,78,07,166	..

PART II

DETAILED ACCOUNTS AND OTHER STATEMENTS
SECTION—A—REVENUE AND EXPENDITURE



STATEMENT No 9—STATEMENT OF REVENUE AND EXPENDITURE UNDER
DIFFERENT HEADS EXPRESSED AS A PERCENTAGE OF TOTAL REVENUE/
TOTAL EXPENDITURE

Heads	Amount (in lakhs of rupees)	Percentage to total revenue	Percentage of total expenditure
1	2	3	4
REVENUE			
A—TAX REVENUE			
(a) <i>Taxes on Income and Expenditure—</i>			
Taxes on Income other than Corporation tax	42,31.33	5.28	5.13
Taxes on Agricultural Income	0.32
(b) <i>Taxes on Property and Capital transactions—</i>			
Land Revenue	10,04.50	1.26	1.22
Stamps and Registration fees	10,78.56	1.34	1.31
Estate duty	11.96	0.02	0.01
(c) <i>Taxes on Commodities and Services—</i>			
State Excise	13,06.73	1.63	1.58
Sales Tax	1,02,05.35	12.73	12.38
Taxes on Vehicles	13,82.71	1.72	1.68
Taxes on goods and passengers	1,73.37	0.22	0.21
Taxes and duties on electricity	23,27.11	2.90	2.82
Other Taxes and duties on commodities and services	3,89.21	0.48	0.47
Total—A—Tax Revenue	<u>2,21,11.15</u>	<u>27.58</u>	<u>26.81</u>
B—NON-TAX REVENUE			
(a) <i>Interest Receipts, Dividends and Profits</i>	13,39.41	1.67	1.62
(b) <i>Administrative Services</i>	5,17.62	0.65	0.63
(c) <i>Pensions and Miscellaneous General Services</i>	1,70.50	0.21	0.21
(d) <i>Social and Community Services</i>	11,07.74	1.38	1.34
(e) <i>Economic Services—</i>			
General Economic Services	1,64.76	0.20	0.20
Agriculture and Allied Services	52,29.04	6.52	6.34
Industry and Minerals	8,51.18	1.06	1.03
Water and Power Development	4,26.88	0.53	0.53
Transport and Communications	1,26.10	0.16	0.15
Total— B—Non-Tax Revenue	<u>99,33.23</u>	<u>12.39</u>	<u>12.05</u>
C—GRANTS-IN-AID AND CONTRIBUTIONS	4,81,17.33	60.03	58.35
Grand Total—Revenue	<u>8,01,61.71</u>	<u>100.00</u>	<u>97.21</u>

STATEMENT No. 9—Concl'd.

Heads	Amount (in lakhs of rupees)	Percentage to total revenue	Percentage to total expenditure
1	2	3	4
EXPENDITURE			
<i>Fiscal Services—</i>			
(i) Collection of Taxes on Income and Expenditure
(ii) Collection of Taxes on Property and Capital Transactions—			
<i>Land Revenue</i>	21,38·87	2·67	2·60
<i>Stamps and Registration</i>	1,20·54	0·15	0·15
(iii) Collection of Taxes on Commodities and Services—			
<i>State Excise</i>	1,50·17	0·19	0·18
<i>Sales Tax</i>	2,55·61	0·32	0·31
<i>Taxes on vehicles</i>	93·59	0·12	0·11
<i>Other Taxes and duties on Commodities</i>	16·61	0·02	0·02
(iv) <i>Other Fiscal Services</i>	10·05	0·01	0·01
Total—Fiscal Services	27,85·44	3·48	3·38
<i>Interest payments and Servicing of Debt</i>	79,68·15	9·94	9·66
<i>Organs of State</i>	5,85·27	0·73	0·71
<i>Administrative Services</i>	69,48·14	8·67	8·42
<i>Pensions and Miscellaneous General Services</i>	11,84·36	1·48	1·44
SOCIAL AND COMMUNITY SERVICES	4,56,03·75	56·89	55·30
ECONOMIC SERVICES—			
(a) <i>General Economic Services</i>	16,58·46	2·07	2·01
(b) <i>Agriculture and Allied Services</i>	1,17,57·95	14·67	14·26
(c) <i>Industry and Minerals</i>	8,66·79	1·08	1·05
(d) <i>Water and Power Development</i>	8,78·59	1·10	1·07
(e) <i>Transport and Communications</i>	18,12·00	2·26	2·20
Total	1,69,73·79	21·18	20·59
GRANTS-IN-AID AND CONTRIBUTIONS—			
Grand Total—Expenditure	4,10·97	0·51	0·50
	8,24,59·87	1,02·88	1,00·00

STATEMENT No. 10—STATEMENT SHOWING THE DISTRIBUTION BETWEEN
CHARGED AND VOTED EXPENDITURE

	Actuals for 1982-83		
	Charged	Voted	Total
	Rs.	Rs.	Rs.
Expenditure Heads (Revenue Account) ..	89,37,47,194	7,35,22,40,207	8,24,59,87,401
Expenditure Heads (Capital Account) ..	1,03,84,170	1,81,33,09,375	1,82,36,93,545
Disbursement under Public Debt and Loans and Advances (a)	3,71,94,38,194	30,61,29,496	4,02,55,67,690
Transfer to Contingency Fund	90,00,00,000	90,00,00,000
Total ..	4,62,35,69,558	10,37,16,79,078	14,99,52,48,636

(a) The figure has been arrived at as follows :—

	Charged Expenditure	Voted Expenditure
<i>E—Public Debt</i>		
603—Internal Debt of the State Government ..	3,22,86,62,240	..
604—Loans and Advances from the Central Government.	49,07,75,954	..
<i>F—Loans and Advances</i>	30,61,29,496
Total ..	3,71,94,38,194	30,61,29,496

STATEMENT No. 11—DETAILED ACCOUNT OF REVENUE BY MINOR HEADS

Heads	Actuals for 1982-83
	Rs.
RECEIPT HEADS (Revenue Account)	
A—TAX REVENUE	
(a) Taxes on income and expenditure	
021—Taxes on Income other than Corporation Tax—	
Share of net proceeds assigned to States	42,31,33,917
	<hr/>
Total—021	42,31,33,917
	<hr/>
022—Taxes on Agricultural Income—	
Tax Collections	31,421
	<hr/>
Total—022	31,421
	<hr/>
Total—(a)—Taxes on income and expenditure	42,31,65,338
	<hr/>
(b) Taxes on Property and Capital Transactions	
029—Land Revenue—	
Land Revenue/Tax	33,86,115
Rates and Cesses on land	7,04,06,989
Sale proceeds on waste lands and redemption of land tax	64,971
Other Receipts	2,65,92,211
	<hr/>
Total—029	10,04,50,286
	<hr/>
030—Stamps and Registration Fees	
A—Stamps—Judicial—	
Court fees realised in stamps	1,21,02,161
Sale of stamps	1,98,179
Other receipts	2,02,175
	<hr/>
Total—A—Stamps—Judicial	1,25,02,515
	<hr/>

(The figures under this sector are net after taking into account refunds)

STATEMENT No. 11—Contd.

Heads	Actuals for 1982-83 Rs.
A—TAX REVENUE—contd.	
(b) Taxes on Property and Capital Transactions—concl'd.	
030—Stamps and Registration Fees—concl'd.	
<i>B—Stamps—Non-Judicial—</i>	
Sale of stamps	7,65,90,176
Duty on impressing of documents	7,41,757
Other receipts	4,31,065
Total—B—Stamps—Non-Judicial	.. 7,77,62,998
<i>C—Registration Fees—</i>	
Fees for registering documents	1,71,00,767
Other receipts	4,89,534
Total—C—Registration Fees	.. 1,75,90,301
Total—030	.. 10,78,55,814
031—Estate Duty—	
<i>A—Agricultural land—</i>	
Share of net proceeds assigned to State/Union Territory Governments	2,59,000
Total—A—Agricultural land	.. 2,59,000
<i>B—Property other than Agricultural land</i>	
Share of net proceeds assigned to States	9,37,000
Total—B—Property other than Agricultural land	.. 9,37,000
Total—031	.. 11,96,000
Total—(b)—Taxes on Property and Capital Transactions	.. 20,95,02,100
C—Taxes on Commodities and Services—	
039—State Excise—	
Country spirits	6,86,92,738
Country fermented liquors	9,45,995
Foreign liquors and spirits	3,61,26,830
Commercial and denatured spirits and medicated wines	5,17,363
Medicinal and toilet preparations containing alcohol, opium, etc.	9,27,826
Opium, hemp and other drugs	2,04,50,174
Fines and confiscations	82,123
Other receipts	29,29,900
Total—039	.. 13,06,72,949

STATEMENT No. 11—Contd.

Heads

Actuals for
1982-83

Rs.

A—TAX REVENUE—concl'd.**(c)—Taxes on Commodities and Services—concl'd.****040—Sales Tax—**

Receipts under the Central Sales Tax Act 23,35,10,706

Receipts under the State Sales Tax Acts 78,70,24,120

Total—040 .. 1,02,05,34,826

041—Taxes on Vehicles—

Receipts under the Indian Motor Vehicles Act 2,37,46,115

Receipts under the State Motor Vehicles Taxation Acts 11,45,24,978

Total—041 .. 13,82,71,093

042—Taxes on Goods and Passengers—

Tax collections 1,73,37,151

Total—042 .. 1,73,37,151

043—Taxes and Duties on Electricity—

Taxes on consumption and sale of Electricity 23,16,13,904

Fees under the Indian Electricity Rules 8,90,077

Fees for the electrical inspection of cinemas 2,06,514

Total—043 .. 23,27,10,495

045—Other Taxes and Duties on Commodities and Services—

Entertainment Tax 3,89,21,442

Total—045 .. 3,89,21,442

Total—(c)—Taxes on Commodities and Services 1,57,84,47,956

TOTAL—A—TAX REVENUE .. 2,21,11,15,394

STATEMENT No. 11—Contd.

Heads	Actuals for 1982-83
B—NON-TAX REVENUE—	Rs.
(b) Interest Receipts, Dividends and Profits—	
049—Interest Receipts—	
D—Interest receipts of State/Union Territory Governments—	
Interest from Public Sector and other Undertakings	5,72,84,995
Interest from Local Bodies	34,377
Interest from Co-operative Societies	72,53,654
Interest from cultivators	9,16,061
Interest realised on investment of cash balances	89,55,290
Other receipts	5,74,89,736
Deduct—Refunds	—4,400
Total—049	.. 13,19,29,713
050—Dividends and Profits—	
Dividends from Public Undertakings	40,000
Dividends from other investments	19,70,601
Total—050	.. 20,10,601
Total—(b) Interest Receipts, Dividends and Profits	.. 13,39,40,314
(c) Other Non-Tax Revenue—	
(i) General Services—	
051—Public Service Commission—	
State Public Service Commission	2,45,991
Total—051	.. 2,45,991
055—Police	
Police supplied to other Governments	68,66,670
Police supplied to other parties	31,56,865
Fees, Fines and Forfeitures	94,257
Other receipts	18,55,524
Deduct—Refunds	—437
Total—055	.. 1,19,72,879

STATEMENT No. 11—Contd.

Heads

Actuals for
1982-83

Rs.

B—NON-TAX REVENUE—Contd.**(c) Other Non-Tax Revenue—contd.****(i) General Services—contd.**

056—Jails—

Sale of Jail manufactures	6,60,891
Other receipts	37,355
Total—056	6,98,246

058—Stationery and Printing—

Stationery receipts	20,63,720
Sale of gazettes, etc.	1,65,103
Other Press receipts	36,16,986
Other receipts	4,03,783
Total—058	62,49,592

059—Public Works—

Rents	8,805
Hire charges of machinery and equipment	1,16,94,531
Other receipts	1,29,47,391
Total—059	2,46,50,727

065—Other Administrative Services—

A—Administration of Justice—

Services and Service fees	86,612
Fines and Forfeitures	9,27,317
Other receipts	29,42,872
<i>Deduct—Refunds</i>	<i>—2,42,343</i>
Total—A—Administration of Justice	37,14,458

STATEMENT No. 11—Contd.

Heads	Actuals for 1982-83 Rs.
B—NON-TAX REVENUE—Contd.	
(e) Other Non-Tax Revenue—Contd.	
(i) General Services—Contd.	
B—Elections—	
Other receipts	1,27,827
Total—B—Elections	<u>1,27,827</u>
C—Other Services—	
Receipts from the Central Government for administration of Central Acts and Regulations	1,73,882
Civil Defence	1,98,152
Receipts from Guest houses, Government hostels, etc.	7,48,965
Other receipts	29,80,508
Total—C—Other Services	<u>41,01,507</u>
Total—065	<u>79,43,792</u>
066—Contribution and recoveries towards Pension and other Retirement benefits—	
Subscriptions and contributions	34,57,136
Other receipts	69,56,997
Total—066	<u>1,04,14,133</u>
068—Miscellaneous General Services—	
Unclaimed deposits	39,37,136
Guarantee fees	19,83,827
Other receipts	52,40,891
Deduct—Refunds	(—)45,25,552
Total—068	<u>66,36,302</u>
Total—(i)—General Services	<u>6,88,11,662</u>
(ii) Social and Community Services—	
077—Education—	
B—Secondary Education—	
Tuition and other fees	60,09,074
Text-Book Receipts	1,50,89,842
Total—B—Secondary Education	<u>2,10,98,916</u>

STATEMENT No. 11—Contd.

Hoads

Actuals for
1982-83

Rs.

B—NON-TAX REVENUE—Contd.

(c) Other Non-Tax Revenue—Contd.

(ii) Social and Community Services—Contd.

077—Education—concl'd.

C—Special Education

Tuition and other fees

53,406

Total—C—Special Education

53,406

E—University and other Higher Education—

Tuition and other fees—

Government colleges

64,33,561

Total—E—University and other Higher Education

64,33,561

F—Technical Education—

Other receipts

1,60,29,426

Total—F—Technical Education

1,60,29,426

G—General—

Other receipts

57,54,238

Deduct—Refunds

— 88,302

Total—G—General

56,65,936

Total—077

4,92,81,245

078—Art and Culture—

Archives and Museums

26,323

Other receipts

3,84,798

Total—078

4,11,121

080—Medical—

A—Allopathy

Tuition and other fees for medical education

4,40,000

Receipts from patients for hospital and dispensary services

4,90,000

Receipts from Employees' State Insurance Scheme

1,31,04,000

Other receipts

14,85,649

Total—A—Allopathy

1,55,19,649

STATEMENT No. 11—Contd.

Heads	Actuals for 1982-83
	Rs.
B—NON-TAX REVENUE—Contd.	
(c) Other Non-Tax Revenue—Contd.	
(ii) Social and Community Services—Contd.	
080—Medical—concl'd.	
B—Other Systems of Medicine—	
Ayurvedic	29,819
Homoeopathy	22,662
	<hr/>
Total—B—Other systems of medicine	52,481
	<hr/>
	Total—080
	1,55,72,130
	<hr/>
081—Family Welfare—	
Other receipts	14,09,270
	<hr/>
	Total—081
	14,09,270
	<hr/>
082—Public Health, Sanitation and Water-Supply—	
Receipts from Urban Water-Supply Schemes	4,34,178
Receipts from Public Health Laboratories	5 000
Fees, fines, etc.	2,80,886
Other receipts	2,54,44,260
	<hr/>
	Total—082
	2,61,64,324
	<hr/>
083—Housing—	
Receipts from Government Residential Buildings	78,05,333
Deduct—Refunds	(—)190
	<hr/>
	Total—083
	78,05,143
	<hr/>
084—Urban Development—	
Other receipts	2,10,101
	<hr/>
	Total—084
	2,10,101
	<hr/>

STATEMENT No. 11—Contd.

Heads	Actuals for 1982-83
B—NON-TAX REVENUE—Contd.	
<i>(c) Other Non-Tax Revenue—Contd.</i>	
<i>(ii) Social and Community Services—Concl'd.</i>	
085—Information and Publicity—	
Receipts from advertising and visual publicity	2,925
Other receipts	1,35,409
Total—085	1,38,334
087—Labour and Employment—	
Receipts under labour laws	1,20,846
Fees for registration of Trade Unions	92,038
Fees for inspection of Steam Boilers	2,21,869
Fees realised under Factory Act	8,19,493
Other receipts	2,19,658
Deduct—Refunds	— 13,165
Total—087	15,32,739
088—Social Security and Welfare—	
Civil Supplies	2,65,855
Relief and rehabilitation of displaced persons and repatriates.	6,13,489
Receipts from schemes for Welfare of Scheduled Castes, Scheduled Tribes and Other Backward Classes.	11,84,339
Other receipts	43,19,841
Deduct—Refunds	— 47,937
Total—088	63,35,587
095—Other Social and Community Services—	
Other receipts	19,14,418
Total—095	19,14,418
Total—(ii)—Social and Community Services	11,07,74,412

STATEMENT No. 11—Contd.

Heads	Actuals for 1982-83
	Rs.
B—NON-TAX REVENUE—Contd.	
(c) Other Non-Tax Revenue—Contd.	
(iii) Economic Services—	
098—Co-operation—	
Audit Fees	15,52,509
Other receipts	69,80,480
Total—098	85,32,989
104—Other General Economic Services—	
Regulation of other business undertakings	37,628
Fees for stamping weights and measures	7,84,834
Other receipts	71,20,332
Total—104	79,42,794
105—Agriculture—	
Sale, hire and services of agricultural implements and machinery including tractors	10,72,217
Receipts from agricultural farms	1,01,59,827
Receipts from commercial Crops	50,832
Receipts from horticulture	45,05,000
Other services and service fees	73,325
Grant from Indian Council of Agricultural Research	1,17,200
Other receipts	33,30,685
Total—105	1,93,09,086
106—Minor Irrigation, Soil Conservation and Area Development—	
Receipts from Lift Irrigation Schemes	57,80,653
Receipts from other Minor Irrigation Works	18,15,893
Receipts from Soil Conservation Schemes	94,09,381
Other receipts	10,998
Total—106	1,70,15,035

STATEMENT No. 11—Contd.

Heads

Actuals for
1982-83

Rs.

B—NON-TAX REVENUE—Contd.**(c) Other Non-Tax Revenue—Contd.****(iii) Economic Services—Contd.****109—Food—**

Other receipts

16,569

Total—109

16,569**110—Animal Husbandry—**

Services and service fees

11,107

Receipts from cattle development

23,07,867

Receipts from Poultry development

12,57,300

Receipts from other live-stock development

36,053

Receipts from fodder and feed development

2,07,349

Grant from Indian Council of Agricultural Research

30,241

Receipts from Sheep and Wool development

38,632

Receipts from Piggery development

21,271

Other receipts

18,34,436

Total—110

57,45,256**112—Fisheries—**

Sale of fish, fish seeds, etc.

19,74,675

Services and service fees

6,72,894

Other receipts

2,93,475

Total—112

29,41,044**113—Forest—**

Sale of timber and other forest produce

45,51,45,405

Other receipts

1,80,88,030

Deduct—Refunds

—56,183

Total—113

47,31,77,252**114—Community Development—**

Other receipts—

46,98,736

Total—114

46,98,736

STATEMENT No. 11—Contd.

Heads	Actuals for 1982-83
	Rs.
B—NON-TAX REVENUE—contd.	
(c) Other Non-Tax Revenue—contd.	
(iii) Economic Services—contd.	
120—Industries—	
A—General	
Licence Fees	25
Other receipts	1,31,59,287
Total—120	<u>1,31,59,312</u>
121—Village and Small Industries—	
Industrial Estates	7,56,446
Handloom Industries	7,213
Handicrafts Industries	1,48,068
Sericulture Industries	2,83,430
Government Pottery Centre, Jharasuguda	4,57,011
Other receipts	8,93,693
Total—121	<u>25,45,861</u>
128—Mines and Minerals—	
Mines Department	6,855
Mineral Concession Fees, rents and royalties	6,86,41,855
Other receipts	7,63,901
Total—128	<u>6,94,12,611</u>
131—Water and Power Development Services—	
Other receipts	452
Total—131	<u>452</u>
132—Multipurpose River Projects—	
Hirakud Dam Project—Stage-I	
Irrigation Scheme	1,17,97,958
Total—132	<u>1,17,97,958</u>

STATEMENT No. 11—Contd.

Actuals for
1982-83

Heads

Rs.

B—NON-TAX REVENUE—Contd.**(c) Other Non-Tax Revenue—Contd.****(iii) Economic Services—Contd.****133—Irrigation, Navigation, Drainage and Flood Control Projects—****A—Irrigation Projects—Commercial—**

Orissa Canals

2,00,79,859

Rushikulya System

1,46,156

Salandi Irrigation Project

93,724

Anandpur Barrage Project

88,404

Delta Irrigation Project

41,04,066

Medium Irrigation Projects

22,69,800

Total—A—Irrigation Projects**2,67,82,009****D—Navigation Projects—Non-Commercial—**

Orissa Coast Canals

33,046

Total—D—Navigation Projects—Non-Commercial**33,046****G—Flood Control and Anti-Sea Erosion Projects—**

Canal embankments

17,16,013

Other receipts

13,63,247

Total—G—Flood Control and Anti-Sea Erosion Projects**30,79,260****Total—133****2,98,94,315****134—Power Projects—****A—Hydro Electric Schemes—**

Machkund Hydro Electric (Joint) Scheme

9,87,230

Other receipts

9,013

Total—134**9,96,243****135—Ports, Light houses and Shipping—****A—Ports and Pilotage—**

Other receipts

1,100

Total—135**1,100**

STATEMENT No. 11—Contd.

Heads	Actuals for 1982-83
	Rs.
B—NON-TAX REVENUE—Concl'd.	
<i>(c) Other Non-Tax Revenue—Concl'd.</i>	
<i>(iii) Economic Services—Concl'd.</i>	
136—Civil Aviation—	
Other receipts	79,203
	<hr/>
Total—136	79,203
	<hr/>
137—Roads and Bridges—	
Tolls on roads	38,11,991
Other receipts	84,21,579
	<hr/>
Total—137	1,22,33,570
	<hr/>
138—Road and Water Transport Services—	
Water Transport Services	2,51,348
Road Transport Services	2,663
Other receipts	8,690
	<hr/>
Total—138	2,62,701
	<hr/>
139—Tourism—	
Other receipts	32,569
	<hr/>
Total—139	32,569
	<hr/>
Total—(iii)—Economic Services	67,97,95,636
	<hr/>
Total—(c)—Other Non-Tax Revenue	85,93,81,730
	<hr/>
Total—B—Non-Tax Revenue	99,33,22,044
	<hr/>

STATEMENT No. 11—Contd.

Heads	Actuals for 1982-83 Rs.
C—GRANTS-IN-AID AND CONTRIBUTIONS—	
(60—Grant-in-aid from Central Government—	
<i>A—Non-Plan Grants—</i>	
Grants under provision to Article 275 (1) of the Constitution	19,16,00,000
Grants in lieu of tax on Railway Passenger fare	63,78,000
Net Interest liability on account of fresh borrowing	42,00,00,000
Police—	
Modernisation of Police force	23,48,000
Administration	5,30,79,000
Other grants	17,80,035
Jails—	
Judicial Administration	91,49,000
Revenue and Tribal Administration	2,13,63,000
Other Administrative Services—	
Payment to States/Union Territories for administration of Central Acts and Regulations	20,700
Sports and Youth Welfare—	
Youth Welfare Schemes	12,38,333
General	1,20,000
Promotion of Art and Culture	2,89,871
Social Security and Welfare—	
Relief and rehabilitation of displaced persons and repatriates—	
Other rehabilitation Schemes	8,34,633
Other Grants (Prohibition)	—17,00,000
Relief on account of natural calamities	1,21,58,15,000
Co-operation—	
Credit Co-operatives	21,510
Community Development—	
Village and Small Industries—	
Handloom Industries	3,83,39,949
Civil Aviation—	
Training and Education	55,338
Total—A—Non-Plan Grants	<u>1,96,07,32,369</u>

STATEMENT No. 11—Contd.

Heads	Actuals for 1982-83 Rs.
B—Grants for State/Union Territory Plan Schemes—	
Grants under provision to Article 275 (1) of the Constitution	10,13,92,000
Block Grants	46,91,27,800
Grants as advance plan assistance for relief on account of natural calamities.	8,05,27,000
Total—B—Grants for State/Union Territory Plan Schemes	65,10,46,800
C—GRANTS-IN-AID AND CONTRIBUTIONS—Contd.	
I60—Grants-in-aid from Central Government—Contd	
C—Grants for Central Plan Schemes—	
Education—	
Sports and Youth Welfare—	
Youth Welfare Schemes	4,93,861
Sports and games	3,98,425
General—	
Other grants	89,82,700
Special Education	
Adult Education	58,030
Sanskrit Education	94,974
Technical Education—	
Polytechnics	4,00,000
Scientific Services and Research—	
Other Scientific services—	
Other Services	68,188
Medical—	
A—Allopathy	50,000
Public Health and Sanitation—	
Prevention and Control of diseases	2,80,000
Social Security and Welfare—	
Relief and rehabilitation of displaced persons and repatriates—	
Other rehabilitation Schemes	7,11,06,731

STATEMENT No. 11—Contd.

Heads	Actuals for 1982-83 Rs.
C—GRANTS-IN-AID AND CONTRIBUTIONS—Contd.	
160—Grants-in-aid from Central Government—Contd.	
C—Grants for Central Plan Schemes—	
Welfare of Scheduled Castes, Scheduled Tribes, and Other Backward Classes—	
Welfare of Scheduled Castes	2,42,21,000
Welfare of Scheduled Tribes	2,39,91,000
Social Welfare—	
Family and Child Welfare	1,64,76,577
Secretariat Economic Services	
Planning Commission/Planning Board—	
Other grants	9,09,000
Other General Economic Services—	
Economic advice and Statistics	1,93,314
Agriculture—	
Land Reforms	
Scheme for small and marginal farmers and agriculture labour	41,61,000
Manures and fertilisers	14,88,000
Drought Prone Area Programme	1,64,25,500
Agriculture Economics and Statistics	16,21,250
Agriculture marketing and quality control	6,50,000
Horticulture	96,05,498
Other grants	4,613
Minor Irrigation—	
Other grants	25,000
Area Development—	
Command Area Development	1,25,97,000
Other Grants	3,31,996
Fisheries—	
Inland fisheries	9,20,000
Community Development—	
Rural Works Programme	47,86,500
Village and Small Industries—	
Small Scale Industries	1,02,700
Roads and Bridges—	70,00,000
Planning and Research	20,85,76,736
Total—C—Grants for Central Plan Schemes	<u>20,85,76,736</u>

STATEMENT No.11—Contd.

Heads	Actuals for 1982-83 Rs.
C—GRANTS-IN-AID AND CONTRIBUTIONS—Contd.	
160—Grants-in-aid from Central Government—Contd.	
<i>D—Grants for Centrally Sponsored Plan Scheme—</i>	
Education—	
Special Education—	
Adult Education	56,55,071
Promotion of Modern Indian Languages and literature	1,27,275
General—Other grants	33,17,900
Medical	
Other systems of medicine—	
Ayurvedic	1,34,77,000
Allopathy—	
Education	28,80,000
Family Welfare—	
Direction and Administration	41,37,000
Rural family welfare services	4,35,10,000
Urban family welfare services	9,50,000
Maternity and child health	20,000
Transport	23,82,000
Compensation	2,84,00,000
Other services and supplies	50,31,000
Mass education	17,50,000
Training research and statistics	45,29,000
Other grants	7,20,00,000
Public Health, Sanitation and Water supply—	
Sewerage and Water Supply—	
Rural water supply programmes	7,72,50,000
Public Health and Sanitation—	
Prevention and control of diseases	4,29,93,667
Labour and Employment—Labour—	
Rehabilitation of bonded labour	1,30,23,500
Social Security and Welfare—	
Welfare of Scheduled Castes, Scheduled Tribes and Other Backward Classes—	
Welfare of Scheduled Castes	1,14,41,300
Welfare of Scheduled Tribes	14,85,425
Social Welfare—	
Education and Welfare of handicapped	5,05,000
Womens' Welfare	66,420
Family and Child Welfare	63,65,724
Co-operation—	
Credit Co-operatives	1,31,25,000

STATEMENT No 11—concl'd.

Heads	Actuals for 1982-83
	Rs.
C—GRANTS-IN-AID AND CONTRIBUTIONS—concl'd.	
160—Grants-in-aid from Central Government—concl'd.	
<i>D—Grants for Centrally Sponsored Plan Schemes—concl'd.</i>	
Agriculture—	
Plant Protection	10,50,500
High Yielding varieties programme	14,26,000
Commercial Crops	48,50,250
Agricultural Economics and Statistics	65,00,000
Other grants	2,63,000
Soil and Water Conservation—	
Soil Conservation Schemes	46,68,000
Animal Husbandry—	
Veterinary Services and Animal Health	1,94,000
Cattle Development	26,16,000
Fisheries—	
Other grants	2,50,000
Forest—	
Preservation of Wild Life	9,25,000
Plantation Schemes	56,88,000
Other grants	3,75,000
Community Development—	
Community Development Programmes	
National Rural Employment Programmes	5,44,49,326
Village and Small Industries—	
Small Scale Industries	45,50,000
Handloom Industries	8,85,000
Total—D—Grants for Centrally Sponsored Plan Schemes	.. 44,31,12,358
Total—160	.. 3,26,34,68,263
162—State share of Union Excise Duties—	
States' share of Basic Union Excise Duties	1,41,47,15,000
Additional Excise Duties in lieu of sales tax	13,35,50,000
Total—162	.. 1,54,82,650,000
Total—C—Grants-in-aid and Contributions	.. 4,81,17,33,263
Total—Receipt Heads (Revenue Account)	.. 8,01,61,70,701

STATEMENT No. 12—DETAILED ACCOUNT OF EXPENDITURE BY MINOR HEADS

(Figures in italics represent charged expenditure)

Heads (1)	Actuals for 1982-83				
	Non-Plan (2) Rs.	State Plan (3) Rs.	Central Plan (4) Rs.	Centrally Sponsored Plan (5) Rs.	Total (6) Rs.
EXPENDITURE HEADS					
(Revenue Account)					
A—GENERAL SERVICES—					
(a) <i>Organs of States—</i>					
211—Parliament/State/Union Territory Legislatures—					
<i>B—State/Union Territory Legislatures</i>					
Legislative Assembly ..	88,090 } 35,82,136 }	36,70,226
Legislature Secretariat ..	27,34,430	27,43,430
Total—211 ..	88,090 } 63,16,566 } J	..	—	..	64,04,656
212—President/Vice-President/Governor/ Administrator of Union Territories.					
<i>C—Governor/Administrator of Union Territories.</i>					
Emoluments and Allowances of the Governor/Administrator of Union Territories.	72,050	72,050
Secretariat ..	9,07,185	9,07,185
Household Establishment ..	1,94,138	1,94,138
Sumptuary allowances ..	7,500	7,500
Medical Facilities ..	2,02,078	2,02,078
Expenditure from contract allowance.	2,72,496	2,72,496
Tour Expenses ..	1,26,670	1,26,670
Discretionary Grants ..	39,900	39,900
212—President/Vice-President/Governor/ Administrator of Union Territories					
Other Expenditure
Total—212 ..	18,22,017	18,22,017

STATEMENT No. 12—contd.

(Figures in italics represent charged expenditure)

Heads (1)	Actuals for 1982-83				Total (6) Rs.
	Non-Plan	State Plan	Central Plan	Centrally Sponsored Plan	
	(2) Rs.	(3) Rs.	(4) Rs.	(5) Rs.	
EXPENDITURE HEADS					
(Revenue Account)—contd.					
A—GENERAL SERVICES—contd.					
(a) Organs of State—concl'd.					
213—Council of Ministers—					
Salary of Ministers and Deputy Ministers.	2,81,000	2,81,000
Tour Expenses	.. 3,39,717	3,39,717
Other Expenditure	.. 35,04,090	35,04,090
Total—213	.. <u>41,24,807</u>	<u>41,24,807</u>
214—Administration of Justice—					
High Courts	.. 48,98,830	48,98,830
Civil and Sessions Courts	.. 3,32,81,558	3,32,81,558
Criminal Courts	.. 84,256	84,256
Legal Advisers	.. 49,73,056	49,73,056
Other Expenditure	.. 18,000	18,000
	.. <u>48,98,830</u>	<u>18,000</u>
Total—214	.. <u>3,83,56,870</u>	<u>4,32,55,700</u>
215—Elections—					
Election Officers	27,67,212	27,67,212
Charges for conduct of election to Parliament	72,509	72,509
Charges for conduct of election to State/Union Territory Legislatures	80,359	80,359
Total—215	<u>29,20,080</u>	<u>29,20,080</u>
	<u>68,08,937</u>	<u>29,20,080</u>
Total—(a)—Organs of State	<u>5,17,18,323</u>	<u>5,85,27,260</u>

STATEMENT No. 12—contd.

(Figures in italics represent charged expenditure)

Heads (1)	Actuals for 1982-83				Total 6
	Non-Plan 2	State Plan 3	Central Plan 4	Centrally Sponsored Plan 5	
	Rs.	Rs.	Rs.	Rs.	Rs.
EXPENDITURE HEADS					
(Revenue Account)—contd.					
A—GENERAL SERVICES—contd.					
(b) Fiscal Services—contd.					
(ii) Collection of Taxes on Property and Capital Transactions					
229—Land Revenue—					
Survey and Settlement Operations	3,58,57,899	1,04,40,532	..	—	4,62,98,431
Management of Government Estate	10,74,31,236	10,74,31,236
Tribal Areas Sub-Plan	..	35,60,024	35,60,024
Other expenditure	65,80,152	5,00,16,900	5,65,97,052
Total—229	.. 14,98,69,287	6,40,17,456	—	..	21,38,86,743
230—Stamps and Registration—					
A—Stamps—Judicial—					
Cost of stamps	1,97,816	1,97,816
Expenses on sale of stamps	79,647	79,647
Total—A—Stamps—Judicial ..	2,77,463				2,77,463
B—Stamps-Non-Judicial—					
Direction and Administration	32,427	32,427
Cost of Stamps	4,46,270	4,46,270
Expenses on sale of Stamps	19,88,459	19,88,459
Total—B—Stamps—Non-Judicial	24,67,156				24,67,156
C—Registration—					
Direction and Administration	85,13,165	7,96,761	93,09,926
Total—C—Registration ..	85,13,165	7,96,761	93,09,926
Total—230 ..	1,12,57,784	7,96,761	1,20,54,545
Total—(ii)—Collection of Taxes on Property and Capital Transactions	16,11,27,071	6,48,14,217	22,59,41,288

STATEMENT No. 12—*contd.*

(Figures in italics represent charged expenditure)

Heads	Actuals for 1982-83				Total
	Non-Plan	State Plan	Central Plan	Centrally Sponsored Plan	
1	2	3	4	5	6
	Rs.	Rs.	Rs.	Rs.	Rs.
EXPENDITURE HEADS					
(Revenue Account)— <i>contd.</i>					
A—GENERAL SERVICES— <i>contd.</i>					
(b) Fiscal Services— <i>contd.</i>					
(iii) Collection of Taxes on Commodities and Services—					
239—State Excise—					
Direction and Administration	1,26,37,658	1,26,37,658
Purchase of Opium etc.	23,80,000	23,80,000
Total—239	1,50,17,658				1,50,17,658
240—Sales Tax—					
Direction and Administration	2,55,60,509	2,55,60,509
Total—240	2,55,60,509				2,55,60,509
241—Taxes on Vehicles—					
Direction and Administration	24,20,383	18,49,839	42,70,222
Collection charges	39,47,308	4,23,459	43,70,767
Inspection of motor vehicles	7,17,743	7,17,743
Total—241	70,85,434	22,73,298	93,58,732
245—Other Taxes and Duties on Commodities and Services—					
Collection Charges—					
Entertainment Tax	2,92,901	2,92,901
Collection Charges—					
Electricity Duty	9,00,658	9,00,658
Collection Charges—					
Taxes on goods and passengers	4,66,971	4,66,971
Total—245	16,60,530	16,60,530
Total—(iii)—Collection of Taxes on Commodities and Services	4,93,24,131	22,73,298	5,15,97,429

STATEMENT No. 12—contd.

(Figures in italics represent charged expenditure)

Heads	Actuals for 1982-83				Total
	Non-Plan	State Plan	Central Plan	Centrally-sponsored Plan	
	Rs.	Rs.	Rs.	Rs.	
1	2	3	4	5	6
EXPENDITURE HEADS					
(Revenue Account)—contd.					
A—GENERAL SERVICES—contd.					
(b) Fiscal Services—concl'd.					
(iv) Other Fiscal Services—					
247—Other Fiscal Services—					
Promotion of Small Savings	10,04,843	10,04,843
Total—247	10,04,843	10,04,843
Total—(iv)—Other Fiscal Services	10,04,843	10,04,843
Total—(b)—Fiscal Services	21,14,56,045	6,70,87,515	27,85,43,560
(c) Interest payments and Servicing of debt—					
248—Appropriation for reduction or avoidance of debt—					
Sinking Funds	7,24,000	7,24,000
Total—248	7,24,000	7,24,000
249—Interest Payments—					
A—Interest on Internal debt—					
Interest on Market Loans	9,29,51,469	9,29,51,469
Interest on other internal debts	8,75,07,702	..	—	..	8,75,07,702
Management of debt	1,93,391	1,93,391
Total—A—Interest on Internal debt	18,06,52,562	18,06,52,562
C—Interest on Small Savings, Provident Funds, etc.—					
Interest on State Provident Funds	13,67,59,018	13,67,59,018
Total—C—Interest on Small Savings, Provident Funds, etc.	13,67,59,018	13,67,59,018

STATEMENT No. 12—*contd.**(Figures in italics represent charged expenditure)*

Heads	Actuals for 1982-83					Total
	Non-Plan	State Plan	Central Plan	Centrally-sponsored Plan		
	Rs.	Rs.	Rs.	Rs.	Rs.	
1	2	3	4	5	6	

EXPENDITURE HEADS

(Revenue Account)—*contd.*A—GENERAL SERVICES—*contd.*(c) Interest payments and Servicing of debt—*concl'd.*249—Interest payments—*concl'd.**D—Interest on Loans and Advances from Central Government—*

Interest on loans for Non-Plan Schemes	3,44,40,423	3,44,40,423
Interest on loans for State Plan Schemes	14,99,94,600	14,99,94,600
Interest on loans for Central Plan Schemes	78,18,523	78,18,523
Interest on loans for Centrally-sponsored Plan Schemes.	33,42,992	33,42,992
Interest on pre 1979-80 Loans	28,28,00,350	28,28,00,350
Total—D—Interest on Loans and Advances from Central Government.	47,83,96,888	47,83,96,888
<i>F—Interest on other obligations—</i>					
Miscellaneous	2,82,899	2,82,899
Total—F—Interest on obligations	2,82,899	2,82,899
Total—249	79,60,91,367	79,60,91,367
Total—(c)—Interest on payments and Servicing of debt.	79,68,15,367	79,68,15,367

STATEMENT No. 12—*contd.**(Figures in italics represent charged expenditure)*

Heads	Actuals for 1982-83					Total
	Non-Plan	State Plan	Central Plan	Centrally-sponsored Plan		
1	2	3	4	5	6	
	Rs.	Rs.	Rs.	Rs.	Rs.	
EXPENDITURE HEADS						
<i>(Revenue Account)—contd.</i>						
A—GENERAL SERVICES— <i>contd.</i>						
(d) Administrative Services—						
251—Public Service Commission—						
State Public Service Commission	<i>11,47,838</i>	—	11,47,838	
Total—251	<i>11,47,838</i>	..	—	..	11,47,838	
252—Secretariat—General Services—						
Secretariat	4,12,67,808	—	—	..	4,12,67,808	
Board of Revenue	44,21,576	44,21,576	
Attached Offices	8,35,368	8,35,368	
Total—252	4,65,24,752	—	4,65,24,752	
253—District Administration—						
Commissioners	50,95,154	..	—	..	50,95,154	
District Establishment	3,05,81,816	3,05,81,816	
Other Establishment	2,65,61,898	—	2,65,61,898	
Total—253	6,22,38,868	6,22,38,868	
254—Treasury and Accounts Administration—						
Directorate of Accounts and Treasuries	18,49,450	18,49,450	
Treasury Establishment	1,23,22,092	1,23,22,092	
Local Fund Audit	64,37,511	64,37,511	
Total—254	2,06,09,053	2,06,09,053	

STATEMENT No. 12—contd.

(Figures in italics represent charged expenditure)

Heads	Actuals for 1982-83				
	Non-Plan	State Plan	Central Plan	Centrally Sponored Plan	Total
	2	3	4	5	6
1	Rs.	Rs.	Rs.	Rs.	Rs.
EXPENDITURE HEADS					
(Revenue Account)—contd.					
A—GENERAL SERVICES—contd.					
(d) Administrative Services—contd.					
255—Police					
Direction and Administration	74,59,628	74,59,628
Education and Training	60,46,105	60,46,105
Criminal Investigation and Vigilance	1,56,45,890	1,56,46,890
	(a)				
Special Police	7,11,69,354	7,11,69,354
	<i>14,307</i>				
District Police	20,96,21,826	20,96,36,133
Village Police	1,22,86,343	1,22,86,343
Railway Police	54,90,502	54,90,502
Welfare of Police Personnel	21,47,956	21,47,956
Modernisation of Police Force	14,90,402	14,90,402
	<i>14,307</i>				
Total	33,13,59,007	33,13,73,314
256—Jails—					
Direction and Administration	24,78,716	24,78,716
Jails	2,56,38,373	2,56,38,373
Jail Manufacture ^s	13,26,875	13,26,875
Total—256	2,94,43,964	2,94,43,964

(a) Excludes Rs. 5,65,000 spent from out of advance from the Contingency Fund during 1982-83 but not recouped to the Fund till the close of the year.

STATEMENT No. 12—Contd.

(Figures in italics represent charged expenditure)

Heads	Actuals for 1982-83					Total
	Non-Plan	State Plan	Central Plan	Centrally Sponsored plan		
	1	2	3	4	5	
	Rs.	Rs.	Rs.	Rs.	Rs.	Rs.
EXPENDITURE HEADS						
(Revenue Account)—contd.						
A—GENERAL SERVICES—contd.—						
(d)—Administrative Services—contd.						
258—Stationery and Printing—						
Purchase and Supply of Stationery Stores.	1,16,88,804	1,16,88,804
Printing, storage and distribution of forms.	1,12,57,486	1,12,57,486
Government Press	2,26,10,593	13,33,971	2,39,44,564
Cost of printing by other sources	48,955	48,955
Other expenditure	14,07,971	14,07,971
Total—258	4,70,13,809	13,33,971	4,83,47,780
259—Public Works—						
Direction and Administration	29,68,605	29,68,605
Construction	60,61,298	5,56,361	1,95,525	68,13,184
Maintenance and repairs	3,84,21,598	3,84,21,598
Machinery and equipment	—34,78,889	33,07,000	..	—1,71,889
Suspense	5,12,22,611	5,12,22,611
Other expenditure	6,618	6,618
Total—259	6,618	5,56,361	1,95,525	33,07,000	..	9,92,60,727
	9,51,95,223					
	(a)	(b)				

(a) Excludes Rs. 19,057 met out of advance from the Contingency Fund during 1982-83 but not recouped to the Fund till the close of the year.

(b) Includes Rs. 27,09,731 met out of advance from the Contingency Fund during 1981-82 (Rs. 13,057) 1981-82 (Rs. 27,56,674 and recouped to the Fund during the year 1982-83.

STATEMENT No. 12—contd.

(Figures in italics represent Charged Expenditure)

Heads	Actuals for 1982-83				Total
	Non-Plan	State Plan	Central Plan	Centrally Sponsored Plan	
	1	3	4	5	
	Rs.	Rs.	Rs.	Rs.	Rs.
EXPENDITURE HEADS					
(Revenue Account)—contd.					
A—GENERAL SERVICES—contd.					
(d)—Administrative Services—concl'd.					
260—Fire Protection and Control—					
Protection and Control	1,98,78,171	99,992	1,99,78,163
Training	3,86,056	3,86,056
Total—260	2,02,64,227	99,992	2,03,64,219
265—Other Administrative Services—					
Vigilance	1,12,43,971	1,12,43,971
Special Commissions of Enquiry	7,24,038	7,24,038
Civil Defence	11,45,774	11,45,774
Home Guards	1,19,21,316	1,19,21,316
Census	629	629
Gazetteer and Statistical Memoirs	6,07,796	6,07,796
Guest Houses, Government Hostels, etc.	52,88,229	52,88,229
Training	13,43,878	13,43,878
Other expenditure	22,13,892	10,14,082	32,27,974
Total—265	3,44,89,523	10,14,082	3,55,03,605
Total—(d)—Administrative Services	11,68,763	30,04,406	1,95,525	33,07,000	69,48,14,120
	68,71,38,426				

STATEMENT No. 12—*contd.**(Figures in italics represent Charged Expenditure)*

Heads	Actuals for 1982-83)					Total
	Non-Plan	State Plan	Central Plan	Centrally Sponsored Plan		
	1	2	3	4	5	
	Rs.	Rs.	Rs.	Rs.	Rs.	
EXPENDITURE HEADS						
<i>(Revenue Account)—contd.</i>						
A—GENERAL SERVICES—contd.						
<i>(e) Pensions and Miscellaneous General Services—</i>						
266—Pensions and other retirement benefits—						
Superannuation and Retirement allowances.	6,82,43,718	6,82,43,718
Commuted value of pensions	50,23,270	50,23,270
Equated payment on account of Capital outlay on sterling pensions to the Government of India, by the State/Union Territory Governments.	16,430	16,430
Gratuities	1,74,12,825	1,74,12,825
Family Pensions	1,89,15,558	1,89,15,558
Pensionary charges in respect of High Court Judges.	2,12,701	2,12,701
Pension to employees of State aided Educational Institutions.	26,05,312	26,05,312
Pension to Legislators	3,79,078	3,79,078
	<i>2,12,701</i>					
Total—266	11,25,96,191	11,28,08,892
267—Aid Materials and Equipments—						
National Malaria Eradication Programme	1,32,24,105	..	1,32,24,105
Family Welfare Programme	—46,55,084	..	—46,55,084
Leprosy Control Programme	35,62,622	..	35,62,622
National Trachoma Control programme.	70,000	..	70,000

STATEMENT No. 12—*contd*

(Figures in italics represent Charged Expenditure)

Heads	Actuals for 1982-83					Total
	Non-Plan	State Plan	Central Plan	Centrally Sponsored Plan		
1	2	3	4	5	6	
	Rs.	Rs.	Rs.	Rs.	Rs.	

EXPENDITURE HEADS

(Revenue Account)—*contd.*A—GENERAL SERVICES—*concl.*(e) Pensions and Miscellaneous General Services—*concl.*267—Aid Materials and Equipment—*concl.*

Multipurpose Workers' Scheme	—38,77,416	—38,77,416
Community Health Workers' Scheme.	—24,01,130	—24,01,130
Assistance from the Government of U. K. Aid for Bilateral Programme.	—2,79,283	—2,79,283
Nutrition Programme	—10,00,761	—10,00,761
T. B. Control Programme	5,35,532	5,35,532
Total—267	51,78,585	51,78,585

268—Miscellaneous General Services—

Pensions and awards in consideration of distinguished services.	5,723	5,723
Other expenditure	4,42,872	4,42,872
Total—268	4,48,595	4,48,595
Total—(e)—Pensions and Miscellaneous General Services	2,12,701	51,78,585	11,84,36,072
	11,30,44,786		

Total—A—General Services

80,50,05,768	} 7,00,91,921	1,95,525	84,85,585	1,94,71,36,379
1,06,33,57,580				

STATEMENT No. 12—contd.

(Figures in italics represent Charged Expenditure)

Heads	Actuals for 1982-83				
	Non-Plan	State Plan	Central Plan	Centrally Sponsored Plan	Total
1	2	3	4	5	6
	Rs.	Rs.	Rs.	Rs.	Rs.
EXPENDITURE HEADS					
<i>(Revenue Account)—contd.</i>					
B—SOCIAL AND COMMUNITY SERVICES—					
276—Secretariat—Social and Community Services—					
Secretariat	1,62,68,904	4,85,960	6,685	3,85,041	1,71,46,590
Other offices	7,24,617	7,24,617
Total—276	1,69,93,521	4,85,960	6,685	3,85,041	1,78,71,207
277—Education—					
<i>A—Primary Education—</i>					
Government Primary Schools	87,53,126	87,53,126
Assistance to non-Government Primary Schools.	9,61,92,407	28,91,000	..	9,00,000	9,99,83,407
Assistance to local bodies for Primary Education.	42,69,63,443	1,73,28,000	44,42,91,443
Teachers' Training	44,580	44,580
Tribal Areas Sub-Plan	..	1,41,31,193	..	6,19,000	1,47,50,193
Total—A—Primary Education	53,19,53,556	3,43,50,193	..	15,19,000	56,78,22,749
<i>B—Secondary Education—</i>					
Government Secondary Schools	11,87,60,236	23,98,089	12,11,58,325
Assistance to non-Government Secondary Schools.	35,18,67,885	98,75,000	..	8,82,000	36,26,24,885
Scholarships	40,51,884	3,71,786	44,23,670
Teachers' training	1,21,55,265	2,53,657	..	5,75,903	1,29,84,825
Text Books	1,25,46,598	2,45,382	1,27,91,980
Tribal Areas Sub-Plan	..	92,85,305	..	6,45,957	99,31,262

STATEMENT No. 12—*contd.*

(Figures in italics represent Charged Expenditure)

Heads	Actuals for 1982-83				Total
	Non-Plan	State Plan	Central Plan	Centrally Sponsored Plan	
	1	2	3	4	
	Rs.	Rs.	Rs.	Rs.	Rs.
EXPENDITURE HEADS					
(Revenue Account)— <i>contd.</i>					
B—SOCIAL AND COMMUNITY SERVICES—<i>contd.</i>					
277—Education— <i>contd.</i>					
B—Secondary Education—<i>concl.</i>					
Other expenditure	48,425	48,425
Total—B—Secondary Education.	49,94,30,293	2,24,29,219	..	21,03,860	52,39,63,372
C—Special Education—					
Adult Education	7,63,124	2,66,187	38,31,480	..	48,60,791
Promotion of Modern Indian Languages and Literature.	13,99,569	1,00,921	15,00,490
Sanskrit Education	54,68,781	4,12,550	1,16,152	..	59,97,483
Tribal Areas Sub-Plan	17,33,000	..	17,33,000
Total—C—Special Education	76,31,474	7,79,658	56,80,632	..	1,40,91,764
D—Pre-University Education—					
Assistance to non-Government Institutions	..	3,24,000	3,24,000
Total—D—Pre-University Education.	..	3,24,000	3,24,000
E—University and other Higher Education—					
Assistance to Universities for non-technical education.	2,82,12,000	38,33,000	3,20,45,000
Government Colleges	8,59,43,429	73,77,288	9,33,20,717
Assistance to non-Government Colleges	4,82,91,170	37,69,000	5,20,60,170
Scholarships	33,61,725	3,74,065	5,60,000	..	42,95,790

STATEMENT No. 12—*contd.**(Figures in italics represent charged expenditure)*

Heads 1	Actuals for 1982-83				
	Non-Plan	State Plan	Central Plan	Centrally Sponsored Plan	Total
	Rs.	Rs.	Rs.	Rs.	Rs.
EXPENDITURE HEADS					
Revenue (Account)— <i>contd.</i>					
B—SOCIAL AND COMMUNITY SERVICES—<i>contd.</i>					
277—Education— <i>contd.</i>					
<i>E—University and other Higher Education—<i>concl.</i></i>					
Book promotion	..	4,00,000	4,00,000
Tribal Areas Sub-Plan	..	43,31,063	..	—	43,31,063
Total—E—University and other Higher Education.	16,58,08,324	2,00,84,416	5,60,000	..	18,64,52,740
<i>F—Technical Education—</i>					
Direction and Administration	11,66,069	3,96,108	..	—	15,62,177
Assistance to University for Technical Education.	..	32,00,000	32,00,000
Technical Schools	21,34,520	—	21,34,520
Polytechnics	98,81,591	13,08,767	2,00,000	..	1,13,90,358
Engineering colleges and institutes	97,91,000	39,26,728	1,37,17,728
Scholarships	71,857	71,857
Tribal Areas Sub-Plan	..	9,71,247	9,71,247
Other expenditure	25,300	1,00,191	1,25,491
Total—F—Technical Education	2,30,70,337	99,03,041	2,00,000	..	3,31,73,378
<i>G—Sports and Youth Welfare—</i>					
Physical Education	2,95,141	5,20,390	8,15,531
Youth Welfare Schemes	86,13,328	8,90,000	..	12,50,000	1,07,53,328
Sports and Games	2,48,000	18,37,298	1,00,000	..	21,85,298
Direction and Administration	..	3,33,773	3,33,773
Total—G—Sports and Youth Welfare	91,56,469	35,81,461	1,00,000	12,50,000	1,40,87,930

STATEMENT No. 12—contd.

(Figures in italics represent Charged Expenditure)

Heads	Actuals for 1982-83					Total
	Non-Plan	State Plan	Central Plan	Centrally Sponsored Plan		
	1	2	3	4	5	
	Rs.	Rs.	Rs.	Rs.	Rs.	Rs.
EXPENDITURE HEADS						
(Revenue Account)—contd.						
B—SOCIAL AND COMMUNITY SERVICES—contd.						
277—Education—concl'd.						
<i>H—General—</i>						
Direction and Administration	2,96,04,335	11,56,031	2,91,045	5,290		3,10,56,701
Training	11,37,310	2,00,327	..	2,00,625		15,38,262
Scholarships	1,20,000	..		1,20,000
Other expenditure	7,931 45,95,031	2,47,670		48,50,632
Tribal Areas Sub-Plan	..	2,86,614		2,86,614
Total—H—General	7,931 3,53,36,676	18,90,642	4,11,045	2,05,915		3,78,52,209
Total—277	7,931 1,27,23,87,129	9,33,42,630	69,51,677	50,78,775		1,37,77,68,142
278—Arts and Culture—						
Direction and Administration	12,43,470	1,49,474		13,92,944
Fine Arts Education	9,96,690	3,67,729		13,64,419
Promotion of Arts and Culture.	6,03,779	45,69,684		51,73,463
Archaeology	7,75,296	2,68,689		10,43,985
Archives and Museums	12,66,929	5,83,392		18,50,321
Public Libraries	5,20,764	5,11,095		10,31,859
Total—278	54,06,928	64,50,063		1,18,56,991

STATEMENT No. 12—*contd.**(Figures in italics represent Charged Expenditure)*

Heads	Actuals for 1982-83				
	Non-Plan	State Plan	Central Plan	Centrally Sponsored Plan	Total
1	2	3	4	5	6
	Rs.	Rs.	Rs.	Rs.	Rs.
EXPENDITURE HEADS					
(Revenue Account)— <i>contd.</i>					
B—SOCIAL AND COMMUNITY SERVICES—<i>contd.</i>					
280—Medical—					
<i>A—Allopathy—</i>					
Direction and Administration	67,96,339	6,37,000	74,33,339
Medical Relief	20,10,40,157	3,29,45,301	48,590	2,71,41,182	26,11,75,230
Education	3,06,98,208	25,72,001	2,14,000	2,25,000	3,37,09,209
Employees' State Insurance Scheme.	1,14,73,484	24,70,565	1,39,44,049
Tribal Areas Sub-Plan	..	1,22,48,344	..	53,69,005	1,76,17,349
Other expenditure	<i>8,04,000</i>	3,33,000	11,37,000
Total—A—Allopathy	25,08,12,188	5,12,06,211	2,62,590	3,27,35,187	33,50,16,176
<i>B—Other Systems of Medicine—</i>					
Ayurvedic	1,04,03,550	17,72,050	3,50,274	..	1,25,25,874
Homeopathy	52,56,558	18,53,027	71,09,585
Tribal Areas Sub-Plan	..	9,03,047	9,03,047
Total—B—Other Systems of Medicine.	1,56,60,108	45,28,124	3,50,274	..	2,05,38,506
Total—280	<i>26,64,72,296</i>	5,57,34,335	6,12,864	3,27,35,187	35,55,54,682
281—Family Welfare—					
Direction and Administration	27,31,000	13,15,470	40,46,470
Rural Family Welfare Services.	..	21,76,245	4,60,07,892	21,32,244	5,03,16,381
Urban Family Welfare Services.	8,99,999	..	8,99,999
Maternity and Child Health	20,000	..	20,000
Transport	24,75,000	..	24,75,000
Compensation	2,55,00,000	..	2,55,00,000

STATEMENT No. 12—Contd.

(Figures in italics represent charged expenditure)

Actuals for 1982-83

Heads	Actuals for 1982-83				Total
	Non-Plan	State Plan	Central Plan	Centrally Sponsored Plan	
1	2	3	4	5	6
	Rs.	Rs.	Rs.	Rs.	Rs.
EXPENDITURE HEADS					
(Revenue Account)—Contd.					
B—Social and Community Services—Contd.					
281—Family Welfare—Concl'd.					
Other services and supplies	1,61,97,136	..	1,61,97,136
Mass education	17,49,999	77,633	18,27,632
Training, Research and Statistics.	47,000	..	33,85,439	8,01,653	42,34,092
Tribal Areas Sub-Plan	..	22,000	2,50,53,510	1,35,434	2,52,10,944
Other expenditure	2,287	2,287
Total—281	47,000	21,98,245	12,40,19,975	44,64,721	13,07,29,941
282—Public Health, Sanitation and Water Supply—					
A—Public Health and Sanitation—					
Direction and Administration	1,72,61,000	..	—	..	1,72,61,000
Prevention and control of diseases.	5,74,18,000	54,23,000	36,91,000	2,19,19,015	8,84,51,015
Training	71,998	71,998
Health Statistics and Research	15,37,000	15,37,000
Health education and Publicity.	3,69,000	3,69,000
Manufacture of sera and vaccine.	7,32,000	26,000	7,58,000
Public Health Laboratories..	20,94,000	20,94,000
Sanitation Services	43,16,703	43,16,703
Tribal Areas Sub-Plan	..	1,55,000	18,84,000	19,998	20,58,998
Total—A—Public Health and Sanitation.	8,37,99,701	56,04,000	55,75,000	2,19,39,013	11,69,17,714

STATEMENT No. 12—Contd.

(Figures in italics represent charged expenditure)

Heads	Actuals for 1982-83					Total
	Non-Plan	State Plan	Central Plan	Centrally Sponsored Plan		
1	2	3	4	5	6	
	Rs.	Rs.	Rs.	Rs.	Rs.	
EXPENDITURE HEADS (Revenue Account)—Contd.						
B—Social and Community Services—contd.						
282—Public Health, Sanitation and Water Supply—Concl'd.						
B—Sewerage and Water Supply						
Direction and Administration	24,06,623	24,06,623	
Machinery and Equipment..	30,98,437	30,98,437	
Suspense ..	—3,33,26,818	—3,33,26,818	
Urban Water Supply Programme.	4,54,69,646	(a)	4,54,69,646	
Rural Water Supply Programme.	1,24,88,679	9,58,19,539 (b)	..	6,59,36,233	17,42,44,451	
Minimum Needs Programme—						
Sewerage Schemes	3,07,800	3,07,800	
Tribal Areas Sub-Plan	1,44,35,067	..	2,89,61,470	4,33,96,537	
Other expenditure ..	77,100	4,99,358	5,76,458	
Total—B—Sewerage and Water Supply.	77,100 } 3,01,36,567 }	11,07,53,964	..	9,52,05,503	23,61,73,134	
Total—282 ..	77,100 } 11,39,36,268 }	11,63,57,964	55,75,000	11,71,44,516	35,30,90,848 (c)	
283—Housing—						
A—General						
Minimum Needs Programme	..	15,00,000	15,00,000	
Assistance to Housing Boards Corporations, etc.	..	50,57,000	50,57,000	
Tribal Areas Sub-Plan	10,00,000	10,00,000	
Total—A—General	75,57,000	75,57,000	

(a) Excludes Rs. 15,00,000 met out of advance from the Contingency Fund during 1982-83 but not recouped to the Fund till the close of the year.

(b) Excludes Rs. 1,65,03,720 met out of advance from the Contingency Fund during 1982-83 but not recouped to the Fund till the close of the year.

(c) Includes Rs. 1,75,00,012 met out of advance from the Contingency Fund during 1981-82 and recouped to the Fund during the year 1982-83.

STATEMENT No. 12—contd.

(Figures in italics represent charged expenditure)

Heads	Actuals for 1982-83					Total
	Non-Plan	State Plan	Central Plan	Centrally Sponsored Plan		
1	2	3	4	5	6	
	Rs.	Rs.	Rs.	Rs.	Rs.	
EXPENDITURE HEADS						
(Revenue Account)—contd.						
B—Social and Community Services—contd.						
283—Housing—concl'd.						
B—Housing Schemes—						
Village Housing Scheme	..	3,88,567	3,88,567	
Total—B—Housing		3,88,567			3,88,567	
C—Government Residential Buildings						
Construction	34,33,098	43,26,478	..	99,64,883	1,77,24,459	
Maintenance and Repairs	9,42,140	4,57,08,196	
	4,47,66,056	
	(a)					
Furnishings	2,85,863	2,85,863	
Estate Management	14,78,204	14,78,204	
Tribal Areas Sub-Plan	..	8,07,840	..	4,32,723	12,40,563	
	9,42,140					
Total—C—Government Residential Buildings	4,99,63,221	51,34,318	..	1,03,97,606	6,64,37,285	
	9,42,140					
Total—283	4,99,63,221	1,30,79,885	..	1,03,97,606	7,43,82,852	
284—Urban Development—						
A—General—						
Direction and Administration	12,82,002	12,82,002	
Assistance to Municipalities, Corporations etc.	3,68,85,245	5,25,000	3,74,10,245	
Town and Regional Planning	18,71,139	32,26,007	50,97,146	
Tribal Areas Sub-Plan	..	4,54,489	4,54,489	
Total—284	4,00,38,386	42,05,496	4,42,43,882	

(a) Includes Rs. 15,00,242 met out of the advance from the Contingency Fund during 1981-82 and recouped to the Fund during the year 1982-83.

STATEMENT No. 12—*contd.*

(Figures in italics represent charged expenditure)

Heads	Actuals for 1982-83				Total
	Non-Plan	State Plan	Central Plan	Centrally Sponsored Plan	
1	2	3	4	5	6
	Rs.	Rs.	Rs.	Rs.	Rs.
EXPENDITURE HEADS					
(Revenue Account)— <i>contd.</i>					
B—Social and Community Services—<i>contd.</i>					
285—Information and Publicity—					
Direction and Administration	50,06,487	15,66,088	65,72,575
Information Centres	..	2,59,349	2,59,349
Field Publicity	51,26,326	13,71,753	64,98,079
Songs and drama services	..	14,920	14,920
Films	..	4,40,136	4,40,136
Photo Services	..	40,051	40,051
Research and training in mass communications	..	68,834	68,834
Total—285	1,01,32,813	37,61,131	1,38,93,944
287—Labour and Employment—					
A—Labour—					
Direction and Administration	38,28,730	3,26,772	41,55,502
Industrial relations	4,86,682	4,86,682
Working conditions and safety	10,55,677	2,00,000	12,55,677
General Labour Welfare	9,68,628	1,80,197	77,930	..	12,26,755
Education	30,074	30,074
Research and Statistics	1,79,048	1,07,813	2,86,861
Tribal Areas Sub-Plan	..	5,94,596	39,000	..	6,33,596
Other expenditure	22,276	1,23,114	1,45,390
Total—A—Labour	65,71,115	15,32,492	1,16,930	..	82,20,537

STATEMENT No. 12—*contd.*

(Figures in italics represent charged expenditure)

Heads	Actuals for 1982-83				
	Non-Plan	State Plan	Central Plan	Centrally Sponsored Plan	Total
	1	2	3	4	5
	Rs.	Rs.	Rs.	Rs.	Rs.
EXPENDITURE HEADS					
(Revenue Account)— <i>contd.</i>					
B—Social and Community Services—<i>contd.</i>					
287—Labour and Employment— <i>concl.</i>					
B—Employment and Training—					
Direction and Administration	7,01,670	7,01,670
Employment Exchange	38,57,253	1,91,016	40,48,275
Employment Survey and Statistics	4,75,450	1,70,877	6,46,327
Training of Craftsmen and Supervisors.	1,42,71,412	8,15,987	1,50,87,399
Tribal Areas Sub-Plan	..	7,24,785	7,24,785
Other Expenditure	6,36,229	20,045	6,56,274
Total—B—Employment and Training.	1,99,42,020	19,22,710	2,18,64,730
Total—287	2,65,13,135	34,55,202	1,16,930	..	3,00,85,267
288—Social Security and Welfare—					
A—Civil Supplies—					
Direction and Administration	18,80,689	18,80,689
Other Expenditure	12,876	12,876
Total—A—Civil Supplies	18,93,565	18,93,565
B—Relief and Rehabilitation of displaced persons and Repatriates—					
Direction and Administration	48,190	48,190
Other Rehabilitation Schemes	21,380	21,380
Irrecoverable loans written off	6,13,490	6,13,490
Total—B—Relief and Rehabilitation of displaced persons and Repatriates.	6,83,060	6,83,060

STATEMENT No. 12—*contd.**(Figures in italics, represent charged expenditure)*

Heads	Actuals for 1982-83				
	Non-Plan	State Plan	Central Plan	Centrally Sponsored Plan	Total
I	2	3	4	5	6
	Rs.	Rs.	Rs.	Rs.	Rs.
EXPENDITURE HEADS					
(Revenue Account)— <i>contd.</i>					
B—Social and Community Services— <i>contd.</i>					
288—Social Security and Welfare— <i>contd.</i>					
C—Welfare of Scheduled Castes, Scheduled Tribes and other Backward classes—					
Direction and Administration	1,14,02,568	21,64,839	1,35,67,407
Welfare of Scheduled Castes	1,13,07,689	72,21,665	6,25,05,987	6,46,997	8,16,82,338
Welfare of Scheduled Tribes	5,83,24,944	1,58,60,426	52,97,199 ^(a)	4,21,867	7,99,04,436
Welfare of Denotified and Nomadic Tribes.	8,54,179	8,54,179
Welfare of other Backward classes.	4,950	4,950
Tribal Areas Sub-Plan	..	10,27,51,299	10,27,51,299
Other Expenditure	76,000	76,000
Total—C—Welfare of Scheduled Castes, Scheduled Tribes and other Backward classes.	8,19,70,330	12,79,98,229	6,78,03,186	10,68,864	27,88,40,609
D—Social Welfare—					
Direction and Administration	..	99,690	2,000	..	1,01,690
Education and Welfare of the handicapped.	10,88,731	3,40,678	6,95,020	..	21,24,429
Womens' Welfare	..	5,96,000	14,53,074	51,000	21,00,074
Family and Child Welfare	3,20,000	26,50,321	1,65,09,292	6,89,000	2,01,68,613
Welfare of poor and destitute	20,92,000	20,92,000
Correctional homes	19,52,477	92,569	20,45,046
Tribal Area Sub-Plan	..	55,99,530	1,12,27,925	..	1,68,27,455
Nutrition	63,000	63,000
Other expenditure	3,01,90,734	90,000	3,02,80,734
Total—D—Social Welfare	3,57,06,942	94,68,788	2,98,87,311	7,40,000	7,58,03,041

(a) Includes Rs. 1,01,11,000 met out of advance from the Contingency Fund during 1981-82 and recouped to the Fund during the year 1982-83.

STATEMENT No. 12—contd.

(Figures in italics represent charged expenditure)

Heads	Actuals for 1982-83				Total
	Non Plan	State Plan	Central Plan	Centrally Sponsored Plan	
	2	3	4	5	
1	Rs.	Rs.	Rs.	Rs.	Rs.
EXPENDITURE HEADS					
(Revenue Account)—contd.					
B—Social and Community Services—contd.					
288—Social Security and Welfare—contd.					
<i>E—Other Social Security and Welfare Programmes—</i>					
Pensions under Social Security Schemes.	4,20,56,000 (a)	6,22,000	4,26,78,000
Swatantra Sainik Samman Pension Scheme.	14,67,310	14,67,310
Tribal Areas Sub-Plan	..	24,06,500	24,06,500
Other programmes	12,62,556	37,16,500	..	2,55,62,500	3,05,41,556
Total—E—Other Social Security and Welfare Programmes.	4,47,85,866	67,45,000	..	2,55,62,500	7,70,93,366
Total—288	16,50,39,763	14,42,12,017	9,76,90,497	2,73,71,364	43,43,13,641
289—Relief on account of Natural Calamities—					
<i>A—Drought—</i>					
Drinking Water Supply	99,90,467	99,90,467
Special Nutrition	88,86,410	88,86,410
Other expenditure	2,80,58,089	2,80,58,089
Total—A—Drought	4,69,34,966	4,69,34,966
<i>B—Floods Cyclones, etc.</i>					
Gratuitious Relief	13,38,50,651	13,38,50,651
Drinking Water Supply	3,85,67,256	3,85,67,256
Public Health	53,42,540	53,42,540
Evacuation of population	2,55,00,000	2,55,00,000
Veterinary care	24,78,465	24,78,465
<i>Ex-gratia</i> payments to bereaved family.	6,71,462	6,71,462
Assistance for repairs/reconstruction of houses.	17,99,40,619	17,99,40,619

(a) Includes Rs. 25,00,000 met out of advance from the Contingency Fund during 1981-82 and recouped to the Fund during the year 1982-83.

STATEMENT No. 12—contd.

(Figures in italics represent charged expenditure)

Heads 1	Actuals for 1982-83				Total 6
	Non-Plan 2 Rs.	State-Plan 3 Rs.	Central-Plan 4 Rs.	Centrally Sponsored Plan 5 Rs.	
EXPENDITURE HEADS (Revenue Account)—contd.					
B—Social and Community Services—contd.					
289—Relief on account of natural calamities—contd.					
B—Floods, Cyclones etc.—concd.					
Assistance to Farmers for purchase of Agricultural inputs,	3,85,50,000	3,86,50,000
Assistance to farmers to clear sand/silt/salinity from lands.	4,45,02,000	4,45,02,000
Assistance to farmers for repairs of damaged tubewells pump sets etc.	20,91,000	20,91,000
Assistance to farmers for purchase of Live-stock.	1,40,00,000	1,40,00,000
Assistance for repairs/replacement of damaged boats and equipment for fishing.	16,27,300	16,27,300
Assistance to Artisans for repairs/replacement of damaged tools and equipment.	2,70,00,000	2,70,00,000
Afforestation ..	2,01,08,588	2,01,08,588
Repairs and restoration of damaged irrigation and flood control works.	42,01,90,354 (a)	42,01,90,354
Repairs and restoration of damaged Roads and Bridges.	24,68,06,038	24,68,06,038
Repairs and restoration of damaged Government office building.	6,54,92,756	6,54,92,756
Repairs and restoration of damaged Government residential building.	3,82,15,623	3,82,15,623
Repairs and restoration of damaged water-supply drainage and sewerage works.	63,34,897	63,34,897
Assistance to local bodies and other non-Government bodies and institutions.	25,81,86,495	25,81,86,495
Other expenditure ..	9,42,88,538	9,42,88,538
Transfer from Reserve Funds and deposit accounts.	8,71,00,000	8,71,00,000
<i>Deduct—Amount met from famine relief fund.</i>	<i>—8,71,00,000</i>	<i>—8,71,00,000</i>
Total—B—Floods, Cyclones, etc. ..	1,66,38,44,582	1,66,38,44,582

(a) Includes Rs. 3,65,000 met out of advance from the Contingency Fund during the year 1981-82 and recouped to the Fund during the year 1982-83

STATEMENT No. 12—*contd.*
 (Figures in italics represent charged expenditure)

Heads	Actuals for 1982-83				Total
	Non-Plan	State Plan	Central Plan	Centrally-Sponsored Plan	
	1	2	3	4	
	R s.	R s.	R s.	R s.	R s.
EXPENDITURE HEADS					
(Revenue Account)— <i>contd.</i>					
(B)—Social and Community Services— <i>concl.</i>					
289—Relief on account of natural calamities— <i>concl.</i>					
	<i>8,71,00,000</i>				
Total—289	1,62,36,79,548	1,71,07,79,548
295—Other Social and Community Services—					
Zoological and Public gardens ..	5,19,082	4,18,176	9,37,258
Administration of Religious and Charitable Endowments Act	24,83,879	24,83,879
Upkeep of shrines and temples, etc.	20,90,561	20,90,561
Donation for charitable purposes	25,248	25,248
Tribal Areas Sub-Plan	1,88,720	1,88,720
Other expenditure ..	78,704	78,704
Total—295	51,97,474	6,06,896	58,04,370
Total—B—Social and Community Services	<i>8,81,27,171</i>				
	3,59,58,07,482	44,38,89,824	23,49,73,628	19,75,77,210	4,56,03,75,315
C—ECONOMIC SERVICES—					
(a) General Economic Services—					
296—Secretariat Economic Services—					
Planning Commission/Planning Board.	..	14,000	..	28,000	42,000
Secretariat ..	2,44,57,223	3,35,497	2,47,92,720
Other Offices ..	4,19,089	6,04,000	..	8,88,000	19,11,089
Total—296	2,48,76,312	9,53,497	..	9,16,000	2,67,45,809

STATEMENT No. 12—*contd.*

(Figures in italics represent charged expenditure)

Heads	Actuals for 1982-83				
	Non-Plan	State Plan	Central Plan	Centrally-Sponsored Plan	Total
1	2	3	4	5	6
	Rs.	Rs.	Rs.	Rs.	Rs.
EXPENDITURE HEADS					
(Revenue Account)— <i>contd.</i>					
C—ECONOMIC SERVICES— <i>contd.</i>					
(a)—General Economic Services— <i>concl.</i>					
297—Foreign Trade and Export Promotion—					
Administration of export promotion schemes	14,96,309	12,15,087	27,11,396
Total—297	14,96,309	12,15,087	27,11,396
298—Co-operation—					
Direction and Administration	2,86,48,617	32,35,881	3,18,84,498
Audit of co-operatives	1,19,27,672	5,43,607	1,24,71,279
Information and Publicity	..	16,75,000	16,75,000
Credit Co-operatives	75,00,000	13,510	75,13,510
Warehousing and Marketing Co-operatives	1,00,000	3,72,500	50,000	99,750	6,22,250
Industrial Co-operatives	4,17,24,108	81,72,190	1,79,538	8,85,000	5,09,60,836
Consumers Co-operatives	..	59,40,000	8,54,500	38,000	68,32,500
Tribal Areas Sub-Plan	..	55,29,351	55,29,351
Other co-operatives	3,41,245	8,46,762	11,88,007
Total—298	8,27,41,642	2,63,15,291	85,84,038	10,36,260	11,86,77,231
304—Other General Economic Services—					
Land and Ceilings	15,43,634	43,98,053	..	20,97,879	80,39,566
Economic Advice and Statistics	54,33,055	6,38,478	2,07,694	..	62,79,227
Regulation of weights and measures	27,39,360	2,74,730	30,14,090
Tribal Areas Sub-Plan	..	2,38,215	2,38,215
Other expenditure	1,40,526	1,40,526
Total—304	98,56,575	55,49,476	2,07,694	20,97,879	1,77,11,624
Total—(a)—General Economic Services	11,89,70,838	3,40,33,351	87,91,732	40,50,139	16,58,46,060

STATEMENT No. 12—contd.

(Figures in italics represent charged expenditure)

Heads	Actuals for 1982-83					Total
	Non-Plan	State Plan	Central Plan	Centrally sponsored Plan		
	1	2	3	4	5	
	Rs.	Rs.	Rs.	Rs.	Rs.	Rs.
EXPENDITURE HEADS						
(Revenue Account)—contd.						
C—ECONOMIC SERVICES—contd.						
(b) Agriculture and Allied Services—						
305—Agriculture—						
Direction and Administration	8,31,01,850	1,52,26,432	9,83,28,282
Multiplication and distribution of seeds	<i>16,000</i>	74,30,324	4,45,60,985
	3,71,14,661					
Agricultural farms	43,70,481	43,70,481
Manures and Fertilisers	21,26,783	3,32,521	24,59,304
High-yielding varieties programme	13,81,223	10,91,927	24,73,150
Plant protection	4,60,035	37,10,360	..	10,49,961	..	52,20,356
Commercial crops	53,38,285	1,14,77,851	6,51,631	36,36,250	..	2,11,04,017
Drought-prone area programme	..	68,08,600	..	66,87,430	..	1,34,96,030
Extension and farmers training	28,05,420	36,84,334	1,61,39,404	2,26,29,158
Agricultural education	1,10,56,528	60,28,907	1,70,85,435
Agricultural engineering	20,11,968	2,27,202	17,33,637	39,72,807
Agricultural Research	12,51,216	1,31,876	13,83,092
Agricultural economic and statistics	42,08,855	70,83,988	8,62,489	62,89,988	..	1,84,45,320
Storage and warehousing	-1,39,761	-1,39,761
Agricultural Marketing and quality control	11,49,318	18,72,859	21,29,283	51,51,460
Horticulture	79,64,914	49,41,538	1,29,06,452
Tribal Areas Sub-Plan	..	5,87,14,682	14,29,762	72,80,000	..	6,74,24,444
Other expenditure	21,47,695	8,52,70,625	..	9,21,915	..	8,83,40,235
Total—305	<i>16,000</i> 16,63,49,471	21,40,34,026	2,29,46,206	2,58,65,544	..	42,92,11,247

STATEMENT No. 12—contd.

(Figures in italics represent charged expenditure)

Heads	Actuals for 1982-83				
	Non-Plan	State Plan	Central Plan	Centrally-sponsored Plan	Total
	2	3	4	5	6
	Rs.	Rs.	Rs.	Rs.	Rs.
EXPENDITURE HEADS					
(Revenue Account)—contd.					
C—ECONOMIC SERVICES—contd.					
(b)—Agriculture and Allied Services—contd.					
306—Minor Irrigation—					
Investigation and development of ground water resources.	..	85,00,000	85,00,000
Tube-wells	..	60,00,000	60,00,000
Lift Irrigation Schemes	1,65,00,000	4,82,72,000	6,47,72,000
Tribal Areas Sub-Plan	..	68,897	68,897
Other Minor Irrigation works	2,21,59,304	81,58,146	3,03,17,450
Total—306	3,86,59,304	7,09,99,043	10,96,58,347 (b)
307—Soil and Water Conservation—					
Direction and Administration	36,32,689	38,67,944	75,00,633
Soil Survey and Testing	4,62,807	16,29,328	20,92,135
Research	2,08,151	2,08,151
Education and training	2,49,594	2,49,594
Soil Conservation Schemes	1,58,63,697	63,38,203	13,31,945	46,07,881	2,81,41,726
Tribal Areas Sub-Plan	..	45,21,141 (a)	55,96,064	..	1,01,17,206
Other expenditure	2,36,530	2,36,530
Total—307	2,06,53,468	1,63,56,616	69,28,009	46,07,881	4,85,45,974
308—Area Development—					
Ayacut Development	16.31,230	1,25,22,179	252	93,00,409	2,34,54,070
Total—308	16,31,230	1,25,22,179	252	93,00,409	2,34,54,070

(a) Excludes expenditure of Rs. 1,77,51,000 met out of advance from the Contingency Fund during 1982-83 but not recouped to the Fund till the close of the year.

(b) Includes Rs. 40,57,656 met out of advance from the Contingency Fund during 1981-82 and recouped to the Fund during the year 1982-83.

STATEMENT No. 12—*contd.*(*Figures in italics represent charged expenditure*)

Heads	Actuals for 1982-83				Total
	Non-Plan	State Plan	Central Plan	Centrally Sponsored Plan	
	2	3	4	5	
1	Rs.	Rs.	Rs.	Rs.	Rs.

EXPENDITURE HEADS(Revenue Account)—*contd.*(b) Agriculture and Allied Services—*contd.***C—ECONOMIC SERVICES—*contd.*****309—Food—**

Procurement and supply	1,04,65,882	28,000	1,04,93,882
Nutritious and subsidiary food	40,611	40,611
Total—309	1,05,06,493	28,000	1,05,34,493

310—Animal Husbandry—

Direction and Administration	65,20,432	6,98,030	72,18,462
Veterinary Education and Training	2,79,448	4,39,405	7,18,853
Veterinary Services and Animal Health	4,44,76,511	85,32,360	..	3,15,165	5,33,24,036
Veterinary Research	97,804	97,804
Investigation and Statistics	4,39,544	6,50,570	10,90,114
	5,77,255				
Cattle Development	2,63,85,045	23,34,925	..	83,21,062	3,76,18,287
Poultry Development	61,36,466	4,92,962	66,29,428
Sheep and Wool Development	4,06,479	4,06,479
Piggery Development	2,73,775	2,73,775
Fodder and feed development	9,63,017	1,47,894	11,10,911
Tribal Areas Sub-Plan	..	57,07,677	57,07,677
Other expenditure	11,45,458	17,30,267	..	10,35,498	39,11,223
Total—310	8,71,23,979	2,07,34,090	..	96,71,725	11,81,07,049

STATEMENT No. 12—*contd.**(Figures in italics represent charged expenditure)*

Heads 1	Actuals for 1982-83				Total 6
	Non-Plan	State Plan	Central Plan	Centrally Sponsored Plan	
	Rs.	Rs.	Rs.	Rs.	
EXPENDITURE HEADS					
(Revenue Account)— <i>contd.</i>					
C—ECONOMIC SERVICES— <i>contd.</i>					
(b) Agriculture and Allied Services— <i>contd.</i>					
311—Dairy Development—					
Direction and Administration	1,86,345	—	1,86,345
Milk Supply Scheme, Kaimati	30,449	30,449
Tribal Areas Sub-Plan	..	11,880	..	—	11,880
Other expenditure	—	7,46,208	..	—	7,46,208
Total—311	2,16,794	7,58,088	—	..	9,74,882
312— Fisheries—					
Direction and Administration	49,57,469	8,73,011	58,30,480
Research	11,48,239	5,17,686	16,65,925
Education and Training	4,78,836	8,60,014	13,38,850
Inland fisheries	62,05,123	52,64,265	..	13,30,000	1,27,99,388
Fishing harbour and landing facilities.	—	13,34,432	13,34,432
Off-shore fisheries	22,01,660	7,11,121	..	—	29,12,781
Processing, Preservation and Marketing.	3,48,734	1,49,999	4,98,733
Mechanisation and improvement of fishing crafts.	..	4,85,752	—	..	4,85,752
Tribal Areas Sub-Plan	..	49,30,746	—	..	49,30,746
Other expenditure	3,11,283	7,75,419	10,86,702
Total—312	1,56,51,344	1,59,02,445	..	13,30,000	3,28,83,789

STATEMENT No 12—*contd.*

(Figures in italics represent charged expenditure)

Heads	Actuals for 1982-83				
	Non-Plan	State Plan	Central Plan	Centrally Sponsored Plan	Total
	1	2	3	4	5
	Rs.	Rs.	Rs.	Rs.	Rs.
EXPENDITURE HEADS					
(Revenue Account)— <i>contd.</i>					
C—ECONOMIC SERVICES— <i>contd.</i>					
(b) Agriculture and Allied Services— <i>contd.</i>					
313—Forest—					
Direction and Administration	6,26,01,117	17,67,321	6,43,68,438
Research	..	4,74,049	4,74,049
Education and Training	..	15,58,233	15,58,233
Forest conservation and development.	44,14,116	36,45,231	..	5,62,001	86,21,348
Survey of forest resources	70,000	70,000
Plantation Schemes	..	72,06,170	46,99,628	54,32,769	1,73,38,567
Farm Forestry	..	(a) 65,336	65,336
Forest Produce	26,54,000	26,54,000
Communication and buildings	34,85,984	34,85,984
Departmental working of Forest Coupes and Depots	61,62,649	61,62,649
Tribal Areas Sub-Plan	..	46,43,847	..	9,25,000	55,68,847
Other expenditure	5,21,438	..	1,11,873	..	6,33,311
Total—313	7,99,09,304	1,93,60,187	48,11,501	69,19,770	11,10,00,762 (a)
314—Community Development—					
A—General					
Direction and Administration	1,63,36,087	47,89,501	2,11,25,588
Training	6,15,399	6,15,399
Assistance to Panchayati Raj Institutions.	21,000 5,99,48,855	26,00,769	6,25,70,624

(a) Excludes expenditure of Rs. 2,68,48,473 met out of advance from the Contingency Fund during 1982-83 but not recouped to the Fund till the close of the year.

STATEMENT No. 12—*contd.*

(Figures in italics represent charged expenditure)

Heads	Actuals for 1982-83				Total
	Non-Plan	State Plan	Central Plan	Centrally Sponsored Plan	
1	2	3	4	5	6
	Rs.	Rs.	Rs.	Rs.	Rs.
EXPENDITURE HEADS					
(Revenue Account)— <i>contd.</i>					
C—ECONOMIC SERVICES— <i>contd.</i>					
(b)—Agriculture and Allied Services— <i>contd.</i>					
314—Community Development— <i>concl.</i>					
A—General— <i>concl.</i>					
Tribal Areas Sub-Plan	..	21,25,072	21,25,072
Other expenditure	50,000	50,000
Total—A—General	21,000 7,69,50,341	95,15,342	8,64,86,683
B—Community Development Programmes					
Other expenditure	803	..	10,00,761	4,511	10,06,075
Total—B—Community Development Programmes	803	..	10,00,761	4,511	10,06,075
C—Rural Works Programme					
Water supply and sanitation	9,94,996	12,50,000	22,44,996
Minor Irrigation	..	1,05,25,027	..	8,46,046	1,13,71,073
Roads	4,67,93,997	97,73,110	..	1,60,65,136	7,26,32,243
Tribal Areas Sub-Plan	..	44,71,100 (a)	44,71,100
Total—C—Rural Works Programme.	4,77,88,993	2,60,19,237	..	1,69,11,182	9,07,19,412

(a) Excludes Rs. 1,91,28,104 met out of advance from the Contingency Fund during 1982-83 but not recouped to the Fund till the close of the year.

STATEMENT No. 12—*contd.**(Figures in italics represent charged expenditure)*

Heads	Actuals for 1982-83				Total
	Non-Plan	State Plan	Central Plan	Centrally Sponsored Plan	
1	2	3	4	5	
	Rs.	Rs.	Rs.	Rs.	Rs.
EXPENDITURE HEADS					
(Revenue Account)—<i>contd.</i>					
C—ECONOMIC SERVICES—<i>contd.</i>					
<i>(b)—Agriculture and Allied Services—<i>contd.</i></i>					
314—Community Development— <i>concl'd.</i>					
<i>D—National Rural Employment Programme—</i>					
Minor Irrigation	24,46,000	24,46,000
Soil and Water conservation	33,39,051	33,39,051
Forest	4,39,244	11,56,381	15,95,625
Community Centres	84,45,549	84,45,549
Roads	1,01,11,317	1,01,11,317
Tribal Areas Sub-Plan	2,36,17,661	2,36,17,661
Other expenditure	6,36,57,539	6,36,57,539
Total—D—National Rural Employment Programme.	4,39,244	11,27,73,498	11,32,12,742
Total—314	21,000 12,51,79,381	3,55,34,579	10,00,761	12,96,89,191	29,14,24,912 (a) (b)
Total—(b)—Agriculture and Allied Services.	6,14,255 54,58,80,768	40,62,01,253	3,56,86,729	18,74,12,520	1,17,57,95,525
<i>(c)—Industry and Minerals</i>					
320—Industries—					
<i>A—General—</i>					
Other Expenditure	2,30,830	78,00,000	80,30,830
Total—320	2,30,830	78,00,000	80,30,830

(a) Excludes Rs. 90,000 met out of advance from the Contingency Fund during 1982-83 but not recouped to the Fund till the close of the year.

(b) Includes Rs. 14,66,277 met out of advance from the Contingency Fund during 1981-82 and recouped to the Fund during the year 1982-83.

STATEMENT No. 12—*contd.**(Figures in italics represent charged expenditure)*

Heads	Actuals for 1982-83					Total
	Non-Plan	State Plan	Central Plan	Centrally Sponsored Plan		
1	2	3	4	5	6	
	Rs.	Rs.	Rs.	Rs.	Rs.	
EXPENDITURE HEADS						
<i>(Revenue Account)—contd.</i>						
C—ECONOMIC SERVICES—contd.						
<i>(c)—Industry and Minerals—concl'd.</i>						
321—Village and Small Industries—						
Direction and Administration	70,78,026	80,51,280	..	44,86,201	1,96,15,507	
Industrial Estates	20,000	20,000	
Small Scale Industries	19,50,867	1,00,65,865	1,50,287	..	1,21,67,019	
Handloom Industries	5,54,217	9,72,047	15,26,264	
Handicraft Industries	65,68,958	19,32,670	85,01,628	
Khadi Industries	15,00,000	15,00,000	30,00,000	
Coir Industries	1,86,506	2,91,701	4,78,207	
Government Pottery Centre, Jharsuguda.	8,66,599	8,66,599	
Sericulture Industries	17,44,677	2,68,660	20,13,337	
Tribal Areas Sub-Plan	..	36,05,944	..	11,70,682	47,76,626	
Other Expenditure	1,08,893	7,90,251	6,00,000	..	68,99,144	
Total—321	2,05,78,743	2,74,78,418	61,50,287	56,56,883	5,98,64,331	
328—Mines and Minerals—						
B—Regulation and Development of Mines—						
Direction and Administration.	58,71,383	16,77,204	75,48,587	
Mineral exploration	33,30,709	39,11,237	72,41,946	
Research	4,52,931	2,41,058	6,93,989	
Tribal Areas Sub-Plan	..	32,39,979	32,39,979	
Other expenditure	..	58,856	58,856	
Total—328	96,55,023	91,28,334	1,87,83,357	
Total—(c)—Industry and Minerals.	3,04,64,596	4,44,06,752	61,50,287	56,56,883	8,66,78,518	

STATEMENT No. 12—Contd.

(Figures in italics represent charged expenditure)

Heads	Actuals for 1982-83				Total
	Non-Plan	State Plan	Central Plan	Centrally Sponsored Plan	
1	2	3	4	5	6
	Rs.	Rs.	Rs.	Rs.	Rs.
EXPENDITURE HEADS					
<i>(Revenue Account)—Contd.</i>					
C—ECONOMIC SERVICES—Contd.					
<i>(d)—Water and Power Development—</i>					
331—Water and Power Development—					
<i>(A)—Water Development—</i>					
Research	63	63
Survey and Investigation	..	1,02,72,674	1,02,72,674
Total—A—Water Development	63	1,02,72,674	1,02,72,737
<i>(B)—Power Development—</i>					
Survey and Investigation	..	35,65,327	35,65,327
Total—B—Power Development	..	35,65,327	35,65,327
Total—331	63	1,38,38,001	1,38,38,064
332—Multipurpose River Projects—					
<i>A—Hirakud Dam Project—</i>					
Direction and Administration	13,71,853	13,71,853
Irrigation Scheme	1,60,43,769	1,60,43,769
Total—A—Hirakud Dam Project	1,74,15,622	1,74,15,622

STATEMENT No. 12—Contd.

(Figures in italics represent charged expenditure)

Heads	Actuals for 1982-83					Total
	Non-Plan	State Plan	Central Plan	Centrally Sponsored Plan		
	1	2	3	4	5	
	Rs.	Rs.	Rs.	Rs.	Rs.	Rs.
EXPENDITURE HEADS						
(Revenue Account)—Contd.						
C—ECONOMIC SERVICES—Contd.						
(d) Water and Power Development—Contd.						
<i>B—Balimela Dam Project —</i>						
Irrigation Scheme	24,75,787		24,75,787
Total—B—Balimela Dam Project	24,75,787		24,75,787
<i>Upper Kolab Project—</i>						
Irrigation Scheme	2,61,133		2,61,133
Power Scheme	90,335		90,335
Total—Upper Kolab Project	3,51,468		3,51,468
Total—332	2,02,42,877		2,02,42,877
333—Irrigation, Navigation, Drainage and Flood Control Projects—						
<i>A—Irrigation Projects (Commercial)—</i>						
Orissa Canals	28,41,821		28,41,821
Modernisation of Rushikulya system	33,37,175		33,37,175
Delta Irrigation Project	1,39,46,750		1,39,46,750
Salandi Irrigation Project	22,70,909		22,70,909
<i>Medium Irrigation Projects</i>						
Budha Budhiani Irrigation Project	1,77,422		1,77,422
Bahuda Irrigation Project	4,60,661		4,60,661
Baghua Irrigation Project	1,82,387		1,82,387
Bhaskal Dam Project	1,57,838		1,57,838
Dadar Ghati Irrigation Project	1,41,631		1,41,631

STATEMENT No. 12—Contd.

(Figures in italics represent charged expenditure)

Heads	Actuals for 1982-83				Total
	Non-Plan	State Plan	Central Plan	Centrally Sponsored Plan	
1	2	3	4	5	6
	Rs.	Rs.	Rs.	Rs.	Rs.

EXPENDITURE HEADS
(Revenue Account)—Contd.

C—ECONOMIC SERVICES—Contd.

(d) Water and Power Development—Contd.

333—Irrigation, Navigation, Drainage and Flood Control Projects—Contd.

A—Irrigation Projects (Commercial).—Concl'd.

Dhanei Irrigation Project	2,76,275	2,76,275
Daha Irrigation Project	1,28,080	—	1,28,080
Dahuka Irrigation Project	1,69,811	1,69,811
Dumberbahl Irrigation Project	1,33,915	1,33,915
Darjang Irrigation Project	3,24,592	3,24,592
Ghodahada Irrigation Project	3,67,238	3,67,238
Hiradharbati Irrigation Project	3,07,450	3,07,450
Khajkei Irrigation Project ..	3,91,027	3,91,027
Kalo Irrigation Project ..	2,48,782	2,48,782
Nasa Irrigation Project ..	63,110	63,110
Pitamahal Irrigation Project	1,44,061	1,44,061
Salia Irrigation Project ..	4,49,008	4,49,008
Salki Irrigation Project ..	10,74,537	10,74,537
Saipal Irrigation Project ..	1,60,142	1,60,142
Sunder Irrigation Project ..	1,30,467	1,30,467
Uttei Irrigation Project ..	5,20,516	5,20,516
Total—Medium Irrigation .. Projects	60,08,950	60,08,950
Total—A—Irrigation Projects (Commercial)	2,84,05,605	2,84,05,605

STATEMENT No. 12—Contd.

(Figures in italics represent charged expenditure)

Heads	Actuals for 1982-83					Total
	Non-Plan	State Plan	Central Plan	Centrally Sponsored Plan		
1	2	3	4	5	6	
	Rs.	Rs.	Rs.	Rs.	Rs.	
EXPENDITURE HEADS						
(Revenue Account)—Contd.						
C—ECONOMIC SERVICES—Contd.						
(d) Water and Power Development—Concl'd.						
D—Navigation Projects (Non-Commercial)—						
333—Irrigation, Navigation, Drainage and Flood Control Projects—Concl'd.						
Orissa coast canals ..	2,58,571	2,58,571	
Total—D—Navigation Projects (Non-Commercial)	2,58,571	2,58,571	
G—Flood Control and Anti-sea erosion Projects—						
Direction and Administration	-74,06,130	-74,06,130	
Machinery and equipment ..	-97,06,014	-97,06,014	
Suspense ..	1,21,73,198	1,21,73,198	
Anti-sea erosion Works ..	22,77,244	22,77,244	
River embankments ..	2,71,68,829	2,71,68,829	
Total—G—Flood control and anti-sea erosion Projects	2,45,07,127	2,45,07,127	
Total—333	5,31,71,303	5,31,71,303	
334—Power Projects						
A—Hydro-Electric Schemes—						
Direction and Administration	6,06,334	6,06,334	
Total—A—Hydro-Electric Schemes	6,06,334	6,06,334	
Total—334	6,06,334	6,06,334	
Total—(d)—Water and Power Development	7,40,20,577	1,38,38,001	8,78,58,578	

STATEMENT No. 12—Contd.

(Figures in italics represent charged expenditure)

Heads	Actuals for 1982-83				Total
	Non-Plan	State Plan	Central Plan	Centrally Sponsored Plan	
	1	2	3	4	
	Rs.	Rs.	Rs.	Rs.	Rs.

EXPENDITURE HEADS

(Revenue Account)—Contd.

C—ECONOMIC SERVICES—

(e) Transport and Communications—

335—Ports, Lighthouses and Shipping—

A—Ports and Pilotage—

Port Management	7,01,872	7,01,872
Total—335	7,01,872	7,01,872

336—Civil Aviation—

Aerodromes and Air route services	11,84,200	2,05,002	13,89,202
Aeronautical Communication services	46,91,754	46,91,754
Total—336	58,75,954	2,05,002	60,80,956

337—Roads and Bridges—

Direction and Administration	305	305
State Highways	3,21,64,584	3,21,64,584
District and other Roads	11,86,58,819	11,86,58,819
Suspense	1,43,10,431	1,43,10,431
Other expenditure	46,22,403	46,22,403
Total—337	16,97,56,542	16,97,56,542

(a)

(a) Includes Rs. 69,47,038 met out of advance from the Contingency Fund during the year 1981-82 and recouped to the Fund during the year 1982-83.

STATEMENT No. 12—Contd.

(Figures in italics represent charged expenditure)

Heads	Actuals for 1982-83				Total
	Non-Plan	State Plan	Central Plan	Centrally Sponsored Plan	
1	2	3	4	5	6
	Rs.	Rs.	Rs.	Rs.	Rs.
EXPENDITURE HEADS					
(Revenue Account)—Contd.					
C—ECONOMIC SERVICES—Concl.					
(e) Transport and Communications—Concl.					
338—Road and Water Transport Services—					
A—Road Transport—					
Other expenditure	893	893
Total—A—Road Transport	893	893
B—Water Transport—					
Direction and Administration	2,85,847	1,76,821	4,62,668
Government Transport Services—					
Working expenses	2,51,813	3,86,003	6,37,816
Training and Research	..	1,63,290	1,63,290
Total—B—Water Transport	5,37,660	7,26,114	12,63,774
Total—338	5,38,553	7,26,114	12,64,667
339—Tourism—					
Direction and Administration	1,46,057	4,36,148	5,82,205
Tourist Information and Publicity	10,12,790	15,97,322	26,10,112
Tourist Centres	..	1,54,793	1,54,793
Other expenditure	..	48,724	48,724
Total—339	11,58,847	22,36,987	33,95,834
Total—(e)—Transport and Communications	17,80,31,768	31,68,103	18,11,99,871
Total—C—Economic Services	6,14,255 94,73,68,547	50,16,47,460	5,06,28,748	19,71,19,542	1,69,73,78,552

STATEMENT No. 12—Contd.

(Figures in italics represent charged expenditure)

Heads	Actuals for 1982-83					Total
	Non-Plan	State Plan	Central Plan	Centrally Sponsored Plan		
1	2	3	4	5	6	
	Rs.	Rs.	Rs.	Rs.	Rs.	
EXPENDITURE HEADS						
(Revenue Account)—Concid.						
D—GRANTS-IN-AID AND CONTRIBUTIONS—						
363—Compensation and Assignment to Local Bodies and Panchayati Raj Institutions—						
Entertainment Tax	1,00,80,897	1,00,80,997	
Other Miscellaneous compensation and Assignments	3,10,16,258	3,10,16,258	
Total—363	4,10,97,155	4,10,97,155	
Total—D—Grants-in-aid and contributions	4,10,97,155	4,10,97,155	
Total—Expenditure Heads (Revenue Account)	89,37,47,194 5,64,76,30,764	1,01,56,29,205	28,57,97,901	40,31,82,337	8,24,59,87,401	

(Capital Account)

A—CAPITAL ACCOUNT OF GENERAL SERVICES—

459—Capital Outlay on Public Works	1,63,672	1,631	70,760	..	1,82,56,795
	29,56,460	1,50,64,272			
Total—459	1,63,672	1,631	70,760	..	1,82,56,795
	29,56,460	1,50,64,272			
Total—A—Capital Account of General Services	1,63,672	1,631	70,760	..	1,82,56,795
	29,56,460	1,50,64,272			

STATEMENT No. 12—Contd.
(Figures in italics represent charged expenditure)

Heads	Actuals for 1982-83				Total
	Non-Plan	State Plan	Central Plan	Centrally Sponsored Plan	
1	2	3	4	5	6
	Rs.	Rs.	Rs.	Rs.	Rs.
EXPENDITURE HEADS (Capital Account)—Contd.					
B—CAPITAL ACCOUNT OF SOCIAL AND COMMUNITY SERVICES—					
477—Capital Outlay on Education and Culture	6,97,663	2,37,21,885	84,45,805	15,42,000	3,44,07,353
480—Capital Outlay on Medical	..	32,02,439	..	39,47,492	71,49,931
482—Capital Outlay on Public Health, Sanitation and Water-Supply	23,968	2,56,91,415	2,57,15,113
483—Capital Outlay on Housing	7,016 12,63,420	1,523 2,61,60,850	7,75,331	78,21,015	3,60,29,155
484—Capital Outlay on Urban Development	..	17,94,520	17,94,520
485—Capital Outlay on Information and Publicity	..	-11,105	-11,105
488—Capital Outlay on Social Security and Welfare	..	32,89,182	..	20,14,570	53,03,752
Total—B—Capital Account of Social and Community Services	30,714 19,61,083	1,523 3,38,49,186	92,21,136	1,53,25,077	11,03,88,719
C—CAPITAL ACCOUNT OF ECONOMIC SERVICES—					
(a) Capital Account of General Economic Services—					
498—Capital Outlay on Co-operation	..	5,10,83,290	5,46,81,275 (a)(b)	20,58,500	10,78,23,065
500—Investments in General Financial and Trading Institutions	..	10,00,000	10,00,000

(a) Includes Rs. 1,00,000 met out of advance from the Contingency Fund during 1981-82 and recouped to the Fund during 1982-83.

(b) Excludes Rs. 5,00,000 met out of advance from the Contingency Fund during 1982-83 but not recouped to the Fund till the close of the year.

STATEMENT No. 12—Contd.

(Figures in italics represent charged expenditure)

Heads	Actuals for 1982-83				Total
	Non-Plan	State Plan	Central Plan	Centrally Sponsored Plan	
1	2	3	4	5	6
EXPENDITURE HEADS	Rs.	Rs.	Rs.	Rs.	Rs.
(Capital Account)—Contd.					
B—CAPITAL ACCOUNT OF ECONOMIC SERVICES					
<i>(a) Capital Account of General Economic Services—Concl'd.</i>					
504—Capital Outlay on other General Economic Services	6,60,792	6,60,792
Total—(a)—Capital Account of General Economic Services	6,60,792	5,20,83,290	5,46,81,275	20,58,500	10,94,83,857
<i>(b) Capital Account of Agriculture and Allied Services—</i>					
505—Capital Outlay on Agriculture	—1,05,00,095 (a)	38,058	—1,04,62,037
506—Capital Outlay on Minor Irrigation, Soil Conservation and Area Development	73,000	41,60,987	13,02,43,609
		12,60,09,622			
509—Capital Outlay on Food	..	—5,25,89,400 (a)	—5,25,89,400
510—Capital Outlay on Animal Husbandry	..	2,27,159	..	7,50,848	9,78,007
512—Capital Outlay on Fisheries	..	10,00,753	10,00,753
513—Capital Outlay on Forests	3,33,88,641	63,83,845	3,97,72,486
514—Capital Outlay on Community Development	—32,529 (a)	—32,529
515—Investments in Agricultural Financial Institutions	..	31,00,000	31,00,000
Total—(b)—Capital Account of Agriculture and Allied Services	2,29,29,017	41,60,987	..	7,50,848	11,20,10,889
		8,41,70,037			

(a) The minus transaction is due to more receipts than expenditure

STATEMENT No. 12—Contd.

(Figures in italics represent charged expenditure)

Heads	Actuals for 1982-83				Total
	Non-Plan	State Plan	Central Plan	Centrally Sponsored Plan	
1	2	3	4	5	6
EXPENDITURE HEADS	Rs.	Rs.	Rs.	Rs.	Rs.
(Capital Account)—Contd.					
C—CAPITAL ACCOUNT OF ECONOMIC SERVICES— Contd.					
(c) Capital Account of Industry and Minerals—					
520—Capital Outlay on Industrial Research and Development	..	4,09,83,000	4,09,83,000
521—Capital Outlay on Village and Small Industries	..	1,18,59,029	1,00,000	21,00,000	1,40,59,029
522—Capital Outlay on Machinery and Engineering Industries	..	44,18,441	44,18,441
528—Capital Outlay on Mining and Metallurgical Industries	..	1,00,00,000	1,00,00,000
530—Investments in Industrial Financial Institutions	..	2,15,00,000	2,15,00,000
Total—(c)—Capital Account of Industries and Minerals	..	8,87,60,470	1,00,000	21,00,000	9,09,60,470
(d) Capital Account of Water and Power Development—					
531—Capital Outlay on Water and Power Development Services	..	6,95,969	6,95,969
532—Capital Outlay on Multi-purpose River Projects		<i>2,68,354</i>	<i>23,76,949</i>	13,45,74,190	77,78,98,239
		-10,13,194	64,16,91,940	..	
533—Capital Outlay on Irrigation, Navigation, Drainage and Flood Control Projects	..	<i>22,72,860</i>	43,12,84,661
		42,90,11,801	
Total—(d)—Capital Account of Water and Power Development		<i>2,68,354</i>	<i>46,49,809</i>	13,45,74,190	1,20,98,78,869
		-10,13,194	1,07,13,99,710	..	

STATEMENT No. 12—Concl.

(Figures in italics represent charged expenditure)

Heads	Actuals for 1982-83					Total
	Non-Plan	State-Plan	Central Plan	Centrally Sponsored Plan		
	2	3	4	5	6	
I	Rs.	Rs.	Rs.	Rs.	Rs.	
EXPENDITURE HEADS (Capital Account)—Concl.						
C—CAPITAL ACCOUNT OF ECONOMIC SERVICES—Concl.						
(e) Capital Account of Transport and Communications—						
535—Capital Outlay on Ports, Lighthouses and Shipping.	..	1,11,52,311	1,11,52,311
536—Capital Outlay on Civil Aviation.	..	35,19,483	—	35,19,483
537—Capital Outlay on Roads and Bridges.	<i>3,11,219</i>	<i>7,96,261</i>	1,73,988	33,21,001	..	14,52,75,942
	15,34,157	13,91,39,316 (a)				
538—Capital Outlay on Road and Water Transport Services.	..	78,00,000	78,00,000
544—Capital Outlay on other Transport and Communication Services.	..	49,66,210	49,66,210
Total—(e)—Capital Account of Transport and Communications.	<i>3,11,219</i>	<i>7,96,261</i>	1,73,988	33,21,001	..	17,27,13,946
	15,34,157	16,65,77,320				
Total—(C)—Capital Account of Economic Services.	<i>5,79,573</i>	<i>96,07,057</i>	18,95,29,453	82,30,349	..	1,69,50,48,031
	2,41,10,772	1,46,29,90,827				
Total—Expenditure Heads (Capital Account).	<i>7,73,959</i>	<i>96,10,211</i>	19,88,21,349	2,35,55,426	..	1,82,36,93,545
	2,90,28,315	1,56,19,04,285				
Grand Total Expenditure	<i>89,45,21,153</i>	<i>96,10,211</i>	48,46,19,250	42,67,37,763	..	10,06,96,80,946
	5,67,66,59,079	2,57,75,33,490				

(a) Includes Rs. 1,00,74,008 met out of advances from the Contingency Fund during 1981-82 and recouped to the Fund during the year 1982-83.

STATEMENT No. 13—DETAILED STATEMENT OF CAPITAL EXPENDITURE DURING AND TO THE END OF 1982-83

Nature of Expenditure	Expenditure during 1982-83					Expenditure to the end of 1982-83
	Non-Plan	State Plan	Central Plan	Centrally Sponsored Plan	Total	
1	2	3	4	5	6	7
	Rs.	Rs.	Rs.	Rs.	Rs.	Rs.
EXPENDITURE HEADS						
(Capital Account)						
A—CAPITAL ACCOUNT OF GENERAL SERVICES						
459—Capital Outlay on Public Works						
Direction and Administration	3,44,74,165
Construction—						
(Construction of Orissa Government Press at Madhupatna)	66,24,226
Construction of Heads of Departments building at Bhubaneswar	1,16,87,622
Construction of Orissa Bhawan at New Delhi	22,20,974
Other schemes each costing 50 lakhs and less	31,20,132	1,50,36,916	70,760	..	1,82,27,808	26,00,98,960
Total—Construction	31,20,132	1,50,36,916	70,760	..	1,82,27,808	28,06,31,782
Machinery and Equipment	3,12,04,830
Suspense	10,74,543
Tribal Areas Sub-Plan	..	28,987	28,987	58,73,982
Other expenditure	1,37,49,565
Total—459	31,20,132	1,50,65,903	70,760	..	1,82,56,795	36,70,08,867
Total—A—Capital Account of General Services	31,20,132	1,50,65,903	70,760	..	1,82,56,795	36,70,08,867

STATEMENT No. 13—contd.

Nature of Expenditure	Expenditure during 1982-83					Expenditure to the end of 1982-83
	Non-Plan	State Plan	Central Plan	Centrally Sponsored Plan	Total	
	1	2	3	4	5	
	Rs.	Rs.	Rs.	Rs.	Rs.	Rs.
EXPENDITURE HEADS						
(Capital Account)—contd.						
B—CAPITAL ACCOUNT OF SOCIAL AND COMMUNITY SERVICES.						
477—Capital Outlay on Education, Art and Culture.—						
Secondary Education	6,97,663	19,44,890	26,42,553	5,15,88,046
University and other Higher Education.	..	74,18,021	74,18,021	5,13,97,950
Technical Education	..	1,06,00,105	84,45,805	15,42,000	2,05,87,910	3,22,74,983
Tribal Areas Sub-Plan	..	22,55,439	22,55,439	1,11,13,030
Archives and Museums	9,56,219
Other expenditure	..	15,03,430	15,03,430	56,64,854
Total—477	.. 6,97,663	2,37,21,885	84,45,805	15,42,000	3,44,07,353	15,29,95,082
480—Capital Outlay on Medical—						
<i>A—Allopathy</i>						
Medical Relief	..	3,76,647	..	38,04,265	41,80,912	3,82,86,609
Medical Education—						
Improvement of M. K. C. G. Medical College and Hospital at Berhampur—						
Construction of Indoor Hospital.	27,13,118
Other schemes each costing Rs. 50 lakhs and less.	92,23,211
Total—Medical Education	1,19,36,329

STATEMENT No.13—Contd.

Nature of Expenditure	Expenditure during 1982-83					Expenditure to the end of 1982-83
	Non-Plan	State Plan	Central Plan	Centrally Sponsored Plan	Total	
1	2	3	4	5	6	7
EXPENDITURE HEADS (Capital Account)—contd.	Rs.	Rs.	Rs.	Rs.	Rs.	Rs.
B—CAPITAL ACCOUNT OF SOCIAL AND COMMUNITY SERVICES—contd.						
480—Capital Outlay on Medical—concl'd.						
<i>A—Allopathy</i>						
Tribal Areas Sub-Plan	..	5,78,631	..	1,43,227	7,21,858	98,91,021
Drug manufacture	3,70,997
Other expenditure	..	22,47,161	22,47,161	3,60,74,108
Total—A—Allopathy..	..	32,02,439	..	39,47,492	71,49,931	9,65,59,064
<i>B—Other Systems of Medicine.</i>						
Ayurvedic	14,18,849
Homoeopathy	3,88,037
Total—B—Other Systems of Medicine	18,06,886
Total—480	..	32,02,439	..	39,47,492	71,49,931	9,83,65,950
481—Capital Outlay on Family Welfare						
<i>Other expenditure</i>						
<i>Family Welfare—</i>						
Gross expenditure	33,72,198
<i>Deduct—Receipts and Recoveries on Capital Account</i>	—20,70,323
Total—481	13,01,875

STATEMENT No. 13--contd.

Nature of Expenditure	Expenditure during 1982-83					Expenditure to the end of 1982-83
	Non-Plan	State Plan	Central Plan	Centrally Sponsored Plan	Total	
1	2	3	4	5	6	7
	Rs.	Rs.	Rs.	Rs.	Rs.	Rs.
EXPENDITURE HEADS						
(Capital Account)—contd.						
B—CAPITAL ACCOUNT OF SOCIAL AND COMMUNITY SERVICES—contd.						
482—Capital Outlay on Public Health, Sanitation and Water-Supply—						
Public Health and Sanitation Programmes	—	4,65,685
Sewerage schemes	..	12,37,262	12,37,262	1,95,62,456
Urban Water-Supply Programmes	..	1,94,95,126	1,94,95,126	1,94,95,126
Town Water-Supply Project to Berhampur	3,66,99,342
Water-Supply to Rowkela Town	1,34,16,000
Other schemes costing Rs. 50 lakhs and less	9,88,21,103
Total—Urban Water Supply Programmes	16,84,31,571
Tribal Areas Sub-Plan	..	49,59,027	49,59,027	1,34,67,264
Other expenditure	23,698	23,698	10,24,164
Total—482	23,968	2,56,91,415	2,57,15,113	20,39,71,600
483—Capital Outlay on Housing—						
A—Government Residential Buildings—						
Development of land for Director of Public Instructions Quarters at Bhubaneswar	8,09,000
Development of site in Nuapalli Area	40,09,456
Construction of Residential Quarters in New Capital A, B, C, D, E, F type	1,18,10,101
Other Schemes each costing Rs. 50 lakhs and less	53,41,237	1,97,20,270	7,75,331	78,21,015	2,29,75,379	34,22,24,292
Total—Construction	53,41,237	1,97,20,270	7,75,331	78,21,015	2,29,75,379	35,88,52,849

STATEMENT No. 13—*contd.*

Nature of Expenditure	Expenditure during 1982-83					Expenditure to the end of 1982-83
	Non-Plan	State Plan	Central Plan	Centrally Sponsored Plan	Total	
1	2	3	4	5	6	7
	Rs.	Rs.	Rs.	Rs.	Rs.	Rs.
EXPENDITURE HEADS						
<i>(Capital Account)—contd.</i>						
B—CAPITAL ACCOUNT OF SOCIAL AND COMMUNITY SERVICES—contd.						
483—Capital Outlay on Housing— <i>concl.</i>						
Police Housing Scheme	—	—	—	—	—	90,35,656
Tribal Areas Sub-Plan	—	17,67,406	—	—	17,67,406	3,97,83,505
Other expenditure	66,13,438	1,523	—	—	66,14,961	1,98,97,889
<i>B—Other Housing Schemes</i>						
Rental Housing Scheme	—1,765	8,09,877	—	—	8,08,112	8,96,44,577
Subsidised Industrial Housing Schemes	—	—	—	—	—	1,17,922
Police Housing Schemes	—	36,00,000	—	—	36,00,000	36,00,000
Other Investments each of Rs. 50 lakhs	—	—	—	—	—	66,23,000
Tribal Areas Sub-Plan	—	2,63,297	—	—	2,63,297	4,91,448
Total—483	12,70,436	2,61,62,373	7,75,331	78,21,015	3,60,29,155	52,80,46,846
484—Capital Outlay on Urban Development—						
<i>A—General—</i>						
Buildings	—	—	—	—	—	5,97,742
Other expenditure	—	14,94,520	—	—	14,94,520	1,28,56,341
Tribal Areas Sub-Plan	—	3,00,000	—	—	3,00,000	6,00,000
Total—484	—	17,94,520	—	—	17,94,520	1,40,54,083
485—Capital Outlay on Information and Publicity—						
Information and Publicity	—	—11,105	—	—	—11,105	14,25,357
Other expenditure	—	—	—	—	—	1,23,763
Total—485	—	—11,105	—	—	—11,105	15,49,120

STATEMENT No. 13—Contd.

Nature of expenditure	Expenditure during 1982-83				Total	Expenditure to the end of 1982-83
	Non-Plan	State Plan	Central Plan	Centrally Sponsored Plan		
1	2	3	4	5	6	7
	Rs.	Rs.	Rs.	Rs.	Rs.	Rs.
EXPENDITURE HEADS						
(Capital Account)—Contd.						
B—CAPITAL ACCOUNT OF SOCIAL AND COMMUNITY SERVICES—concl.						
488—Capital Outlay on Social Security and Welfare—						
D—Other Rehabilitation Schemes—						
Other expenditure	60,000
E—Other Social Security and Welfare Programmes—						
Other expenditure	2,21,77,778
Deduct—Receipts and Recoveries on Capital Account						
Net expenditure	—9,94,952
Welfare of Scheduled Castes, Scheduled Tribes and Other Backward classes	..	27,79,890	..	20,14,570	47,94,460	1,21,57,743
Investment—						
(a) Share Capital investment in Tribal Development Co-operative Corporation						
	81,35,501
(b) Other investments each of Rs. 50 lakhs and less						
	30,27,150
Tribal Areas Sub-Plan Investment—	..	5,09,292	..	—	5,09,292	5,09,292
Investment in share capital of Tribal Development Co-operative Corporation	1,21,09,891
Total—488	..	32,89,182	..	20,14,570	53,03,752	3,50,04,625
Total—B—Capital Account of Social and Community Services	19,91,797	8,38,50,709	92,21,136	1,53,25,077	11,03,88,719	1,03,52,89,181

STATEMENT No. 13—contd.

Nature of Expenditure	Expenditure during 1982-83				Total	Expenditure to the end of 1982-83
	Non-Plan	State Plan	Central Plan	Centrally Sponsored Plan		
1	2	3	4	5	6	7
	Rs.	Rs.	Rs.	Rs.	Rs.	Rs.
EXPENDITURE HEADS						
(Capital Account)—contd.						
C—CAPITAL ACCOUNT OF ECONOMIC SERVICES						
(a) Capital Account of General Economic Services—						
Credit Co-operatives						
498—Capital Outlay on Co-operation—						
Orissa State Co-operative Land Development Bank.	1,73,28,673
Share capital contribution for re-organisation of Central Co-operative Banks.	2,32,98,800
Share capital contribution to Agricultural Credit Co-operative Societies.	2,02,09,000
Share capital contribution to Primary Land Development Bank.	..	1,50,000	1,50,000	54,93,000
Share capital contribution to Co-operative Credit Institutions	..	91,96,000	91,96,000	10,10,51,000
Investment in Debentures of Co-operative Institutions.	..	—65,46,771	—65,46,771 (a)	5,05,76,934
Other Investments each of Rs. 50 lakhs and less.	10,65,000
Total—Credit Co-operatives.	..	27,99,229	27,99,229	21,90,22,407

(a) Minus is the net effect of the refund of debentures of Rs. 1,09,47,427 and addition of fresh investment during the year Rs. 44,00,656.

STATEMENT No. 13—*contd.*

Nature of Expenditure	Expenditure during 1982-83					Total	Expenditure to the end of 1982-83
	Non-Plan	State Plan	Central Plan	Centrally Sponsored Plan			
1	2	3	4	5	6	7	
	Rs.	Rs.	Rs.	Rs.	Rs.	Rs.	
EXPENDITURE HEADS							
(Capital Account)— <i>contd.</i>							
C—CAPITAL ACCOUNT OF ECONOMIC SERVICES—<i>contd.</i>							
(a) Capital Account of General Economic Services— <i>contd.</i>							
498—Capital Outlay on Co-operation— <i>contd.</i>							
Housing Co-operatives	1,50,000 ✓	
Labour Co-operatives	5,40,000 ✓	
Farming Co-operatives	2,20,000 ✓	
Warehousing and Marketing Co-operatives—							
Share capital contribution for purchase of Transport Vehicles,	..	50,000	50,000 ✓	50,000 ✓	
Share capital contribution to State Co-operative Marketing Federation for establishment of fertiliser plant	..	5,00,000	5,00,000 ✓	1,76,16,000 ✓	
Share capital contribution to Jute Baling plants, Donpur, Banki, Balasore and Bhadrak.	54,08,500 ✓	
Share capital contribution to Regional Marketing Co-operative Societies.	..	1,00,000	1,00,000	..	2,00,000 ✓	1,37,00,100 ✓	
Share capital contribution to Commodity Marketing Societies.	..	1,00,000	1,00,000 ✓	1,00,000 ✓	
Share capital contribution to Cold Storage Plants.	..	7,00,000	10,00,000	..	17,00,000 ✓	1,42,69,407 ✓	
Share capital contribution to LAMPS to raise working capital.	60,000	..	60,000	60,000 ✓	
Share capital contribution to Tribal Development Co-operative Society.	43,69,500 ✓	

STATEMENT No. 13—contd.

Nature of Expenditure	Expenditure during 1982-83					Total	Expenditure to the end of 1982-83
	Non-Plan	State Plan	Central Plan	Centrally sponsored Plan			
1	2	3	4	5	6	7	
	Rs.	Rs.	Rs.	Rs.	Rs.	Rs.	
EXPENDITURE HEADS							
(Capital Account)—contd.							
C—CAPITAL ACCOUNT OF ECONOMIC SERVICES—contd.							
(a) Capital Account of General Economic Services—contd.							
498—Capital Outlay on Co-operation—contd.							
Share capital contribution to Bargarh Co-operative Sugar Mill.	30,00,000 ✓	
Share capital contribution to State Co-operative Oil-seeds Growers Federation.	..	5,00,000	5,00,000	5,00,000 ✓	
Share capital contribution to Co-operative for construction and rehabilitation of godowns.	..	25,00,000	1,13,06,275	..	1,38,06,275	2,94,31,275 ✓	
Other investments each of Rs. 50 lakhs and less	67,27,600	
Total—Warehousing and Marketing Co-operatives.	..	44,50,000	1,24,66,275	..	1,69,16,275	9,49,32,282	
Processing Co-operatives.	4,20,000 ✓	
Dairy Co-operatives	80,000 ✓	
Fishermen's Co-operatives—							
Share capital contribution to Fishermen Co-operative Societies for A. R. D. C. S.	..	1,13,000	1,13,000	18,40,000 ✓	
Co-operative Sugar Mills—							
Share capital contribution to Co-operative Sugar Factories at Aska and Bargarh	1,44,00,000 ✓	
Other investments each of Rs. 50 lakhs and less.	7,70,000 ✓	
Total—Co-operative Sugar Mills.	1,51,70,000	

STATEMENT No. 13—*contd.*

Nature of Expenditure	Expenditure during 1982-83					Total	Expenditure to the end of 1982-83
	Non-Plan	State Plan	Central Plan	Centrally-sponsored Plan			
1	2	3	4	5	6	7	
	Rs.	Rs.	Rs.	Rs.	Rs.	Rs.	
EXPENDITURE HEADS							
(Capital Account)— <i>contd.</i>							
C—CAPITAL ACCOUNT OF ECONOMIC SERVICES							
— <i>contd.</i>							
(a) Capital Account of General Economic Services— <i>contd.</i>							
498—Capital Outlay on Co-operation— <i>contd.</i>							
Co-operative Spinning Mills—							
Purchase of shares of Co-operative Spinning Mills.	..	1,13,16,500	1,13,16,500	4,70,86,500	✓
Total—Co-operative Spinning Mills	..	1,13,16,500	1,13,16,500	4,70,86,500	
Industrial Co-operatives—							
Share capital contribution to Rice Hullers and Oil Milling Units	1,40,65,038	✓
Share capital contribution to Panchayat Samiti Industries	1,05,52,500	✓
Share capital contribution to Co-operative Rice Mills	75,79,500	✓
Share capital contribution to Co-operative Sugar Mill, Bargarh	..	1,49,99,344	1,49,99,344	4,93,68,844	✓
Other investments each of Rs. 50 lakhs and less	..	14,70,000	14,70,000	85,99,700	✓
Total—Industrial Co-operatives	..	1,64,69,344	1,64,69,344	9,01,65,582	

STATEMENT No. 13—*contd.*

Nature of Expenditure	Expenditure during 1982-83					Expenditure to the end of 1982-83
	Non-Plan	State Plan	Central Plan	Centrally-sponsored Plan	Total	
1	2	3	4	5	6	7
	Rs.	Rs.	Rs.	Rs.	Rs.	Rs.

EXPENDITURE HEADS(Capital Account)—*contd.***C—CAPITAL ACCOUNT OF ECONOMIC SERVICES—*contd.***(a) Capital Account of General Economic Services—*contd.*498—Capital outlay on Co-operation—*contd.*

Consumer Co-operatives—

Consumer Co-operative Societies	..	7,87,500	57,15,000	4,97,500	70,00,000	3,21,83,500 ✓
Other investments of Rs. 50 lakhs and less	77,55,000 ✓
Share capital contribution to Primary Consumer Co-operative Stores	..	1,00,000	1,00,000	1,75,000 ✓
Total—Consumer Co-operatives	..	<u>8,87,500</u>	<u>57,15,000</u>	<u>4,97,500</u>	<u>71,00,000</u>	<u>4,01,13,500</u>

Other Co-operatives—

Share capital contribution to Large-sized Co-operative Societies	35,00,000 ✓
Share capital investment in the Kalinga Weavers' Co-operative Spinning Mills Limited	6,00,000	6,00,000	1,30,95,000 ✓
Share capital investment in Orissa State Handloom Weavers' Co-operative Society Limited	..	6,00,000	6,00,000	2,06,00,000 ✓
Share capital investment in Weavers' Co-operative Spinning mills	3,65,00,000	..	3,65,00,000	10,46,00,000 ✓

STATEMENT No. 13—contd.

Nature of Expenditure	Expenditure during 1982-83					Total	Expenditure to the end of 1982-83
	Non-Plan	State Plan	Central Plan	Centrally-sponsored Plan			
1	2	3	4	5	6	7	
	Rs.	Rs.	Rs.	Rs.	Rs.	Rs.	
EXPENDITURE HEADS							
(Capital Account)—contd.							
C—CAPITAL ACCOUNT OF ECONOMIC SERVICES—contd.							
(a) Capital Account of General Economic Services—contd.							
498—Capital outlay on Co-operation—contd.							
Share capital investment in Utkal Weavers' Co-operative Spinning Mills	1,10,00,000	✓
Other investments each of Rs. 50 lakhs and less	..	9,20,000	9,20,000	2,91,24,440	✓
Share capital investment in Orissa State Powerloom Servicing Co-operative Society Limited	..	9,80,000	9,80,000	9,80,000	✓
Total—Other Co-operatives	..	25,00,000	3,65,00,000	6,00,000	3,96,00,000	18,28,99,440	
Tribal Areas Sub-Plan	1,26,75,000	✓
Investments—							
Share capital contribution in Co-operative Institutions	..	31,00,000	✓ 31,00,000	4,74,70,000	✓
Share capital contribution for establishment of Co-operative Jute Twine Factory at Koraput	..	1,00,000	✓ 1,00,000	3,00,000	✓
Share capital contribution for purchase of Transport Vehicle	..	50,000	50,000	1,00,000	✓

STATEMENT No. 13—*contd.*

Nature of Expenditure	Expenditure during 1982-83					Total	Expenditure to the end of 1982-83
	Non-Plan	State Plan	Central Plan	Centrally-sponsored Plan			
1	2	3	4	5	6	7	
	Rs.	Rs.	Rs.	Rs.	Rs.	Rs.	

EXPENDITURE HEADS

(Capital Account)—*contd.*C—CAPITAL ACCOUNT
OF ECONOMIC
SERVICES—*contd.*(a) Capital Account of
General Economic
Services—*contd.*498—Capital Outlay on
Co-operation—*contd.*

Share capital contribution in Scheduled Caste Finance Co-operative Corporation	..	10,00,000	..	9,61,000	19,61,000	1,75,19,000 ✓
Share capital contribution to Primary Consumer Co-operative Stores	..	—	..	—	..	25,000 ✓
Share capital contribution to Commodity Marketing Society	..	1,00,000	1,00,000	2,00,000 ✓
Investment in Integrated Tribal Development Programme	..	50,00,000	50,00,000	1,63,33,000 ✓
Investment in debentures in State Co-operative Land Development Bank	..	23,60,217	23,60,217	1,11,60,217 ✓
Share capital contribution to Wholesale Co-operative Stores	..	2,12,500	2,12,500	3,12,500 ✓
Other investments of each of Rs. 50 lakhs and less	..	5,75,000	5,75,000	1,10,08,425 ✓

STATEMENT No. 13—*contd.*

Nature of Expenditure	Expenditure during 1982-83					Total	Expenditure to the end of 1982-83
	Non-Plan	State-Plan	Central Plan	Centrally Sponsored Plan			
	1	2	3	4	5		
	Rs.	Rs.	Rs.	Rs.	Rs.	Rs.	Rs.
EXPENDITURE HEADS							
(Capital Account)— <i>contd.</i>							
C—CAPITAL ACCOUNT OF ECONOMIC SERVICES— <i>contd.</i>							
(a) Capital Account of General Economic Services— <i>contd.</i>							
498—Capital Outlay on Co-operation— <i>concl.</i>							
Share capital contribution to Primary Land Development Bank	..	50,000	50,000	1,00,000	✓
Total—Tribal Areas Sub-Plan	..	1,25,47,717	..	9,61,000	1,35,08,717	11,72,03,142	
Total—Gross Expenditure	..	5,10,83,290	5,46,81,275	20,58,500	10,78,23,065	80,98,42,953	
Other expenditure	..	—	..	—	..	—12,125	
Total—498	..	5,10,83,290	5,46,81,275	20,58,000	10,78,23,065 (a) (b)	80,98,30,828	
500—Investments in General Financial and Trading Institutions—							
Investments in General Financial Institutions, Tribal Areas Sub-plan Investments	..	6,00,000	6,00,000	60,75,000	
Other Investments each of Rs. 50 lakhs and less	..	4,00,000	4,00,000	7,80,000	
Total—500	..	10,00,000	10,00,000	81,35,000	

(a) Includes expenditure of Rs. 1,00,000 met out of advance from the Contingency Fund during 1981-82 and recouped to the Fund during the year.

(b) Excludes Rs. 2,00,000 met out of advance from the Contingency Fund during 1982-83 but not recouped to the Fund till the close of the year.

STATEMENT No. 13—*contd.*

Nature of Expenditure	Expenditure during 1982-83					Total	Expenditure to the end of 1982-83
	Non-Plan	State Plan	Central Plan	Centrally Sponsored Plan			
1	2	3	4	5	6	7	
	Rs.	Rs.	Rs.	Rs.	Rs.	Rs.	
EXPENDITURE HEADS							
(Capital Account)— <i>contd.</i>							
C—CAPITAL ACCOUNT OF ECONOMIC SERVICES— <i>contd.</i>							
(a) Capital Account of General Economic Services— <i>concl.</i>							
504—Capital Outlay on other General Economic Services.							
Compensation to land-holders on abolition of Zamindari system	6,60,792	6,60,792	72,44,370	
Total—504	6,60,792	6,60,792	72,44,370	
Total—(a)—Capital Account of General Economic Services	6,60,792	5,20,83,290	5,46,81,275	20,58,500	10,94,83,857	82,52,10,198	
(b) Capital Account of Agriculture and Allied Services—							
505—Capital Outlay on Agriculture—							
Seeds	25,07,680	
Manures and fertilisers	—1,00,00,000	—1,00,00,000	—1,00,00,000	
Purchase of Chemical fertilisers	1,38,83,199	
Agricultural education	13,88,597	
Agricultural engineering	25,816	
Agricultural research	1,96,52,041	

STATEMENT No. 13—*contd.*

Nature of Expenditure	Expenditure during 1982-83					Total	Expenditure to the end of 1982-83
	Non-Plan	State Plan	Central Plan	Centrally Sponsored Plan			
1	2	3	4	5	6	7	
	Rs.	Rs.	Rs.	Rs.	Rs.	Rs.	
EXPENDITURE HEADS							
(Capital Account)— <i>contd.</i>							
C—CAPITAL ACCOUNT OF ECONOMIC SERVICES—<i>contd.</i>							
(a) Capital Account of General Agriculture and Allied Services— <i>contd.</i>							
505—Capital Outlay on Agriculture— <i>concl'd.</i>							
<i>Storage and Warehousing</i>							
(i) Cold Storage Plant	69,98,069	
(ii) Investments	13,88,000	
Total—Storage and Warehousing	83,86,069	
Other Expenditure	(—) 5,00,095	38,058	—4,62,037	—7,81,602	
Total—505	(—) 1,05,00,095	38,058	—1,04,62,037	3,66,25,004	
506—Capital Outlay on Minor Irrigation, Soil Conservation and Area Development							
Minor Irrigation—							
(i) Lift Irrigation	5,52,88,984	
(ii) Minor Irrigation works in charge of Civil Officers	2,32,93,470	
(iii) Tube-well Irrigation	83,57,355	

STATEMENT No. 13—*contd.*

Nature of Expenditure	Expenditure during 1982-83					Expenditure to the end of 1982-83
	Non-Plan	State Plan	Central Plan	Centrally Sponsored Plan	Total	
1	2	3	4	5	6	7
	Rs.	Rs.	Rs.	Rs.	Rs.	Rs.
EXPENDITURE HEADS						
(Capital Account)— <i>contd.</i>						
C—CAPITAL ACCOUNT OF ECONOMIC SERVICES— <i>contd.</i>						
(b) Capital Account of Agriculture and Allied Services— <i>contd.</i>						
506—Capital Outlay on Minor Irrigation, Soil Conservation and Area Development— <i>concl.</i>						
(iv) Irrigation works in charge of Chief Engineer.	..	6,48,66,725	6,48,66,725	69,53,78,491
(v) Investments—						
Orissa Lift Irrigation Corporation, Bhubaneswar	..	2,22,28,000	2,22,28,000	17,04,12,570
(vi) Other schemes each of Rs. 50 lakhs and less	41,216
Total—Minor Irrigation	..	8,70,94,725	8,70,94,725	95,27,72,086
Area Development Programme—						
Orissa Maritime and Chilka Area Development Corporation Limited.	73,000	73,000	1,36,54,000
Tribal Areas Sub-Plan	..	4,30,75,884	4,30,75,884	20,50,88,341
Total—506	73,000	13,01,70,609	13,02,43,609	1,17,15,14,429

STATEMENT No. 13—*contd.*

Nature of Expenditure	Expenditure during 1982-83				Total	Expenditure to the end of 1982-83
	Non-Plan	State Plan	Central Plan	Centrally Sponsored Plan		
1	2	3	4	5	6	7
	Rs.	Rs.	Rs.	Rs.	Rs.	Rs.
EXPENDITURE HEADS						
(Capital Account)— <i>contd.</i>						
C—CAPITAL ACCOUNT OF ECONOMIC SERVICES—<i>contd.</i>						
(b) Capital Account of Agriculture and Allied Services— <i>contd.</i>						
509—Capital Outlay on Food Procurement and Supply— <i>concl.</i>						
Grain purchase scheme.	..	11,52,67,896	11,52,67,896	11,52,67,896
Gross expenditure	..	3,00,00,000	3,00,00,000	1,29,57,46,758
Investment—						
Orissa State Civil Supplies Corporation.	5,00,00,000
<i>Deduct</i> —Receipts and Recoveries on Capital Account	..	- 19,78,57,296	-19,78,57,296	-1,31,16,63,391
Net expenditure	..	-5,25,89,400	-5,25,89,400	14,93,51,263
Grain supply scheme—						
Gross expenditure	19,54,67,046
<i>Deduct</i> —Receipts and Recoveries on Capital Account	-19,13,09,776
Net expenditure	41,57,270
Total—Procurement and supply	15,35,08,533
Other expenditure	3,13,260
Total—509	..	-5,25,89,400	-5,25,89,400	15,38,21,793

STATEMENT No. 13—Contd.

Nature of Expenditure	Expenditure during 1982-83					Expenditure to the end of 1982-83
	Non-Plan	State Plan	Central Plan	Centrally Sponsored Plan	Total	
1	2	3	4	5	6	7
		Rs.		Rs.	Rs.	Rs.
EXPENDITURE HEADS						
<i>(Capital Account)—Contd.</i>						
C—CAPITAL ACCOUNT OF ECONOMIC SERVICES—Contd.						
<i>(b) Capital Account of Agriculture and Allied Services—Contd.</i>						
510—Capital Outlay on Animal Husbandry						
Veterinary Education and Training	8,80,537
Veterinary Services and Animal Health	60,16,998
Cattle Development	7,50,848	7,50,848	11,30,999
Sheep and Wool Development	86,046
Poultry Development	4,58,019
Tribal Areas Sub-Plan	..	1,48,489	1,48,489	15,46,713
Other expenditure	..	78,670	78,670	35,92,082
Total—510	..	2,27,159	..	7,50,848	9,78,007	1,37,11,394
511—Capital Outlay on Dairy Development—						
Cuttack Milk Supply Scheme	—2,304
Milk Supply Scheme, Kaimati	67,326
Other expenditure	10,85,000
Total—511	11,50,022

STATEMENT No. 13—Contd.

Nature of Expenditure	Expenditure during 1982-83					Expenditure to the end of 1982-83
	Non-Plan	State Plan	Central Plan	Centrally Sponsored Plan	Total	
1	2	3	4	5	6	7
	Rs.	Rs.			Rs.	Rs.
EXPENDITURE HEADS						
(Capital Account)—Contd.						
C—CAPITAL ACCOUNT OF ECONOMIC SERVICES—Contd.						
(b) Capital Account of Agriculture and Allied Services—Contd.						
513—Capital Outlay on Forests—Concl'd.						
Forest Produce—						
(a) Government Trading in Kendu Leaves	20,04,32,358	—	67,94,54,465
Deduct—Receipts and Recoveries on Capital Account	16,70,43,717	—58,06,78,428
Net expenditure	3,33,88,641	—	—	9,87,76,037
(b) Other Miscellaneous Schemes						
Gross expenditure	..	—	—	5,70,74,069
Deduct—Receipts and Recoveries on Capital Account	..	—	—5,11,54,705
Net expenditure	..	—	59,19,364
Total—Forest Produce	3,33,88,641	—	3,33,88,641	10,46,95,401
Communications and buildings	..	3,94,768	3,94,768	1,67,67,446
Tribal Areas Sub-Plan	..	9,39,778	9,39,778	89,36,708
Investment each costing Rs. 50 lakhs and less	20,00,000
Total—Tribal Areas Sub-Plan	..	9,39,778	9,39,778	1,09,36,708
Total—513	3,33,88,641	63,83,845	3,97,72,486	18,37,75,320

STATEMENT No. 13—Contd.

Expenditure during 1982-83

Nature of Expenditure	Non-Plan	Expenditure during 1982-83			Total	Expenditure to the end of 1982-83
		State Plan	Central Plan	Centrally Sponsored Plan		
1	2	3	4	5	6	7
	Rs.	Rs.	Rs.	Rs.	Rs.	Rs.
EXPENDITURE HEADS						
(Capital Account)—Contd.						
C—CAPITAL ACCOUNT OF ECONOMIC SERVICES—Contd.						
<i>(b) Capital Account of Agriculture and Allied Services—Concl'd.</i>						
514—Capital Outlay on Community Development—						
Community Development	—32,529	—32,529	5,30,113
Rural Works Programme	50,46,075
Other expenditure	3,50,468
Total—514	—32,529	—32,529	59,26,656
515—Investments in Agricultural Financial Institutions—						
Investments in Orissa Agro Industries Corporation Limited	..	30,00,000	30,00,000	2,00,67,200
Investments in Orissa State Seeds Corporation	60,03,000
Share Capital Contribution to Cashew Development Corporation	..	1,00,000	1,00,000	5,00,000
Other Investments each of Rs. 50 lakhs and less	24,80,000
Total—Investments in Public Undertakings	..	31,00,000	31,00,000	2,90,50,200
Total—515	..	31,00,000	31,00,000	2,90,50,200
Total—(b)—Capital Account of Agriculture and Allied Services	2,29,29,017	8,83,31,024	..	7,50,848	11,20,10,889	1,60,86,97,681

STATEMENTS No. 13—contd.

Nature of Expenditure	Expenditure during 1982-83				Total	Expenditure to the end of 1982-83
	Non-Plan	State Plan	Central Plan	Centrally Sponsored Plan		
1	2	3	4	5	5	6
	Rs.	Rs.	Rs.	Rs.	Rs.	Rs.
EXPENDITURE HEADS						
(Capital Account)—contd.						
C—CAPITAL ACCOUNT OF ECONOMIC SERVICES—contd.						
(c) Capital Account of Industry and Minerals—						
520—Capital Outlay on Industrial Research and Development—						
Education, Research and Training	14,984
Tribal Areas Sub-Plan—						
Industrial Promotion and Investment Corporation	..	50,00,000	50,00,000	1,74,00,000
Other investments each of Rs. 50 lakhs and less	43,00,000
Total—Tribal Areas Sub-Plan	..	50,00,000	50,00,000	2,17,00,000
Other expenditure						
Investments—	51,37,191
Industrial Development Corporation of Orissa	..	5,00,000	5,00,000	22,81,17,100
Industrial Promotion and Investment Corporation	..	3,41,83,000	3,41,83,000	9,88,37,700
Orissa Cement Limited, Rajgangpur	40,00,000
Purchase of share in Film Development Corporation, Orissa	..	13,00,000	13,00,000	53,00,000
Other investments of each Rs. 50 lakhs and less	46,14,162
Total—Other expenditure	..	3,59,83,000	3,59,83,000	34,60,06,153
Total—520	..	4,09,83,000	4,09,83,000	36,77,21,137

STATEMENT No. 13—contd.

Expenditure
to the end
of 1982-83

Nature of Expenditure	Expenditure during 1982-83					Total	Expenditure to the end of 1982-83
	Non-Plan	State Plan	Central Plan	Centrally Sponsored Plan			
1	2	3	4	5	6	7	
	Rs.	Rs.	Rs.	Rs.	Rs.	Rs.	
EXPENDITURE HEADS							
(Capital Account)—contd.							
C—CAPITAL ACCOUNT OF ECONOMIC SERVICES—contd.							
(c) Capital Account of Industry and Minerals—contd.							
521—Capital Outlay on Village and Small Industries—							
Direction and Administration	1,82,04 1	
Industrial Estates—							
Construction of Industrial Estate	1,18,18,064	
Other schemes each costing Rs. 50 lakhs and less	1,77,22,042	
Total—Industrial Estates	2,95,40,106	
Small scale Industries	29,84,903	
Investments—							
Share Capital contribution to pilot project companies	..	5,50,000	5,50,000	67,47,412	
Orissa Small Industries Corporation	..	17,58,589	17,58,589	2,66,38,189	
East Coast Breweries and Distilleries Limited, Cuttack	30,04,500	
Share capital invest- ment in Electronic Development Corporation for development of Electronic Industry	..	50,00,000	1,00,000	..	51,00,000	51,00,000	

STATEMENT No. 13—contd.

Expenditure during 1982-83

Expenditure
to the end of
1982-83

Nature of Expenditure	Non-Plan	State Plan	Central Plan	Centrally Sponsored Plan	Total	
1	2	3	4	5	6	7
	Rs.	Rs.	Rs.	Rs.	Rs.	Rs.
EXPENDITURE HEADS						
(Capital Account)—contd.						
C—CAPITAL ACCOUNT OF ECONOMIC SERVICES—contd.						
(c) Capital Account of Industry and Minerals—contd.						
521—Capital Outlay on Village and Small Industries—contd.						
Other investments each of Rs. 50 lakhs and less	..	36,00,000	36,00,000	1,78,44,072
Deduct—Receipts and recoveries on Capital account	—1,23,089
Total—Investments—	..	1,09,08,589	1,00,000	..	1,10,08,589	5,92,11,084
Total—Small Industries	—	1,09,08,589	1,00,000	..	1,10,08,589	6,21,95,987
Handloom Industries—						
Investments—						
Share capital investment in Orissa State Handloom Development Corporation	..	6,00,000	..	21,00,000	27,00,000	2,29,36,500
Share capital investment in State Textile Corporation ¹	25,00,000
Total—Handloom Industries	..	6,00,000	..	21,00,000	27,00,000	2,54,36,500
Tribal Areas Sub-Plan	..	50,000	50,000	4,36,284
Other investments each of Rs. 50 lakhs and less	7,00,000
Total—Tribal Areas Sub-Plan	..	50,000	50,000	11,36,284

STATEMENT No. 13—contd.

Nature of Expenditure	Expenditure during 1982-83					Total	Expenditure to the end of 1982-83
	Non-Plan	State Plan	Central Plan	Centrally Sponsored Plan			
1	2	3	4	5	6	7	
	Rs.	Rs.	Rst	Rs.	Rs.	Rs.	
EXPENDITURE HEADS							
<i>(Capital Account)—contd.</i>							
C—CAPITAL ACCOUNT OF ECONOMIC SERVICES—contd.							
<i>(c) Capital Account of Industry and Minerals—contd.</i>							
521—Capital Outlay on Village and Small Industries—concl.							
Handicraft Industries	..	3,00,440	3,00,440	12,68,542	
Other expenditure	43,39,845	
Total—521	..	<u>1,18,59,029</u>	<u>1,00,000</u>	<u>21,00,000</u>	<u>1,40,59,029</u>	<u>12,40,99,305</u>	
522—Capital Outlay on Machinery and Engineering Industries—							
Other Industries—							
Orissa Construction Corporation	..	40,00,000	40,00,000	2,42,14,000	
Share capital investment in Orissa Bridge Corporation Limited	..	4,18,441	4,18,441	4,18,441	
Other schemes each costing Rs. 50 lakhs and less	95,264	
Total—522	..	<u>44,18,441</u>	<u>..</u>	<u>..</u>	<u>44,18,441</u>	<u>2,47,27,705</u>	
523—Capital Outlay on Petroleum, Chemicals and Fertilizers—							
Industries—							
Fertilisers—							
Investments	6,50,000	
Total—523	..	<u>..</u>	<u>..</u>	<u>..</u>	<u>..</u>	<u>6,50,000</u>	

STATEMENT No. 13—Contd.

Nature of Expenditure	Expenditure during 1982-83					Expenditure to the end of 1982-83
	Non-Plan	State Plan	Central Plan	Centrally Sponsored Plan	Total	
1	2	3	4	5	6	7
	Rs.	Rs.	Rs.	Rs.	Rs.	Rs.
EXPENDITURE HEADS						
(Capital Account)—Contd.						
C—CAPITAL ACCOUNT OF ECONOMIC SERVICES—Contd.						
(c) Capital Account of Industry and Minerals—Concl'd						
528—Capital Outlay on Mining and Metallurgical Industries—						
Mineral Exploration and Development—						
Investments—						
Orissa Mining Corporation, Bhubaneswar	..	1,00,00,000	1,00,00,000	10,87,96,350
Other investments each of Rs. 50 lakhs and less	1,00,000
Total—Mineral Exploration and Development	..	1,00,00,000	1,00,00,000	10,88,96,350
Iron and Steel	17,35,592
Total—528	..	1,00,00,000	1,00,00,000	11,06,31,942
530—Investments in Industrial Financial Institutions—						
Investments in Public Undertakings						
Orissa State Financial Corporation, Cuttack	..	2,15,00,000	2,15,00,000	6,95,00,500
Total—530	..	2,15,00,000	2,15,00,000	6,95,00,500
Total—(c)—Capital account of Industry and Minerals—	..	8,87,60,470	1,00,000	21,00,000	9,09,60,470	69,73,30,589

STATEMENT No. 13—Contd.

Nature of Expenditure	Expenditure during 1982-83					Total	Expenditure to the end of 1982-83
	Non-Plan	State Plan	Central Plan	Centrally Sponsored Plan			
1	2	3	4	5	6	7	
	Rs.	Rs.	Rs.	Rs.	Rs.	Rs.	
EXPENDITURE HEADS							
(Capital Account)—Contd.							
C—CAPITAL ACCOUNT OF ECONOMIC SERVICES—Contd.							
<i>(d) Capital account of Water and Power Development—</i>							
531—Capital Outlay on Water and Power Development Services—							
Water Development	..	6,95,969	6,95,969	38,00,966	
Total—531	..	6,95,969	6,95,969	38,00,966	
532—Capital Outlay on Multipurpose River Projects—							
A—Hirakud Dam Project—							
Irrigation Scheme	—10,13,194	4,456	—10,08,738	68,84,51,882	
Power Scheme	—	—	88,19,352	
Other expenditure	2,68,354	2,68,354	4,68,709	
Total—A—Hirakud Dam Project	—7,44,840	4,456	—7,40,384	69,77,39,943	
B—Bali mela Dam Project—							
Irrigation Scheme	—	—	..	39,83,32,537	
Power Scheme	36,88,32,053	
Direction and Administration	1,04,68,881	
Suspense	63,87,122	
Tribal Areas Sub-Plan	—	29,40,136	—	—	29,40,136	—6,09,29,496	
Total—B—Bali mela Dam Project	..	29,40,136	29,40,136	72,30,91,097	

STATEMET No. 13—contd.

Nature of Expenditure	Expenditure during 1982-83					Expenditure to the end of 1982-83
	Non-Plan	State Plan	Central Plan	Centrally Sponsored Plan	Total	
1	2	3	4	5	6	7
	Rs.	Rs.	Rs.	Rs.	Rs.	Rs.
EXPENDITURE HEADS (Capital Account)—Contd.						
○—CAPITAL ACCOUNT OF ECONOMIC SERVICES—Contd.						
(d) Capital Account of Water and Power Development—Contd.						
532—Capital Outlay on Multipurpose River Projects—Contd.						
C—Rengali Multipurpose River Project						
Irrigation Scheme	..	10,69,75,479	10,69,75,479	50,38,89,769
Power Scheme	..	14,39,30,359	14,39,30,359	65,98,36,918
Flood Control and Drainage Scheme	4,69,86,520	..	4,69,86,520	33,08,02,333
Total—C—Rengali Multipurpose River Project	..	25,09,05,838	4,69,86,520	..	29,78,92,358	1,49,45,29,020
D—Bhimkund Irrigation Project—Flood Control Drainage	16,58,134
Irrigation Scheme	11,80,596
Total—D—Bhimkund Irrigation Project	28,38,730
E—Potteru Irrigation Project—						
Irrigation Scheme	4,67,14,637
Tribal Areas Sub-Plan	8,75,87,670	..	8,75,87,670	37,45,83,527
Total—E—Potteru Irrigation Scheme	8,75,87,670	..	8,75,87,670	42,12,98,164
F—Upper Kolab Dam Project						
Tribal Areas Sub-Plan	..	28,96,39,690	28,96,39,690	1,12,37,65,264
Total—F—Upper Kolab Dam Project	..	28,96,39,690	28,96,39,690	1,12,37,65,264

STATEMENT No. 13—Contd.

Nature of Expenditure	Expenditure during 1982-83					Total	Expenditure to the end of 1982-83
	Non-Plan	State Plan	Central Plan	Centrally Sponsored Plan			
	1	2	3	4	5		
	Rs.	Rs.	Rs.	Rs.	Rs.	Rs.	
EXPENDITURE HEADS							
(Capital Account)—Contd.							
C—CAPITAL ACCOUNT OF ECONOMIC SERVICES—Contd.							
(d) Capital Account of Water and Power Development—Contd.							
532—Capital Outlay on Multipurpose River Projects—Contd.							
G—Upper Indravati Project							
Tribal Areas Sub-Plan	..	10,05,78,769	10,05,78,769	47,77,43,998	
Total—G—Upper Indravati Project	..	10,05,78,769	10,05,78,769	47,77,43,998	
Total—532	-7,44,840	64,40,68,889	13,45,74,190	..	77,78,98,239	4,94,10,06,216	
533—Capital Outlay on Irrigation, Navigation, Drainage and Flood Control Projects—							
A—Irrigation Projects—							
Commercial							
(i) Productive—							
Major Irrigation Works—							
Delta Irrigation Project	..	4,76,969	4,76,969	71,02,36,416	
(ii) Unproductive—							
Minor Irrigation Works	11,56,646	
Orissa Canals Project	2,76,17,976	
Modernisation of Rushikulya System	..	4,23,847	4,23,847	1,52,22,902	

STATEMENT No. 13—Contd.

Nature of Expenditure	Expenditure during 1982-83					Expenditure to the end of 1982-83
	Non-Plan	State Plan	Central Plan	Centrally Sponsored Plan	Total	
1	2	3	4	5	6	7
	Rs.	Rs.	Rs.	Rs.	Rs.	Rs.
EXPENDITURE HEADS						
(Capital Account)—Contd.						
C—CAPITAL ACCOUNT OF ECONOMIC SERVICES—Contd.						
(d) Capital Account of Water and Power Development—Contd.						
533—Capital Outlay on Irrigation, Navigation, Drainage and Flood Control Projects—Contd.						
(iii) Major Irrigation Projects—						
Salandi Irrigation Project	..	2,028	2,028	16,39,43,575
Anandpur Barrage Project	..	1,52,04,207	1,52,04,207	9,07,82,751
Modernisation of Baitarani System	4,99,697
Upper Kolab Project	1,01,36,950
Mahanadi and Birupa Barrage Project	..	7,75,95,872	7,75,95,872	13,39,58,142
(iv) Medium Irrigation Projects—						
Aunli Irrigation Project	..	27,33,147	27,33,147	1,29,91,310
Budha Budhiani Irrigation Project	1,59,86,537
Bonda Pipli Irrigation Project	11,00,014
Bahuda Irrigation Project	1,59,14,981
Baghua Irrigation Project	..	1,00,105	1,00,105	1,61,37,255
Bhaskal Dam Project	1,35,07,639
Baladia Irrigation Project	1,00,926

STATEMENT No. 13—Contd.

Nature of Expenditure	Expenditure during 1982-83					Total	Expenditure to the end of 1982-83
	Non-Plan	State Plan	Central Plan	Centrally Sponsored Plan			
	1	2	3	4	5		
	Rs.	Rs.	Rs.	Rs.	Rs.	Rs.	
EXPENDITURE HEADS							
(Capital Account)—Contd.							
C—CAPITAL ACCOUNT OF ECONOMIC SERVICES—Contd.							
(d) Capital Account of Water and Power Development—Contd.							
533—Capital Outlay on Irrigation, Navigation, Drainage and Flood Control Projects—Contd.							
Chirolu Irrigation Project	..	14,01,119	14,01,119	23,10,705	
Dhanci Irrigation Project	..	52,464	52,464	1,69,09,077	
Darjang Irrigation Project	4,96,51,498	
Dahuka Irrigation Project	..	—	1,36,62,622	
Dadarghati Irrigation Project	..	19,37,557	19,37,557	4,91,75,852	
Daha Irrigation Project	..	1,72,52,706	1,72,52,706	11,44,32,432	
Dumerbahal Irrigation Project	..	25,02,661	25,02,661	3,14,48,428	
Ghodahada Irrigation Project	..	—4,38,905	—4,38,905	3,47,71,890	
Gohira Irrigation Project	..	2,22,42,675	2,22,42,675	11,31,16,110	
Hiradarbati Irrigation Project	41,38,758	
Harbhangi Irrigation Project	..	86,18,355	86,18,355	5,97,13,174	
Harharjore Irrigation Project	..	1,54,12,843	1,54,12,843	6,72,38,768	
Indra Irrigation Project	..	6,04,243	6,04,243	28,04,170	
Jharbandh Irrigation Project	..	42,91,698	42,91,698	2,04,19,669	
Kanoria Irrigation Project	..	1,62,37,325	1,62,37,325	8,91,47,035	

STATEMENT No. 13—contd.

Nature of Expenditure	Expenditure during 1982-83					Expenditure to the end of 1982-83
	Non-Plan	State Plan	Central Plan	Centrally Sponsored Plan	Total	
1	2	3	4	5	6	7
	Rs.	Rs.	Rs.	Rs.	Rs.	Rs.
EXPENDITURE HEADS						
(Capital Account)—contd.						
C—CAPITAL ACCOUNT OF ECONOMIC SERVICES—contd.						
(d) Capital Account of Water and Power Development—contd.						
533—Capital Outlay on Irrigation, Navigation, Drainage and Flood Control Projects—contd.						
Kanapur Irrigation Project	..	18,31,370	18,31,370	23,05,063
Ong Irrigation Project	..	1,30,44,792	1,30,44,792	9,56,28,303
Other schemes each costing Rs. 50 lakhs and less	—	..	4,72,099
Ramiala Irrigation Project	..	1,01,38,585	—	—	1,01,38,585	10,33,20,688
Ramanadi Irrigation Project	79,25,128
Sajia Irrigation Project	4,48,91,447
Salki Irrigation Project	2,31,45,788
Samkoi Irrigation Project	..	26,39,152	..	—	26,39,152	80,65,455
Sundar Irrigation Project	..	45,00,049	45,00,049	5,12,79,447
Saipal Irrigation Project	2,11,25,915
Subarnarekha Irrigation Project	..	16,12,455	16,12,455	16,12,455
Uttei Irrigation Project	2,06,04,563
Upper Jonk Irrigation Project	..	32,48,679	32,48,679	59,04,483
Upper Suktel Irrigation Project	..	76,47,931	76,47,931	1,41,41,346
Total—Medium Irrigation Projects	..	13,76,31,574	..	—	13,76,31,574	1,14,51,19,030

STATEMENT No. 13—contd.

Nature of Expenditure	Expenditure during 1982-83				Total	Expenditure to the end of 1982-83
	Non-Plan	State Plan	Central Plan	Centrally Sponsored Plan		
1	2	3	4	5	6	7
EXPENDITURE HEADS (Capital Account)—contd.	Rs.	Rs.	Rs.	Rs.	Rs.	Rs.
C—CAPITAL ACCOUNT OF ECONOMIC SERVICES—contd.						
<i>(d) Capital Account of Water and Power Development—contd.</i>						
533—Capital Outlay on Irrigation, Navigation, Drainage and Flood Control Projects—contd.						
Tribal Areas Sub-Plan—						
Medium Irrigation Projects—						
Khadakhei Irrigation Project	—	6,74,251	6,74,251	5,87,84,379
Kalo Irrigation Project	—	20,64,652	..	—	20,64,652	6,10,97,827
Khanjhari Irrigation Project	..	3,63,23,231	3,63,23,231	9,19,48,348
Badanala Irrigation Project	..	1,03,66,266	1,03,66,266	1,40,30,271
Nesa Irrigation Project	1,11,43,924
Bankabahal Irrigation Project	..	1,81,48,742	1,81,48,742	3,18,28,125
Pitamahal Irrigation Project	2,51,86,657
Pilasalki Irrigation Project	..	75,50,548	75,50,548	6,63,38,242
Barasuan Irrigation Project	..	5,02,409	5,02,409	20,00,195
Remal Irrigation Project	..	2,11,62,645	—	..	2,11,62,645	8,83,46,104
Talasara Irrigation Project	..	91,45,346	91,45,346	5,04,79,770
Sarpagarh Irrigation Project	..	65,00,150	65,00,150	3,80,65,968
Kansabahal Irrigation Project	..	1,58,30,401	1,58,30,401	2,18,18,262

STATEMENT No. 13—contd.

Nature of Expenditure	Expenditure during 1982-83					Expenditure to the end of 1982-83
	Non-Plan	State Plan	Central Plan	Centrally Sponsored Plan	Total	
1	2	3	4	5	6	7
	Rs.	Rs.	Rs.	Rs.	Rs.	Rs.
EXPENDITURE HEADS						
(Capital Account)—contd.						
C—CAPITAL ACCOUNT OF ECONOMIC SERVICES—contd.						
(d) Capital Account of Water and Power Development—contd.						
533—Capital Outlay on Irrigation, Navigation, Drainage and Flood Control Projects—contd.						
Sunci Irrigation Project.	..	3,18,09,274	3,18,09,274	10,60,60,969
Bonda Pipili Irrigation Project.	..	45,43,565	45,43,565	1,06,11,290
Total—Tribal Areas Sub-Plan	..	16,46,01,081	16,46,01,081	67,77,40,33#
Gross expenditure	..	39,59,35,409	39,59,35,409	2,97,64,14,416
Total—A—Irrigation Project—Commercial	..	39,59,35,409	39,59,35,409	2,97,64,14,416
B—Irrigation Projects—Non-Commercial—						
Delta Irrigation Project	72,39,009
Salandi Irrigation Project.	1,04,998
Rushikulya system	6,66,000
Orissa canals	30,39,694
Medium Irrigation Projects—						
Aunli Irrigation Project.	9,60,172
Baghua Irrigation Project.	1,47,202
Baraswan Irrigation Project	1,49,859

STATEMENT No. 13—*contd.*

Expenditure during 1982-83

Nature of Expenditure	Expenditure during 1982-83					Expenditure to the end of 1982-83
	Non-Plan	State Plan	Central Plan	Centrally Sponsored Plan	Total	
1	2	3	4	5	6	7
	Rs.	Rs.	Rs.	Rs.	Rs.	Rs.
EXPENDITURE HEADS						
<i>(Capital Account)—contd.</i>						
C—CAPITAL ACCOUNT OF ECONOMIC SERVICES—contd.						
<i>(d)—Capital Account of Water and Power Development—contd.</i>						
3—Capital Outlay on Irrigation, Navigation, Drainage and Flood Control Projects— <i>contd.</i>						
Budha Budhiani Irrigation Project.	27,000
Banka Bahal Irrigation Project.	3,00,589
Dadarghati Irrigation Project.	30,52,118
Dahuka Irrigation Project.	10,18,458
Dhanci Irrigation Project.	65,639
Darjang Irrigation Project.	6,372
Ghodahada Irrigation Project.	71,842
Kansabahal Irrigation Project.	1,49,642
Ramanadi Irrigation Project.	5,00,000
Salia Irrigation Project	1,38,306
Salki Irrigation Project	2,89,597
Uttei Irrigation Project	1,65,880
Upper Jonk Irrigation Project.	12,22,860
Other schemes each costing Rs. 50 lakhs and less.	82,651
Total—Medium Irrigation Projects.	82,88,187

STATEMENT No. 13—*contd.*

Nature of Expenditure	Expenditure during 1982-83					Total	Expenditure to the end of 1982-83
	Non-Plan	State	Plan	Central Plan	Centrally Sponsored Plan		
1	2	3	4	5	6	7	
	Rs.	Rs.	Rs.	Rs.	Rs.	Rs.	
EXPENDITURE HEADS (Capital Account)— <i>contd.</i>							
C—CAPITAL ACCOUNT OF ECONOMIC SERVICES—<i>contd.</i>							
<i>(d) Capital Account of Water and Power Development—contd.</i>							
533—Capital Outlay on Irrigation, Navigation, Drainage and Flood Control Projects— <i>contd.</i>							
Tribal Areas Sub-Plan							
Medium Irrigation Project—							
Khadakhei Irrigation Project.	11,00,688	
Khanjhari Irrigation Project.	9,98,501	
Nesa Irrigation Project.	15,00,980	
Total—Tribal Areas Sub-Plan.	..	—	36,00,169	
Total—B—Irrigation Projects—Non-Commercial.	2,29,38,057	
D—Navigation Projects—							
Non-Commercial							
Navigation in Mahanadi	30,66,437	
Total—D—Navigation Projects—Non-Commercial.	30,66,437	
G—Flood Control and anti-sea erosion projects—							
River embankments	..	12,34,671	12,34,671	28,30,37,241	
Other embankments	..	3,41,14,581	3,41,14,581	6,02,35,720	
Total—G—Flood Control and anti-sea erosion projects.	..	3,53,49,252	3,53,49,252	34,32,72,961	
Total—533	..	43,12,84,661	43,12,84,661	3,34,56,91,871	

STATEMENT No. 13—*contd.*

Nature of Expenditure	Expenditure during 1982-83					Total	Expenditure to the end of 1982-83
	Non-Plan	State Plan	Central Plan	Centrally Sponsored Plan			
1	2	3	4	5	6	7	
	Rs.	Rs.	Rs.	Rs.	Rs.	Rs.	
EXPENDITURE HEHDS (Capital Account)— <i>contd.</i>							
C—CAPITAL ACCOUNT OF ECONOMIC SERVICES—<i>contd.</i>							
<i>(d) Capital Account of Water and Power Development— <i>concl.</i></i>							
534—Capital Outlay on Power Projects—							
A—Hydro—Electric Schemes—							
Machkund Hydro Electric (Joint) Scheme.	4,62,64,235	
Investment of Multipurpose Project (Bhimkund and Tikkerpara Projects).	90,808	
Tribal Areas Sub-Plan—							
Upper Kolab Project	1,74,30,527	
B—Thermo Electric Schemes—							
Talcher Thermal Scheme.	-40,51,508	
Talcher Utilisation Scheme.	-2,97,424	
Total—534	5,94,36,638	
<hr/>							
Total—(d)—Capital Account of Water and Power Develop- ment—	-7,44,840	1,07,60,43,519	13,45,74,190	..	1,20,98,78,869	8,34,99,35,691	

STATEMENT No. 13—contd.

Nature of Expenditure	Expenditure during 1982-83					Total	Expenditure to the end of 1982-83
	Non-Plan	State Plan	Central Plan	Centrally Sponsored Plan			
1	2	3	4	5	6	7	
	Rs.	Rs.	Rs.	Rs.	Rs.	Rs.	
EXPENDITURE HEADS							
<i>(Capital Account)—contd.</i>							
C—CAPITAL ACCOUNT OF ECONOMIC SERVICES—contd.							
<i>(e) Capital Account of Transport and Communications</i>							
535—Capital Outlay on Ports, Light houses and Shipping—							
A—Ports—							
Development of Minor Ports	..	1,11,52,311	1,11,52,311	19,87,27,221	
Dhamara Fishing Harbour	89,29,065	
Paradeep port	52,63,604	
Total—535	1,11,52,311	1,11,52,311	21,29,19,890
536—Capital Outlay on Civil Aviation—							
Aerodromes and Air route services—							
Aeronautical communication and other services	..	35,19,493	35,19,483	1,63,19,483	
Total—536	35,19,493	35,19,483	1,63,19,483

STATEMENT No. 13—*contd.*

Nature of Expenditure	Expenditure during 1982-83					Expenditure to the end of 1982-83
	Non-Plan	State Plan	Central Plan	Centrally-Sponsored Plan	Total	
	1	2	3	4	5	
	Rs.	Rs.	Rs.	Rs.	Rs.	Rs.
EXPENDITURE HEADS						
Capital Account)— <i>contd.</i>						
C—CAPITAL ACCOUNT OF ECONOMIC SERVICES—<i>contd.</i>						
(c) Capital Account of Transport and Communications— <i>contd.</i>						
537—Capital Outlay on Roads and Bridges—						
Roads of inter-state importance	33,21,001	33,21,001	2,23,61,652
State Highways—						
1. Construction of high level bridge over river Tel near Balgaon on Bhawanipatna-Balangi Road (State Highway No. 2)	64,75,718
2. Improvement of road from Rajmunda to Koira (State Highway No. 10)	2,27,556
3. Improvement of Borko-Dorjeen Road (State Highway No. 10)	36,68,000
4. Improvement of State Highways-10 from Panposh to Jamdihi portion from Rajmunda to K. Balanga to 35th mile including black topping	63,34,779
5. Improvement to Road pavement of State Highway-10 from Sambalpur to Rourkela portion from Rengali to Rourkela	50,43,165

STATEMENT No. 13—contd.

Nature of Expenditure	Expenditure during 1982-83					Expenditure to the end of 1982-83
	Non-Plan	State Plan	Central Plan	Centrally-Sponsored Plan	Total	
1	2	3	4	5	6	7
	Rs.	Rs.	Rs.	Rs.	Rs.	Rs.
EXPENDITURE HEADS						
(Capital Account)—contd.						
C—CAPITAL ACCOUNT OF ECONOMIC SERVICES—contd.						
(e) Capital Account of Transport and Communications—contd.						
537—Capital Outlay on Roads and Bridges—contd.						
6. Construction of Expressway from Daitary Mines to Paradeep	18,79,74,309
7. Other schemes each costing Rs. 50 lakhs and less	..	83,42,247	83,42,247	5,03,32,251
Total—State Highways	..	83,42,247	83,42,247	26,00,55,778
District and other Roads—						
1. Improvement to Cuttack-Paradeep Road (Major District Road-82)	1,86,61,000
2. Construction of Road from Talcher to Bhuban including construction of major and minor cross drainage works	1,76,66,955
3. Construction of bridge over river Tel on Bhawani-patna-Khariar Road near Turkel (Major District Road-14)	59,49,088

STATEMENT No. 13—*contd.*

Nature of Expenditure	Expenditure during 1982-83				Total	Expenditure to the end of 1982-83
	Non-Plan	State Plan	Central Plan	Centrally-sponsored Plan		
1	2	3	4	5	6	7
	Rs.	Rs.	Rs.	Rs.	Rs.	Rs.
EXPENDITURE HEADS						
(Capital Account)—<i>contd.</i>						
C—CAPITAL ACCOUNT OF ECONOMIC SERVICES—<i>contd.</i>						
(e) Capital Account of Transport and Communications—<i>contd.</i>						
537—Capital Outlay on Roads and Bridges— <i>contd.</i>						
4. Improvement to Cuttack-Kujang Road (Major District Road-82) National Highway Standard without carriage way	1,68,08,194
5. Construction of bridge over Sankha and Brahmani to provide communication facilities to Rourkela Steel Plant area and its approaches including a bridge over the railway line bridge/approaches	71,96,057
6. Improvement to Basudevpur-Dhamra Road	..	25,00,038	25,00,038	2,63,98,744
Other schemes each costing Rs. 50 lakhs and less	15,34,157	8,83,27,071	1,73,988	..	9,00,35,216	70,54,25,300
Total—District and other roads	15,34,157	9,08,27,109	1,73,988	..	9,25,35,254	79,81,05,338
Suspense	..	-32,49,909	-	..	-32,49,909	-16,10,919

STATEMENT No. 13—contd.

Nature of Expenditure	Expenditure during 1982-83					Expenditure to the end of 1982-83
	Non-Plan	State Plan	Central Plan	Centrally Sponsored Plan	Total	
1	2	3	4	5	6	7
	Rs.	Rs.	Rs.	Rs.	Rs.	Rs.
EXPENDITURE HEADS						
(Capital Account)—contd.						
C—CAPITAL ACCOUNT OF ECONOMIC SERVICES—contd.						
(e) Capital Account of Transport and Communications—contd.						
537—Capital Outlay on Roads and Bridges—concl.						
Tribal Areas Sub-Plan—						
1. Improvement to 132 KV line road from Luhagudi to Kometa and providing 12 feet wide pavement.	42,82,868
2. Construction of a bridge over river Indravati and cross drainage works approaches including diversion.	44,10,561
Other schemes each costing Rs. 50 lakhs and less.	..	4,40,16,130	4,40,16,130	26,87,03,194
Total—Tribal Areas Sub-Plan.	..	4,40,16,130	4,40,16,130	27,73,96,623
Railway Safety Works.	7,17,399
Other expenditure	3,11,219	3,11,219	7,55,472
Total—537	18,45,376	13,99,35,577	1,73,988	33,21,001	14,52,75,942	1,35,77,81,343

STATEMENT No. 13—*contd.*

Nature of Expenditure	Expenditure during 1982-83				Total	Expenditure to the end of 1982-83
	Non-Plan	State Plan	Central Plan	Centrally Sponsored Plan		
1	2	3	4	5	6	7
	Rs.	Rs.	Rs.	Rs.	Rs.	Rs.
EXPENDITURE HEADS						
(Capital Account)— <i>contd.</i>						
C—CAPITAL ACCOUNT OF ECONOMIC SERVICES—<i>concl.</i>						
(e) Capital Account of Transport and Communications—<i>contd.</i>						
538—Capital Outlay on Road and Water Transport Services—						
A—Road Transport—						
Land and Building	30,437
Investments—						
Investment in Orissa State Road Transport Corporation.	69,00,266
Total—Land and Building.	69,30,703
Acquisition of fleet—						
Investment in Orissa State Road Transport Corporation.	2,36,16,264
Workshop facilities—						
Investment in Orissa Road Transport Corporation.	28,83,329

STATEMENT No. 13—concl'd.

Nature of Expenditure	Expenditure during 1982-83					Total	Expenditure to the end of 1982-83
	Non-Plan	State Plan	Central Plan	Centrally Sponsored Plan			
1	2	3	4	5	6	7	
EXPENDITURE HEADS	Rs.	Rs.	Rs.	Rs.	Rs.	Rs.	
(Capital Account)—concl'd.							
C—CAPITAL ACCOUNT OF ECONOMIC SERVICES—concl'd.							
(e) Capital Account of Transport and Communications—concl'd.							
538—Capital Outlay on Road and Water Transport Services—concl'd.							
Other expenditure	..	78,00,000	78,00,000	78,00,000	
Investment in shares of Orissa State Commercial Transport Corporation.	2,34,00,000	
Other investments each of Rs. 50 lakhs and less.	39,08,072	
Total—A—Road Transport.	..	78,00,000	78,00,000	6,85,38,368	
B—Water Transport—							
Acquisition of fleet	13,577	
Other expenditure	30,582	
Total—B—Water Transport.	44,159	
Total—538	..	78,00,000	78,00,000	6,85,82,527	
544—Capital Outlay on Other transport and Communication Services—							
Tourism	1,12,48,302	
Investment—							
Orissa Tourism Development Corporation,	..	49,66,210	49,66,210	1,02,72,210	
Total—544	..	49,66,210	49,66,210	2,15,20,512	
Total—(e)—Capital Account of Transport and Communications.	18,45,376	16,73,73,581	1,73,988	33,21,001	17,27,13,946	1,67,71,23,755	
Total—(C)—Capital Account of Economic Services.	2,46,90,345	1,47,25,97,884	18,95,29,453	82,30,349	1,69,50,48,031	13,15,82,97,914	
Total—Expenditure Heads (Capital Account).	2,98,02,274	1,57,15,14,496	19,88,21,349	2,35,55,426	1,82,36,93,545	14,56,05,95,962	

STATEMENT No. 14—STATEMENT SHOWING THE DETAILS OF
GOVERNMENT COMPANIES, OTHER
BANKS AND SOCIETIES, ETC.

Sl. No.	Name of the concern	Year(s) of investment	Details of investment		
			Type	Number of shares/debentures and percentage of Government investment to the total paid up capital/debentures	Face value of each share/debenture
(1)	(2)	(3)	(4)	(5)	(6) Rs.
<i>Statutory Corporations—</i>					
1	Orissa State Financial Corporation, Cuttack.	1956-57	} Ordinary	1,47,145	100
		to 1979-80			
		1980-81	Ordinary	2,07,860	..
			Special		
		1981-82
	1982-83	
2	Orissa State Ware-housing Corporation, Bhubaneswar.	1958-59	} Equity	37,880	100
		to 1979-80			
		1980-81	..	7,800	..
		1981-82
		1982-83
3	Industrial Financial Corporation of India	1974-75 to 1979-80	} Bonds	5	5,00,000
4	Orissa State Road Transport Corporation	1977-78	—
<i>Total—Statutory Corporations—</i>					
	Share Capital	..	—	..	.
	Bonds
<i>Government Companies—</i>					
5	Orissa Mining Corporation Limited, Bhubaneswar.	1956-57	} Equity	9,36,620	100
		to 1974-75			
		1981-82	..	100%	..
	1982-83	

INVESTMENTS OF GOVERNMENT IN STATUTORY CORPORATIONS
JOINT STOCK COMPANIES, CO-OPERATIVE
UP TO THE END OF 1982-83

Amount invested up to the end of 1982-83	Amount of dividend declared/ Interest received and credited to Government during the year	Remarks
(7)	(8)	(9)
Rs.	Rs.	
1,47,14,500	..	The Corporation earned a profit of Rs. 8.58 lakhs during 1981-82 and Rs. 4.65 lakhs during 1982-83 respectively.
2,07,86,000	..	
1,25,00,000	..	
2,15,00,000	..	
37,88,000	..	The Corporation earned a profit of Rs. 3.08 lakhs during 1980-81
7,80,000	..	
7,80,000	..	
10,00,000	40,000 (a)	(a) Information regarding the year to which the dividend relates is awaited.
24,90,000 (b)	..	(b) Invested from earmarked funds
3,33,99,859	..	The cumulative loss sustained up to 1978-79 was Rs. 4,05.91 lakhs. Accounts from 1979-80 are in arrears.
10,92,48,359	40,000	
24,90,000	..	
9,36,62,000	..	The Company is fully owned by Government. The accounts of the Company from 1980-81 are in arrears. The Company earned a net profit of Rs. 72.30 lakhs during 1979-80.
51,00,000	..	
1,00,00,000	..	

STATEMENT

Sl. No.	Name of the concern	Year(s) of investment	Details of investment		
			Type	Numbers of shares/debentures and percentage of Government investment to the total paid up capital/debentures	Face value of each share/debenture
1	2	3	4	5	6
					Rs.
6	Industrial Development Corporation of Orissa Limited, Bhubaneswar.	1961-62 to 1979-80	Equity	22,25,671	100
				100%	
		1980-81	Equity	11,000	100
		1981-82
		1982-83
7	Orissa Construction Corporation Limited, Bhubaneswar.	1962-63 to 1977-78	Equity	17,714 100%	1,000
		1980-81	..	2,500 100%	1,000
		1982-83	..	4,000	..
8	Orissa Fisheries Development Corporation Limited, Bhubaneswar.	1962-63 to 1963-64	Equity	35,000 100%	100
9	Orissa Forest Corporation Limited, Cuttack.	1962-63 to 1978-79	Equity	95,000 100%	100
		1980-81	..	18,000	100
		1981-82
		1982-83
10	Orissa State Commercial Transport Corporation Limited, Cuttack.	1963-64 to 1973-74	Equity	23,400 100 %	1,000
11	Madhusudan Chemical Industries Limited, Cuttack.	1958-59	Equity	59,000 99%	1
12	Orissa Wood Products Limited, Cuttack	1958-59 to 1971-72	Equity	3,81,500 96%	1

No. 14—Contd.

Amount Invested upto the end of 1982-83	Amount of dividend declared/ interest received and credited to Government during the year	Remarks
7	8	9
Rs.	Rs.	
22,25,67,100	..	The Company is fully owned by Government. The Company earned a net profit of Rs. 221.01 lakhs during 1979-80. The accounts from 1980-81 are in arrears.
11,00,000	..	
40,00,000	..	
5,00,000	..	
1,77,14,000	..	The Company is fully owned by Government. The accounts from 1980-81 are in arrears. The Company sustained a loss of Rs. 90.86 lakhs in 1978-79 and earned a net profit of Rs. 94.46 lakhs in 1979-80. The cumulative loss up to the end of 1979-80 was Rs. 162.09 lakhs.
25,00,000	..	
40,00,000	..	
35,00,000	..	This is a fully owned Government Company. The Company sustained a loss of Rs. 1.71 lakhs, Rs. 1.96 lakhs and Rs. 1.98 lakhs during 1979-80, 1980-81 and 1981-82 respectively. The cumulative loss of Rs. 60.43 lakhs exceeded the paid up capital. The Company is under liquidation. Accounts from 1982-83 are in arrears.
95,00,000	..	The Company is fully owned by the Government. The Company earned a net profit of Rs. 22.88 lakhs during the year 1978-79. The accumulated loss up to the end of 1978-79 was Rs. 1.65 lakhs. Accounts from 1979-80 onwards are in arrears.
18,00,000	..	
10,00,000	..	
10,00,000	..	
2,34,00,000	..	The Company sustained a loss of Rs. 6.68 lakhs during 1975-76. The accounts of the Company are in arrears from 1976-77.
59,900	..	The company is under liquidation through Court. The official liquidator has already disposed of its assets. Further details are awaited.
3,81,500	..	Accounts from 1970-71 have not been received. The Company is under liquidation. Further details are awaited.

STATEMENT

Sl. No.	Name of the Concern	Years of investment	Details of investment		
			Type	Number of shares/ debentures and percentage of Government investment to the total paid up capital/ debentures	Face value of each share/ debenture
2	2	3	4	5	6
					Rs.
13	Modern Electronics Limited, Cuttack ..	1960-61 } to } 1977-78 }	Equity	4,27,000 96%	1
14	Orissa Electrical Manufacturing Limited, Cuttack.	1958-59 } to } 1972-73 }	Equity	4,34,121	1
15	Premier Bolts and Nuts Factory Limited, Cuttack.	1959-60 } and } 1971-72 }	Equity	1,25,700 86%	1
16	Modern Malleable Casting Company Limited, Berhampur.	1960-61	Equity	3,70,000 89%	1
17	Utkal Metal Products Limited, Berhampur	1960-61	Equity	1,00,000	1
18	Orissa Trunk and Enamel Works Limited, Cuttack.	1958-59 } to } 1961-62 }	Equity	1,33,500 92%	1
19	Orissa Board Mills Limited, Cuttack ..	1960-61 } to } 1971-72 }	Equity	3,67,000 90%	1
20	Orissa Fruits Products Limited, Parlakhemundi.	1958-59 } to } 1961-62 }	Equity	16,191	1
21	Chilika Cashew Manufacturing Company Limited, Balugaon.	1958-59 } to } 1971-72 }	Equity	47,100	1
22	Orissa Timber Products Limited, Rourkela.	1960-61 } to } 1963-64 }	Equity	1,29,600 90%	1

No. 14—Contd.

Amount invested up to the end of 1982-83	Amount of dividend declared/ interest received and credited to Government during the year	Remarks
7	8	9
Rs.	Rs.	
4,27,000	..	The Company earned a net profit of Rs. 0.23 lakh during 1965-66. The accounts are in arrears from 1966-67.
4,34,121	..	Assets were sold for Rs. 2.50 lakhs in March 1974. The Company was wound up with effect from 18-10-1976.
1,25,700	..	Assets of the Company were auctioned by the District Judge, Cuttack for Rs. 21,500 on 15-5-1980 on behalf of the Orissa State Financial Corporation for realisation of its capital of Rs. 10,000. The amount was received by Orissa State Financial Corporation on 21-11-1980. Further developments are awaited (December, 1983)
3,70,000	..	The assets were taken over by the Orissa State Financial Corporation in February, 1976. The unit went into voluntary liquidation.
1,00,000	..	Shares were transferred to a private party in 1971-72 for Rs. 1.04 lakhs which were reported to have been received in September 1968. The credit is under verification.
1,33,500	..	The Company was liquidated in February 1973. Accounts from 1964-65 are in arrears
3,67,000	..	The Company sustained a net loss of Rs. 1.04 lakhs during 1967-68. The cumulative loss up to 1967-68 was Rs. 6.10 lakhs. Government issued orders (March, 1980) to sell the assets at a total consideration of Rs. 7.50 lakhs to a private entrepreneur. It is reported that the party has paid Rs. 1.41 lakhs till date (December, 1983) out of purchase consideration. The credit is under verification. Accounts from 1968-69 are in arrears.
16,191	..	The Company has been liquidated. Government passed orders in May 1973 for writing-off the loss for adjustments in the accounts. Since the orders of the Government were not complete in certain aspects, revised orders were called for. The Government intimated (August 1982) that revised orders would be issued for adjustment in accounts for 1982-83, after making necessary provision of funds in the revenue section of the accounts through Supplementary Budget.
47,100	..	The Company has been closed from 1963 and is under liquidation with effect from 30th November 1973. Further developments are awaited (December 1983).
1,29,600	..	The Company is under liquidation with effect from the 12th August 1974. Accounts from 1968-69 are in arrears.

STATEMENT

Sl. No.	Name of the concern	Year(s) of investment	Details of investment		
			Type	Number of shares/debentures and percentage of Government investment to the total paid up capital/debentures	Face value of each share/debenture
1	2	3	4	5	6 Rs.
23	Cocacola (India) Limited, Puri	1958-59	Equity	82,000 89%	1
24	Gajapati Steel Industries Limited, Parlakhemundi	1959-60 to 1970-71	Equity	3,77,500 93%	1
25	Hansanath Ceramic Industries Limited, Cuttack	1958-59 to 1971-72	Equity	42,000	1
26	Utkal Foundry and Engineering Company Limited, Sambalpur	1958-59	Equity	2,09,000	1
27	Orissa Agrico Limited, Cuttack	1960-61 and 1961-62	Equity	75,000 75%	1
28	Orissa Instruments Company Limited, Cuttack	1960-61 to 1978-79	Equity	2,68,600	1
29	Mayurbhanj Spinning and Weaving Mills Limited, Rairangpur	1950-51	Ordinary	1,20,000 86%	10
30	Manorama Foundry Works Limited, Rairangpur	1958-59	Equity	1,56,000	1
31	Orissa Agro Industries Corporation Limited, Cuttack	1961-62 to 1979-80	Equity	1,25,022	100
		1980-81	Equity	17,000	
		1981-82			
		1982-83			

No. 14—Contd.

Amount invested up to the end of 1982-83	Amount of dividend declared/ interest received and credited to Government during the year	Remarks
7	8	9
Rs.	Rs.	
82,000	..	The Company is under liquidation with effect from May 1974. The loss up to May 1974 was Rs. 0.56 lakh. The investment of Rs. 0.82 lakh is to be written-off for which no orders have been received from the Government
3,77,500	..	Accounts from 1970-71 are in arrears. The assets of the company were sold on 11th August 1974. Total purchase consideration was Rs. 1.77 lakhs. The department realised Rs. 0.59 lakh (March 1974). The party has not made further payment. Government decided to take possession of the assets. The party filed an injunction suit in the Court and obtained a stay order. The case is subjudice
42,000	..	The Company is under liquidation since January 1974. Assets could not be sold as there were no bidders. Further development is awaited
2,09,000	..	Shares worth Rs. 50,000 were sold to a private entrepreneur during May 1973 and shares worth Rs. 46,800 and Rs. 51,295 transferred to a private party in May 1977 and March 1978 respectively. Details of credit are awaited. The cumulative profit up to the end of 1976-77 was Rs. 0.22 lakh. Accounts from 1977-78 are in arrears
75,000	..	The cumulative loss up to 1968-69 was Rs. 0.35 lakh. Accounts from 1969-70 are in arrears
2,68,000	..	During 1977-78, the Company earned a profit of Rs. 0.64 lakh and the accounts are in arrears from 1978-79 on wards
11,53,074 (a)	..	(a) Decrease is due to refund of Rs. 46,926 in 1979-80 as brought to account. The Company is under liquidation. The official liquidator paid Rs. 61,475 and Rs. 46,926 in 1971-72 and 1978-79 respectively to Government towards refund of share money
1,56,000	..	The Company stopped production from 1969-70 due to marketing difficulties and is under liquidation with effect from 12th February 1974. Accounts from 1968-69 are in arrears
1,25,02,200	..	The Company sustained a loss of Rs. 3.38 lakhs and Rs. 2.27 lakhs during 1978-79 and 1979-80 respectively. The accounts are in arrears from 1980-81
17,00,000	..	
20,00,000	..	
30,00,000	..	

STATEMENT

Sl. No.	Name of the concern	Years (s) of investment	Details of investment		
			Type	Number of shares/debentures and percentage of Government investment to the total paid up capital/debentures	Face value of each share/debenture
1	2	3	4	5	6
					Rs.
32	Eastern Aquatic Products Limited, Cuttack	1958-59 to 1971-72	Equity	52,500 87%	1
33	Kalinga Foundry Limited, Dhanmandal	1958-59	Equity	84,554 84%	1
34	Orissa Sports Manufactures and Fabricators Limited, Cuttack	1960-61 and 1971-72	Equity	1,08,000 84%	1
35	Konark Processing Works Limited, Cuttack	1959-60 to 1962-63	Equity	70,000 82%	1
36	Kalinga Fruit Products Limited, Parla-khemundi	1958-59	Equity	16,500 82%	..
37	Spark Battery Manufacturing, Limited, Cuttack.	1958-59 to 1966-67	Equity	2,60,000	1
38	Orissa Boat Builders Limited, Cuttack	1958-59 to 1976-77	Equity	3,22,255 89%	1
39	Orissa Foundry Company Limited, Berhampur.	1958-59	Equity	1,35,000 82%	1
40	Rourkela Fabrication Limited, Rourkela	1958-59	Equity	1,76,500 60%	1

No. 14—Contd.

Amount invested up to the end of 1982-83	Amount of dividend declared/ interest received and credited to Government during the year	Remarks
7	8	9
Rs.	Rs.	
52,500	..	The Company is under liquidation. The assets of the company were sold to Fisheries Development Corporation on a consideration of Rs. 54,317. After finalisation of liquidation proceedings, Government's share of the proceeds would be realised.
84,554	..	The shares were transferred to a private entrepreneur in October 1972 and Rs. 0.84 lakh realised. Details of credit are under verification.
1,08,000	..	The Company stopped production from September 1967 and came under liquidation with effect from 30th November 1973. Further developments are awaited.
70,000	..	The Company is under liquidation. Accounts from 1962-63 have not been finalised as records and account books have not been handed over to the ex-Managing Director. The department intimated about the purchase of shares worth Rs. 10,000 by a private party. The official liquidator could not sell the assets for want of bidders.
16,500	..	The shareholders in their final meeting held on the 15th April 1980 decided to write-off the entire amount of Rs. 16,500 as a sum of Rs. 1,366 realised from the disposal of the assets on liquidation was not sufficient to pay to the creditors. After payment of dues of the creditors, balance amount of Rs. 496 was deposited in Company's liquidation accounts in the Reserve Bank of India.
2,34,000	..	The entire Government shares of Rs. 2,65,000 were transferred to a private entrepreneur in October 1981 on deferred payment system for repayment in 10 annual instalments. First instalment of Rs. 26,000 was received in June 1980.
3,22,255	..	The cumulative loss sustained by the Company to the end of 1970-71 was Rs. 2.17 lakhs. Accounts from 1971-72 are in arrears.
1,35,000	..	The Company stopped production in 1965-66. Accounts from 1968-69 are in arrears. Shares have been transferred to a private party at a reduced value of Rs. 0.90 lakh. Government intimated (August 1982) that the orders to write-off the loss of Rs. 1.35 lakhs consequent upon the transfer of share at the reduced value be issued after making necessary provision of funds in the revenue section of the accounts through Supplementary Budget Estimates for 1982-83.
1,34,562	..	The decrease is due to refund of Rs. 23,088. The Company earned a net profit of Rs. 1.36 lakhs in 1977-78. All the shares were transferred to private entrepreneurs in January 1978 on deferred payment basis. Rs. 72,000 was paid to Government in May 1977 and out of the balance which was to be paid in three equal instalments, an amount Rs. 23,088 only was paid to Government (July 1981).

STATEMENT

Sl. No.	Name of the concern	Year(s) of investment	Details of investment		
			Type	Number of shares/debentures and percentage of Government investment to the total paid-up capital/debentures	Face value of each share/debenture
1	2	3	4	5	6
					Rs.
41	Jagannath Chemical and Pharmaceuticals Limited Cuttack	1959-60 to 1971-72	Equity	1,86,500 88%	..
42	Kalinga Steel and Wire Products Limited, Cuttack.	1958-59 to 1971-72	Equity	1,15,000 80%	1
43	Orissa Concrete Products Limited, Bhubaneswar.	1959-60 to 1969-70	Equity	2,10,000 80%	1
44	Orissa Road Transport Company Limited, Berhampur.	1950-51 to 1975-76	Equity 'A' Class 'B' Class	39,230	100
		1982-83			
45	Cuttack Iron and Steel Products Limited, Cuttack	1958-59 to 1977-78	Equity	1,18,000 70%	1
46	Manufacture Electro Limited, Cuttack ..	1959-60 and 1971-72	Equity	35,500 88%	1
47	Utkal Fruit Products Limited, Angul ..	1958-59 to 1961-62	Equity	14,000 70%	1
48	Orissa Tiles Limited, Barang ..	1959-60 to 1961-62	Equity	1,90,000	1
49	Mayurbhanj Oil and Oil Products Limited, Baripada.	1950-51	Ordinary	6,000	10

No 14—contd.

Amount invested up to the end of 1982-83	Amount of dividend declared/ Interest received and credited to Government during the year	Remarks
7	8	9
Rs.	Rs.	
1,86,500	..	The Company sustained a loss of Rs. 0.08 lakh during 1965-66. The accounts are in arrears from 1966-67.
1,15,000	..	The Company stopped production from 1966-67 for want of working capital. Accounts from 1968-69 are in arrears. The Company is under liquidation from January 1974. Further developments are awaited.
2,10,000	..	The Company has been transferred to a private party in August, 1975 on payment of Rs. 1.90 lakhs. The details of credits are under verification.
39,23,000	..	The Company sustained a loss of Rs. 53.88 lakhs during 1979-80. Accumulated loss up to 1979-80 was Rs. 96.55 lakhs. Accounts from 1980-81 are in arrears.
78,00,000
68,000	..	(a) The decrease is due to refund of Rs. 50,000 in July 1980. Government decided to sell the entire shares to a private party on payment of Rs. 50,000 and balance in equal instalments. The party has paid Rs. 50,000 in July 1980. Transfer has not been effected due to stay order by High Court.
35,500	..	The Company is under liquidation from May, 1978
14,000	..	The Company is under liquidation since July 1966. Some assets were sold in March 1970 and Rs. 8,000 realised (April 1970) was reported to have been deposited in Company's account. The realisation of share capital investment of Government would come up on finalisation of liquidation proceedings.
1,90,000	..	The Company sustained a loss of Rs. 0.10 lakh and Rs. 0.97 lakh during 1974-75 and 1975-76 respectively. The cumulative loss up to 1975-76 was Rs. 11.52 lakhs after writing back development rebate reserve. Accounts from 1976-77 are in arrears.
60,000	..	The Company has been liquidated. Government passed orders (December 1966) to write-off the investments as irrecoverable dues. A copy of the Government order has since been received. This is in course of adjustment in accounts.

Sl. No.	Name of the concern	Year (s) of investment	Details of investment		
			Type	Number of shares/debentures and percentage of Government investment to the total paid up capital/debentures	Face value of each share/debenture
1	2	3	4	5	6
					Rs.
50	Kalinga Hard Board Limited, Sambalpur	1958-59 to 1961-62	Equity	2,105	1
51	Balanga Iron Works Limited, Balasore	1958-59 and 1971-72	Equity	1,59,000 63%	1
52	Mayurbhanj Textiles Limited, Baripada	1950-51 to 1970-71	Preference	37,380 78.4%	10
53	Koshal Industrial Development Syndicate Limited, Balangir.	1952-53	Ordinary	45,000 53%	10
54	Barabati Fruit Products Limited, Cuttack	1958-59 to 1960-61	Equity	11,970	1
55	Orissa Small Industries Corporation Limited, Cuttack.	1971-72 to 1979-80	Equity	1,75,076	100
		1980-81	Equity	80,720	..
		1981-82			
		1982-83			
56	Industrial Promotion and Investment Corporation of Orissa Limited, Bhubaneswar	1972-73 to 1979-80	Equity	5,04,147	100
		1980-81	..	1,24,000	..
		1981-82
		1982-83
57	Banana and Fruit Development Corporation, Madras.	1972-73	Equity	1,000	100
58	Orissa Lift Irrigation Corporation Limited, Bhubaneswar.	1973-74 to 1979-80	Equity	9,71,020	100
		1980-81	Equity	2,87,200	..
		1981-82	Equity	2,23,630	100
		1982-83	Equity	2,22,280	100

No. 14—contd

Amount invested up to the end of 1982-83	Amount of dividend declared/ interest received and credited to Government during the year	Remarks
7	8	9
Rs.	Rs.	
2,105	..	The Company has been liquidated in July 1965. Revised orders of the Government to write off the share capital in the accounts for 1982-83 are awaited.
1,59,000	..	The Company has been closed and is under liquidation, with effect from 12th February 1974. Accounts from 1967-68 have not been received.
3,73,800	..	The loss sustained by the Company up to 1970-71 was not intimated by the department. A new Company was formed which was incorporated on 2nd June 1976. Accounts from 1971-72 are awaited.
4,50,000	..	The Company has gone into liquidation. The official liquidator has paid 90 per cent of the share money in instalments. Full details of the credits are awaited.
11,970	..	The Company has been liquidated. Revised Orders to write-off the loss of Rs. 0.12 lakh are awaited.
1,75,07,600	..	This is fully owned Government Company. During 1977-78, the Company sustained a net loss of Rs. 34.4 lakhs. Accounts from 1978-79 onwards are in arrears.
80,72,000		
10,00,000		
46,50,000		
4,88,54,700	..	The Company is wholly owned by the Government and earned net profit of Rs. 4.10 lakhs, Rs. 1.87 lakhs, Rs. 7.24 lakhs and Rs. 11.44 lakhs during the years 1978-79, 1979-80, 1980-81 and 1981-82 respectively. Details of dividend have not been received.
1,24,00,000		
2,00,00,000		
3,91,83,000		
1,02,000	..	The Company had no trading activity for the third year in succession up to 1980-81. The Company sustained a loss of Rs. 8.02 lakhs during the year 1980-81 and the cumulative loss up to the year 1980-81 was Rs. 123.82 lakhs.
9,71,02,000	..	It is fully owned by Government. During 1975-76, the Company sustained a loss of Rs. 26.33 lakhs. The accounts are in arrears from 1976-77.
2,87,20,000		
2,23,63,000		
2,22,28,000		

STATEMENT

Sl. No.	Name of the concern	Year(s) of investment	Details of investment		
			Type	Number of shares/ debentures and Percentage of Government investment to the total paid up capital/ debentures	Face value of each share/ debenture
1	2	3	4	5	6
					Rs.
59	Film Development Corporation of Orissa Limited.	1973-74 to 1979-80	Equity	13,000	100
		1979-81	Equity	8,000	..
		1981-82			
		1982-83			
60	Leather Corporation of Orissa Limited	1975-76 to 1979-80	Equity	26,580 100%	100
		1980-81	Equity	56,000	..
		1981-82			
		1982-83			
61	New Mayurbhanj Textiles Limited, Baripada.	1975-76 to 1978-79	Equity	1,500 100%	100
62	Orissa State Handloom Development Corporation Limited.	1976-77 to 1979-80	Equity	1,58,910	100
		1980-81	Equity	16,330	..
		1981-82			
		1982-83			
63	Orissa State Seeds Corporation Limited.	1977-78 and 1978-79	Preference Equity.	15,000	100
		1979-80	Equity		

No. 14—Contd.

Amount invested up to the end of 1982-83	Amount of dividend declared/ interest received and credited to Government during the year	Remarks
7	8	9
Rs.	Rs.	
13,00,000	..	The Company earned a net profit of Rs. 0.02 lakh during 1977-78 and sustained a net loss of Rs. 1.05 lakhs in 1978-79. The cumulative loss up to 1978-79 was Rs. 1.16 lakhs. Accounts from 1979-80 are in arrears.
8,00,000	..	
40,00,000	..	
13,00,000	..	
26,58,000	..	The accounts are in arrears from the date of production (1st June 1977). Rs. 56 lakhs paid as share capital during 1980-81 but no allotment of shares made up to March 1981.
56,00,000	..	
8,00,000	..	
1,00,000	..	
1,50,000	..	The Company was incorporated in June 1976. During 1978-79, the Company sustained a loss of Rs. 0.33 lakh. The accounts of the Company are in arrears from 1979-80 onwards.
1,58,91,000	..	The Company is fully owned by the Government. The loss sustained by the Company during 1977-78 and cumulative loss upto 1977-78 was Rs. 6.07 lakhs. Accounts from 1978-79 are in arrears.
16,33,000	..	
27,12,500	..	
27,00,000	..	
15,00,000	..	The Company sustained a net loss of Rs. 29.47 lakhs during 1980-81. Accounts from 1981-82 are in arrears.
60,03,000	..	

STATEMENT

Sl. No.	Name of the concern	Year(s) of investment	Details of investment		
			Type	Number of shares/debentures and percentage of Government investment to the total paid up capital/debentures	Face value of each share/debenture
1	2	3	4	5	6
					Rs.
64	State Cashew Development Corporation Limited	1978-79	Equity	300	1,000
		1979-80	..	100% 1,030	1,000
		1980-81	..	1,350	1,000
		1981-82
		1982-83
65	Orissa Maritime and Chilka Area Development Corporation Limited	1978-79 and 1979-80	} Equity	1,00,810	100
		1980-81	Equity	35,000	..
		1982-83
66	Similipahar Forest Development Corporation	1979-80	Equity	10,000	100
		1980-81	Equity	10,000	100
		1981-82
67	Police Housing and Welfare Corporation	1979-80	Equity	1,584 100%	1,000
		1980-81	Equity	2,150	..
		1982-83
68	Orissa Fish Seed Development Corporation	1979-80	Equity	10,000	100
		1980-81	Equity	10,000	100
		1981-82
		1982-83
69	Orissa Tourism Development Corporation	1979-80	Equity	20,750	100
		1980-81	Equity	3,23,100	10
		1981-82
		1982-83
70	Orissa State Civil Supplies Corporation Limited	1980-81	Equity	50,000	1,000

No. 14—Contd.

Amount invested upto the end of 1982-83	Amount of dividend declared/ Interest received and credited to Government during the year	Remarks
7	8	9
Rs.	Rs.	
3,00,000	..	This is a fully owned Company of Government. The Company earned a net profit of Rs. 9.72 lakhs during 1980-81. The accounts from 1981-82 are in arrears
10,30,000	..	
13,50,000	..	
4,00,000	..	
1,00,000	..	
1,00,81,000	..	This is a fully owned Government Company. The Company sustained a loss of Rs. 0.03 lakh and Rs. 2.96 lakhs during 1978-79 and 1979-80 respectively. The accounts from 1980-81 onwards are in arrears
35,00,000	..	
73,000	..	
10,00,000	..	Incorporated on 14th December 1979. Accounts of the Company are in arrears since its inception
10,00,000	..	
15,00,000	..	
15,84,000	..	Accounts from 1979-80 are in arrears
21,50,000	..	
36,00,000	..	
10,00,000	..	This is a fully owned Government Company. The accounts of the Company are in arrears from 1982-83. During the year 1981-82 the Company made a net loss of Rs. 1.98 lakhs.
10,00,000	..	
1,00,000	..	
10,00,000	..	
20,75,000	..	Incorporated on 3rd September 1979. The Company sustained losses of Re. 0.62 lakh and Rs. 16.25 lakhs during 1979-80 and 1980-81 respectively. The accounts of the Company are in arrears from 1981-82 and onwards.
32,31,000	..	
17,25,000	..	
20,00,000	..	
5,00,00,000	..	Incorporated on 1st September 1980

STATEMENT

Sl. No.	Name of the concern	Year (s) of investment	Details of investment		
			Type	Number of shares/ debentures and percentage of Government investment to the total paid up capital/ debentures	Face value of each share/ debenture
1	2	3	4	5	6
					Rs.
71	State Textiles Corporation	1981-82
72	Orissa State Electronics Development Corporation	1981-82
		1982-83
73	Konark T. V. Limited, Bhubaneswar	1982-83
74	Orissa Bridge Corporation Limited	1982-83
	Total—Government Companies
	Joint Stock Companies				
75	Orissa Textile Mills Limited, Choudwar, Cuttack	1947-48 } to 1951-52 }	Preference	10,750	100
			Ordinary	20,000 17.3%	10
76	Puri Electric Supply Company Limited, Puri	1947-48 } to 1949-50 }	Ordinary	5,300 32.6%	10
77	Kalinga Industries Limited, Jobra, Cuttack	1948-49	Preference	2,800	100
			Ordinary	200 7%	10
78	Orissa Cement Limited, Rajgangpur	1949-50 } to 1950-51 }	Preference	40,000 12.9%	100
79	Mayurbhanj Potteries Limited, Kuladhia	1949-50	Preference	10,000	10
			Ordinary	39%	
80	Mayurbhanj Glass Works Limited, Bahalada Road	1950-51	Preference	10,000	10
			Ordinary	20.1%	
81	Orissa Cotton Mills Limited, Bhagatpur	1950-51 } to 1961-62 }	Ordinary	5,540 4.16%	10
82	Gauhati Electric Supply Corporation Limited	1952-53	Ordinary	2,450	..

No. 14—Contd.

Amount invested up to the end of 1982-83	Amount of dividend declared/ interest received and credited to Government during the year	Remarks
7	8	9
Rs.	Rs.	
25,00,000 (c)	..	(c) Information regarding face-value of shares is awaited.
24,00,000 50,00,000	..	Incorporated on 29th September 1981. During 1981-82 and 1982-83, the excess of expenditure over the receipt of Rs. 1.46 lakhs and Rs. 2.71 lakhs respectively has been taken to "Pre-operative expenses".
15,00,000
4,18,441
91,22,01,573
12,75,000	..	The Company sustained a loss of Rs. 1,72.56 lakhs in 1979-80. The cumulative loss up to 1979-80 was Rs. 7,63.04 lakhs.
53,000	..	The Company has gone into liquidation. The department has intimated about the refund of the investment by the company in June 1967. The credit is under verification for adjustment in Government accounts.
3,00,000	..	Accounts from 1975-76 have not been received. The Company sustained a loss of Rs. 1.68 lakhs in 1974-75 and is under liquidation.
40,00,000	2,34,000 (a)	(a) Information regarding the year to which the dividend relates is awaited.
(a)	..	(a) The entire sharemoney of Rs. 1,00,000 has been refunded into Government account for 1981-82.
1,00,000	..	The Company has gone into liquidation. Payment of sale proceeds realised from the assets of the Company is under finalisation by the official liquidator
55,400	..	The factory closed its work in May 1965. The Government of India took over the Mill through National Textile Corporation in 1971-72. Accounts for 1974-75 disclosed a loss of Rs. 4.58 lakhs.
32,264	..	The Company is under liquidation since 1957 and was taken over by the Government of Assam in June 1957. The Company has paid Rs. 28,588 so far. Details of the credits are awaited (March 1983).

STATEMENT

Sl. No.	Name of the concern	Year (s) of investment	Details of investment		
			Type	Number of shares/debentures percentage to Government investment to the total paid up capital debentures	Face value of each share/debenture
1	2	3	4	5	6
Rs.					
83	Hindustan Minerals and Quarries Limited, Calcutta	1952-53	Ordinary	1,000 44%	100
84	Pioneer Limited	1952-53	Ordinary	100 1.55%	100
85	Indian Chemical Products Limited, Bahalada Road, Mayurbhanj	1962-63	Equity	7,500 97%	100
86	Tata Engineering and Locomotive Company Limited, Jamshedpur	1962-63	Equity	100	100
87	Weaving Factory, Bolangir	1962-63	Equity
88	Rajendra Paper Mills, Bolangir	1962-63	..	87%	..
89	Kohinoor Alluminium Products Limited, Rourkela,
90	Orissa Ceramic Industries Limited, Jharsugudar	1959-60	Preference Equity	1,250 41.7%	100
91	Utkal Equipment and Chemicals Limited, Cuttack.	1969-70	Equity	3,000 32.5%	100
92	Orissa Paper Products Limited, Bolangir	1969-70	Preference Equity	200 50%	200
93	Orissa Oil Industries Limited, Sambalpur	1970-71 to 1972-73	Preference	10,000 34%	100
94	Indo East Extraction Limited, Bhubaneswar.	1970-71 to 1971-72	Preference Equity	3,500 36%	100
95	Orissa Fertilisers and Chemicals Limited, Cuttack.	1968-69 to 1971-72	Preference Equity	65,000 29½%	10

No. 14—Contd.

Amount invested up to the end of 1982-83	Amount of dividend declared/ interest received and credited to Government during the year	Remarks
7	8	9
Rs.	Rs.	
1,00,000	..	The Company is under liquidation since 1957. It has been reported (November 1981) that steps for the final dissolution of the Company are being taken by the official liquidator.
10,000	..	Shares were transferred to a private party at a reduced value of Rs. 2,000 and this amount was stated to have been credited to Government account in July 1969. The credit is under verification. Order of the Government for treatment of the loss are awaited
7,50,000	..	The Company has gone into voluntary liquidation from June 1966. The assets of the Company have not been disposed of so far by the official liquidator on account of dispute.
10,000	5,420 (a)	(a) Information regarding the year to which the dividend relates is awaited,
25,000	..	The factory was closed during 1949-50. An amount of Rs. 5,957 was stated to have been credited to Government account,
3,87,500	..	The Company is under voluntary liquidation from December 1969. Further developments are awaited from the Department.
10,000	-	Orders of Government for write off of the loss of Rs. 10,000 are still awaited
1,25,000	9,000 (a)	(a) Information regarding the year to which the dividend relates is awaited
3,00,000	..	The Company has been closed. Application has been filed for its liquidation. Further developments are awaited
40,000	..	The cumulative loss up to the year ended 30th June 1976 was Rs. 0.86 lakh. The Company has not yet gone into production
10,00,000	90,000 (a)	(a) Information regarding the year to which the dividend relates is awaited
3,50,000	..	The Company sustained continued losses and was closed from October 1975. The Orissa State Financial Corporation has taken over the unit from November 1977. The Cumulative loss upto 1982-83 was Rs. 36.85 lakhs
6,50,000	..	The Company sustained a loss of Rs. 21.16 lakhs for the year 1975-76. Further accounts are awaited.

STATEMENT

Sl. No.	Name of the concern	Year(s) of investment	Details of investment		
			Type	Number of shares/debentures and percentage of Government investment to the total paid up capital/debentures	Face value of each share/debenture
1	2	3	4	5	6
					Rs.
96	Konark Rubber Industries, Cuttack	1970-71 and 1972-73	Equity	1,640 34%	100
97	East Coast Breweries and Distilleries Limited, Cuttack	1971-72 to 1976-77	Equity	3,28,750	10
98	Mamata Drinks and Industries Limited, Rourkela	1971-72	Equity	2,500	100
99	Cifoods Limited, Cuttack	1972-73 to 1973-74	Equity	4,000	100
100	National Textiles Corporation (West Bengal, Bihar, Assam and Orissa) Limited	1975-76	Equity	6,500	10
	Total—Joint Stock Companies
	Co-operative Societies (A)				
1	Credit Co-operatives	1938-39 } 1979-80 } 1980-81 } 1965-66 to 1979-80 } 1980-81 } 1981-82 } 1981-82 } 1982-83 } 1982-83 }	Shares Shares Debentures Debentures Shares Debentures Debentures Shares
2	Housing Co-operatives	1955-56 to 1977-78 } 1981-82 } 1982-83 }	Shares Shares Shares

(b) Figures of debentures are under reconciliation. This will be exhibited in statement No. 18 in the

No. 14—contd.

Amount invested up to the end 1982-83	Amount of dividend declared interest received and credited to Government during the year	Remarks
7	8	9
Rs.	Rs.	Rs.
1,64,000	..	The Company sustained a loss of Rs. 1.14 lakhs for the year ended June 1979. Cumulative loss worked out to Rs. 16.45 lakhs. The company stopped production. Further developments are awaited.
32,87,500	..	Accounts from January 1979 onwards are in arrears. Company started commercial production from 30th July 1979.
2,50,000	..	The Company sustained a loss of Rs. 3.04 lakhs during 1977-78. The cumulative loss up to 1977-78 was Rs. 32.45 lakhs
4,00,000	..	The cumulative loss up to the year 1975-76 was Rs. 8.52 lakhs. The Company however earned a net profit of Rs. 0.31 lakh during 1976-77
65,000
1,37,39,664
12,88,98,738	..	(a) Information regarding the year to which the dividend relates is awaited. Rs. 3,51,164 relates to the year 1980-81
2,05,50,000	4,36,889	
4,90,59,278	..	(a) Reduced due to refund of debentures of Rs. 1,09,47,427.
36,78,400	..	
(b)		
1,96,82,500	..	
65,63,160	..	
(b)		
44,00,656	..	
(b)		
1,43,46,000	..	
4,50,000	..	
8,51,840	..	
8,50,000	..	

STATEMENT

Sl. No.	Name of the concern	Year(s) of investment	Details of investment		
			Type	Number of shares/debentures and percentage of Government investment to the total paid up capital/debentures	Face value of each share/debenture
1	2	3	4	5	6
					Rs.
3	Labour Co-operatives	1962-63 to 1966-67	Shares
4	Farming Co-operatives	1961-62 to 1967-68	Shares
5	Warehousing and Marketing Co-operatives	1955-56 to 1979-80	Shares
		1980-81	Shares	-	..
		1981-82	Shares	..	-
		1982-83		-	..
6	Processing Co-operatives	1965-66 to 1977-78	Shares	-	-
7	Dairy Co-operatives	1974-75 to 1977-78	Shares
		1981-82	
8	Fishermen's Co-operatives	1959-60 to 1979-80	Shares
		1980-81	Shares
		1981-82	Shares	-	-
		1982-83	
9	Co-operative Sugar Mills	1956-57 to 1977-78	Shares
		1981-82	
		1982-83	

No. 14—Contd.

Amount invested up to the end of 1982-83	Amount of dividend declared/ interest received and credited to Government during the year	Remarks
7	8	9
Rs.	Rs.	
5,40,000	..	
2,20,000	..	
7,24,03,858	..	
1,46,07,500	..	
94,35,000	..	
1,69,16,275	..	
56,07,000	..	
6,70,000	..	
1,01,900	..	
13,18,000	..	
6,15,000	..	
29,000	..	
1,13,000	..	
3,14,00,000	..	
41,00,000	..	
1,49,99,344	..	

STATEMENT

Sl. No.	Name of the concern	Year (s) of investment	Details of investment		
			Type	Number of shares/debentures and percentage of Government investment to the total paid up capital/debentures	Face value of each share/debenture
1	2	3	4	5	6 Rs.
10	Co-operative Spinning Mills	1960-61 } to 1979-80 }	
		1980-81	Shares	..	--
		1981-82	Shares
		1982-83	
11	Industrial Co-operatives	1961-62 } to 1979-80 }	Shares
		1980-81	Shares
		1981-82	Shares
		1982-83	
12	Consumer Co-operatives	1961-62 } to 1979-80 }	Shares	--	..
		1980-81	Shares	..	.
		1981-82	Shares
		1982-83		..	--
13	Co-operatives under Tribal Areas Sub-Plan	1974-75 } to 1979-80 }	Shares
		1980-81	Shares
		1974-75 } to 1979-80 }	Debentures
		1980-81	Debentures
		1981-82	Shares
		1982-83	Shares	--	..
		1982-83	Debentures	..	--

No. 14—Contd.

Amount invested up to the end of 1982-83	Amount of dividend declared interest received and credited to Government during the year	Remarks
7	8	
Rs.		
1 49,10,000	—	
1,32,00,000	..	
1,23,50,000	..	
4,78,16,500	..	
2,49,28,400	..	
1,01,97,000	..	
24,44,500	..	
14,70,000	..	
1,95,98,500	..	
37,08,500	..	
13,15,000	..	
71,00,000	..	
7,79,55,776	..	
1,74,03,500	..	
81,30,350	..	
30,00,000	..	
1,23,63,000	..	
60,48,500	..	
23,60,217	..	

STATEMENT

Sl. No.	Name of the concern	Year (s) of investment	Details of investment		
			Type	Number of shares/debentures and percentage of Government investment to the total paid up capital/debentures	Face value of each share/debenture
1	2	3	4	5	6
					Rs.
14	Other Co-operatives	1957-58 to 1979-80	Shares	--	..
		1980-81	Shares
		1981-82	Shares
		1982-83		--	..
Total—Co-operative Societies					
	Share Capital		
	Debentures			..	--
Grand Total—					
	Share Capital		
	Debentures/Bonds			..	--

No. 14—Concl'd.

Amount invested up to the end of 1982-83	Amount of dividend declared/ interest received and credited to Government during the year	Remarks
7	8	9
Rs.	Rs.	
3,42,62,700	6,75,227 (a)	(a) Out of this Rs. 3,26,937 relate to the year 1979-80. Information regarding the year to which remaining amount relates is awaited.
6,11,21,000	..	
3,01,00,000	..	
33,50,000	..	
76,03,47,831	16,32,181	
7,71,92,061	..	
1,79,55,37,427	20,10,601	
7,96,82,061	..	

**STATEMENT No. 15—STATEMENT SHOWING CAPITAL AND OTHER EXPENDITURE
(OTHER THAN ON REVENUE ACCOUNT) TO END OF 1982-83 AND THE
PRINCIPAL SOURCES FROM WHICH FUNDS WERE PROVIDED
FOR THAT EXPENDITURE**

Heads	On the 1st April 1982	During the year	On the 31st March 1983
1	2	3	4
	(In crores of rupees)		
CAPITAL AND OTHER EXPENDITURE—			
<i>Capital Expenditure—</i>			
Public Works	34.88	1.82	36.70
Social and Community Services	92.48	11.04	1,03.52
General Economic Services	71.57	10.95	82.52
Agriculture and Allied Services	1,49.67	11.20	1,60.87
Industry and Minerals	60.64	9.10	69.74
Water and Power Development	7,14.01	1,20.99	8,35.00
Transport and Communications	1,50.44	17.27	1,67.71
Total—Capital Expenditure	<u>12,73.69</u>	<u>1,82.37</u>	<u>14,56.06</u>
<i>Loans and Advances—</i>			
Social and Community Services	27.64	1.31	28.95
General Economic Services	20.22	2.33	22.55
Agriculture and Allied Services	5.81	0.93	6.74
Industry and Minerals	22.09	-0.17	21.92
Water and Power Development	1,45.76	1.02	1,46.78
Transport and Communications	4.59	0.80	5.39
Loans to Government Servants	8.43	0.62	9.05
Miscellaneous Loans	1.78	-0.03	1.75
Total—Loans and Advances	<u>2,36.32</u>	<u>6.81</u>	<u>2,43.13</u>
Appropriation to the Contingency Fund	20.00	90.00	1,10.00
Total—Capital and other expenditure	<u>15,30.01</u>	<u>2,79.18</u>	<u>18,09.19</u>
PRINCIPAL SOURCES OF FUNDS—			
<i>Revenue Surplus—</i>		-22.98	
Public Debt
Internal Debt	(a)2,32.73	27.87	2,60.60
Loans and Advances from the Central Government.	9,50.64	1,31.40	10,82.04
Small Savings, Provident Funds, etc.	1,29.18	26.89	1,56.07
Total—Outstanding Debt	<u>13,12.55</u>	<u>1,86.16</u>	<u>14,98.71</u>


(a) Differs from last years figures due to rounding

STATEMENT No. 15—concl'd.

Heads	On the 1st April 1982	During the year	On the 31st March 1983
1	2	3	4
(In crores of rupees)			
PRINCIPAL SOURCES OF FUNDS			
Contingency Fund	13.08	80.64	93.72
Reserve Funds	28.59	—3.82	24.77
Net balance under Deposits, Advances and Suspense, etc., other than those shown separately.	63.83	24.61	88.44
Remittance	—39.70	—22.03	—61.73
Total—Debt and other obligations	13,78.35	2,65.56	16,43.91
Deduct—Cash balance	—24.43	—50.26	— 74.69
Deduct—Investments	15.66	17.89	33.55
Add—Amount closed to the Government Account	—	4.22	..
Net provision of funds	13,87.12	2,97.95	16,85.05 (c)

Note—The difference of Rs. 1,24.14 crores between the net provision of fund at (c) exhibited in the statement and the net capital and other expenditure as at (b) upto the end of 1982-83 is explained below:—

	(In crores of rupees)
(i) Net effect of balance transferred to the State on 1st April, 1936	—0.06
(ii) Accumulated net revenue deficit from 1936-37 to 1982-83	—33.88
(iii) Net amount of adjustments under "880—Miscellaneous Government Account"	—89.21
(iv) Pre-merger balance of the integrated states brought to Government Account by correction of opening balances during 1951-52 to 1965-66 (Net).	0.55
(v) Loans and advances by Government of India to Engineering Schools brought to account by correction of opening balances during 1964-65 and 1965-66 after the schools were taken over by the Government.	0.09
(vi) Capital expenditure adjusted in excess of previous years and excluded during 1957-58 and 1966-67 (Rs. 22.34 lakhs) and the amount not adjusted in previous years added during 1967-68 (Rs. 2.95 lakhs).	0.19
(vii) Loans advanced by the Government of India to private bodies for construction of hostel of the Bhadrak College brought to account by correction of opening balances in 1974-75 consequent on transfer of the college under the control of the State Government.	0.01
(viii) Capital expenditure dropped <i>pro forma</i> in 1977-78 due to restructuring of accounting classification.	—1.83
Total	—1,24.14



SECTION—B

DEBT, CONTINGENCY FUND AND PUBLIC ACCOUNT

SECTION 3

THESE ARE THE TERMS AND CONDITIONS OF THE

**STATEMENT No. 16—DETAILED STATEMENT OF RECEIPTS, DISBURSEMENTS AND
BALANCES UNDER HEADS OF ACCOUNT RELATING TO DEBT, CONTINGENCY
FUND AND PUBLIC ACCOUNT**

Head of Account 1	Opening Balance 2	Receipts 3	Disbursements 4	Closing Balance 5
	Rs.	Rs.	Rs.	Rs.
PART—I—CONSOLIDATED FUND—				
Receipt Heads (Revenue Account) Statement No. 11)	(a)	8,01,61,70,701	—	(a)
Expenditure Heads (Revenue Account) (Statement No. 12)	(a)	..	8,24,59,87,401	(a)
Expenditure Heads (Capital Account) (Statement No. 12)	(a)	..	1,82,36,93,545	(a)
E—PUBLIC DEBT (b)—				
603—Internal Debt of the State Government	Cr. 2,32,72,73,400	3,50,73,91,200	3,22,86,62,240	Cr. 2,60,60,02,360
604—Loans and Advances from the Central Government	Cr. 9,50,64,49,176	1,80,48,22,200	49,07,75,954	Cr. 10,82,04,95,422
Total—E—Public Debt	Cr. <u>11,83,37,22,576</u>	<u>5,31,22,13,400</u>	<u>3,71,94,38,194</u>	Cr. <u>13,42,64,97,782</u>
F—LOANS AND ADVANCES—(c)—				
677—Loans for Education, Art and Culture	Dr. 2,48,34,105	2,35,454	17,12,336	Dr. 2,63,10,987
682—Loans for Public Health, Sanitation and Water Supply	Dr. 1,24,81,423	1,17,40,98	13,25,000	Dr. 1,26,32,325
683—Loans for Housing	Dr. 11,06,00,870	44,20,072	1,28,67,730	Dr. 11,90,48,528
684—Loans for Urban Development	Dr. 69,89,675	6,00,832	41,00,000	Dr. 1,04,88,843
688—Loans for Social Security and Welfare	Dr. 11,67,70,855	6,75,912	1,55,900	Dr. 11,62,50,843
695—Loans for other Social and Community Services	Dr. 47,88,418	Dr. 47,88,418
698—Loans for Co-operation	Dr. 20,22,44,480	8,52,99,454	10,85,56,000 (b), (c)	Dr. 22,55,01,026
705—Loans for Agriculture	Dr. —1,13,66,559	3,42,56,756	4,00,00,000	Dr. —56,23,315

(a) Closed to Government Account.

(b) Includes Rs. 30,00,000 met out of advance from the Contingency Fund during 1981-82 and recouped to the Fund during 1982-83.

(c) Excludes Rs. 7,12,00,000 met out of advance from the Contingency Fund during 1982-83 but not recouped to the Fund till the close of the year.

Head of Account	Opening Balance	Receipts	Disbursements	Closing Balance
1	2	3	4	5
	Rs.	Rs.	Rs.	Rs.
PART—I—CONSOLIDATED FUND—				
706—Loans for Minor Irrigation, Soil Conservation and Area Development	Dr. 1,16,68,099	1,78,708	33,00,000	Dr. 1,47,89,391
709—Loans for Food	Dr. 5,00,00,000	Dr. 5,00,00,000
710—Loans for Animal Husbandry	Dr. 5,87,242	4,430	..	Dr. 5,82,812
711—Loans for Dairy Development	Dr. 2,19,094	..	6,68,000	Dr. 8,87,094
712—Loans for Fisheries	Dr. 19,70,822 (a)	Dr. 19,70,822
713—Loans for Forest	Dr. 2,59,569 (a)	48,736	57,200	Dr. 2,68,033
714—Loans for Community Development.	Dr. 48,02,888	3,85,455	1,00,000	Dr. 45,17,433
720—Loans for Industrial Research and Development	Dr. 17,55,35,411	2,35,04,794	1,80,00,000	Dr. 17,00,30,617
721—Loans for Village and Small Industries	Dr. 2,53,77,984	5,45,316	43,55,000	Dr. 2,91,87,668
726—Loans for Consumer Industries	Dr. 2,00,00,000	Dr. 2,00,00,000
734—Loans for Power Projects	Dr. 1,45,75,90,650	..	1,02,23,000	Dr. 1,46,78,13,650
738—Loans for Road and Water Transport Services	Dr. 4,58,72,552	28,75,000	1,09,00,000	Dr. 5,38,97,552
766—Loans to Government Servants, etc.	Dr. 8,43,00,798	4,00,82,974	4,63,09,330	Dr. 9,05,27,154
767—Miscellaneous Loans	Dr. 1,77,28,457	4,37,41,610	4,35,00,000	Dr. 1,74,86,847
Total—F—Loans and Advances	Dr. 2,36,32,56,833	23,80,29,601	30,61,29,496	Dr. 2,43,13,56,728
H—Transfer to Contingency Fund—				
769—Appropriation to Contingency Fund	90,00,00,000	..
Total—Part-I—Consolidated Fund	Cr. 9,47,04,65,743	13,56,64,13,702	14,99,52,48,636	Cr. 10,99,51,41,054

(a) Balance corrected by Rs. 1,35,000 due to pro forma correction of balance in statement No. 17 of the Finance Account for 1980-81. Also refer to foot note.

STATEMENT No. 16—Contd.

Head of Account	Opening Balance	Receipts	Disbursements	Closing Balance
1	2	3	4	5
	Rs.	Rs.	Rs.	Rs.
PART—II—CONTINGENCY FUND—				
800—Contingency Fund—				
Appropriation from the Contingency Fund	Cr. 20,00,00,000	90,00,00,000	..	Cr. 1,10,00,00,000
Police	5,65,000	Dr. 5,65,000
Public Works ..	Dr. 28,47,709	27,75,731	19,057	Dr. 91,035
Public Health ..	Dr. 1,75,00,012	1,75,00,012	1,80,03,720	Dr. 1,80,03,720
Housing ..	Dr. 15,00,242	15,07,242	..	Dr. —7,000 (a)
Social Security and Welfare	Dr. 1,26,11,000	1,26,11,000
Relief on account of Natural Calamities	Dr. 3,65,000	3,65,000	.	..
Minor Irrigation ..	Dr. 40,57,656	40,57,656
Soil and Water Conservation	1,77,51,000	Dr. 1,77,51,000
Forest	2,68,48,473	Dr. 2,68,48,473
Community Development	Dr. 45,18,736	14,96,277	1,92,18,104	Dr. 2,22,40,563
Roads and Bridges ..	Dr. 1,21,16,900	69,47,038	..	Dr. 51,69,872
Capital Outlay on Co-operation	Dr. 1,00,000	1,00,000	5,00,000	Dr. 5,00,000
Capital Outlay on Roads and Bridges	Dr. 1,05,29,208	1,00,74,008	..	Dr. 4,55,200
Loans for Co-operation	Dr. 30,00,000	30,00,000	7,12,00,000	Dr. 7,12,00,000
Total—800—Contingency Fund	Cr. 13,08,53,527	96,04,33,964	15,41,05,354	Cr. 93,71,82,137
Total—Part—II—Contingency Fund	Cr. 13,08,53,527	96,04,33,964	15,41,05,354	Cr. 93,71,82,137

(a) Minus figure is under correspondence with the Division.

STATEMENT No. 16—Contd

Head of Account	Opening Balance	Receipts	Disbursements	Closing Balance
1	2	3	4	5
	Rs.	Rs.	Rs.	Rs.
PART—III—PUBLIC ACCOUNT—				
1. SMALL SAVINGS, PROVIDENT FUNDS, ETC.				
(b) Provident Funds—				
805—State Provident Funds	Cr. 1,29,18,46,643	55,82,81,097	28,94,77,225	Cr. 1,56,06,50,515
Total—(b)—Provident Funds	Cr. 1,29,18,46,643	55,82,81,097	28,94,77,225	Cr. 1,56,06,50,515
(c) Other Accounts—				
811—Insurance and Pension Funds—				
State Government Insurance Fund	Cr. 478	1,00,000	..	Cr. 1,00,478
Total—(c)—Other Accounts	Cr. 478	1,00,000	..	Cr. 1,00,478
Total—Small Savings, Provident Funds, etc.	Cr. 1,29,18,47,121	55,83,81,097	28,94,77,225	Cr. 1,56,07,50,993
J—RESERVE FUNDS—				
(a) Reserve Fund bearing interest—				
815—Depreciation Renewal—				
Reserve Funds—				
Government Commercial Departments and Undertakings	Cr. 4,84,71,152	Cr. 4,84,71,152
Total—	Cr. 4,84,71,152	Cr. 4,84,71,152
821—General and Other Reserve Funds—				
General and Other funds of Government Commercial Departments/Undertakings	Cr. 11,643	Cr. 11,643
Total—	Cr. 11,643	Cr. 11,643
Total—(a)—Reserve Funds bearing interest	Cr. 4,84,82,795	Cr. 4,84,82,795

STATEMENT No. 16—contd.

Head of Account	Opening Balance	Receipts	Disbursements	Closing Balance
1	2	3	4	5
	Rs.	Rs.	Rs.	Rs.
(b) Reserve Funds not bearing interest—				
822—Sinking Funds—				
A—Appropriation for reduction or avoidance of debt—				
Sinking Funds	Cr. 10,21,81,614	56,70,809	4,21,92,833	Cr. 6,56,59,590
B—Sinking Fund investment Account—				
Sinking fund investment account.	Dr. 10,02,90,921	4,40,99,811	..	Dr. 5,61,91,110
Total—Sinking Funds				
Gross	Cr. 10,21,81,614	56,70,809	4,21,92,833	Cr. 6,56,59,590
Investment.	Dr. 10,02,90,921	4,40,99,811	..	Dr. 5,61,91,110
823—Famine Relief Fund—				
Famine Relief Fund—	Cr. 11,47,55,960	8,71,04,775	8,71,00,000	Cr. 11,47,60,735
Total	Cr. 11,47,55,960	8,71,04,775	8,71,00,000	Cr. 11,47,60,735
829—Development and Welfare Funds—				
Development funds for Education purposes.	Cr. 50,92,036	24,32,941	45,02,517	Cr. 30,22,460
Development funds for Agricultural purposes	Cr. 11,24,097	Cr. 11,24,097
Co-operative Development funds.	Cr. 2,00,000	Cr. 2,00,000
Total	64,16,133	24,32,941	45,02,517	Cr. 43,46,557
835—General and Other Reserve Funds—				
Zamindari Abolition Fund	Cr. 59,19,413	Cr. 59,19,413
Religious and Charitable Endowment Funds.	Cr. 42,600	51,826	..	Cr. 94,426
Other Funds	Cr. 80,78,104	3,00,000	..	Cr. 83,78,104
Total	Cr. 1,40,40,117	3,51,826	..	Cr. 1,43,91,943
Total—(b)—Reserve Funds not bearing interest				
Gross	Cr. 23,73,93,824	18,37,59,973	13,37,95,350	Cr. 19,91,58,425
Investment	Dr. 10,02,90,921	4,40,99,811	..	Dr. 5,61,91,110
Total—J—Reserve Funds				
Gross	Cr. 28,58,76,619	18,37,59,973	13,37,95,350	Cr. 24,76,41,620
Investment	Dr. 10,02,90,921	4,40,99,811	..	Dr. 5,61,91,110

STATEMENT No. 16—*contd.*

Head of Account		Opening Balance	Receipts	Disbursements		Closing Balance
1		2	3	4		5
		Rs.	Rs.	Rs.		Rs.
K—DEPOSITS AND ADVANCES—						
(b) Deposits not bearing interest—						
843—Civil Deposits						
Revenue Deposits	Cr.	2,11,91,056	5,90,86,073	4,81,82,443	Cr.	3,20,94,686
Security Deposits	Cr.	57,86,096	13,10,27,444	26,17,391	Cr.	13,41,96,149
Civil Courts Deposits	Cr.	69,07,268	1,17,76,077	99,13,656	Cr.	87,69,689
Criminal Courts Deposits	Cr.	44,81,515	6,56,326	6,20,579	Cr.	45,17,262
Personal Deposits	Cr.	19,34,792	1,04,82,661	60,25,197	Cr.	63,92,256
Trust Interest Funds	Cr.	3,28,894	3,26,394	3,25,590	Cr.	3,29,698
Public Works Deposits	Cr.	42,28,70,509	32,98,25,294	26,08,73,032	Cr.	49,18,22,771
Forest Deposits	Cr.	1,16,14,000	—4,89,838	85,53,842	Cr.	25,70,320
Deposits of Police Funds	Cr.	1,97,236	Cr.	1,97,236
Deposits for purchases, etc., in India	Cr.	2,500	Cr.	2,500
Deposits under various Central and State Acts	Cr.	9,74,550	3,60,840	32,800	Cr.	13,02,590
Deposits for work done for public bodies or private individuals	Cr.	28,86,357	Cr.	28,86,357
Deposits of fees received by Government Servants for work done for private bodies	Cs.	5,30,393	Cr.	5,30,393
Deposits in connection with elections	Cr.	33,481	Cr.	33,481
Deposits for educational institutions	Cr.	1,25,88,246	90,36,724	76,59,082	Cr.	1,39,65,888
Unclaimed deposits in the General Provident Fund	Cr.	27,835	19,930	..	Cr.	47,765
Unclaimed deposits in the other Provident Funds	Cr.	26,196	—3,113	..	Cr.	23,083
Other deposits	Dr.	2,62,86,344	1,29,76,564	90,94,502	Dr.	2,24,04,282
Total	Cr.	46,60,94,580	56,50,81,376	35,38,98,114	Cr.	67,72,77,842

(a) Minus balance is under examination

STATEMENT No. 16—contd.

Head of Account		Opening Balance	Receipts	Disbursements	Closing Balance
1		2	3	4	5
		Rs.	Rs.	Rs.	Rs.
847—Deposits of Local Funds—					
District Funds	Cr.	—81,570	81,570
Municipal Funds	Cr.	3,83,12,870	19,26,28,115	18,81,07,067	Cr. 4,28,33,918
Insurance Association of India Funds	Cr.	46,74,232	1,17,78,516	1,32,87,036	Cr. 31,65,712
State Electricity Board's Working Funds	Cr.	3,88,15,054	..	14,690	Cr. 3,88,00,364
Panchayat B o d i e s Funds	Cr.	27,15,37,482	77,56,02,020	72,71,69,016	Cr. 31,99,70,486
Education Funds	Cr.	3,97,066	28,81,424	28,56,008	Cr. 4,22,482
Medical and Charitable Funds	Cr.	9,50,783	2,01,394	3,34,624	Cr. 8,17,553
Port and Marine Funds	Cr.	15,933	Cr. 15,933
Other Funds	Cr.	25,28,647	13,76,726	27,16,994	Cr. 11,88,379
Total	Cr.	<u>35,71,50,497</u>	<u>98,45,49,765</u>	<u>93,44,85,435</u>	Cr. <u>40,72,14,827</u>
848—Other Deposits—					
Subventio n s from Central Road Fund	Cr.	34,19,583	45,00,000	50,85,000	Cr. 28,34,583
Deposits of Market Loans	Cr.	1,000	25,36,15,000	25,35,54,000	Cr. 62,000
Miscellaneous Deposits	Cr.	72,96,037	Cr. 72,96,037
Total	Cr.	<u>1,07,16,620</u>	<u>25,81,15,000</u>	<u>25,86,39,000</u>	Cr. <u>1,01,92,620</u>
Total—(b)—Deposits not bearing interest	Cr.	<u>83,39,61,697</u>	<u>1,80,77,46,141</u>	<u>1,54,70,22,549</u>	Cr. <u>1,09,46,85,289</u>
(c) Advances—					
850—Civil Advances—					
Forest Advances	Dr.	48,459	13,16,26,737	13,19,85,281	Dr. 4,07,003
Revenue Advances	Dr.	1,18,463	..	20,000	Dr. 1,38,463
Other Departmental advances	Dr.	37,94,141	Dr. 37,94,141
Other Advances	Dr.	4,42,53,788	5,192	85,117	Dr. 4,43,33,713
Total	Dr.	<u>4,82,14,851</u>	<u>13,16,31,929</u>	<u>13,20,90,398</u>	Dr. <u>4,86,73,320</u>
Total—(c)—Advances	Dr.	<u>4,82,14,851</u>	<u>13,16,31,929</u>	<u>13,20,90,398</u>	Dr. <u>4,86,73,320</u>
Total—K—Deposits and Advances	Cr.	<u>78,57,46,846</u>	<u>1,93,93,78,070</u>	<u>1,67,91,12,947</u>	Cr. <u>1,04,60,11,969</u>

STATEMENT No. 16—Contd.

Head of Account	Opening Balance	Receipts	Disbursements	Closing Balance
1	2	3	4	5
	Rs.	Rs.	Rs.	Rs.
L—SUSPENSE AND MISCELLANEOUS—				
(b) Suspense				
858—Suspense Account—				
Departmental Adjusting Account	Cr. —2,96,69,876	27,09,172	1,50,78,955	Dr. 4,20,39,659
Cash Settlement Suspense	Dr. 4,16,72,643 (a)	1,39,855	78,043	Dr. 4,16,10,831 ✓
Pay and Account Offices Suspense	Dr. 5,05,12,438	78,89,400	—7,62,168	Dr. 4,18,60,870
Reserve Bank Suspense—				
Headquarters	Dr. 13,27,360	61,164	—39,325	Dr. 12,26,871
Central Accounts Office	Dr. 1,33,59,999	19,54,94,108	17,46,84,728	Cr. 74,49,381
Provident Fund Suspense	Dr. 16,52,158	1,20,885	1,80,151	Dr. 17,11,424
Telecommunication Accounts Office Suspense	Dr. 3,775	Dr. 3,775
Suspense Account (Civil)	Dr. 1,71,38,584 (b)	44,67,199	3,65,20,389	Dr. 4,91,91,774
Payment on behalf of Central Claims Organisation—				
Pension and Provident Funds	Dr. 1,353	Dr. 1,353
Transaction on behalf of the Reserve Bank	Dr. 34,867	6,629	26,387	Dr. 54,625
Additional Dearness Allowance Deposit Suspense Account	Dr. —11,26,642	74,654	5,52,294	Dr. —6,49,002
Additional Dearness Allowance				
Deposit Suspense Account (New)	Dr. 4,03,945	—1,01,856	3,22,954	Dr. 8,28,755
Tax deducted at source (TDC) Suspense	Cr. 1,99,67,711	47,51,029	—922	Cr. 2,47,19,662
All India Service Officers Group Insurance Scheme	—	1,56,889	3,40,344	Dr. 1,83,455
Total	Dr. <u>13,46,82,645</u>	<u>21,57,69,128</u>	<u>22,69,81,830</u>	Dr. <u>14,58,95,347</u>
Total—(b)—Suspense	Dr. <u>13,46,82,645</u>	<u>21,57,69,128</u>	<u>22,69,81,830</u>	Dr. <u>14,58,95,347</u>

(a) Increased pro forma by Rs. 23,03,507 due to transfer from Suspense Account (Civil).

(b) Decreased pro forma by Rs. 23,03,507 due to transfer to Cash Settlement Suspense.

STATEMENT No. 16—Contd.

Head of Account 1	Opening Balance 2	Receipts 3	Disbursements 4	Closing Balance 5
	Rs.	Rs.	Rs.	Rs.
C—Other Accounts—				
871—Departmental Balances—				
Civil	Dr. 1,18,29,432	11,31,07,375	11,58,68,834	Dr. 1,45,90,891
Total	Dr. 1,18,29,432	11,31,07,375	11,58,68,834	Dr. 1,45,90,891
872—Permanent Cash Imprest				
Civil	Dr. 6,97,971	53,870	2,65,215	Dr. 9,09,316
Total	Dr. 6,97,971	53,870	2,65,215	Dr. 9,09,316
873—Cash Balance Investment Account—				
Cash Balance Investment Account	Dr. 5,63,98,880	1,77,20,36,892	1,99,49,74,564	Dr. 27,93,36,552
Total	Dr. 5,63,98,880	1,77,20,36,892	1,99,49,74,564	Dr. 27,93,36,552
874—Security Deposits made by Government—				
Security deposits made by Government	Dr. 2,00,000	Dr. 2,00,000
Total	Dr. 2,00,000	Dr. 2,00,000
Total—(c)—Other Accounts	Dr. 6,91,26,283	1,88,51,98,137	2,11,11,08,613	Dr. 29,50,36,759
(d)—Accounts with Governments of Foreign Countries—				
879—Accounts with Governments of other Countries—				
Burma	Dr. 4,164	2,702	4,097	Dr. 5,559
Pakistan	Dr. 11,309	Dr. 11,309
Total	Dr. 15,473	2,702	4,097	Dr. 16,868
Total—(d)—Accounts with Governments of Foreign Countries	Dr. 15,473	2,702	4,097	Dr. 16,868
Total—Suspense	Dr. 20,38,24,401	2,10,09,69,967	2,33,80,94,540	Dr. 44,09,48,974

STATEMENT No. 16—Contd.

Head of Account	Opening Balance	Receipts	Disbursements	Closing Balance
1	2	3	4	5
	Rs.	Rs.	Rs.	Rs.
<i>(c)</i> —Miscellaneous				
880—Miscellaneous Government Account— <i>(a)</i>				
Ledger balance Adjustment Account	..	4,21,92,834	..	<i>(a)</i>
Total	..	4,21,92,834	..	<i>(a)</i>
Total— <i>(c)</i> —Miscellaneous	..	4,21,92,834	..	<i>(a)</i>
Total—Suspense and Miscellaneous	Dr. 20,38,24,401	2,10,09,69,967	2,33,80,94,540	Dr. 44,09,48,974 <i>(b)</i>
Total—Reserve funds, Deposits, Advances, Suspense and Miscellaneous	Cr. 76,75,08,143	4,18,00,08,199	4,15,10,02,837	Cr. 79,65,13,505 <i>(b)</i>

M—REMITTANCES—

(a)—Money Orders, Remittances and Adjustments between Offices rendering accounts to the same Accountant-General, etc., and other remittances—

882—Cash Remittances and Adjustments between Offices rendering Accounts to the same Accountant General/Accounts Officers—

Cash remittances between Treasuries and Currency Chests	Cr. 68,60,487	14,85,71,619	15,17,81,000	Cr. 36,51,106
Public Works Remittances	Dr. 41,13,69,691	3,62,10,94,860	3,84,52,09,188	Dr. 63,54,84,019
Forest Remittances	Cr. 1,28,95,880	67,56,05,545	66,80,24,944	Cr. 2,04,76,481
Reserve Bank of India Remittances	Dr. 18,32,197	54,571	12,33,269	Dr. 30,10,895
Total	Dr. 39,34,45,521	4,44,53,26,595	4,66,62,48,401	Dr. 61,43,67,327
Total— <i>(a)</i> —Money Orders, etc.	Dr. 39,34,45,521	4,44,53,26,595	4,66,62,48,401	Dr. 61,43,67,327

(a) Closed to Government Account

(b) Differs by Rs. 4,21,92,834 vide foot note *(a)* above

STATEMENT No.16—Concl'd.

Head of Account		Opening Balance	Receipts	Disbursements	Closing Balance
1		2	3	4	5
		Rs.	Rs.	Rs.	Rs.
(b) —Inter—Government Adjustment Accounts—					
886—Adjusting Account with Central and State Governments.	Dr.	2,69,264	9,44,817	—8,52,212	Cr. 15,27,765
887—Adjusting Account with Railways.	Dr.	2	Dr. 2
888—Adjusting Account with Post and Telegraphs	Cr.	1	Cr. 1
889—Adjusting Account with Defence	Dr.	1	Dr. 1
893—Inter-State Account	Suspense Dr.	33,24,284	52,496	11,67,376	Dr. 44,39,164
Total—(b)—Inter-Government Adjusting Accounts	Dr.	35,93,550	9,97,313	3,15,164	Dr. 29,11,401
Total—M—Remittances	Dr.	39,70,39,071	4,44,63,23,908	4,66,65,63,565	Dr. 61,72,78,728
Total—Part-III—Public Account	Cr.	1,66,23,16,193	9,22,69,06,038	9,10,70,43,627	Cr. 1,73,99,85,770
Total—Receipts—Disbursements under Part-I, II and III.		11,26,36,35,463	23,75,37,53,704	24,25,63,97,617	13,67,23 08,961

N—CASH BALANCE—

899—Cash Balance—

	Opening Balance	Closing Balance
	Rs.	Rs.
Cash in Treasuries	75,12,226	97,88,655
Deposit with Reserve Bank	—25,19,88,776	—75,66,59,118 (a)
Remittance in Transit	2,00,000	—50,000
Total—	—24,42,76,550	—74,69,20,463
Total—N—Cash Balance	—24,42,76,550	—74,69,20,463
Grand Total	23,50,94,77,154	23,50,94,77,154

(a) There was a difference of Rs. 1,75.46 lakhs between the figure referred in the accounts (—Rs. 75.66.59 lakhs) and that intimated by the Reserve Bank of India (Rs. 73.91.13 lakhs) relating to "Deposits with Reserve Bank" included in Cash balance. After reconciliation and adjustment the difference to the extent of Rs. 12.40 lakhs (December 1983) now remains to be reconciled.

STATEMENT No.17—DETAILED STATEMENT OF DEBT AND OTHER INTEREST BEARING OBLIGATIONS OF GOVERNMENT

Description of debt	Balance on the 1st April, 1982	Additions during the year	Discharges during the year	Balance on the 31st March, 1983
1	2	3	4	5
	Rs.	Rs.	Rs.	Rs.
SECTION—E—PUBLIC DEBT (A)				
603—Internal Debt of the State Government—				
(i) Market Loans bearing interest	1,53,59,69,800	29,69,91,900	5,29,34,200	1,76,62,06,600 (a)
(ii) Market Loans not bearing interest	4,78,72,473	..	32,60,000	5,84,33,373 (b)
(iii) Loans from the Life Insurance Corporation of India	23,86,17,524	2,09,00,000	1,02,49,560	24,92,67,964
(iv) Loans from the National Agricultural Credit Fund of the Reserve Bank of India	10,35,27,450	68,25,500	1,17,09,223	9,86,43,727
(v) Loans from the State Bank of India and other banks	22,00,00,000	3,00,00,000	5,00,00,000	20,00,00,000
(vi) Loans from other Institutions	18,12,86,153	6,92,02,800	1,70,38,257	23,34,50,696
(vii) Ways and Means advances from the Reserve Bank of India	..	3,08,34,71,000	3,08,34,71,000	..
Total—603—Internal debt of the State Government	2,32,72,73,400	3,50,73,91,200	3,22,86,62,240	2,60,60,02,360
604—Loans and Advances from the Central Government—				
A—Non-Plan Loans				
(i) Loans to cover gap in resources	..	24,43,00,000	..	24,43,00,000
(ii) Share of Small savings collections	42,69,00,000	20,92,00,000	..	63,61,00,000
(iii) Education, Art and Culture	44,00,000	13,25,000	..	57,25,000
(iv) Agriculture	2,00,00,000	13,00,00,000	10,00,00,000	5,00,00,000
(v) House Building Advances—				
House Building Advances to Officers of All India Services	25,26,241	5,74,150	2,68,827	28,31,564
(vi) Police	40,38,560	23,48,000	1,64,360	62,22,200
(vii) Consumer Industries	2,00,00,000	..	40,00,000	1,60,00,000
Total—A—Non-Plan Loans	47,78,64,801	58,77,47,150	10,44,33,187	96,11,78,764

(a) The closing balance decreased by Rs. 1,38,20,900.00 vide foot note (a) in Statement No. 17-A

(b) Vide foot note in Statement No. 17-A

STATEMENT No. 17—Contd.

Description of debt	Balance on the 1st April 1982	Additions during the year	Discharges during the year	Balance on the 31st March 1983
1	2	3	4	5
	Rs.	Rs.	Rs.	Rs.
604—Loans and Advances from the Central Government— Contd.				
<i>B—Loans for State/Union Territory Plan Schemes--</i>				
(i) Block Loans ..	2,61,24,39,951	97,41,13,200	19,15,09,245	3,39,50,43,906
(ii) Loans as advance Plan assistance for relief on account of Natural Calamities	13,43,67,334	14,05,27,000	49,28,000	26,99,66,334
Total—B—Loans for State/ Union Territory Plan Schemes	2,74,68,07,285	1,11,46,40,200	19,64,37,245	3,66,50,10,240
<i>C—Loans for Central Plan Schemes</i>				
(i) Social Security and Wel- fare	6,57,900	7,99,050	..	14,56,950
(ii) Co-operation ..	1,24,13,500	45,00,000	..	1,69,13,500
(iii) Area Development ..	13,20,834	13,20,834
(iv) Irrigation, Navigat ion, Drainage and Flood Control Projects	10,61,08,000	3,85,00,000	54,84,000	13,91,24,000
(v) Minor Irrigation, Soil Conservation and Area Development	1,52,03,333	2,43,40,000	1,36,429	3,94,06,904
Total—C—Loans for Central Plan Schemes	13,57,03,567	6,81,39,050	56,20,429	19,82,22,188
<i>D—Loans for Centrally Spon- sored Plan Schemes</i>				
(i) Urban Development	1,77,20,000	56,00,000	1,06,00,000	1,27,20,000
(ii) Co-operation	1,37,14,750	43,75,000	3,50,000	1,77,39,750
(iii) Minor Irrigation, Soil Conservation and Area Development	74,93,650	53,54,800	4,90,290	1,23,58,160
(iv) Village and Small Industries	1,80,52,168	63,50,000	16,61,933	2,27,40,235
(v) Ports, Lighthouses and Shipping	30,00,000	30,00,000
(vi) Roads and Bridges ..	1,07,19,845	23,93,000	4,47,380	1,26,65,465
(vii) Power Projects ..	9,60,000	1,02,23,000	40,000	1,11,43,000
(viii) Irrigation, Navigat ion, Drainage and Flood Control Projects	18,00,000	18,00,000
Total—D—Loans for Central Sponsored Plan Schemes	7,34,60,413	3,42,95,800	1,35,89,603	9,41,66,610

STATEMENT No. 17—Concl'd.

Description of debt	Balance on the 1st April 1982	Additions during the year	Discharges during the year	Balance on the 31st March 1983
1	2	3	4	5
	Rs.	Rs.	Rs.	Rs.
604—Loans and Advances from the Central Government— Concl'd.				
<i>F—Pre-1979-80 Loans</i>				61,37,45,000
(i) Share of small savings collections	61,37,45,000	
(ii) Rehabilitation of displaced persons, repatriates	1,68,68,559	..	6,13,490	1,62,55,069
(iii) National Loan Scholarship Scheme	2,37,88,754	2,37,88,754
(iv) Rehabilitation of golds- miths	18,32,535	18,32,535
(v) Consolidated Loans to Orissa for Hirakud Pro- jects	82,41,64,262	82,41,64,262
(vi) Consolidated Loans for productive and semi-pro- ductive purposes	4,59,22,14,000	..	17,00,82,000	4,42,21,32,000
Total—F—Pre-1979-80 Loans	6,07,26,13,110	..	17,06,95,490	5,90,19,17,620
Total—604—Loans and Ad- vances from the Central Government	9,50,64,49,176	1,80,48,22,200	49,07,75,954	10,82,04,95,422
Total—Public Debt	.. 11,83,37,22,576	5,31,22,13,400	3,71,94,38,194	13,42,64,97,782
I—SMALL SAVINGS, PRO- VIDENT FUNDS ETC—				
<i>(b) Provident Funds—</i>				
805—State Provident Funds—				
A—Civil				
(i) General Provident Fund ..	1,26,40,07,369	54,77,59,594	28,47,48,296	1,52,70,18,667
(ii) Contributory Provident Fund	1,25,63,305	60,71,125	14,47,160	1,71,87,270
(iii) All India Services Provi- dent Fund	1,52,75,969	44,50,378	32,81,769	1,64,44,578
Total—805—State Provident Funds	1,29,18,46,643	55,82,81,097	28,94,77,225	1,56,06,50,515
Total—(b)—Provident Funds ..	1,29,18,46,643	55,82,81,097	28,94,77,225	1,56,06,50,515
<i>(C)—Other Accounts—</i>				
811—Insurance and Pension Funds	478	1,00,000	..	1,00,478
Total—811—Insurance and Pension Funds	478	1,00,000	..	1,00,478
Total—(c)—Other Accounts ..	478	1,00,000	..	1,00,478
Total—I—Small Savings, Pro- vident Funds etc.	1,29,18,47,121	55,83,81,097	28,94,77,225	1,56,07,50,993
Total—Debt and other interest bearing obligations	13,12,55,69,697	5,87,05,94,497	4,00,89,15,419	14,98,72,48,775

STATEMENT No. 17-A—SUBSIDIARY STATEMENT OF LOANS IN SUPPORT
OF STATEMENT No. 17

Particulars of Loans	When raised	Opening balance as on 1st April 1982	Additions during the year	Discharges during the year	Closing balance as on 31st March 1983
1	2	3	4	5	6
		Rs.	Rs.	Rs.	Rs.
SECTION—E—PUBLIC DEBT					
603—Internal debt of the State Government					
<i>(a) Market Loans bearing interest—</i>					
(i) 5½ per cent Orissa Government Loan 1980.	1968-69
(ii) 5½ per cent Orissa Government Loan 1981.	1969-70
(iii) 5½ per cent Orissa Government Loan 1982.	1970-71	6,67,55,100	..	5,29,34,200	(a)
(iv) 5½ per cent Orissa Government Loan 1983.	1971-72	7,76,29,100	7,76,29,100
(v) 5½ per cent Orissa Government Loan 1984.	1972-73	9,35,78,100	9,35,78,100
(vi) 5½ per cent Orissa Government Loan 1985.	1973-74	6,64,85,400	6,64,85,400
(vii) 6 per cent Orissa Government Loan 1984.	1974-75	14,32,59,100	14,32,59,100
(viii) 6 per cent Orissa Government Loan 1985.	1975-76	14,72,05,000	14,72,05,000
(ix) 6 per cent Orissa Government Loan 1986.	1976-77	16,32,31,100	16,32,31,100
(x) 6 per cent Orissa Government Loan 1987.	1977-78	15,13,69,400	15,13,69,400
(xi) 6¼ per cent Orissa Government Loan 1988.	1978-79	12,96,18,800	12,96,18,800
(xii) 6½ per cent Orissa Government Loan 1989.	1979-80	11,00,01,400	11,00,01,400
(xiii) 6¾ per cent Orissa Government Loan 1992.	1980-81	12,55,06,700	4,000	..	12,55,10,700
(xiv) 7 per cent Orissa Government Loan 1993.	1981-82	26,13,30,600	26,13,30,600
(xv) 7½ per cent Orissa Government Loan 1997.	1982-83	..	29,69,87,900	..	29,69,87,900
Total—(a)—Market Loans bearing Interest—		1,53,59,69,800	29,69,91,900	5,29,34,200	1,76,62,06,600 (b)

(a) The Loan was notified for discharge on 15th July 1982 and became non-interest bearing on that date. The closing balance of Rs. 1,38,20,900 has been transferred *pro forma* to "Loans not bearing interest."

(b) Decreased by Rs. 1,38,20,900 vide footnote at (a).

STATEMENT No. 17-A—Contd.

Particulars of loan	When raised	Opening balance as on 1st April 1982	Additions during the year	Discharges during the year	Closing balance as on 31st March 1983
1	2	3	4	5	6
		Rs.	Rs.	Rs.	Rs.
<i>(b) Market Loans not bearing interest</i>					
(i) 4 per cent Orissa Government Loan 1968	1956-57	6,53,637	..	9,900	6,43,737
(ii) 4 per cent Orissa Government Loan 1969	1960-61	7,81,310	..	17,600	7,63,710
(iii) 4½ per cent Orissa Government Loan 1970	1958-59	13,76,012	..	3,300	13,72,712
(iv) 4 per cent Orissa Government Loan 1971	1959-60	6,16,500	..	300	6,16,200
(v) 4 1/4 per cent Orissa Government Loan 1972	1961-62	17,25,900	..	2,800	17,23,100
(vi) 4½ per cent Orissa Government Loan 1974	1962-63	29,12,100	..	1,42,100	27,70,000
(vii) 4½ per cent Orissa Government Loan 1976	1964-65	27,19,700	..	21,300	26,98,400
(viii) 5½ per cent Orissa Government Loan 1977	1965-66	66,89,800	..	6,13,000	60,76,800
(ix) 5½ per cent Orissa Government Loan 1978	1966-67	46,44,100	..	5,58,700	40,85,400
(x) 5½ per cent Orissa Government Loan 1979	1967-68	44,85,900	..	1,01,000	43,84,900
(xi) 5½ per cent Orissa Government Loan 1980	1968-69	64,46,814	..	1,32,000	63,14,814
(xii) 5½ per cent Orissa Government Loan 1981	1969-70	1,48,20,700	..	16,58,000	1,31,62,700
(xiii) 5½ per cent Orissa Government Loan 1982	1970-71	1,38,20,900
Total—(b)—Market Loans not bearing interest	..	4,78,72,473	..	32,60,000	5,84,33,373 (a)
(c) Loans from the Life Insurance Corporation of India	..	23,86,17,524	2,09,00,000	1,02,49,560	24,92,67,964
(d) Loans from the National Agricultural Credit Fund of the Reserve Bank of India	..	10,35,27,450	68,25,500	1,17,09,223	9,86,43,727
(e) Loans from the State Bank of India and other Banks—Cash credit advances from the State Bank of India	..	22,00,00,000	3,00,00,000	5,00,00,000	20,00,00,000

(a) Increased by Rs. 1,38,20,900 vide foot note (a) at pre page.

STATEMENT No. 17-A—contd.

Particulars of Loan	When raised	Opening balance as on 1st April 1982	Additions during the year	Discharges during the year	Closing balance as on 31st March 1983
1	2	3	4	5	6
		Rs.	Rs.	Rs.	Rs.
<i>(f) Loans from other Institutions</i>					
(i) Loans from the National Co-operative Development Corporation	..	14,28,83,653	5,72,62,800	1,48,50,357	18,52,96,096
(ii) Loans from the Khadi and Village Industries Commission	..	12,00,000	..	—	12,00,000
(iii) Loans from the Rural Electrification Corporation of India	..	35,00,000	..	—	35,00,000
(iv) Loans from the General Insurance Corporation of India	..	1,76,00,000	1,19,40,000	7,52,000	2,87,88,000
(v) Loans from the Indian Rare Earth Limited	..	1,61,02,500	..	14,35,900	1,46,66,600
Total—(f)—Loans from other Institutions	..	18,12,86,153	6,92,02,800	1,70,38,257	23,34,50,696
(g) Ways and Means advances from the Reserve Bank of India	3,08,34,71,000	3,08,34,71,000	..
Total—603—Internal debt of the State Government	..	2,32,72,73,400	3,50,73,91,200	3,22,86,62,240	2,60,60,02,360
604—Loans and Advances from the Central Government—					
<i>A—Non-Plan Loans</i>					
(i) Loans to cover gap in resources	24,43,00,000	..	24,43,00,000
(ii) Share of Small Savings collections	..	42,69,00,000	20,92,00,000	..	63,61,00,000
(iii) Education, Art and Culture—					
National Loan Scholarship Scheme	..	44,00,000	13,25,000	..	57,25,000

STATEMENT No. 17-A—contd.

Particulars of Loan	When raised	Opening balance as on 1st April 1982	Additions during the year	Discharges during the year	Closing balance as on 31st March 1983
1	2	3	4	5	6
		Rs.	Rs.	Rs.	Rs.
<i>(iv) Agriculture—</i>					
Manures and fertilisers— Short term loan for Agricultural Purposes	..	2,00,00,000	13,00,00,000	10,00,00,000	5,00,00,000
<i>(v) House Building Advances—</i>					
House Building Advances to Officers of All-India Services	..	25,26,241	5,74,150	2,68,827	28,31,564
<i>(vi) Modernisation of Police Force</i>	..	40,38,560	23,48,000	1,64,360	62,22,200
<i>(vii) Consumer Industries</i>	..	2,00,00,000	..	40,00,000	1,60,00,000
Total—A—Non-Plan Loan	..	47,78,64,801	58,77,47,150	10,44,33,187	96,11,78,764
<i>B—Loans for the State/ Union Territory Plan Schemes—</i>					
<i>Block Loans—</i>					
Block Loans for State Plan Scheme	..	2,61,24,39,951	97,41,13,200	19,15,09,245	3,39,50,43,906
Loans as advance plan assistance for relief on account of natural calamities	..	13,43,67,334	14,05,27,000	49,28,000	26,99,66,334
Total—B—Loans for State/Union Territory Plan Schemes	..	2,74,68,07,285	1,11,46,40,200	19,64,37,245	3,66,50,10,240
<i>C—Loans for Central Plan Schemes—</i>					
<i>(i) Social Security and Welfare—</i>					
Repatriates from Burma	..	6,57,900	7,99,050	..	14,56,950
<i>(ii) Co-operation—</i>					
Credit Co-operatives	..	1,20,38,500	45,00,000	..	1,65,38,500
Consumers Co-operatives	..	3,75,000	3,75,000

STATEMENT No. 17-A—contd.

Particulars of Loan	When raised	Opening balance as on 1st April 1982	Additions during the year	Discharges during the year	Closing balance as on 31st March 1983
1	2	3	4	5	6
		Rs.	Rs.	Rs.	Rs.
(iii) Minor Irrigation, Soil Conservation and Area Development— Area Development— Command Area Development Programme	..	1,65,24,167	2,43,40,000	1,36,429	4,07,27,738
(iv) Irrigation, Navigation, Drainage, Flood Control Projects— Flood Control on Rengali Dam Project	..	10,53,40,000	3,85,00,000	54,84,000	13,83,56,000
(v) Flood Control on Karandia	..	7,68,000	7,68,000
Total—C—Loans for Central Plan Schemes	..	13,57,03,567	6,81,39,050	56,20,429	19,82,22,188
<i>D—Loans for Centrally Sponsored Plan Schemes—</i>					
(i) Urban Development	..	1,77,20,000	56,00,000	1,06,00,000	1,27,20,000
(ii) Co-operation— Credit Co-operatives	..	95,25,000	43,75,000	3,50,000	1,35,50,000
Consumer Co-operatives	..	41,89,750	41,89,750
(iii) Minor Irrigation, Soil Conservation and Area Development— Soil and Water Conservation— Soil Conservation Schemes	..	74,93,650	53,54,800	4,90,290	1,23,58,160
(iv) Village and Small Industries— Small Scale Industries	..	27,52,418	19,50,000	2,04,917	44,97,501
Handloom Industries	..	1,34,13,050	44,00,000	12,35,350	1,65,77,700
Other Village Industries	..	18,86,700	..	2,21,666	16,65,034
Machinery and Equipment— Purchase of Road Building machinery	..	56,57,925	14,72,000	2,32,300	68,97,625
Other loans— Roads of inter-state importance	..	50,61,920	9,21,000	2,15,080	57,67,840
Ports, Lighthouses and Shipping	..	30,00,000	30,00,000

STATEMENT No. 17-A—Concl'd.

Particulars of Loan	When raised	Opening balance as on 1st April 1982	Additions during the year	Discharges during the year	Closing balance as on 31st March 1983
1	2	3	4	5	6
		Rs.	Rs.	Rs.	Rs.
Power Projects—					
Transmission and distribution	—	9,60,000	1,02,23,000	40,000	1,11,43,000
Irrigation, Navigation, Drainage and Flood Control Projects—					
Flood control and anti-sea erosion schemes	—	18,00,000	18,00,000
Total—D—Loans for Centrally Sponsored Plan Schemes	..	<u>7,34,60,413</u>	<u>3,42,95,800</u>	<u>1,35,89,603</u>	<u>9,41,66,610</u>
F—Pre 1979-80 Loans—					
(i) Small Savings Loans	—	61,37,45,000	61,37,45,000
(ii) Rehabilitation of displaced persons, repatriates etc.—					
Loans advanced upto 1973-74	..	1,58,19,819	..	6,13,490	1,52,06,329
Loans advanced during 1974-75 to 1978-79	..	10,48,740	—	..	10,48,740
(iii) National Loan Scholarship Scheme—					
Loans advanced up to 1973-74	—	84,88,754	—	..	84,88,754
Loans advanced during 1974-75 to 1978-79	..	1,53,00,000	1,53,00,000
(iv) Rehabilitation of Goldsmiths	..	18,32,535	18,32,535
(v) Consolidated Loans to Orissa for Hirakud Projects—Stage I	..	82,41,64,262	82,41,64,262
(vi) Consolidated loans for productive and semi-productive purposes	..	4,59,22,14,000	..	17,00,82,000	4,42,21,32,000
Total—F—Pre 1979-80 loans	..	<u>6,07,26,13,110</u>	..	<u>17,06,95,490</u>	<u>5,90,19,17,620</u>
Total—604—Loans and Advances from the Central Government	..	<u>9,50,64,49,176</u>	<u>1,80,48,22,200</u>	<u>49,07,75,954</u>	<u>10,82,04,95,422</u>
Total—E—Public Debt	..	<u>11,83,37,22,576</u>	<u>5,31,22,13,400</u>	<u>3,71,94,38,194</u>	<u>13,42,64,97,782</u>

STATEMENT No. 18—DETAILED STATEMENT OF LOANS AND ADVANCES MADE BY GOVERNMENT

Head of Account	Balance on the 1st April 1982	Amount Advanced during 1982-83	Total	Amount repaid during 1982-83	Balance on the 31st March 1983	Interest received and credited to revenue
1	2	3	4	5	6	7
	Rs.	Rs.	Rs.	Rs.	Rs.	Rs.
F—LOANS AND ADVANCES						
Social and Community Services—						
677—Loans for Education, Art and Culture—						
Other Educational Loans—						
Loans to Educational Institutions	5,71,140	17,12,336	22,83,476	..	22,83,476	..
Advances under National Loan Scholarship Scheme.	2,42,62,865	..	2,42,62,865	2,35,454	2,40,27,411	..
Advances to Loan Stipendiaries from Orissa Loan Stipend Fund.	2,89,39,529	..	2,89,39,529	..	2,89,39,529	..
Deduct—Amount met from Orissa Loan Stipend Fund.	—2,89,39,429	..	—2,89,39,429	..	—2,89,39,429	..
Total—677—Loans for Education, Art and Culture.	2,48,34,105	17,12,336	2,65,46,441	2,35,454	2,63,10,987	..
682—Loans for Public Health, Sanitation and Water-Supply—						
Sewerage Scheme						
	87,69,423	5,80,000	93,49,423	11,74,098	81,75,325	45,574
Urban Water-Supply Programmes.						
	37,12,000	2,03,000	39,15,000	..	39,15,000	..
Tribal Areas Sub-Plan						
	..	5,42,000	5,42,000	..	5,42,000	..
Total—682—Loans for Public Health, Sanitation and Water-Supply.	1,24,81,423	13,25,000	1,38,06,423	11,74,098	1,26,32,325	45,574
683—Loans for Housing—						
Loans for Housing Boards, Corporations, etc.—						
Loans to Orissa State Housing Board out of Life Insurance Corporation Fund for Low Income Group Housing Scheme.	29,99,314	..	29,99,314	..	29,99,314	2,39,480
Loans to Orissa State Housing Board for Low Income Group Housing Scheme.	71,69,216	..	71,69,216	1,22,000	70,47,216	..
Loans to Orissa State Housing Board for Village Housing Project.	76,25,000	..	76,25,000	..	76,25,000	3,600

STATEMENT No. 18—*contd.*

Head of Account	Balance on the 1st April 1982	Amount Advanced during 1982-83	Total	Amount repaid during 1982-83	Balance on the 31st March 1983	Interest received and credited to revenue
1	2 Rs.	3 Rs.	4 Rs.	5 Rs.	6 Rs.	7 Rs.
683—Loans for Housing— <i>concl'd.</i>						
Loans to Orissa State Housing Board for Middle Income Group Housing Scheme.	75,00,000	..	75,00,000	..	75,00,000	2,94,189
Loans to Orissa State Housing Board for acquisition and Development of Land.	1,34,00,000	..	1,34,00,000	..	1,34,00,000	1,77,780
Total—(i)—Loans to Housing Boards, Corporations, etc.	3,86,93,530	..	3,86,93,530	1,22,000	3,85,71,530	7,15,049
(ii) Loans to Landless labourers for construction of fire-proof houses.	1,13,91,550	..	1,13,91,550	..	1,13,91,550	..
(iii) Loans for Village Housing Project Schemes.	1,87,83,866	6,87,650	1,94,71,516	9,11,732	1,85,59,784	16,42,362
(iv) Loans under Low Income Group Housing Scheme.	1,09,44,889	56,72,600	1,66,17,489	18,67,147	1,47,50,342	5,36,818
(v) Loans under Middle Income Group Housing Scheme.	1,36,56,941	57,72,600	1,94,29,541	12,78,129	1,81,51,412	7,15,855
(vi) Loans to private employees under subsidised Industrial Housing Scheme.	16,14,098	..	16,14,098	1,47,674	14,66,424	15,868
(vii) House Building Loans financed by the Life Insurance Corporation to the people affected by natural calamities.	62,08,301	..	62,08,301	..	62,08,301	..
(viii) Loans to Urban Local Bodies under Slum Clearance Scheme.	26,06,425	..	26,06,425	93,390	25,13,035	..
(ix) Loans to Greater Cuttack Improvement Trust for repayment of loan to Housing and Urban Development Corporation of India.	24,58,000	..	24,88,000	..	24,88,000	84,490
(x) Tribal Areas Sub-Plan Other Loans	42,13,270	7,34,880	49,48,150	..	49,48,150	..
Total—683—Loans for Housing.	11,06,00,870	1,28,67,730	12,34,68,600	44,20,072	11,90,48,528	37,10,442

STATEMENT No. 18—contd.

Head of Account	Balance on the 1st April, 1982	Amount Advanced during 1982-83	Total	Amount repaid during 1982-83	Balance on the 31st March 1983	Interest received and credited to revenue
I	2	3	4	5	6	7
	Rs.	Rs.	Rs.	Rs.	Rs.	Rs.
684—Loans for Urban Development—						
Urban Development	69,89,675	41,00,000	1,10,89,675	6,00,832	1,04,88,843	34,377
Total—684—Loans for Urban Development	69,89,675	41,00,000	1,10,89,675	6,00,832	1,04,88,843	34,377
688—Loans for Social Security and Welfare—						
(i) Welfare of Scheduled Castes, Scheduled Tribes and other backward classes	10,200	..	10,200	..	10,200	..
(ii) Relief Measures	8,94,63,912	..	8,94,63,912	14,610	<u>8,94,49,302</u>	..
(iii) Rehabilitation Schemes—						
Loans to displaced persons	81,54,125	..	81,54,125	6,13,510	75,40,615	..
(iv) Loans to Repatriates from Burma	1,31,06,769	1,55,900	1,32,62,669	45,135	1,32,17,534	..
Total—(iii)—Rehabilitation Schemes	21,12,60,894	1,55,900	2,14,16,794	6,58,645	2,07,58,149	..
(iv) Other Social Security and Welfare Programmes	60,35,849	..	60,35,849	2,657	60,33,192	..
Total—688—Loans for Social Security and Welfare	11,67,70,855	1,55,900	11,69,26,755	6,75,912	11,62,50,843	..
695—Loans for Social and Community Services—						
Other Loans—						
Loans to Goldsmiths for rehabilitation	47,88,418	..	47,88,418	..	47,88,418	..
Total—695—Loans for other Social and Community services	47,88,418	..	47,88,418	..	47,88,418	..
Total—Social and Community Services	27,64,65,346	2,01,60,966	29,66,26,312	71,06,368	28,95,19,944	37,90,393
(ii) Loans for Economic Services—						
(a) General Economic Services—						
698—Loans for Co-operation—						
(i) Credit Co-operatives—						
✓ 1. Loans to Central Co-operative Banks	2,38,41,244	45,00,000	2,83,41,244	1,24,96,300	1,58,44,944	..

STATEMENT No. 18—contd.

Head of Account	Balance on the 1st April 1982	Amount Advanced during 1982-83	Total	Amount repaid during 1982-83	Balance on the 31st March 1983	Interest received and credited to revenue
1	2	3	4	5	6	7
	Rs.	Rs.	Rs.	Rs.	Rs.	Rs.
698—Loans for Co-operation—Contd.						
2. Loans to Orissa State Co-operative Land Development Bank	31,13,435	1,00,00,000	1,31,13,435	1,02,49,491	28,63,944	7,31,738
3. Other Loans	4,32,45,972	25,00,000	4,57,45,972	4,64,075	4,52,81,897	..
Total—(i)—Credit Co-operatives	7,02,00,651	1,70,00,000	8,72,00,651	2,32,09,866	6,39,90,785	7,31,738
(ii) Labour Co-operatives	54,268	..	54,268	6,000	48,268	..
(iii) Farming Co-operatives	3,80,592	..	3,80,592	2,043	3,78,549	..
(iv) Ware Housing and Marketing Co-operatives—						
1. Loans to Regional Marketing Co-operative Societies for Construction of godowns	34,05,873	..	34,05,873	14,23,273	19,82,600	..
2. Loans to Regional Marketing Co-operative Societies for Transport Vehicles	45,70,724	2,99,500	48,70,224	1,09,031	47,61,193	..
3. Loans to State Co-operative Marketing Society	1,12,14,661	..	1,12,14,661	..	1,12,14,661	..
4. Loans to Orissa State Co-operative Marketing Societies for distribution of fertilisers	4,71,12,004	8,00,00,000	12,71,12,004	5,34,30,792	7,36,81,212	..
5. Loans to Aska Central Multipurpose Co-operative Society for establishment of Sal-seed solvent extraction plant	33,15,000	..	33,15,000	..	33,15,000	..
6. Loans to Co-operative Cold Storage	56,35,200	..	56,35,200	..	56,35,200	..
7. Other Loans	29,350	..	29,350	24,05,097	-23,75,741 (a)	..
Total—(iv)—Warehousing and Marketing Co-operatives	7,52,82,812	8,02,99,500	15,55,82,312	5,73,68,187	9,82,14,125	..
(v) Fishermen's Co-operatives	9,32,250	..	9,32,250	10,974	9,21,276	..
(vi) Co-operative Sugar Mills	91,045	..	91,045	1,99,000	-1,07,955 (a)	..

(a) Minus balance is under investigation

STATEMENT No. 18—Contd.

Head of Account	Balance on the 1st April 1982	Amount advanced during 1982-83	Total	Amount repaid during 1982-83	Balance on the 31st March 1983	Interest received and credited to revenue
1	2	3	4	5	6	7
	Rs.	Rs.	Rs.	Rs.	Rs.	Rs.
698—Loans for Co-operation—Contd.						
(vii) Industrial Co-operatives—						
1. Loans for Development of handicrafts	49,35,398	..	49,35,398	58,633	48,76,765	..
2. Loans for Development of Handloom Industries.	2,38,76,384	15,00,000	2,53,76,384	9,97,441	2,43,78,943	4,11,575
3. Other loans	43,96,213	6,90,000	50,86,213	2,73,028	48,13,185	..
Total—(vii)—	3,32,07,995	21,90,000	3,53,97,995	13,29,102	3,40,68,893	4,11,575
(viii) Consumers Co-operatives.	80,16,417	35,06,500	1,15,22,917	6,450	1,15,16,467	1,011
(ix) Other Co-operatives—						
1. Loans to Orissa Provincial Co-operative Land Mortgage Bank.	30,00,000	..	30,00,000	..	30,00,000	..
2. Other loans	11,56,279	30,00,000	41,56,279	31,67,832	9,88,447	..
Total—(ix)—Other Co-operatives.	41,56,279	30,00,000	71,56,279	31,67,832	39,88,447	..
(x) Tribal Areas Sub-Plan—						
1. Loans to Co-operative Banks and Stores.	74,20,000	25,00,000	99,20,000	..	99,20,000	..
2. Other loans	25,02,171	60,000	25,62,171	..	25,62,171	..
Total—(x)—Tribal Areas Sub-Plan.	99,22,171	25,60,000	1,24,82,171	..	1,24,82,171	..
Total—698—Loans for Co-operatives.	20,22,44,480	10,85,56,000	31,08,00,480	8,52,99,454	22,55,01,026	72,53,654
Total—(a)—General Economic Services.	20,22,44,480	10,85,56,000	31,08,00,480	8,52,99,454	22,55,01,026	72,53,654

(a) Out of this amount, details for Rs. 61,09,330 are not available from Treasury Receipts schedule.

(b) Includes expenditure of Rs 30,00,000 met out of advance from the Contingency Fund during 1981-82 and recouped to the Fund during the year.

(c) Excludes expenditure of Rs. 7,12,00,000 met out of advance from the Contingency Fund during 1982-83 but not recouped to the Fund till the close of the year.

STATEMENT No. 18—contd.

Head of Account	Balance on the 1st April 1982	Amount advanced during 1982-83	Total	Amount repaid during 1982-83	Balance on the 31st March 1983	Interest received and credited to revenue
1	2	3	4	5	6	7
	Rs.	Rs.	Rs.	Rs.	Rs.	Rs.
(b) Agriculture and Allied Services—						
705—Loans for Agriculture—						
(i) Storage and Warehousing	11,65,592	..	11,65,592	..	11,65,592	..
(ii) Marketing	52,13,312	..	52,13,312	..	52,13,312	..
(iii) Seeds	6,20,584	..	6,20,584	34,424	5,86,160	22,602
(iv) Agricultural Engineering.	37,194	..	37,194	15,648	21,546	..
(v) Manures and Fertilisers.	4,88,15,289	4,00,00,000	8,88,15,289	3,08,54,119	5,79,61,170	..
(vi) Tribal Areas Sub-Plan	19,20,000	..	19,20,000	..	19,20,000	..
Total—(i) to (vi)	5,77,71,971	4,00,00,000	9,77,71,971	3,09,04,191	6,68,67,780	22,602
(vii) Other Agricultural Loans—						
Advances to cultivators under L. I. Act, 1883. ✓	1,67,49,990 (a)	..	1,67,49,990	24,260	1,67,74,250 (a)	2,11,840
Advances to cultivators under A. L. Act, 1884—						
Ordinary advances in case of distress. ✓	5,49,25,001 (a)	..	5,49,25,001	1,56,277	5,50,81,278 (a)	6,81,619
Other loans ✓	25,36,461	..	25,36,461	31,72,028	6,35,567 (a)	..
Total—(vii)—Other Agricultural Loans.	6,91,38,530 (a)	..	6,91,38,530	33,52,565	7,24,91,095 (a)	8,93,459
Total—705—Loans for Agriculture.	1,13,66,559	4,00,00,000	2,86,33,441	3,42,56,756	56,23,315	9,16,061
706—Loans for Minor Irrigation, Soil Conservation and Area Development—						
Minor Irrigation	1,16,68,099	33,00,000	1,49,68,099	1,78,708	1,47,89,391	..
Total—706—Loans for Minor Irrigation.	1,16,68,099	33,00,000	1,49,68,099	1,78,708	1,47,89,391	..
709—Loans for Food—						
Procurement and Food supply.	5,00,00,000	..	5,00,00,000	..	5,00,00,000	..
Total—709—Loans for Food.	5,00,00,000	..	5,00,00,000	..	5,00,00,000	..

(a) Minus balance is under investigation

STATEMENT No. 18—contd.

Head of Account	Balance on the 1st April 1982	Amount advanced during 1982-83	Total	Amount repaid during 1982-83	Balance on the 31st March 1983	Interest received and credited to revenue
1	2	3	4	5	6	7
	Rs.	Rs.	Rs.	Rs.	Rs.	Rs.
(b) Agriculture and Allied Services—contd.						
710—Loans for Animal Husbandry—						
(i) Sheep and Wool Development.	3,59,427	..	3,59,427	..	3,59,427	..
(ii) Cattle Development	1,00,615	..	1,00,615	..	1,00,615	..
(iii) Poultry Development	1,27,200	..	1,27,200	4,430	1,22,770	..
Total—710—Loans for Animal Husbandry.	5,87,242	..	5,87,242	4,430	5,82,812	..
711—Loans for Dairy Development—						
Dairy Development	2,19,094	6,68,000	8,87,094	..	8,87,094	..
Total—711—Loans for Dairy Development.	2,19,094	6,68,000	8,87,094	..	8,87,094	..
712—Loans for Fisheries—						
Other loans	19,70,822	..	19,70,822	..	19,70,822	..
Total—712—Loans for Fisheries.	19,70,822	..	19,70,822	..	19,70,822	..
713—Loans for Forest—						
Education, Training and Research.	1,74,649	57,200	2,31,849	48,736	1,83,113	..
Forest Conservation and Development.	84,920	..	84,920	..	84,920	..
Total—713—Loans for Forest.	2,59,569	57,200	3,16,769	48,736	2,68,033	..
714—Loans for Community Development—						
(i) Community Development.	10,01,954	..	10,01,954	38,702	9,63,252	5,045
(ii) Assistance to Panchayat Raj Institutions—						
Loans to Panchayat Raj Institutions.	36,30,934	29,500	36,60,434	3,46,753	33,13,681	..
(iii) Tribal Areas Sub-Plan	1,70,000	70,500	2,40,500	..	2,40,500	..
Total—714—Loans for Community Development.	48,02,888	1,00,000	49,02,888	3,85,455	45,17,433	5,045
Total—(b)—Agriculture and Allied Services.	5,81,41,155	4,41,25,200	10,22,66,355	3,48,74,085	6,73,92,270	9,21,106

STATEMENT No. 18—contd.

Head of Account	Balance on the 1st April 1982	Amount advanced during 1982-83	Total	Amount repaid during 1982-83	Balance on the 31st March 1983	Interest received and credited to revenue
1	2	3	4	5	6	7
	Rs.	Rs.	Rs.	Rs.	Rs.	Rs.
(c)—Industry and Minerals						
720—Loans for Industrial Research and Development—						
(i) Other Loans						
1. Loans to Orissa Industrial Development Corporation.	13,46,50,411	..	13,46,50,411	2,33,04,794	11,13,45,617	6,95,206
2. Loans to Orissa Infrastructure Development Corporation	3,00,00,000	1,00,00,000	4,00,00,000	..	4,00,00,000	..
3. Other Loans	1,08,85,000	30,00,000	1,38,85,000	2,00,000	1,36,85,000	85,323
Total—Other Loans	17,55,35,411	1,30,00,000	18,85,35,411	2,35,04,794	16,50,30,617	7,80,529
(ii) Tribal Areas Sub-Plan						
Loans to Orissa Infrastructure Development Corporation.	..	50,00,000	50,00,000	..	50,00,000	..
Total—720—Loans for Industrial Research and Development.	17,55,35,411	1,80,00,000	19,35,35,411	2,35,04,794	17,00,30,617	7,80,529
721—Loans for Village and Small Industries—						
(i) Small Scale Industries—						
1. Loans to Orissa Agro Industries Corporation.	32,50,000	..	32,50,000	..	32,50,000	..
2. Loans to Orissa State Handloom Development Corporation.	3,37,500	..	3,37,500	..	3,37,500	..
3. Other loans	1,44,01,522	42,55,000	1,86,56,522	5,45,316	1,81,11,206	38,407
Total—(i)—Small Scale Industries.	1,79,89,022	42,55,000	2,22,44,022	5,45,316	2,16,98,706	38,407
(ii) Tribal Areas Sub-Plan						
Loans for Rural Industries Project	57,13,932	..	57,13,932	..	57,13,932	..
Total—721—Loans for Village and Small Industries.	2,53,77,984	43,55,000	2,97,32,984	5,45,316	2,91,87,668	38,407

STATEMENT No. 18—*Con. Id.*

Head of Account	Balance on the 1st April 1982	Amount advanced during 1982-83	Total	Amount repaid during 1982-83	Balance on the 31st March 1983	Interest received and credited to revenue
1	2	3	4	5	6	7
	Rs.	Rs.	Rs.	Rs.	Rs.	Rs.
(c) Industry and Minerals—<i>Concl.</i>						
726—Loans for Consumer Industries-Textiles	2,00,00,000	..	2,00,00,000	..	2,00,00,000	..
Total—726—Loans for Consumer Industries	2,00,00,000	..	2,00,00,000	..	2,00,00,000	..
Total—(c)—Industry and Minerals	22,09,13,395	2,23,55,000	24,32,68,395	2,40,50,110	21,92,18,285	8,18,936
(d)—Water and Power Development—						
734—Loans for Power Projects—						
(i) Hydro Electric Schemes	48,80,000	..	48,80,000	..	48,80,000	..
(ii) Thermo Electric Schemes	64,70,70,000	..	64,70,70,000	..	64,70,70,000	..
(iii) Transmission and Distribution Schemes—						
Loans to Orissa State Electricity Board	3,66,57,401	1,02,23,000	4,68,80,401	..	4,68,80,401	5,57,70,870
(iv) Loans to Electricity Board—						
Loans to Orissa State Electricity Board	76,89,83,249	..	76,89,83,249	..	76,89,83,249	..
Total—734—Loans for Power Projects	1,45,75,90,650	1,02,23,000	1,46,78,13,650	..	1,46,78,13,650	5,57,70,870
Total—(d)—Water and Power Development	1,45,75,90,650	1,02,23,000	1,46,78,13,650	..	1,46,78,13,650	5,57,70,870

STATEMENT No. 18—Contd.

Head of Account	Balance on the 1st April 1982	Amount advanced during 1982-83	Total	Amount repaid during 1982-83	Balance on the 31st March 1983	Interest received and credited to revenue
1	2	3	4	5	6	7
	Rs.	Rs.	Rs.	Rs.	Rs.	Rs.
(e)—Transport and Communications—						
738—Loans for Road and Water Transport Services						
Road Transport—						
Loans to Orissa State Commercial Transport Corporation	4,58,72,552	1,09,00,000	5,67,72,552	28,75,000	5,38,97,552	..
<hr/>						
Total—738—Loans for Road and Water Transport Services	4,58,72,552	1,09,00,000	5,67,72,552	28,75,000	5,38,97,552	..
<hr/>						
Total—(e)—Transport and Communications	4,58,72,552	1,09,00,000	5,67,72,552	28,75,000	5,38,97,552	..
<hr/>						
Total—Loans for Economic Services	1,98,47,62,232	19,61,59,200	2,18,09,21,432	14,70,98,649	2,03,38,22,783	6,47,64,566
<hr/>						
Loans to Government Servants						
766—Loans to Government Servants, etc.						
(i) House Building Advances	5,04,49,085	1,00,70,310	6,05,19,395	72,97,638	5,32,21,757	4,85,888
(ii) Advances for purchase of motor conveyances	1,95,64,648	68,10,894	2,63,75,542	56,45,398	2,07,30,144	2,20,024
(iii) Advances for purchase of other conveyances	15,08,191	18,45,757	33,53,948	17,97,764	15,56,184	..

STATEMENT No. 18—Concl'd.

Head of Account	Balance on the 1st April 1982	Amount advanced during 1982-83	Total	Amount repaid during 1982-83	Balance on the 31st March 1983	Interest received and credited to revenue
1	2	3	4	5	6	7
	Rs.	Rs.	Rs.	Rs.	Rs.	Rs.
(f) Loans to Government Servants—Concl'd.						
766—Loans to Government Servants etc.—Concl'd.						
(iv) Festival Advances	93,69,535	2,36,93,932	3,30,63,467	2,10,82,287	1,19,82,180	.
(v) Other Advances	34,09,339	38,88,437	72,97,776	42,59,887	30,37,889	..
Total—766—Loans to Government Servants, etc.	8,43,00,798	4,63,09,330	13,06,10,128	4,00,82,974	9,05,27,154	7,05,912
Total—Loans to Government Servants.	8,43,00,798	4,63,09,330	13,06,10,128	4,00,82,974	9,05,27,154	7,05,912
Loans for Miscellaneous Services—						
767—Miscellaneous Loans—						
Miscellaneous Loans	1,77,28,457	4,35,00,000	6,12,28,457	4,37,41,610	1,74,86,847	2,02,50,445
Total—767—Miscellaneous Loans—	1,77,28,457	4,35,00,000	6,12,28,457	4,37,41,610	1,74,86,847	2,02,50,445
Total—Loans for Miscellaneous Services	1,77,28,457	4,35,00,000	6,12,28,457	4,37,41,610	1,74,86,847	2,02,50,445
Total—F—Loans and Advances	2,36,32,56,833	30,61,29,496	2,66,93,86,329	23,80,29,601	2,43,13,56,728	8,95,11,316

Details of loans advanced during the year for 'Plan' purposes are given below :—

Major Head of Account	Amount Rs.
(1) 682—Loans for Public Health, Sanitation and Water Supply	13,25,000
(2) 683—Loans for Housing	1,28,67,730
(3) 684—Loans for Urban Development	41,00,000
(4) 688—Loans for Social Security and Welfare	1,55,900
(5) 698—Loans for Co-operation	1,85,56,000
(6) 705—Loans for Agriculture	4,00,00,000
(7) 706—Loans for Minor Irrigation, Soil Conservation and Area Development	33,00,000
(8) 711—Loans for Dairy Development	6,68,000
(9) 713—Loans for Forest	57,200
(10) 714—Loans for Community Development	1,00,000
(11) 720—Loans for Industrial Research and Development	1,80,00,000
(12) 721—Loans for Village and Small Industries	43,55,000
(13) 734—Loans for Power Projects	1,02,23,000
(14) 738—Loans to Road and Water Transport Services	1,09,00,000
(15) 766—Loans to Government Servants, etc.	4,63,09,330
Total	<hr/> 17,09,17,160 <hr/>

STATEMENT No. 19—STATEMENT SHOWING THE DETAILS OF EARMARKED BALANCES

Name of Reserve Fund or Deposit Account 1	Balance on the 1st April 1982			Balance on the 31st March 1983		
	Cash	Investment	Total	Cash	Investment	Total
	2	3	4	5	6	7
	Rs.	Rs.	Rs.	Rs.	Rs.	Rs.
J—RESERVE FUNDS—						
(a) Reserve Funds bearing interest—						
815—Depreciation/Renewal Reserve Funds—						
I—Depreciation Reserve Fund—						
Government Commercial Departments and Undertakings—						
1. Hirakud Dam Project—Stages I and II	3,20,08,400	..	3,20,08,400	3,20,08,400	..	3,20,08,400
Total—I—Depreciation Reserve Fund	3,20,08,400	..	3,20,08,400	3,20,08,400	..	3,20,08,400
II—Other Electricity Schemes—						
1. Duduma Transmission Scheme	20,93,102	..	20,93,102	20,93,102	..	20,93,102
2. Hirakud Power Utilisation Scheme	16,03,914	..	16,03,914	16,03,914	..	16,03,914
3. Cuttack Thermal Scheme	19,41,317	..	19,41,317	19,41,317	..	19,41,317
4. Baripada Electric Supply Scheme	3,99,420	..	3,99,420	3,99,420	..	3,99,420
5. Town Electrification Scheme, Group-I	1,69,683	..	1,69,683	1,69,683	..	1,69,683
6. Town Electrification Scheme, Group-II	3,34,297	..	3,34,297	3,34,297	..	3,34,297
7. Electrification of Small Towns and Rural Areas, Group-III	6,46,966	..	6,46,966	6,46,966	..	6,46,966
8. Expansion of Power facilities	5,58,485	..	5,58,485	5,58,485	..	5,58,485
9. Talcher Thermal Scheme	84,51,932	..	84,51,932	84,51,932	..	84,51,932
Total—II—Other Electricity Schemes	1,61,99,116	..	1,61,99,116	1,61,99,116	..	1,61,99,116
III—State Transport Service	2,63,636	..	2,63,636	2,63,636	..	2,63,636
Total—III—State Transport Service	2,63,636	..	2,63,636	2,63,636	..	2,63,636
Total—815—Depreciation/Renewal Reserve Funds	4,84,71,152	..	4,84,71,152	4,84,71,152	..	4,84,71,152

STATEMENT 19—contd.

Name of Reserve Fund or Deposit Account 1	Balance on the 1st April 1982			Balance on the 31st March 1983		
	Cash	Investment	Total	Cash	Investment	Total
	2	3	4	5	6	7
	Rs.	Rs.	Rs.	Rs.	Rs.	Rs.
821—General and Other Reserve Funds—						
Amenities Reserve Fund	11,643	..	11,643	11,643	..	11,643
Total—821—General and Other Reserve Funds	11,643	..	11,643	11,643	..	11,643
Total—Reserve Funds bearing interest	4,84,82,795	..	4,84,82,795	4,84,82,795	..	4,84,82,795
(b) Reserve Funds not bearing interest—						
822—Sinking Funds—						
A—Appropriation for reduction or avoidance of debt—						
I—Sinking Funds—						
1. Loans for Industrial Housing Schemes	1,95,422	19,64,622	21,60,044
2. 5½ per cent Orissa Government Loan 1980
3. 5½ per cent Orissa Government Loan 1981
4. 5½ per cent Orissa Government Loan 1982	1,13,490	3,79,36,400	3,80,49,890
5. 5½ per cent Orissa Government Loan 1983	3,00,802	2,50,32,636	2,53,33,438	18,53,453	2,50,32,636	2,68,86,089
6. 5½ per cent Orissa Government Loan 1984	— 55,354	1,69,90,663	1,69,35,309	47,26,519	1,27,91,874	1,75,18,393
7. 5½ per cent Orissa Government Loan 1985	1,52,583	74,52,500	76,15,083	6,08,833	74,62,500	80,71,333
8. Loans received from the Life Insurance Corporation of India for various Housing Schemes	11,83,750	1,09,04,100	1,20,87,850	22,79,675	1,09,04,100	1,31,83,775
Total—822—Sinking Funds	18,90,693	10,02,90,921	10,21,81,614	94,68,480	5,61,91,110	6,56,59,590

STATEMENT No. 19—contd.

Name of the Reserve Fund or Deposit Account	Balance on the 1st April 1982			Balance on the 31st March 1983		
	Cash	Investment	Total	Cash	Investment	Total
	1	2	3	4	5	6
	Rs.	Rs.	Rs.	Rr.	Rs.	Rs.
823—Famine Relief Fund—						
1. Famine Relief Fund—						
Orissa Famine Relief Fund	11,47,55,960	..	11,47,55,960	11,47,60,735	..	11,47,60,735
Total—823—Famine Relief Fund	11,47,55,960	..	11,47,55,960	11,47,60,735	..	11,47,60,735
829—Development and Welfare Fund—						
I—Development Funds for Educational purposes—						
Orissa Loan Stipend Fund	50,92,036	..	50,92,036	30,22,460	..	30,22,460
II—Development Funds for Agricultural purposes—						
State Agricultural Credit Relief and Guarantee Fund	11,24,097	..	11,24,097	11,24,097	..	11,24,097
III—Co-operatives—						
Development Funds—						
State Co-operative Development Fund	2,00,000	..	2,00,000	2,00,000	..	2,00,000
Total—829—Development and Welfare Fund	64,16,133	..	64,16,133	43,46,557	..	43,46,557
835—General and Other Reserve Funds—						
I—Zamindari Abolition Fund	59,19,413	..	59,19,413	59,19,413	..	59,19,413
II—Religious and Charitable Endowment Funds	42,600	..	42,600	94,426	..	94,426
III—Other Funds—						
Guarantee Reserve Fund	77,78,104	..	77,78,104	77,78,104	..	77,78,104

STATEMENT No. 19—contd.

Name of the Reserve Fund or Deposit Account 1	Balance on the 1st April 1982			Balance on the 31st March 1983		
	Cash	Investment	Total	Cash	Investment	Total
	2	3	4	5	6	7
	Rs.	Rs.	Rs.	Rs.	Rs.	Rs.
Passengers' Amenities Reserve Fund	3,00,000	..	3,00,000	6,00,000	..	6,00,000
Total—§35—General and Other Reserve Funds	1,40,40,117	..	1,40,40,117	1,43,91,943	..	1,43,91,943
Total—Reserve Funds not bearing interest	13,71,02,903	10,02,90,921	23,73,93,824	14,29,67,715	5,61,91,110	19,91,58,825
Total—J—Reserve Funds	18,55,85,698	10,02,90,921	28,58,76,619	19,14,50,510	5,61,91,110	24,76,41,620
K—DEPOSITS AND ADVANCES—						
(b) Deposits not bearing interest—						
848—Other Deposits—						
I—Subventions from Central Road Fund	34,19,583	..	34,19,583	28,34,583	..	28,34,583
II—Deposits of Market Loans	1,000	..	1,000	62,000	..	62,000
III—Miscellaneous Deposits—						
Deposit Account of grants made by the Indian Council of Agricultural Research	9,85,274	..	9,85,274	9,85,274	..	9,85,274
Deposit Account of grants from the Central Government for Development of Handloom Industry.	54,267	..	54,267	54,267	..	54,267
Deposit Account of grants made by the National Co-operative Development Corporation.	10,04,247	..	10,04,247	10,04,247	..	10,04,247
Deposit Account of grants made by the Central Silk Board.	32,080	..	32,080	32,080	..	32,080

STATEMENT No. 19—concl'd.

Name of the Reserve Fund or Deposit Account	Balance on the 1st April 1982			Balance on the 31st March 1983		
	Cash	Investment	Total	Cash	Investment	Total
	1	2	3	4	5	6
	Rs.	Rs.	Rs.	Rs.	Rs.	Rs.
Deposit Account of grants made by the Indian Central Coconut Committee.	52,955	..	52,955	52,955	..	52,955
Deposit Account of grants made by the Indian Central Arecanut Committee.	39,962	..	39,962	39,962	..	39,962
Deposit Account of grants received from Ford Foundation.	12,500	..	12,500	12,500	..	12,500
Deposit Account of grants made by the Central Government for production drive scheme.
Bonus for accelerating production of food grains.	10,37,307	..	10,37,307	10,37,307	..	10,37,307
Deposit Account of Fund for Lift Irrigation Scheme.	74,700	..	74,700	74,700	..	74,700
Deposit Account of Workmen's benefit fund.	2,745	..	2,745	2,745	..	2,745
Advances from the Famine Relief Fund for Financing State Loan Account.	40,00,000	..	40,00,000	40,00,000	..	40,00,000
Total—Miscellaneous Deposits.	72,96,037	..	72,96,037	72,96,037	..	72,96,037
Total—848—Other Deposits.	1,07,16,620	..	1,07,16,620	1,01,92,620	..	1,01,92,620
Total—K—Deposits and Advances.	1,07,16,620	..	1,07,16,620	1,01,92,620	..	1,01,92,620
Grand Total	22,06,56,805	10,02,90,921	32,09,47,726	20,16,43,130	5,61,91,110	25,78,34,240

ANNEXURE TO STATMENT No. 19—SINKING

Description of Loan	Balances on the 1st April 1982	Amount Appropriated from Revenue	Gain on realisation of securities
1	2	3	4
	Rs.	Rs.	Rs.
Industrial Housing Scheme	21,60,044
5½ percent Orissa Government Loan 1982	2,99,16,290
5½ percent Orissa Government Loan 1983	2,53,33,438
5½ percent Orissa Government Loan 1984	1,69,35,309
5½ percent Orissa Government Loan 1985	76,15,083
Loans received from the Life Insurance Corporation of India.	1,20,87,850	7,24,000	..
Total—Amortisation	9,40,48,014	7,24,000	..
Sinking Fund for Depreciation of Loans—			
5½ percent Orissa Government Loan 1982	81,33,600
Total—Depreciation	81,33,600
Total—Sinking Funds	10,21,81,614	7,24,000	..

FUNDS FOR AMORTISATION OF LOANS

Interest on Investment	Total	Loss on realisation of security	Amount transferred to miscellaneous Govern- ment Account on maturity of loans	Balance on 31st March 1983
5	6	7	8	9
Rs.	Rs.	Rs.	Rs.	Rs.
1,01,427	22,61,471	..	22,61,471	..
18,81,473	3,17,97,763	..	3,17,97,763	..
15,52,651	2,68,86,089	2,68,86,089
5,83,084	1,75,18,393	1,75,18,393
4,56,250	80,71,333	80,71,333
3,71,925	1,31,83,775	1,31,83,775
<hr/>	<hr/>	<hr/>	<hr/>	<hr/>
49,46,810	9,97,18,824	..	3,40,59,234	6,56,59,590
<hr/>	<hr/>	<hr/>	<hr/>	<hr/>
..	81,33,600	..	81,33,600	..
<hr/>	<hr/>	<hr/>	<hr/>	<hr/>
..	81,33,600	..	81,33,600	..
<hr/>	<hr/>	<hr/>	<hr/>	<hr/>
49,46,810	10,78,52,424	..	4,21,92,834	6,56,59,590
<hr/>	<hr/>	<hr/>	<hr/>	<hr/>

ANNEXURE TO STATEMENT No. 19—SINKING

Description of Loans	Balance on 1st April 1982	Purchase of Securities
1	2	3
	Rs.	Rs.
Industrial Housing Scheme	19,64,622	..
5½ per cent Orissa Government Loan, 1982	3,79,36,400	..
5½ per cent Orissa Government Loan, 1983	2,50,32,636	..
5½ per cent Orissa Government Loan, 1984	1,69,90,663	..
5½ per cent Orissa Government Loan, 1985	74,62,500	..
Loans from Life Insurance Corporation of India for Housing purposes	1,09,04,100	..
Total—Investments	10,02,90,921	..

FUNDS INVESTMENT ACCOUNT

Total	Sale of Securities	Balance on 31st March 1983	Remarks	
			Face Value	Market value on 31st March 1983
4	5	6	7	8
Rs.	Rs.	Rs.	Rs.	Rs.
..	19,64,622
3,79,36,400	3,79,36,400
2,50,32,636	..	2,50,32,636	2,51,57,200	1,80,50,740
1,69,90,663	41,98,789	1,27,91,874	1,31,66,300	1,30,35,957
74,62,500	..	74,62,500	75,00,000	68,32,000
1,09,04,100	..	1,09,04,100	1,10,20,000	1,10,68,560
<hr/>	<hr/>	<hr/>	<hr/>	<hr/>
10,02,90,921	4,40,99,811	5,61,91,110	5,68,43,500	4,89,87,257

APPENDICES

REVUE

APPENDIX I

Investment of Government at the end of 1980-81, 1981-82, and 1982-83 and the Dividend/Interest received therefrom

(Referred to the Explanatory note under Statement No. 2 at Page 19)

1	1980-81			1981-82			1982-83		
	No. of concerns	Investment to the end of year	Dividend/Interest received during the year	No. of concerns	Investment to the end of year	Dividend/Interest received during the year	No. of concerns	Investment to the end of year	Dividend/Interest received during the year
	(In lakhs of rupees)			(In lakhs of rupees)			(In lakhs of rupees)		
Statutory Corporations	3	7,34.68	3.12	2	8,67.48 (a)	..	2	10,92.48 (a)	0.40
Government Companies	66	72,94.72	0.28	68	77,96.86	..	70	91,22.01 (d)	..
Joint Stock Companies	26	1,38.40	2.38	25	1,37.40	4.36	25	1,37.40	3.39
Co-operative Institutions	..	62,93.81	36.22	4,192	72,87.17	16.57	4,200	83,75.40 (c)	16.32
Total	95	1,44,61.61	42.00	4,287	1,60,88.91	20.93	4,297	1,87,27.29	20.11 (b)

(a) Excludes investment of Rs 24.90 lakhs made out of earmarked funds, viz., Sinking Funds for 5½ per cent Orissa Government Loans, 1984 (Rs. 14.90 lakhs) and 5½ per cent Orissa Government Loans, 1985 (Rs. 10 lakhs).

(b) Apart from this interest of Rs. 1.54 lakhs was also received on investments made out of earmarked funds

(c) A sum of Rs. 7.84 lakhs has been invested in Orissa State Co-operative Land Development Bank, Bhubaneswar

(d) Includes Rs. 2,23.63 lakhs invested in Orissa Lift Irrigation Corporation during 1981-82

APPENDIX II

Cases where details/information are awaited from the Department/Treasury Officers in connection with reconciliation of balances

(Referred to in explanatory note 2 under Statement No. 8 at Page 40)

Sl. No.	Head of Account	Department/Treasury Officers responsible for reconciliation	Earliest year to which the difference relates	Amount of difference
1	2	3	4	5
	F—LOANS AND ADVANCES			Rs.
1	677—Loans for Education, Art and Culture	Secretary to Government of Orissa, Education & Youth Services (L.S.F.) Department.	1966-67	45,16,028
2	684—Loans for Urban Development	Secretary to Government of Orissa, Urban Development Department	1970-71	45,20,660
3	705—Loans for Agriculture	Treasury Officers	1965-66	2,70,518
4	714—Loans for Community Development	Community Development & Panchayat Raj (Gram Panchayat) Department, Orissa	1969-70	77,839
5	721—Loans for Village and Small Industries	Departmental Officers and Treasury Officers	1966-67	25,76,000
6	766—Loans to Government Servants—House Building Advance	Departmental Officers and Treasury Officers	1976-77	14,39,501
	K—DEPOSITS AND ADVANCES			
7	843—Civil Deposits—			
	Revenue Deposits	Treasury Officers	.. 1964-65	95,36,882
	Civil Court Deposits	Law Department	.. 1964-65	71,95,572
	Personal Deposits	All Treasury Officers	.. 1964-65	12,60,186
	Criminal Courts Deposits	Law Department	.. 1964-65	19,06,868
	Deposits for Educational Institutions	All Treasury Officers	.. 1964-65	35,71,070
	Deposits for work done for Public Bodies or Private Individuals	Treasury Officers, Cuttack, Sambalpur and Sundargarh	1964-65	6,24,999
	M—REMITTANCES—			
8.	882—Cash Remittances, etc.—			
	I—Remittances	Treasury Officers and Executive Engineers of Public Works Divisions	1964-65	83,44,893.63
	II—Cheques	Treasury Officers and Executive Engineers of Public Works Divisions.	1964-65	2,59,54,258.08

APPENDIX II—Contd.

Sl. No.	Head of Account	Department/Treasury Officers responsible for reconciliation	Earliest year to which the difference relates	Amount of difference
1	2	3	4	5
	M—REMITTANCES— <i>conid.</i>			Rs.
	II (A)—Cheques	Treasury Officers and Executive Engineers of Public Works Divisions	1964-65	1,38,79,343-00
	III (b)—Items adjustable by Public Works	Treasury Officers and Executive Engineers of Public Works Divisions	1964-65	25,42,099-69
	Hirakud Remittances—			
	I—Remittances	Financial Adviser and Chief Accounts Officer, Hirakud Dam Project and Treasury Officer, Sambalpur	1964-65	2,98,209-80
	II—Cheques	Financial Adviser and Chief Accounts Officer, Salandi Irrigation Project and Treasury Officers, Balasore and Keonjhar	1979-80	—22-31
	III (b)—Items adjustable by Public Works	Financial Adviser and Chief Accounts Officer, Salandi Irrigation Project and Treasury Officers, Balasore and Keonjhar	1981-82	1,22,995-45
	Balimela Remittances—			
	I—Remittances	Financial Adviser and Chief Accounts Officers, Balimela Dam Project and Treasury Officer, Koraput	1964-65	33,19,650-39
	II—Cheques	Financial Adviser and Chief Accounts Officers, Balimela Dam Project and Treasury Officer, Koraput	1964-65	2,42,85,401-16
	II—A—Cheques	Financial Adviser and Chief Accounts Officer, Balimela Dam Project and Treasury Officer, Koraput	1969-70	2,47,378-00
	III (b)—Items adjustable by Public Works	Financial Adviser and Chief Accounts Officer, Balimela Dam Project and Treasury Officer, Koraput	1969-70	1,22,60,338-65
	Rengali Remittances—			
	I—Remittances	Financial Adviser and Chief Accounts Officer, Rengali Irrigation Project and Treasury Officer, Dhenkanal	1980-81	—2,19,034-91
	II—Cheques	Financial Adviser and Chief Accounts Officer, Rengali Irrigation Project and Treasury Officer, Dhenkanal	1980-81	8,56,497-11
	III (b)—Items adjustable by Public Works	Financial Adviser and Chief Accounts Officer, Rengali Irrigation Project and Treasury Officer, Dhenkanal	1980-81	16,69,656-10

APPENDIX II—*concl.*

Sl. No.	Head of Account	Department/Treasury Officers responsible for reconciliation	Earliest year to which the difference relates	Amount of difference
1	2	3	4	5
M—REMITTANCES—<i>concl.</i>				
Upper Indravati Remittances—				
	Head—I—Remittance [‡]	Treasury Officer, Koraput	1981-82	92,608'30
	II—Cheques	Financial Adviser and Chief Accounts Officer, Upper Indravati Project and Treasury Officer, Kalahandi.	1981-82	2,99,32,350'94
	III—(b)—Items adjustable by Public Works.	Treasury Officer, Koraput	1981-82	—36,75,975'11
Upper Kolab Remittances				
	II—Cheques	Financial Adviser and Chief Accounts Officer, Upper Kolab Project and Treasury Officer, Koraput.	1979-80	—2,56,36,798'09
	III—(b)—Items adjustable by Public Works.	Financial Adviser and Chief Accounts Officer, Upper Kolab Project and Treasury Officer, Koraput.	1979-80	26,46,688'40
Potteru Remittances				
	I—Remittances	Financial Adviser and Chief Accounts Officer, Potteru Irrigation Project and Treasury Officer, Koraput.	1979-80	3,49,521'72
	II—Cheques	Financial Adviser and Chief Accounts Officer, Potteru Irrigation Project and Treasury Officer, Koraput.	1977-78	1,31,18,088'08
	III—(b)—Items adjustable by Public Works.	Financial Adviser and Chief Accounts Officer, Potteru Irrigation Project and Treasury Officer, Koraput.	1981-82	4,112'70
Rengali multipurpose Irrigation Remittances—				
	I Remittances	Financial Adviser and Chief Accounts Officer, Rengali Multipurpose Irrigation project and Treasury Officer, Dhenkanal.	1974-75	61,26,405'46
	II Cheques	Financial Adviser and Chief Accounts Officer, Rengali Multipurpose Irrigation project and Treasury Officer, Cuttack.	1974-75	9,08,69,670'10
	III—(b)—Items adjustable by Public Works.	Financial Adviser and Chief Accounts Officer, Rengali Multipurpose Irrigation project and Treasury Officer, Bhubaneswar.	1977-78	—2,11,741'95

APPENDIX III


Cases where verification and acceptance of balances have been unduly delayed

(Referred to in explanatory note 2 under Statement No. 8 at Page 40)

Head of Account	Number of acceptances awaited	Year from which acceptances are awaited	Amount outstanding on the 31st March 1983
1	2	3	4
(In lakhs of rupees)			
I—Loans for which detailed accounts are maintained in Audit Office—			
684—Loans for Urban development	78	1973-74	21.24
	3	1976-77	1.00
	5	1979-80	15.50
721—Loans for Village and Small Industries—			
Loans under State aid to Industries Act	50	1968-69	3.54
	60	1969-70	3.25
	55	1970-71	2.50
	95	1971-72	5.64
	103	1972-73	3.40
	62	1978-79	6.40
II—Loans for which detailed accounts are maintained by Departmental Officers—			
677—Loans for Education, Art and Culture	1	1975-76	39.72
	1	1976-77	45.06
	1	1977-78	1.99
	1	1978-79	3.26
	1	1979-80	13.80
	1	1980-81	19.75
	1	1981-82	16.56
	1	1982-83	17.13
682—Loans for Public Health, Sanitation and Water Supply	1	1974-75	35.09
	1	1975-76	5.00
	8	1976-77	2.94
	19	1977-78	3.39
	21	1978-79	18.00
	23	1979-80	25.34
	21	1980-81	16.44
	21	1981-82	14.77
	10	1982-83	13.25

APPENDIX III

Head of Account	Number of acceptances awaited	Year from which acceptances are awaited	Amount outstanding on the 31st March, 1983
1	2	3	4
(In lakhs of rupees)			
683—Loans for Housing	3	1974-75	7.67
	1	1977-78	7,76.63
	1	1978-79	1,71.15
	1	1979-80	26.23
688—Loans for Social Security and Welfare	1	1980-81	4.07
	1	1982-83	1.55
698—Loans for Co-operation	6	1978-79	13,92.17
	4	1980-81	11,94.77
	5	1981-82	20,22.44
705—Loans for Agriculture	12	1966-67	-1,82.94
714—Loans for Community Development	2	1979-80	54,51.34
	2	1980-81	1.00
767—Miscellaneous	1	1974-75	33.82





COMPTROLLER AND AUDITOR
GENERAL OF INDIA, 1985

PRINTED AT ORISSA GOVERNMENT PRESS, CUTTACK-10