



Finance Accounts

2000-2001

GOVERNMENT OF MANIPUR

**FINANCE ACCOUNTS
2000-2001**

GOVERNMENT OF MANIPUR

TABLE OF CONTENTS

Certificate of the Comptroller and Auditor General of India	Page(s)
Introductory	(iii) 1 - 4

PART - I :SUMMARISED STATEMENTS

No. 1	- Summary of Transactions	6 - 22
No. 2	- Capital Outlay - Progressive Capital Outlay to end of 2000-2001	23 - 25
No. 3	- Debt Position (i) Statement of Borrowings (ii) Other Obligations (iii) Service of Debt	26 - 29
No. 4	- Loans and Advances by State Government (i) Statement of Loans and Advances (ii) Recoveries in Arrears	30
No. 5	- Guarantees given by the Government for repayment of loans, etc. raised by statutory corporations, local bodies and other institutions.	31 - 32
No. 6	- Cash balances and investments of cash balances	33 - 35
No. 7	- Summary of balances under Consolidated Fund, Contingency Fund and Public Account	36 - 38

PART II - DETAILED ACCOUNTS AND OTHER STATEMENTS.

A. REVENUE AND EXPENDITURE

No. 8	- Statement of revenue and expenditure under different heads expressed as a percentage of total revenue/ total expenditure	40 - 42
No. 9	- Statement showing the distribution between Charged and Voted Expenditure	43
No. 10	- Detailed Accounts of Revenue by Minor Heads	44 - 60
No. 11	- Detailed Accounts of Expenditure by Minor Heads	62 - 137
No. 12	- Detailed statement of capital expenditure during and to end of the year 2000-2001	138 - 179

- | | | |
|--------|--|-----------|
| No. 13 | - Details of investment of Government in Statutory Corporations, Government Companies, Co-operative banks and Societies etc., up to the end of 2000-2001 | 180 - 197 |
| No. 14 | - Statement showing the capital and other expenditure (other than on revenue account) to end of 2000-2001 and the Principal sources from which funds were provided for that expenditure. | 198 - 200 |

B. DEBT, CONTINGENCY FUND AND PUBLIC ACCOUNT

- | | | |
|--------------|--|-----------|
| No. 15 | - Detailed statements of receipts, disbursements and balances under heads of account relating to Debt, Contingency Fund and Public Account. | 202 - 213 |
| No. 16 | - Detailed statement of Debt and Other interest-bearing Obligations of Government. | 214 - 239 |
| No. 17 | - Detailed statement of loans and advances made by Government. | 240 - 247 |
| No. 18 | - Statement showing the details of earmarked balances | 248 - 249 |
| Appendix-I : | Statement showing investment of Government as at the end of 1998-99, 1999-2000 and 2000-2001 and dividend/ interest received therefrom during those years. | 250 - 251 |
| Appendix-II: | Statement of Commitments - List of Incomplete Capital Works Costing Rs. 25 lakhs and above as on 31-03- 2001. | 252-327 |

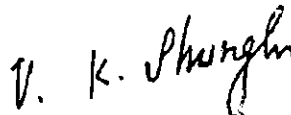
CERTIFICATE OF THE COMPTROLLER AND AUDITOR GENERAL OF INDIA

This compilation containing the Finance Accounts of the Government of Manipur for the year 2000-2001 presents the accounts of the receipts and outgoings of the Government for the year, together with the financial results disclosed by the revenue and capital accounts, the accounts of the public debt and the liabilities and assets as worked out from the balances recorded in the accounts. The Appropriation Accounts of the Government for the year for Grants and Charged Appropriations, presented separately, supplement this compilation.

These accounts have been prepared and examined under my direction in accordance with the requirements of the Comptroller and Auditor General's (Duties, Powers and Conditions of Service) Act, 1971. According to the best of my information, as a result of audit of these accounts, the accounts now presented read with the observations in this compilation, are correct statements of receipts and outgoings of the Government of Manipur for the year 2000-2001. Points of interest arising out of the study of these accounts as well as test audit conducted during the year or earlier years are contained in my Report(s) being presented separately for the year 2000-2001, Government of Manipur.

New Delhi,
The

8 NOV 2001



(V.K.SHUNGLU)

Comptroller and Auditor General of India

INTRODUCTORY

1. The accounts of Government are kept in the following three parts :-

Part I	Consolidated Fund
Part II	Contingency Fund
Part III	Public Account

In Part I namely Consolidated Fund, there are two main divisions, viz :-

- (1) Revenue - consisting of sections for 'Receipt heads (Revenue Account)' and 'Expenditure heads (Revenue Account)'.
- (2) Capital, Public Debt, Loans, etc. - consisting of sections for 'Receipt heads (Capital Account)', 'Expenditure heads (Capital Account)' and 'Public Debt, Loans and Advances, etc'.

The Revenue division deals with the proceeds of taxation and other receipts classed as revenue and the expenditure met therefrom, the net result of which represents the revenue surplus or deficit for the year.

In Capital division, the section 'Receipts Heads (Capital Account)' deals with receipts of capital nature which cannot be applied as a set-off to capital expenditure.

The section 'Expenditure Heads (Capital Account)' deals with expenditure met usually from borrowed funds with the object of increasing concrete assets of a material and permanent character. It also includes receipts of a capital nature intended to be applied as a set off against expenditure.

The section 'Public Debt, Loans and Advances, etc.' comprises loans raised and their repayments by Government such as 'Internal Debt' and 'Loans and Advances' made (and their recoveries) by Government. This section also includes certain special types of heads for transactions relating to 'Appropriation to the Contingency Fund' and 'Inter-State Settlement'.

In Part II, namely Contingency Fund, of the accounts, the transactions connected with the Contingency Fund established under Article 267 of the Constitution of India are recorded.

In Part III, namely Public Account, of the accounts, the transactions relating to 'Debt' (other than those included in Part I), 'Deposits', 'Advances', 'Remittances' and 'Suspense' are recorded. The transactions under 'Debt', 'Deposits' and 'Advances', in this part are those in respect of which Government incurs a liability to repay the moneys received or has a claim to recover the amounts paid, together with the repayments of the former ('Debt' and 'Deposits') and the recoveries of the latter ('Advances'). The transactions relating to 'Remittances' and 'Suspense' in this part embrace all merely adjusting heads under which appear such transactions as remittances of cash between treasuries and currency chests, transfers between different accounting circles, etc. The initial debits or credits to these heads will be cleared eventually by corresponding receipts or payments either within the same circle of account or in another account circle.

2. *Sectors and Heads of Accounts* :- Within each of the sections in Part I mentioned above, the transactions are grouped into sectors such as 'Tax Revenue', 'Non-Tax Revenue' and 'Grants-in-aid and contributions' for the receipt heads (revenue account), and 'General Services', 'Social Services', 'Economic Services' and 'Grants-in-aid and contributions' for expenditure heads. Specific functions or services (such as Education, Sports, Art and Culture, Health and Family Welfare, Water Supply, Sanitation, Housing and Urban Development, etc. in respect of Social Services) are grouped in Sectors for expenditure heads. In Part III (Public Account) also, the transactions are grouped into sectors, such as 'Small Savings', 'Provident Funds', 'Reserve Funds', etc. The Sectors are sub-divided into major heads of account. In some cases, the Sectors are, in addition, sub-divided into sub-sectors before their division into major heads of account.

The major heads are divided into sub-major heads in some cases and minor heads, with a number of subordinate heads, generally known as sub-heads. The sub-heads are further divided into detailed heads. Under each of these heads, the expenditure is shown distributed between charged and voted. Sometimes major heads are also divided into sub-major heads before their further division into minor heads. Apart from the Sectorial and sub-sectorial classification the Major Heads, Sub-Major Heads, Minor Heads, Sub-Heads, Detailed Heads and Object Heads together constitute a six-tier arrangement of the classification structure of the Government Accounts. The major, minor and sub-heads prescribed for the classification of expenditure in the general accounts are not necessarily identical with the Grants, sub-heads and other units of allotments which are adopted by the Governments for Demands for Grants presented to the Parliament or Legislatures but in general a certain degree of correlation is maintained between the Demands for Grants and the Finance Accounts.

The major heads of accounts, falling within the sectors for expenditure heads, generally correspond to functions of Government, while the minor heads, subordinate to them, identify the programmes undertaken to achieve the objectives of the function represented by the major head. The sub-head represents the scheme, the detailed head, the sub-scheme and object head the object level of classification.

3. Coding Pattern

Major Heads :- From 1st April 1987, a four digit Code has been allotted to the major heads, the first digit indicating whether the major head is a Receipt head or Revenue Expenditure head or Capital Expenditure head or a Loan head.

The first digit of code for Revenue Receipt head is either `0' or `1'. Adding 2 to the first digit code of the Revenue Receipt head will give the number allotted to corresponding Revenue Expenditure head; adding another 2, the Capital Expenditure; and another 2, the Loan head of Account. For example, for Crop Husbandry code 0401 represents the Receipt head, 2401 the revenue expenditure head, 4401 Capital Outlay head and 6401 Loan head.

Such a pattern is, however, not relevant for those departments which are not operating Capital/Loan heads of accounts e.g. Department of Supply. In a few cases, where receipt and expenditure are not heavy, certain functions have been combined under a single major head, the functions themselves forming sub-major heads under the Major head.

Sub Major Heads :- A two digit code has been allotted, the code starting from 01 under each Major Head. Where no sub-major head exists it is allotted a Code `00'. The nomenclature `General' has been allotted Code `80' so that even after further sub-major heads are introduced the Code for `General' will continue to remain the last one.

Minor Heads :- These have been allotted a three digit code, the codes starting from `001' under each sub major/major head (where there is no sub-major head). Codes from `001' to `100' and few codes `750' to `900' have been reserved for certain standard minor heads. The coding pattern for minor heads has been designed in such a way that in respect of certain minor heads having a common nomenclature under many major/sub-major heads, the same three digit code is adopted as far as possible.

Under this scheme of codification, the receipt major heads (revenue account) are assigned the block numbers from 0020 to 1606, expenditure major heads (revenue account) from 2011 to 3606, expenditure major heads (capital account) from 4046 to 5475, major heads under `Public Debt' from 6001 to 6004 and those under `Loans and Advances', `Inter-State Settlement' and `Transfer to Contingency Fund' from 6075 to 7999. The code number 4000 has been assigned for Capital receipt major head. The only major head `Contingency Fund' in Part II `Contingency Fund' has been assigned the code number 8000. The major heads in the Public Account are assigned the code numbers from 8001 to 8999.

4. The transactions included in these accounts represent mainly the actual cash receipts and disbursements during the financial year April to March as distinguished from amounts due to or from Government during the same period. The cash basis system is, however, not entirely suitable for recording the transactions and presenting the true state of affairs of Government commercial undertakings run on commercial principles. The detailed accounts of this class of undertakings are, therefore, maintained outside the regular accounts in proper commercial form and are subject to test check by the Indian Audit and Accounts Department.

5. The figures of actuals shown in these accounts are net, after taking into account the recoveries, although the Demands for Grants presented to Legislature and the Appropriation Accounts are for gross expenditure and exclude the credits and recoveries which are otherwise taken as reduction of expenditure.

PART - I
SUMMARISED STATEMENTS

Receipts		STATEMENT SUMMARY OF Actuals	
		1999-2000	2000-2001
(1)	(2)	(3)	
(In lakhs of Rupees)			
PART I - CONSOLIDATED (I) Revenue			
Receipt Heads (Revenue Account)			
A. Tax Revenue			
<i>(a) Taxes on Income and Expenditure</i>			
0021	Taxes on Income other than Corporation Tax	38,50.00	11,82.00
0028	Other Taxes on Income and Expenditure	9,57.93	9,61.08
	Total: <i>(a) Taxes on Income and Expenditure</i>	48,07.93	21,43.08
<i>(b) Taxes on Property and Capital Transactions</i>			
0029	Land Revenue	52.10	36.47
0030	Stamps and Registration Fees	1,46.39	1,79.73
	Total : <i>(b) Taxes on Property and Capital Transactions</i>	1,98.49	2,16.20
<i>(c) Taxes on Commodities and Services</i>			
0039	State Excise	1,39.01	1,24.20
0040	Sales Tax	22,87.47	31,29.78
0041	Taxes on Vehicles	2,33.30	2,80.06
0042	Taxes on Goods and Passengers	48.74	48.45
0043	Taxes and Duties on Electricity	54.62	97.23
0045	Other Taxes and Duties on Commodities and Services	75.48	50.28
	Total : <i>(c) Taxes on Commodities and Services</i>	28,38.62	37,30.01
	Total : A. Tax Revenue	78,45.04	60,89.29
B. Non-Tax Revenue			
<i>(a) Fiscal Services</i>			
0047	Other Fiscal Services
	Total : <i>(a) Fiscal Services</i>
<i>(b) Interest Receipts, Dividends and Profits</i>			
0049	Interest Receipts	69.44	75.40
0050	Dividends and Profits	0.01	0.02
	Total : <i>(b) Interest Receipts, Dividends and Profits</i>	69.45	75.42

**NO. 1
TRANSACTIONS**

(1)	Disbursement	Actuals	
		1999-2000 (2)	2000-2001 (3)
<i>(In lakhs of Rupees)</i>			
FUND			
	Expenditure Heads (Revenue Account)		
A.	General Services		
(a)	<i>Organs of State</i>		
2011	Parliament/ State/ Union Territory Legislatures	6,25.38	5,37.85
2012	President, Vice-President/ Governor/ Administrator of Union Territories	1,29.73	1,04.31
2013	Council of Ministers	2,01.28	1,62.77
2014	Administration of Justice	6,03.91	5,95.97
2015	Elections	10,76.70	5,78.69
	Total : (a) <i>Organs of State</i>	26,37.00	19,79.59
(b)	<i>Fiscal Services</i>		
(ii)	Collection of Taxes on Property and Capital Transactions		
2029	Land Revenue	12,01.34	8,59.56
2030	Stamps and Registration	52.18	35.96
	Total : (ii) Collection of Taxes on Property and Capital Transactions	12,53.52	8,95.52
(iii)	Collection of Taxes on Commodities and Services		
2039	State Excise	1,90.98	1,21.70
2040	Sales Tax	1,71.76	1,44.59
2041	Taxes on Vehicles	2,12.68	1,40.01
2045	Other Taxes and Duties on Commodities and Services	5.20	7.07
	Total : (iii) Collection of Taxes on Commodities and Services	5,80.62	4,13.37
(iv)	Other Fiscal Services		
2047	Other Fiscal Services	41.07	49.97
	Total : (iv) Other Fiscal Services	41.07	49.97
	Total : (b) <i>Fiscal Services</i>	18,75.21	13,58.86

Receipts		STATEMENT SUMMARY OF	
		Actuals	
(1)	1999-2000	2000-2001	
	(2)	(3)	
<i>(In lakhs of Rupees)</i>			
PART I - CONSOLIDATED			
(I) Revenue			
Receipt Heads (Revenue Account) -			
<i>Contd.</i>			
B. Non-Tax Revenue - Contd.			
<i>(c) Other Non-Tax Revenue</i>			
<i>(i) General Services</i>			
0051	Public Service Commission	0.15	0.24
0055	Police	71.32	96.63
0056	Jails	...	0.28
0058	Stationery and Printing	6.42	3.50
0059	Public Works	4,02.16	2,18.48
0070	Other Administrative Services	2,36.29	67.81
0071	Contributions and Recoveries towards Pension and Other Retirement Benefits	13.53	20.15
0075	Miscellaneous General Services	4,31.93	1,67.03
Total : <i>(i) General Services</i>		11,61.80	5,74.12
<i>(ii) Social Services</i>			
0202	Education, Sports, Art and Culture	81.72	2,15.94
0210	Medical and Public Health	79.07	26.04
0211	Family Welfare	2.27	0.65
0215	Water Supply and Sanitation	61.94	65.62
0216	Housing	43.11	58.23
0217	Urban Development	...	0.06
0220	Information and Publicity	2.33	0.35
0230	Labour and Employment	1.60	2.64
0235	Social Security and Welfare	3,19.35	3,16.21
0250	Other Social Services	...	0.31
Total : <i>(ii) Social Services</i>		5,91.39	6,86.05

**NO. 1
TRANSACTIONS**

(1)	Disbursement	Actuals	
		1999-2000 (2)	2000-2001 (3)
<i>(In lakhs of Rupees)</i>			
FUND -Contd.			
<i>Contd.</i>			
Expenditure Heads (Revenue Account) -Contd.			
A. General Services - Concl'd.			
<i>(c) Interest Payments and Servicing of Debt</i>			
2049	Interest Payments	1,31,96.46	1,77,15.66
Total : <i>(c) Interest Payments and Servicing of Debt.</i>		<u>1,31,96.46</u>	<u>1,77,15.66</u>
<i>(d) Administrative Services</i>			
2051	Public Service Commission	95.04	80.59
2052	Secretariat - General Services	15,38.11	12,56.24
2053	District Administration	12,43.79	8,60.26
2054	Treasury Accounts and Administration	4,09.68	3,00.10
2055	Police	1,68,70.29	1,27,32.27
2056	Jails	5,23.50	4,18.78
2058	Stationery and Printing	3,02.30	1,70.51
2059	Public Works	12,50.50	10,07.22
2070	Other Administrative Services	12,94.35	8,50.50
Total : <i>(d) Administrative Services</i>		<u>2,35,27.56</u>	<u>1,76,76.47</u>
<i>(e) Pensions and Miscellaneous General Services</i>			
2071	Pensions & Other Retirement Benefits	1,45,16.71	1,27,11.81
2075	Miscellaneous General Services	56.94	39.39
Total : <i>(e) Pensions and Miscellaneous General Services</i>		<u>1,45,73.65</u>	<u>1,27,51.20</u>
Total : A. General Services		<u>5,58,09.88</u>	<u>5,14,81.78</u>

Receipts		STATEMENT SUMMARY OF	
		Actuals	
(1)	1999-2000	2000-2001	
	(2)	(3)	
<i>(In lakhs of Rupees)</i>			
PART I - CONSOLIDATED			
(I) Revenue			
Receipt Heads (Revenue Account) - <i>Contd.</i>			
B. Non-Tax Revenue - Concl'd.			
<i>(c) Other Non-Tax Revenue - Concl'd.</i>			
<i>(iii) Economic Services</i>			
0401	Crop Husbandry	18.54	7.32
0402	Soil and Water Conservation	0.10	0.90
0403	Animal Husbandry	9.94	8.05
0404	Dairy Development	4.96	3.99
0405	Fisheries	11.38	6.09
0406	Forestry and Wild Life	79.42	97.22
0407	Plantations
0408	Food Storage and Warehousing	0.07	0.22
0415	Agricultural Research & Education	...	0.02
0425	Co-operation	4.68	5.25
0435	Other Agricultural Programme	2.91	0.74
0515	Other Rural Development Programmes	4.96	17.13
0552	North Eastern Areas
0701	Major and Medium Irrigation	37.87	30.74
0702	Minor Irrigation	4.54	6.95
0801	Power	22,21.73	26,33.47
0802	Petroleum	0.01	0.01
0810	Non-Conventional Sources of Energy	0.39	0.30
0851	Village and Small Industries	8.48	5.61
0852	Industries	0.01	0.17
0853	Non-ferrous Mining & metallurgical Industries	...	0.60
0875	Other Industries	4.12	0.74
1054	Roads and Bridges	7.26	1.69
1425	Other Scientific Research	0.08	0.02
1452	Tourism	18.55	0.74
1475	Other General Economic Services	2.15	2.10
Total : <i>(iii) Economic Services</i>		24,42.15	28,30.07
Total : <i>(c) Other Non-Tax Revenue</i>		41,95.34	40,90.24
Total : B. Non-Tax Revenue		42,64.79	41,65.66

**NO. 1
TRANSACTIONS**

(1)	Disbursement	Actuals	
		1999-2000 (2)	2000-2001 (3)
<i>(In lakhs of Rupees)</i>			
FUND -Contd.			
Contd.			
Expenditure Heads (Revenue Account) -Contd.			
B. Social Services			
<i>(a) Education, Sports, Art and Culture</i>			
2202	General Education	3,20,71.03	2,56,58.89
2203	Technical Education	2,43.26	2,26.71
2204	Sports and Youth Services	8,70.43	6,24.44
2205	Art and Culture	3,31.18	2,81.31
Total : (a) Education, Sports, Art and Culture		3,35,15.90	2,67,91.35
<i>(b) Health and Family Welfare</i>			
2210	Medical and Public Health	66,07.10	58,74.05
2211	Family Welfare	9,27.36	7,62.77
Total : (b) Health & Family Welfare		75,34.46	66,36.82
<i>(c) Water Supply, Sanitation, Housing and Urban Development</i>			
2215	Water Supply and Sanitation	14,39.23	7,49.99
2216	Housing	3,23.88	1,87.93
2217	Urban Development	2,71.12	1,61.44
Total : (c) Water Supply, Sanitation, Housing and Urban Development		20,34.23	10,99.36
<i>(d) Information and Broadcasting</i>			
2220	Information and Publicity	2,35.11	1,72.73
Total : (d) Information & Broadcasting		2,35.11	1,72.73
<i>(e) Welfare of Scheduled Castes, Scheduled Tribes and Other Backward Classes</i>			
2225	Welfare of Scheduled Castes, Scheduled Tribes and Other Backward Classes	29,29.85	20,21.09
Total : (e) Welfare of Scheduled Castes, Scheduled Tribes and Other Backward Classes		29,29.85	20,21.09

Receipts		STATEMENT SUMMARY OF Actuals	
		1999-2000 (2)	2000-2001 (3)
(1)		<i>(In lakhs of Rupees)</i>	
PART I – CONSOLIDATED (I) Revenue			
Receipt Heads (Revenue Account) - <i>Concl.</i>			
C.	Grants-In-Aid and Contributions		
1601	Grants-In-Aid from Central Government	6,69,37.97	7,90,36.92
1603	States' Share of Union Excise Duties	2,79,37.00	1,51,70.00
Total :C Grants-in-Aid and Contributions		<u>9,48,74.97</u>	<u>9,42,06.92</u>
Total : Receipt Heads (Revenue Account)		10,69,84.80	<u>10,44,61.87</u>

**NO. 1
TRANSACTIONS**

(1)	Disbursement	Actuals	
		1999-2000 (2)	2000-2001 (3)
<i>(In lakhs of Rupees)</i>			
FUND -Contd.			
Contd.			
Expenditure Heads (Revenue Account) -Contd.			
B. Social Services - Concl.			
<i>(f) Labour and Labour Welfare</i>			
2230	Labour and Employment	4,22.64	3,18.55
	Total : <i>(f) Labour and Labour Welfare</i>	<u>4,22.64</u>	<u>3,18.55</u>
<i>(g) Social Welfare and Nutrition</i>			
2235	Social Security Services	26,79.46	19,83.98
2236	Nutrition	2,33.94	3,69.31
2245	Relief on account of Natural Calamities	6,68.25	39.00
	Total : <i>(g) Social Welfare and Nutrition</i>	<u>35,81.65</u>	<u>23,92.29</u>
<i>(h) Others</i>			
2250	Other Social Services	13.62	1,36.87
2251	Secretariat - Social Services	3,18.53	2,43.17
	Total : <i>(h) Others</i>	<u>3,32.15</u>	<u>3,80.04</u>
	Total : B. Social Services	<u>5,05,85.99</u>	<u>3,98,12.23</u>
C. Economic Services			
<i>(a) Agriculture and Allied Activities</i>			
2401	Crop Husbandry	35,10.89	18,95.15
2402	Soil and Water Conservation	7,68.81	6,45.13
2403	Animal Husbandry	26,22.70	17,60.56
2404	Dairy Development	69.27	42.72
2405	Fisheries	10,35.70	7,66.27
2406	Forestry and Wild Life	20,46.09	14,43.02
2407	Plantations	7.84	5.95
2408	Food Storage and Warehousing	5,61.42	3,74.03
2415	Agricultural Research and Education	2,16.86	95.37
2425	Co-operation	8,24.20	5,52.29
2435	Other Agricultural Programme	4.05	1.00
	Total : <i>(a) Agriculture & Allied Activities</i>	<u>1,16,67.83</u>	<u>75,81.49</u>

		STATEMENT SUMMARY OF Actuals	
Receipts	1999-2000	2000-2001	
(1)	(2)	(3)	
	<i>(In lakhs of Rupees)</i>		
	PART I – CONSOLIDATED		
	(I) Revenue		

**NO. 1
TRANSACTIONS**

(1)	Disbursement	Actuals	
		1999-2000 (2)	2000-2001 (3)
<i>(In lakhs of Rupees)</i>			
FUND -Contd.			
<i>Contd.</i>			
Expenditure Heads (Revenue Account) - <i>Contd.</i>			
C. Economic Services - Contd.			
<i>(b) Rural Development</i>			
2501	Special Programmes for Rural Development	1,10.90	37.34
2505	Rural Employment	11,57.25	1,51.69
2515	Other Rural Development Programmes	12,75.52	9,91.64
	Total : <i>(b) Rural Development</i>	<u>25,43.67</u>	<u>11,80.67</u>
<i>(c) Special Areas Programmes</i>			
2552	North Eastern Areas	27.41	17.90
	Total : <i>(c) Special Areas Programmes</i>	<u>27.41</u>	<u>17.90</u>
<i>(d) Irrigation and Flood Control</i>			
2701	Major and Medium Irrigation	15,46.12	7,68.40
2702	Minor Irrigation	5,11.24	3,12.66
2705	Command Area Development	3,13.29	1,36.20
2711	Flood Control and Drainage	9,51.79	8,34.10
	Total : <i>(d) Irrigation and Flood Control</i>	<u>33,22.44</u>	<u>20,51.36</u>
<i>(e) Energy</i>			
2801	Power	30,96.24	46,98.61
2810	Non-Conventional Sources of Energy	51.64	13.52
	Total : <i>(e) Energy</i>	<u>31,47.88</u>	<u>47,12.13</u>
<i>(f) Industry and Minerals</i>			
2851	Village and Small Industries	31,00.01	23,98.69
2852	Industries	54.85	32.36
2853	Non-Ferrous Mining and Metallurgical Industries	1,21.24	85.65
	Total : <i>(f) Industry and Minerals</i>	<u>32,76.10</u>	<u>25,16.70</u>
<i>(g) Transport</i>			
3054	Roads and Bridges	26,22.85	18,04.18
3055	Transport	26.17	4.88
	Total : <i>(g) Transport</i>	<u>26,49.02</u>	<u>18,09.06</u>

Receipts (1)	STATEMENT SUMMARY OF Actuals	
	1999-2000 (2)	2000-2001 (3)
<i>(In lakhs of Rupees)</i>		
PART I – CONSOLIDATED (I) Revenue		

(2) Capital, Public Debt, Loans etc.

E. Public Debt			
6003	Internal Debt of the State Government	11,81,35.50	12,33,99.41
6004	Loans and Advances from the Central Government	92,86.84	2,36,90.92
	Total : E. Public Debt	<u>12,74,22.34</u>	<u>14,70,90.33</u>
F. Loans and Advances			
	Recoveries of Loans and Advances	55.83	52.10
	Total : F. Loans and Advances	<u>55.83</u>	<u>52.10</u>
	Total : Consolidated Fund	<u>23,44,62.97</u>	<u>25,16,04.30</u>

**NO. 1
TRANSACTIONS**

(1)	Disbursement		Actuals	
	1999-2000 (2)	2000-2001 (3)	1999-2000 (2)	2000-2001 (3)
<i>(In lakhs of Rupees)</i>				
FUND -Concl.				
Concl.				
Expenditure Heads (Revenue Account) - <i>Concl.</i>				
C. Economic Services - Concl.				
<i>(i) Science, Technology and Environment</i>				
3425	Other Scientific Research	99.10	43.72	
3435	Ecology and Environment	65.63	64.99	
Total : <i>(i) Science, Technology and Environment</i>		<u>1,64.73</u>	<u>1,08.71</u>	
<i>(j) General Economic Services</i>				
3451	Secretariat - Economic Services	8,14.28	4,59.36	
3452	Tourism	1,20.08	95.90	
3454	Census Surveys and Statistics	4,93.82	4,06.39	
3475	Other General Economic Services	1,75.50	1,10.05	
Total : <i>(j) General Economic Services</i>		<u>16,03.68</u>	<u>10,71.70</u>	
Total : C. Economic Services		<u>2,84,02.75</u>	<u>2,10,49.72</u>	
Total : Expenditure Heads (Revenue Account)		<u>13,47,98.62</u>	<u>11,23,43.73</u>	
Revenue Surplus(+)/Deficit(-)		<u>(-)2,78,13.82</u>	<u>(-) 78,81.86</u>	
(2) Capital, Public Debt, Loans etc.				
Expenditure Heads (Capital Account)				
<i>(Figures for each Major head are given in Statement No. 2)</i>				
		<u>3,63,76.51</u>	<u>1,47,49.53</u>	
E. Public Debt				
6003	Internal Debt of the State Government	12,61,60.55	10,68,28.06	
6004	Loans and Advances from the Central Government.	28,93.58	87,10.01	
Total : E. Public Debt.		<u>12,90,54.13</u>	<u>11,55,38.07</u>	
F. Loans and Advances				
Loans and Advances		<u>2,60.18</u>	<u>81.75</u>	
Total : F. Loans and Advances		<u>2,60.18</u>	<u>81.75</u>	
Total : Consolidated Fund		<u>30,04,89.44</u>	<u>24,27,13.08</u>	

Receipts (1)	STATEMENT SUMMARY OF Actuals	
	1999-2000 (2)	2000-2001 (3)
	<i>(In lakhs of Rupees)</i>	
PART III - PUBLIC		
I. Small Savings, Provident Funds, etc ^(B)	3,34,04.91	1,54,35.86
J. Reserve Funds ^(C)		
Reserve Funds not bearing Interest	2,63.50	39.00
K. Deposits and Advances ^(C)		
Deposits bearing interest
Deposits not bearing Interest	87,88.27	43,85.24
Advances	5,92.68	2,41.88
L. Suspense and Miscellaneous ^(C)	2,96,22.79	6,10,09.61
M. Remittances ^(C)	4,25,12.02	2,84,07.80
Total : Public Account	<u>11,51,84.17</u>	<u>10,95,19.39</u>
Total : Receipts	<u>34,96,47.14</u>	<u>36,11,23.69</u>
Opening Cash Balance :	<u>1,39,09.55</u>	<u>(-) 1,24,62.72</u>
Grand Total :	<u>36,35,56.69</u>	<u>34,86,60.97</u>

^(B) A more detailed account is given in Statement No. 16

^(C) A more detailed account is given in Statement No. 15

**NO. 1
TRANSACTIONS**

(1)	Disbursement		Actuals	
	1999-2000 (2)	2000-2001 (3)		
	<i>(In lakhs of Rupees)</i>			
ACCOUNT				
I. Small Savings, Provident Funds, etc ^(B)	46,02.88	62,93.38		
J. Reserve Funds ^(C)				
Reserve Funds not bearing Interest	21.21	1.00		
K. Deposits and Advances ^(C)				
Deposits bearing Interest	0.10	...		
Deposits not bearing Interest	93,59.34	57,03.73		
Advances	5,94.27	2,41.96		
L. Suspense and Miscellaneous ^(C)	1,65,84.69	5,04,48.46		
M. Remittances ^(C)	4,43,67.48	2,07,19.65		
Total : Public Account	<u>7,55,29.97</u>	<u>8,34,08.18</u>		
Total : Disbursements	<u>37,60,19.41</u>	<u>32,61,21.26</u>		
Closing Cash Balance :	<u>-1,24,62.72</u>	<u>2,25,39.71</u>		
Grand Total :	<u>36,35,56.69</u>	<u>34,86,60.97</u>		

^(B) A more detailed account is given in Statement No. 16

^(C) A more detailed account is given in Statement No. 15

STATEMENT NO. 1 - Contd.*Explanatory Notes*

The transactions on revenue account resulted in deficit of Rs. 78.82 crores in 2000-2001 as against deficit of Rs.2,78.14 crores in 1999-2000. Taking into account the transactions other than on revenue account, Public Account, there was an overall surplus of Rs. 3,50.02 crore during 2000-2001 as against deficit of Rs. 2,63.73 crore during 1999-2000 as indicated below :-

(1)	1999-2000 (2) <i>(In crores of rupees)</i>	2000-2001 (3)
Opening Cash Balance	1,39.10	(-) 1,24.63
Part-I - Consolidated Fund		
(a) Transactions on Revenue Account		
(i) Receipts	10,69.85	10,44.62
(ii) Expenditures	13,47.99	11,23.44
Revenue surplus (+)/Deficit (-)	(-)2,78.14	(-) 78.82
(b) Transactions other than on Revenue Account		
(i) Capital Expenditure - Payments(-)	(-)3,63.77	(-) 1,47.49
(ii) Public Debt (net)- Receipts(+)/ Payments(-)	(-) 16.32	(+) 3,15.52
(iii) Loans and Advance by the State Government (net) - Payment(-)	(-) 2.04	(-) 0.30
Total : Consolidated Fund - (net) ^{"A"}	(-)6,60.27	(+) 88.91
Part- III : Public Account		
Small Savings, Provident Funds, Reserve Funds, Deposits and Advances and Suspense and Miscellaneous (net) - Receipts (+)/ Payments (-)	(+)4,15.09	(+) 1,84.23
Remittances (net) -Receipts (+)/ Payments (-)	(-) 18.55	(+) 76.88
Total : :Public Account (net) -Receipts (+)/ Payments (-)	(+)3,96.54	(+) 2,61.11
Overall deficit (-)/ surplus (+)	(-)2,63.73	(+) 3,50.02
Closing cash balance	(-)1,24.63	(+) 2,25.39

^{"A"} corrected

STATEMENT NO. 1 - Contd.

- 2.(a) Receipts from Government of India: Of the revenue receipts of Rs.10,44.62 crores in 2000-2001, Rs. 9,53.89 crores were received from the Government of India as follows :-

	Amount (In crores of Rupees)
(i) Taxes on Income Other than Corporation Tax	11.82
(ii) Grants-in-aid from the Central Government	7,90.37
(iii) State share of Union Excise Duties	1,51.70
Total :	<u>9,53.89</u>

- (b) Revenue raised by the Government :
The revenue raised by the State Government was
Rs. 90.73 crores and comprised of the following :

	(In crores of rupees)
(i) Tax Revenue	49.07
(ii) Non-Tax Revenue	41.66
	<u>90.73</u>

3. Taxation charges during the year : No new tax was levied during the year.
4. *Revenue receipts* : There was a net decrease of Rs. 25.23 crores in the revenue receipts. The decrease was from Rs.10,69.85 crores to Rs.10,44.62 crores during the year 1999-2000 to 2000-2001. The decrease occurred mainly under :-

<i>Major Head of Account</i> (1)	<i>Increase</i> (2)	<i>Main reasons</i> (3)
<i>(In crores of rupees)</i>		
0021 Other taxes on Income other than Corporation Tax	26.65	Less receipts under net proceeds of Income other than Corporation tax.
0059 Public Works	1.84	Less collection on other receipts of other buildings
0070 Other Administrative Services	1.68	Less collection on sale proceeds of election forms, documents etc.
0075 Misc. General Services	2.65	Less collection on State Lotteries
1603 State's share of Union Excise Duties	1,27.67	Decrease in State share of Union Excise Duties.

These decreases were partly off-set by increases mainly under:-

<i>Major Head of Account</i> (1)	<i>Decrease</i> (2)	<i>Main reasons</i> (3)
<i>(In crores of rupees)</i>		
0040 Sales Tax	8.42	More receipts of Sales tax
0202 Education, Sports, Art & Culture	1.34	More receipts under General Education
0801 Power	4.11	More collection from consumers

STATEMENT NO. 1 - Concl'd.

<i>Major Head of Account</i> (1)	<i>Decrease</i> (2)	<i>Main reasons</i> (3)
<i>(In crores of rupees)</i>		
1601 Grants-in aid from Central Govt.	1,20.99	Increase in Grant-in-Aid from Central Govt.

5. *Expenditure on Revenue Account* : There was a net increase of Rs.2,24.55 crores in the expenditure on Revenue Account. The decrease was from Rs.13,47.99 crores to Rs.11,23.44 crores during the year 1999-2000 to 2000-2001. The decrease occurred mainly under :-

<i>Major Head of Account</i> (1)	<i>Decrease</i> (2)	<i>Main reasons</i> (3)
<i>(In crores of rupees)</i>		
2055 Police	41.38	Less expenditure on Special Police force and Wireless and Computers.
2071 Pensions & Other Retirement Benefits	18.05	Less expenditure on pensioners
2202 General Education	64.12	Less expenditure on Primary, Secondary, University and Higher Educations
2401 Crop Husbandry	16.16	Less expenditure Direction & Administration, Food Grain Crops etc.
2505 Rural Employment	10.05	Less expenditure on Jawahar Rojgar Yojna and other expenditure.

These decreases were partly off-set by increases mainly under :-

<i>Major Head of Account</i> (1)	<i>Increase</i> (2)	<i>Main reasons</i> (3)
<i>(In crores of rupees)</i>		
2049 Interest Payment	45.19	More payment of Interest on Loans from Autonomous or Statutory Organisations
2801 Power	16.03	More expenditure on Purchase of Power

STATEMENT NO. 2
CAPITAL OUTLAY-PROGRESSIVE CAPITAL OUTLAY TO THE END OF 2000-2001

<i>Nature of expenditure</i>	<i>Expenditure to the end of 1999-2000</i>	<i>Expenditure during 2000-2001</i>	<i>Expenditure to the end of 2000-2001</i>
(1)	(2)	(3)	(4)
	<i>(In lakhs of rupees)</i>		
4059 Capital Outlay on Public Works	98,42.69	1,91.53	1,00,34.22
4070 Capital Outlay on Other Administrative Service	64.27	...	64.27
4202 Capital Outlay on Education, Sports, Art and Culture	1,64,70.61	11,35.66	1,76,06.27
4210 Capital Outlay on Medical and Public Health	21,95.79	24.69	22,20.48
4211 Capital Outlay on Family Welfare	3,20.24	...	3,20.24
4215 Capital outlay on Water Supply and Sanitation	3,63,87.87	28,04.26	3,91,92.13
4216 Capital Outlay on Housing	79,47.31	30.02	79,77.33
4217 Capital Outlay on Urban Development	22,34.29	...	22,34.29
4220 Capital Outlay on Information and Publicity	17.47	...	17.47
4225 Capital Outlay on Welfare of Scheduled Castes, Scheduled Tribes and other Backward Classes	1,34.99	...	1,34.99
4235 Capital Outlay on Social Security and Welfare	1,70.86	...	1,70.86
4250 Capital Outlay on other Social Services	1,53.55	...	1,53.55
4401 Capital Outlay on Crop Husbandry	10,54.38	(-) 10.07	10,44.31
4402 Capital Outlay on Soil and Water Conservation	18,41.01	...	18,41.01
4403 Capital Outlay on Animal Husbandry	8,23.46	0.96	8,24.42
4404 Capital Outlay on Dairy Development	1,18.91	...	1,18.91
4405 Capital Outlay on Fisheries	2,88.73	...	2,88.73
4406 Capital Outlay on Forestry and Wild life	7.42	...	7.42

STATEMENT No. 2 -Contd.
CAPITAL OUTLAY-PROGRESSIVE CAPITAL OUTLAY TO THE END OF 2000-2001

<i>Nature of expenditure</i>	<i>Expenditure to the end of 1999-2000</i>	<i>Expenditure during 2000-2001</i>	<i>Expenditure to the end of 2000-2001</i>
(1)	(2)	(3)	(4)
	<i>(In lakhs of rupees)</i>		
4408 Capital Outlay on Food Storage and Warehousing	5,25.02	2,34.92	7,59.94
4415 Capital Outlay on Agricultural Research and Education	10,92.37	65.27	11,57.64
4416 Investments in Agricultural Financial Institutions	2,48.41	...	2,48.41
4425 Capital Outlay on Co-operation	19,33.01	4.50	19,37.51
4515 Capital Outlay on Other Rural Development Programmes	42.88	14.47	57.35
4552 Capital Outlay on North Eastern Areas	69,07.00	1,83.93	70,90.93
4701 Capital Outlay on Major and Medium Irrigation	4,33,85.44	20,81.85	4,54,67.30
4702 Capital Outlay on Minor Irrigation	47,67.66	1,60.99	49,28.65
4705 Capital Outlay on Command Area Development	13.61	...	13.61
4711 Capital Outlay on Flood Control Projects	48,03.90	44.03	48,47.93
4801 Capital Outlay on Power Projects	6,27,98.65	50,79.26	6,78,77.91
4851 Capital Outlay on Village and Small Industries	20,06.98	4,13.59	24,20.57
4852 Capital Outlay on Iron and Steel Industries	52.15	...	52.15
4853 Capital Outlay on Non-Ferrous Mining and Metallurgical Industries	38.37	...	38.37
4854 Capital Outlay on Cement and Non-Metallic Mineral Industries	1,39.85	...	1,39.85
4859 Capital Outlay on Telecommunication and Electronic Industries	1,89.40	...	1,89.40

STATEMENT NO. 2 -Concl'd.
CAPITAL OUTLAY-PROGRESSIVE CAPITAL OUTLAY TO THE END OF 2000-2001

<i>Nature of expenditure</i>	<i>Expenditure to the end of 1999-2000</i>	<i>Expenditure During 2000-2001</i>	<i>Expenditure to the end of 2000-2001</i>
(1)	(2)	(3)	(4)
	<i>(In lakhs of rupees)</i>		
4860 Capital Outlay on Consumer Industries	26,50.85	0.09	26,50.94
4885 Other Capital Outlay on Industries and Minerals	3,07.55	...	3,07.55
5054 Capital Outlay on Roads and Bridges	5,51,10.53	20,97.63	5,72,08.16
5055 Capital Outlay on Road Transport	32,21.41	1,87.00	34,08.41
5425 Capital Outlay on other Scientific and Environmental Research	85.35	4.95	90.30
5452 Capital Outlay on Tourism	5,07.96	...	5,07.96
Total :	27,09,02.20	1,47,49.53	28,56,51.73

Explanatory Notes

1. The Government invested Rs. 4,80.77 lakhs during 2000-2001 out of which Rs.1,87.00 lakhs was invested in Statutory Corporations. The details of the Government investments as at the end of March 2001 are given in Statement No. 13. The investments as at the end of 1998-99, 1999-2000 and 2000-2001 as also Dividend / Interest received by the Government thereon during those years are given in Appendix-I.
2. The financial results of the working of the departmentally managed Commercial Undertakings as disclosed in the latest available Proforma Accounts are as follows :
 - (i) 4408 Capital Outlay on Food Storage and Warehousing

The accumulated loss by the Food and Civil Supply Department on the "Scheme for purchase of food grains" to the end of March 1986, the year upto which Proforma Accounts have been received was Rs. 73.91 crores. The accounts for the years from 1986-87 to 2000-2001 were in arrears.
 - (ii) 4801 Capital Outlay on Power Project

The accumulated loss sustained by the Manipur Electric Supply Undertakings to the end of 1982-83, the year up to which Proforma Accounts have been received was Rs. 59.19 crores. The accounts for the years 1983-84 to 2000-2001 were in arrears.

STATEMENT No. 3**DEBT POSITION
(i) STATEMENT OF BORROWINGS**

<i>Nature of borrowing</i>	<i>Balance on 1st April 2000</i>	<i>Receipts During the year</i>	<i>Repayments During the year</i>	<i>Balance on 31st March 2001</i>	<i>Net Increase + Decrease -</i>
(1)	(2)	(3)	(4)	(5)	(6)
<i>(In crores of rupees)</i>					
E Public Debt					
1 Internal Debt of the State Govt.	6,53.98	12,33.99	10,68.28	8,19.69	+ 1,65.71
2 Loans & Advances from the Central Govt.	3,98.83	2,36.91	87.10	5,48.64	+ 1,49.81
Total: Public Debt	10,52.81	14,70.90	11,55.38	13,68.33	+ 3,15.52
I. Small Savings, Provident Funds, etc.	4,67.67	1,54.36	62.93	5,59.10	+ 91.43
Total :	4,67.67	1,54.36	62.93	5,59.10	+ 91.43
Grand Total :	15,20.48	16,25.26	12,18.31	19,27.43	+ 4,06.95

No law has been passed by the Legislature of the State under the provisions of Article 293 of the Constitution laying down the limit within which Government may borrow on the security of the Consolidated Fund of the State.

Explanatory Notes

1. *Internal Debt of the State Government* - This covers mainly long term loans raised in the open market, borrowings from autonomous bodies like the Life Insurance Corporation of India, National Co-operative Development Corporation, etc., and borrowings of a purely temporary nature repayable within twelve months, such as ways and means advances from the Reserve Bank of India.

(i) Market Loans bearing interest.

During the year, a loan of Rs. 25.20 crores was raised redeemable at par in 2010 and carrying 10.25 per cent interest for Rs.15.76 crores and 12.00 per cent for Rs.9.44 crores.

(ii) Loans from the Life Insurance Corporation of India.

The State Government received no loan from the Life Insurance Corporation of India during the year 2000-2001 but paid Rs. 0.19 crore in repayment of outstanding loans. The State Government did not raise any loan from the General Insurance Corporation of India during 2000-2001.

STATEMENT No. 3 - *Contd.*

DEBT POSITION
(i) STATEMENT OF BORROWINGS

(iii) Loans from the National Bank for Agricultural and Rural Development.

These loans are meant for contribution to Share Capital of the Co-operative Credit Institutions.

(iv) Loans from other Institutions

Position of loans is given in Annexure to Statement No. 16

(v) Ways and Means Advances from the Reserve Bank of India.

These are borrowings of the purely temporary nature to cover the deficit in the minimum cash balance of Rs. 24 lakhs required to be maintained with the Bank. In addition to the Ways and Means Advances, Overdrafts are given by the Bank, if the State Government has a minus balance even after availing of the maximum advance. The State Government obtained Ways and Means Advances and Overdrafts to the extent indicated below from the Reserve Bank of India during 2000-2001.

	<i>Opening Balance</i>	<i>Receipts</i>	<i>Repay- ments</i>	<i>Balance as on 31st March 2000</i>	<i>Interest Paid</i>
	(1)	(2)	(3)	(4)	(5)
	(In crores of rupees)				
1) Ways and Means Advances	28.21	2,09.03*	1,95.41	41.83	2.03
2) Shortfall and Overdrafts	2,76.84	9,82.08	8,58.42	4,00.50	5.73
Total :	<u>3,05.05</u>	<u>11,91.11</u>	<u>10,53.83</u>	<u>4,42.33</u>	<u>7.76</u>

2. *Loans and Advances from the Central Government* - Details of loans taken by the State from Government of India are given in Annexure to Statement No.16.

Arrangements for amortisation - The Government of Manipur have not considered any arrangement necessary for amortisation of loans taken from Government of India; their view is that in the present context when all the resources available with the State are mobilized for financing development schemes and when no real surplus is available for redemption of debt, there is no reasons for disturbing the revenue accounts by including provision for non-obligatory sinking funds for repayment of loans.

3. *Small Savings, Provident Funds, etc.* - This comprises the provident fund balances of Government servants and certain other funds. The particulars are given in Statement No. 16.

* The figure including adjustment amounting to Rs.0.31 crore relating to the period of February, 1998.

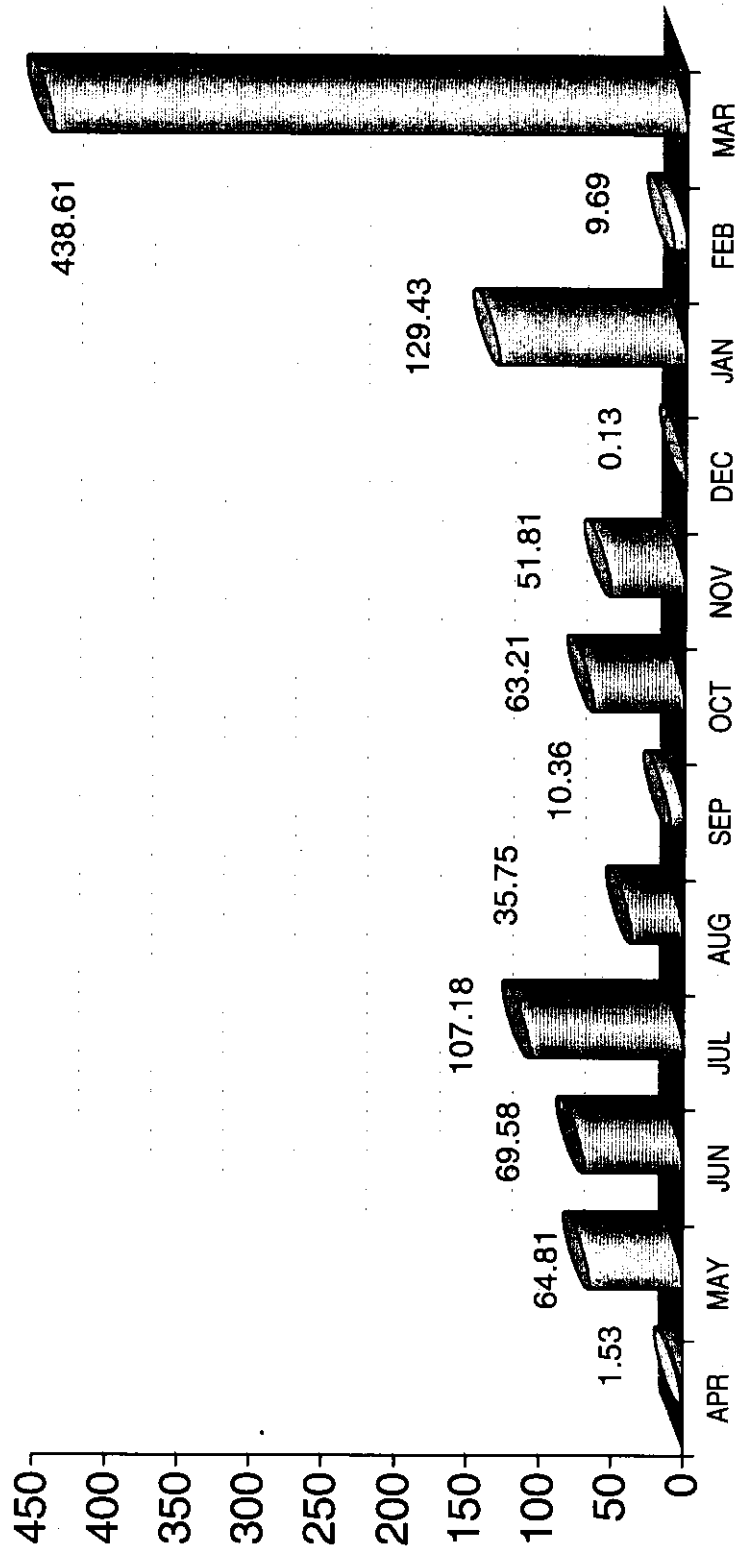
STATEMENT No. 3 - *Contd.***DEBT POSITION**
(ii) OTHER OBLIGATIONS

In addition to the above, the balance at the credit of earmarked and other funds as also certain deposits, to the extent to which they have not been invested but are merged with the general cash balance of Government, also constitute the liability of Government. The amount of such liability at the end of 2000-2001 was Rs.1,65.22 crores as shown below; further details are given in Statement Nos. 15 and 18 :

<i>Nature of borrowing</i>	<i>Balance on 1st April 2000</i>	<i>Receipts During the year</i>	<i>Repayments During the year</i>	<i>Balance on 31st March 2001</i>	<i>Net Increase + Decrease -</i>
(1)	(2)	(3)	(4)	(5)	(6)
	(In crores of rupees)				
Interest bearing obligations -					
Deposits of Local Funds, etc.	2.36	2.36	...
Non-Interest Bearing obligations					
(i) Other earmarked funds, etc.	13.52	0.39	0.01	13.90	+0.38
(ii) Deposits of Local Funds, Civil Deposits, etc.	1,62.15	43.85	57.04	1,48.96	- 13.19
Total:	1,78.03	44.24	57.05	1,65.22	- 12.81

OVERDRAFT OF THE STATE DURING 2000-2001

(Rupees in Crores)



STATEMENT NO. 3 - *Concl.*

DEBT POSITION
(iii) SERVICE OF DEBT

Interest on debt and other obligations - The outstanding gross debt and other obligations and the total net amount met from revenue during 1999-2000 and 2000-2001 on interest charged thereon were as shown below :

(1)	1999-2000 (2)	2000-2001 (3)	<i>Net Increase + Decrease - During the year (4)</i>
	(In crores of rupees)		
Gross debt outstanding at the end of the year	15,20.48	19,27.43	+4,06.95
Other obligations at the end of the year.	1,78.03	1,65.22	-12.81
<i>(i) Interest paid by Government - On Public Debt and Small Savings, Provident Funds, etc.</i>	1,31.96	1,77.16	+45.20
<i>(ii) Deduct -</i>			
(a) Interest received on loans and advances given by Government.	0.63	0.13	-0.50
(b) Interest realised on investment of cash balances	0.53	0.62	+ 0.09
(iii) Net amount of interest charges	1,30.80	1,76.41	+ 45.61
Percentage of gross interest [Item (i)] to total revenue receipts	12.33	16.96	+ 4.63
Percentage of net interest [Item (iii)] to total revenue receipts.	12.23	16.89	+ 4.66

STATEMENT NO. 4

LOANS AND ADVANCES BY THE STATE GOVERNMENT
(i) STATEMENT OF LOANS AND ADVANCES

Category of loans and advances (1)	Outstanding on 1 st April, 2000 (2)	Paid during the year (3)	Repaid during the year (4)	Outstanding on 31 - 03 - 2001 (5)	Net Addition + Reduction - during the year (6)
(In lakhs of rupees)					
6202 Loans for Education, Sports, Art and Culture	10.73	10.73	...
6215 Loans for Water Supply and sanitation	5,67.91	36.90	...	6,04.81	(+ 36.90)
6216 Loans for Housing	19,80.48	...	0.58	19,79.90	(-) 0.58
6217 Loans for Urban Development	88.69	88.69	...
6225 Loans for Welfare of Scheduled Castes/ Scheduled Tribes and Other Backward Classes	2.40	2.40	...
6235 Loans for Social Security and Welfare	34.68	34.68	...
6401 Loans for Crop Husbandry	1,25.79	1,25.79	...
6403 Loans for Animal Husbandry	0.50	0.50	...
6405 Loans for Fisheries	21.60	...	0.38	21.22	- 0.38
6425 Loans for Co-operation	11,45.49	5.75	1.51	11,49.73	+ 4.24
6515 Loans for Other Rural Development Programmes	0.78	0.78	...
6851 Loans for Village and Small Industries	6,06.46	...	0.33	6,06.13	- 0.33
7610 Loans to Government Servants, etc.	5,05.18	39.10	49.30	4,94.98	- 10.20
7615 Miscellaneous Loans	8.46	8.46	...
Total :	<u>50,99.15</u>	<u>81.75</u>	<u>52.10</u>	<u>51,28.80</u>	<u>+ 29.65</u>

Note: A more detailed account is given in Statement No. 17

(ii) RECOVERIES IN ARREARS

(a) The arrears in recovery of the loans given to the Imphal Municipality, detailed accounts of which are maintained in Accounts Office were Rs.8.70 lakhs (Principal Rs.2.62 lakhs and interest Rs. 6.08 lakhs) on 31st March, 2001.

(b) The position of arrears in recovery of Loans as on 31st March, 2001 detailed accounts of which are maintained by departmental officers has not been received from departments (September, 2001).

STATEMENT NO. 5

**GUARANTEES GIVEN BY THE GOVERNMENT FOR REPAYMENT OF LOANS,
ETC. RAISED BY THE STATUTORY CORPORATIONS, LOCAL BODIES AND
OTHER INSTITUTIONS**

The Guarantees given by the Government are given below :-

Loans (1)	Maximum amount Guaranteed (Principal only) (2)	Sum Guaranteed outstanding as on 31 st . March 2001 <i>(In lakhs of rupees)</i> (3)	Interest (4)
(i) Raised by Manipur State Road Transport Corporation from Industrial Development Bank of India for purchase of 60 buses and 20 trucks.	3,00.00	(a)	(a)
(ii)(a) Raised by Manipur State Apex Long Term Co-operatives Housing Society Limited from Life Insurance Corporation of India for payment of Housing Loan to the members of the Society	2,00.00	2.00	(a)
(b) Housing and Urban Development Corporation, New Delhi.	3,38.10	1,60.12	(a)
(iii) Raised by the Manipur State Co-operatives Bank Limited for financing seasonal agricultural operations and marketing of crops as well as for refinancing of different agricultural schemes.	15,50.00	(a)	(a)
(iv) Advanced by Indian Overseas Bank Limited to Fishery Projects under the Fish Farm Development Agency, Manipur.	75.00	(a)	(a)
(v) Advanced by Tea Board for Tea Boards' New Tea Unit financing scheme Loans to Manipur Plantation Crops Corporation Limited for cultivation of tea.	1,14.00	1,14.00	5.14

^(a) Information from the Government for the year 1996-97, 1997-98, 1998-99, 1999-2000, 2000-2001 is awaited (September, 2001).

(vi) Raised by Manipur Spinning Mills Corporation Limited from Industrial Development Bank of India for procurement of Plant & Machineries and also from State Bank of India for purchase of raw materials	35.00	(a)	(a)
(vii) Raised by Manipur Industrial Development Corporation Limited for financing the Small Scale Industries Development Corporation	50.00	(a)	(a)
(viii) Raised by Manipur Handloom and Handicrafts Development Corporation Ltd. from Urban Co-operative Bank Ltd. as working capital.	15.00	(a)	(a)
(ix) Raised by P.D.A. Manipur from HUDCO for implementation of Cash Loan Housing Scheme.	3,72.00	(a)	(a)
(x) Raised by Manipur Spinning Mills Corporation Ltd. from			
(i) IDBI	49.00	(a)	(a)
(ii) SBI, Imphal	24.00	(a)	(a)
(iii) Cotton Corporation of India	1,00.00	(a)	(a)

Under Section 6 of the State Financial Corporation Act 1951, the shares of a State Financial Corporation are to be guaranteed by the State Government as to repayment of Principal and payment of annual dividend. Again under Section 7 of the above Act, the bonds and debentures of a State Financial Corporation are to be guaranteed by the State Government as to the repayment of Principal and payment of Interest. Guarantees are also to be given under Section 8 of the Act *ibid* for repayment of principal and interest on fixed deposits accepted by a State Financial Corporation. In the case of Assam Financial Corporation, such guarantees under Sections 6, 7 and 8 of the Act were given jointly by the Government of India on behalf of the erstwhile Union Territories of Manipur and Tripura (which developed on the successor Manipur and Tripura States on their becoming States from 21st January, 1972) and the Government of the composite State Assam. The contingent liability is to be shared in the ratio of 2:4:8 by the Government of Manipur, Tripura and Assam respectively. Information regarding Manipur's share of actual amount guaranteed under the above section on behalf of the Assam Financial Corporation and outstanding as on 31st March, 2001 has not been received from Government (*September, 2001*).

^(a) Information from the Government for the year 1996-97, 1997-98, 1998-99, 1999-2000, 2000-2001 is awaited *September 2001*).

STATEMENT NO. 6
CASH BALANCES AND INVESTMENTS OF CASH BALANCES

	As on 1 st April 2000	As on 31 st March 2001
(1)	(2)	(3)
	(In lakhs of rupees)	
(a) General Cash Balances		
1. Cash in treasuries	3,36.39	3,65.67
2. Deposits with Reserve Bank	-1,09,28.23	1,15,55.93
3. Remittance in Transit	- 18,70.88	1,06,18.11
Total :	-1,24,62.72	2,25,39.71
3. Investments held in the Cash Balance Investment Account	4,52.83	4,52.83
Total : (a)	- 1,20,09.89	2,29,92.54
(b) Other Cash balances and Investments		
1. Cash with departmental Officers, viz., Public Works, Forest Departments.	6,15.01	16,18.25
2. Permanent advances for contingent expenditure with departmental officers	2.21	2.21
Total : (b)	6,17.22	16,20.46
Total : (a) & (b)	- 1,13,92.67	2,46,13.00

Explanatory Notes

1. (a) The Cash Balance represents the combined balances of the Consolidated Fund and Public Account.
(b) The balance under "Deposits with Reserve Bank" on ETC. AS ON 31ST MARCH 2001 has been arrived at after taking into account the inter-Government monetary settlement advised to the Bank up to 25th April 2001.
2. Under an agreement with the Reserve Bank of India the Government has to maintain with the bank a minimum cash balance of Rs.24 lakhs on all working days. The bank informs the Government of its daily balance with the bank at the close of each working day. If the balance falls below this minimum, the shortfall is initially made good by selling Government of India Treasury bills held by the State Government and thereafter by taking Ways and Means Advances from the bank. The limit of ordinary Ways and Means Advances has been fixed at Rs.25.00 crores. The bank has also agreed to give Special (Secured) Ways and Means Advances upto a maximum of Rs. 6.40 crores against the pledge of Government of India Securities. If even after the maximum advance is given there is still a shortfall in the minimum cash balance, the shortfall is left uncovered. Overdrafts are given by the bank if the State Government has a minus balance even after availing of the maximum advance.

STATEMENT NO. 6 -Contd

CASH BALANCES AND INVESTMENTS OF CASH BALANCES

Interest is payable on advances, shortfalls and overdrafts as follows:

<u>Category</u>	<u>Period</u>	<u>Rate of Interest</u>
Advances	First 90 days	1 per cent below the bank rate
	Beyond 90 days upto 180 days	1 per cent above the bank rate
	Beyond 180 days	2 per cent below the bank rate
Shortfalls		1 per cent below the bank rate
Overdrafts	Upto and including the 7 th day	Bank rate
	Beyond the 7 th day	3 per cent above the bank rate

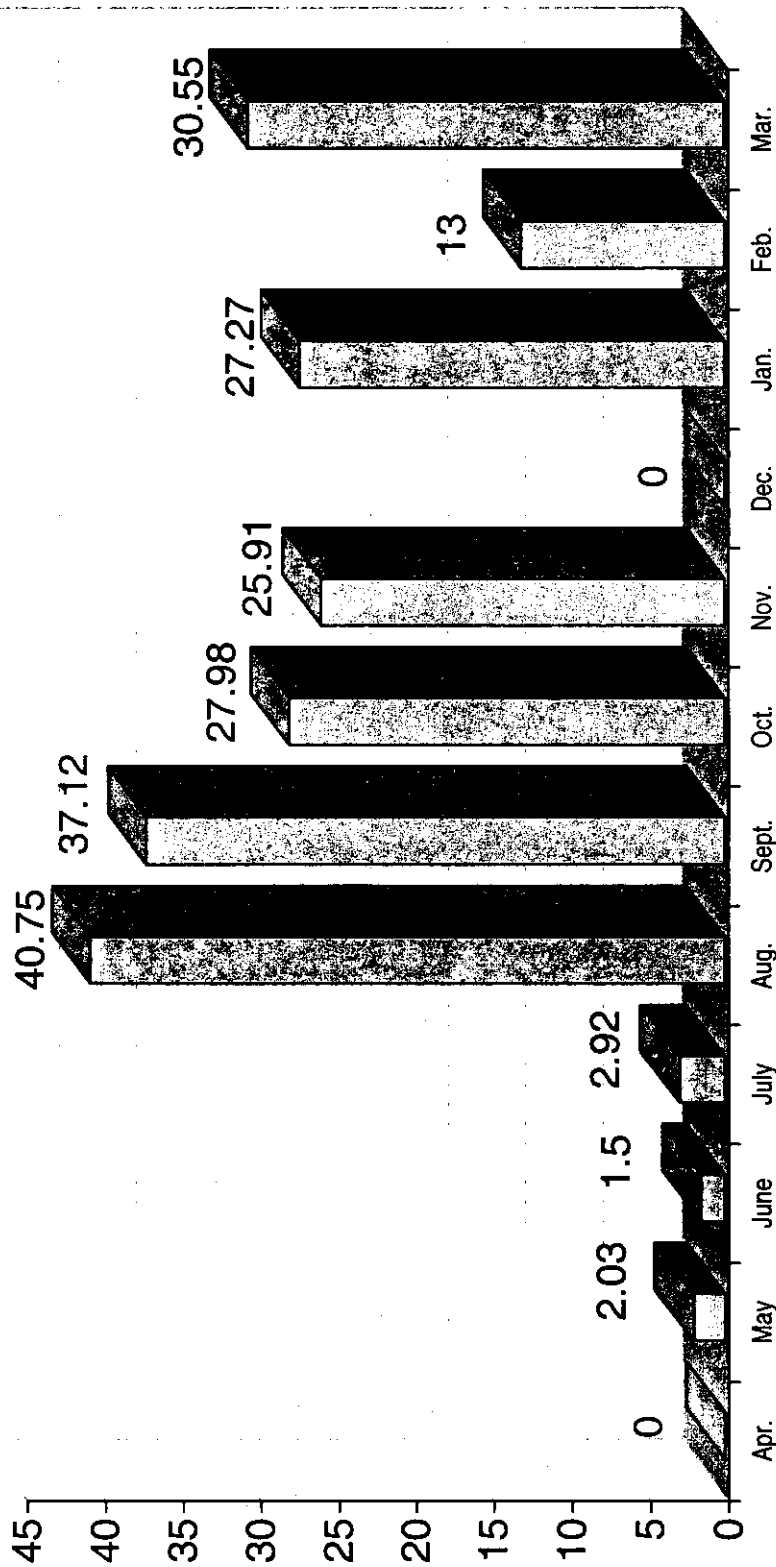
The bank rate of interest was 10 per cent per annum.

The extent to which Government was able to maintain the minimum balance with the bank during the year 2000-2001 is given below :

(1) Number of days on which the minimum balance was maintained without obtaining any advance	211
(2) Number of days on which the minimum balance was maintained by taking ordinary Ways and Means Advance only.	24
(3) Number of days on which the minimum balance was maintained by taking Special Ways and Means Advance only.	21
(4) Number of days on which there was shortfall from the agreed minimum balance even after availing the ordinary and special Ways and Means Advances to the full extent but no overdrafts were taken.	1
(5) Number of days which overdrafts were taken.	108
Total :	<u>365</u>

3. The Ordinary and Special (Secured) Ways and Means Advances taken and repaid together with interest during 2000-2001 are indicated in Note 1(v) below Statement No. 3.

**WAYS AND MEANS ADVANCES TAKEN
DURING 2000-2001
(Rupees in Crores)**



STATEMENT NO. 6 -*Concl'd.*

CASH BALANCES AND INVESTMENTS OF CASH BALANCES

4. The investment made during 2000-2001 from out of the General Cash Balance were in Government of India Treasury Bills and Securities.

The following is an analysis of investments held in Cash Balance Investment Account :

	Opening balance on 1 st April 2000	Purchase during 2000-2001	Sales during 2000 - 2001	Closing balance on 31 st . March 2001	Interest realised during the year
					(In lakhs of rupees)
<i>Short Term Investments :</i>					
Government of India Treasury Bills	1.82	1,25,43.00	1,25,43.00	1.82	4.35
<i>Long Term Investments :</i>					
Securities of the Government of India	4,43.00	4,43.00	57.81
Total :	4,44.82	1,25,43.00	1,25,43.00	4,44.82	62.16

STATEMENT NO. 7
SUMMARY OF BALANCES UNDER CONSOLIDATED FUND, CONTINGENCY
FUND AND PUBLIC ACCOUNT

The following is a summary of the balances as on the 31st. March 2001.

Debit balances (1) (Rs.)	Sector of the General Account (2)	Name of the Account (3)	Credit balances (4) (Rs.)
CONSOLIDATED FUND			
19,03,86,39,114	A to D	Government Account	
	E	Public Debt	13,68,32,75,242
51,28,80,400	F	Loans and Advances	
PUBLIC ACCOUNT			
	I	Small Savings, Provident Fund etc.	5,59,10,25,302
	J	Reserve Funds	
		Reserve Funds not bearing interest	13,88,62,648
	K	Deposits and Advances	
		(i) Deposits bearing interest	2,35,70,342
		(ii) Deposits not bearing interest	1,48,96,80,235
2,21,79,430		(iii) Advances	
	L	Suspense and Miscellaneous	1,48,73,67,971
58,61,12,214	M	Remittances	
2,25,39,70,582	N	Cash Balance (Closing)	
<u>22,41,37,81,740</u>		Total	<u>22,41,37,81,740</u>

STATEMENT NO. 7 -Contd.

Explanatory Notes

The significance of the head "Government Account" is explained below :

1. Under the system of Book Keeping following in Government Accounts, the amount booked under Revenue and Capital Heads and other transactions of Government, balances of which are not carried forward from year to year, are closed to a single head called "Government Account". The balance under this head represents the cumulative result of all such transactions so that after adding thereto the balances under Public Debt, Loans and Advances, Suspense and Miscellaneous (other than Miscellaneous Government Account) and Remittance heads, the closing balance at the end of the year may be worked out and proved. The Government Account for 2000-2001 given below will show how the net amount at the end of the year has been arrived at :

Debit (1) (Rs.)	Details (2)	Credit (3) (Rs.)
16,77,55,00,482	A - Balance at the debit of of the Government on 1 st April 2000	
	B - Revenue Receipts	10,44,61,87,277
11,23,43,73,261	C - Expenditure Heads (Revenue Account)	
1,47,49,52,648	D - Expenditure Heads (Capital Account)	
	... E - Miscellaneous	
	F - Balances at the debit of the Government Account on ETC. AS ON 31ST MARCH 2001	19,03,86,39,114
<u>29,48,48,26,391</u>	Total	<u>29,48,48,26,391</u>

2. The other headings in this Summary take into account the balance under all account heads in Government book where Government has a liability to repay the money received or has a claim to recover the amount paid and also heads of accounts opened in the books for adjustment of remittance transactions. It must be understood that these balances cannot be regarded as a complete record of the financial position of the Government of Manipur, as these do not take into account all the physical assets of the State, such as lands, buildings, communications, etc., nor any accrued dues or outstanding liabilities which are not brought to account under cash basis of accounting followed by Government.

STATEMENT NO. 7 - *Concl.*

3. A Summary of receipts, disbursements and balances under Heads of Accounts relating to Debt and Public Account is given in Statement No. 15. There is no transaction relating to Contingency Fund as the Contingency Fund has not so far been set up in Manipur.

In a number of cases there are unreconciled differences in the closing balances as reported in Statement No. 15 and those shown in separate registers or other records maintained in the Accounts Office/ Departmental offices for the purpose. Steps are being taken to settle the discrepancies as soon as possible.

The balances are communicated to the Departmental officers concerned every year for verification and acceptance thereof. In a large number of cases such acceptances have not been received.

The number of such cases, major headwise, whose balances are yet to be verified and acceptances awaited are detailed below :

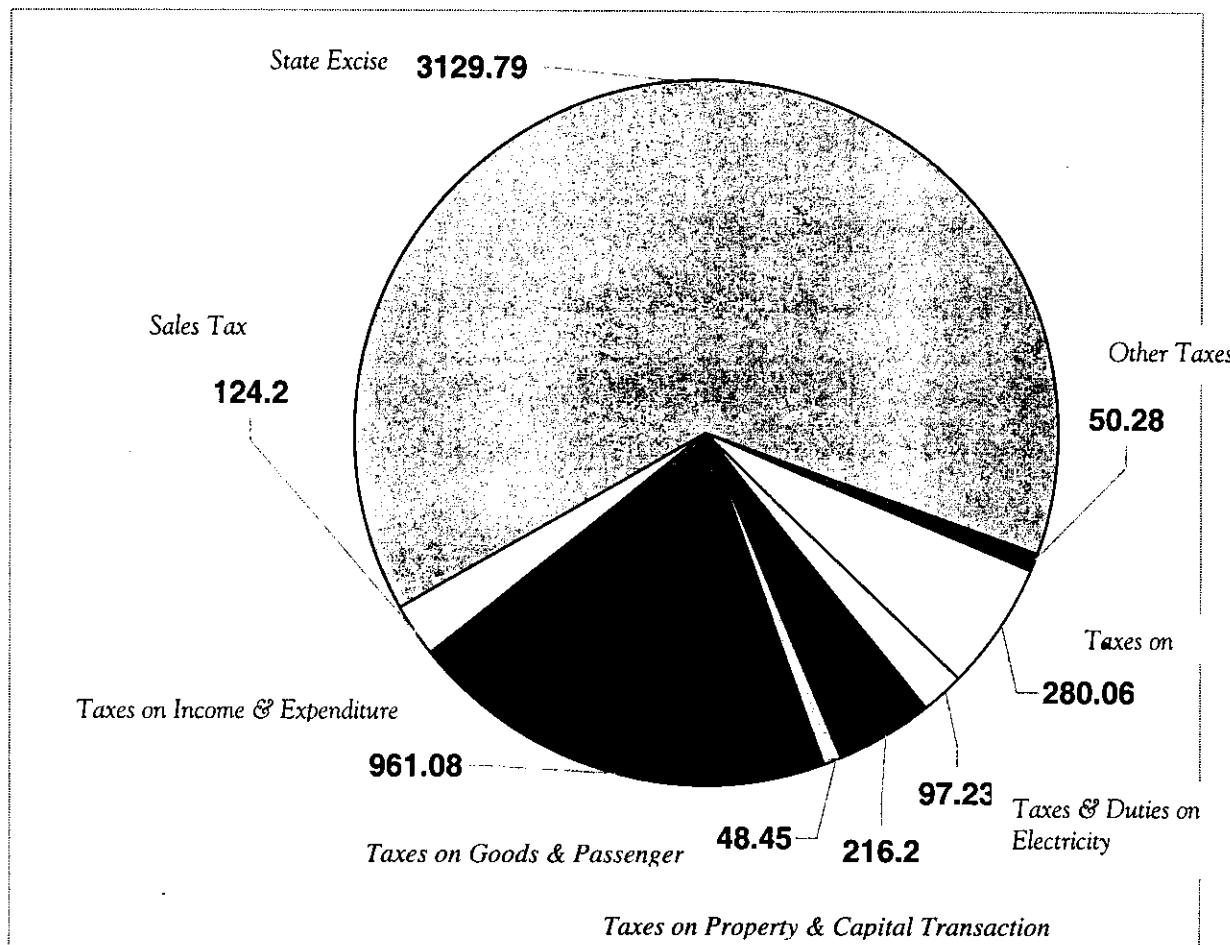
Head of Account	Number of acceptances awaited	Year from which acceptances awaited	Balances outstanding against those items on 31st March 2001
(1)	(2)	(3)	(4)
	(In lakhs of rupees)		
6202 Loans for Education, Art and Culture (National Loans Scholarship Scheme)	32	1969-2001	10.73
6215 Loans for Water Supply and Sanitation	10	1992-2001	6,04.81
6216 Loans for Housing	5	1992-2001	19,79.90
6217 Loans for Urban Development :-			
(i) Loans for Imphal Municipality	44	1969-2001	37.09
(ii) Loans for District and Local Fund Committee	2	1974-2001	0.10
(iii) Loans for PDA	6	1976-2001	51.50
6225 Loans for Welfare of Schedule Castes, Scheduled Tribes and other backward Classes	4	1969-2001	2.40
6235 Loans for Social Security and Welfare	20	1969-2001	34.68
6401 Loans for Crop Husbandry	15	1969-2001	1,25.79
6403 Loans for Animal Husbandry	1	1976-2001	0.50
6405 Loans for Fisheries	...	1992-2001	21.22
6425 Loans for Co-operation	5	1992-2001	11,49.73
6515 Loans for Other rural Development Programmes	4	1969-2001	0.78
6851 Loans for Village and Small Industries	6	1992-2001	6,06.13
7610 Loans to Government Servants etc.	10,160	1969-2001	4,94.98
7615 Miscellaneous Loans	54	1969-2001	8.46

PART -II
DETAILED ACCOUNTS AND OTHER STATEMENTS
A - REVENUE AND EXPENDITURE

STATEMENT
STATEMENT OF REVENUE AND EXPENDITURE
EXPRESSED AS A PERCENTAGE

<i>Heads - Revenue</i>	<i>Amount (in lakhs of rupees)</i>	<i>Percentage of total revenue</i>	<i>Percentage of total expenditure</i>
(1)	(2)	(3)	(4)
A. Tax Revenue			
(i) Taxes on Income and Expenditure -			
Taxes on Income other than Corporation Tax	11,82.00	1.13	1.05
Other Taxes on Income and Expenditure	9,61.08	0.92	0.86
(ii) Taxes on Property and Capital Transactions -			
Land Revenue	36.47	0.03	0.03
Stamps and Registration Fees	1,79.73	0.17	0.16
(iii) Taxes on Commodities and Services -			
State Excise	1,24.20	0.12	0.11
Sales Tax	31,29.79	3.00	2.79
Taxes on Vehicles	2,80.06	0.27	0.25
Taxes on Goods & Passengers	48.45	0.05	0.04
Taxes and Duties on Electricity	97.23	0.09	0.09
Other Taxes and Duties on Commodities and Services	50.28	0.05	0.04
Total : A. Tax Revenue	<u>60,89.29</u>	<u>5.83</u>	<u>5.42</u>
B. Non-Tax Revenue -			
(a) Fiscal Services			
(b) Interest Receipts, Dividends and Profits	75.40 0.02	0.07 ...	0.07 ...
(c) Other Non-Tax Revenue			
(i) General Services	5,74.12	0.55	0.51
(ii) Social Services	6,86.05	0.66	0.61
(iii) Economic Services	28,30.07	2.71	2.52
Total : B. Non-Tax Revenue	<u>41,65.66</u>	<u>3.99</u>	<u>3.71</u>
C. Grants-in-Aid and Contributions	<u>9,42,06.92</u>	<u>90.18</u>	<u>83.86</u>
Grand Total : Revenue	<u>10,44,61.87</u>	<u>100.00</u>	<u>92.99</u>

**GROSS TAX REVENUE RAISED BY STATE GOVERNMENT
DURING 2000-2001**
(Rupees in Lakhs)



Total Tax Revenue : Rs. 4907.29

NO. 8
UNDER DIFFERENT HEADS OF TOTAL
REVENUE/ EXPENDITURE

<i>Heads - Expenditure</i>	<i>Amount (in lakhs of rupees)</i>	<i>Percentage of total revenue</i>	<i>Percentage of total expenditure</i>
(1)	(2)	(3)	(4)
A. General Services			
(a) Organs of State	19,79.59	1.89	1.76
(b) Fiscal Services -			
(ii) Collection of Taxes on Property & Capital Transactions -			
Land Revenue	8,59.56	0.82	0.77
Stamps & Registration	35.96	0.03	0.03
(iii) Collection of Taxes on Commodities & Services -			
State Excise	1,21.70	0.12	0.11
Sales Tax	1,44.59	0.14	0.13
Taxes on Vehicles	1,40.01	0.13	0.12
Other Taxes and Duties on Commodities and Services	7.07	0.01	0.01
(iv) Other Fiscal Services	49.97	0.05	0.04
Total : Fiscal Services	33,38.45	3.19	2.97
(c) Interest Payments and Servicing of Debt	1,77,15.66	16.96	15.77
(d) Administrative Services	1,76,76.47	16.92	15.73
(e) Pension & Miscellaneous General Services	1,27,51.20	12.21	11.35
Total : A. General Services	5,14,81.78	49.28	45.82
B. Social Services			
(a) Education, Sports Art and Culture	2,67,91.35	25.65	23.85
(b) Health & Family Welfare	66,36.82	6.35	5.91
(c) Water Supply, Sanitation, Housing and Urban Development	10,99.36	1.05	0.98
(d) Information and Broadcasting	1,72.73	0.17	0.15
(e) Welfare of Scheduled Castes, Scheduled Tribes and other Backward Classes	20,21.09	1.93	1.80

STATEMENT NO. 8 - Concl'd.
STATEMENT OF REVENUE AND EXPENDITURE UNDER DIFFERENT HEADS
OF TOTAL REVENUE/ EXPENDITURE EXPRESSED AS A PERCENTAGE

<i>Heads - Expenditure</i>	<i>Amount (in lakhs of rupees)</i>	<i>Percentage of total revenue</i>	<i>Percentage of total expenditure</i>
(1)	(2)	(3)	(4)
(f) Labour & Labour Welfare	3,18.55	0.31	0.28
(g) Social Welfare and Nutrition	23,92.29	2.29	2.13
(h) Others	3,80.04	0.36	0.34
Total : :B. Social Services	3,98,12.23	38.11	35.44
C. Economic Services			
(a) Agriculture and Allied Activities	75,81.49	7.26	6.75
(b) Rural Development	11,80.67	1.13	1.05
(c) Special Areas Programmes	17.90	0.02	0.02
(d) Irrigation Flood Control	20,51.36	1.96	1.83
(e) Energy	47,12.13	4.51	4.20
(f) Industry and Minerals	25,10.70	2.40	2.23
(g) Transport	18,09.06	1.73	1.61
(i) Science, Technology and Environment	1,08.71	0.11	0.10
(j) General Economic Services	10,71.70	1.03	0.95
Total : C. Economic Services	2,10,49.72	20.15	18.74
Grand Total : Expenditure (Revenue Account)	11,23,43.73	1,07.54	100.00

STATEMENT NO. 9

STATEMENT SHOWING THE DISTRIBUTION BETWEEN
CHARGED AND VOTED EXPENDITURE

Particulars (1)	Actuals for 2000-2001		
	Charged (2) Rs.	Voted (3) Rs.	Total (4) Rs.
Expenditure heads (Revenue Accounts)	1,82,18,59,286	9,41,25,13,975	11,23,43,73,261
Expenditure heads (Capital Account)	...	1,47,49,52,648	1,47,49,52,648
Disbursements under Public Debt & Loans And Advances*	11,55,38,07,197	81,75,339	11,56,19,82,536
Total :	<u>13,37,56,66,483</u>	<u>10,89,56,41,962</u>	<u>24,27,13,08,445</u>

* The figures have been arrived as follows :-

	Charged expenditure Rs.	Voted expenditure Rs.
E. Public Debt - Internal Debt of the State		
Government	10,68,28,05,715	...
Loans and Advances from the Central Government	87,10,01,482	...
F. Loans and Advances	...	81,75,339
Total :	<u>11,55,38,07,197</u>	<u>81,75,339</u>

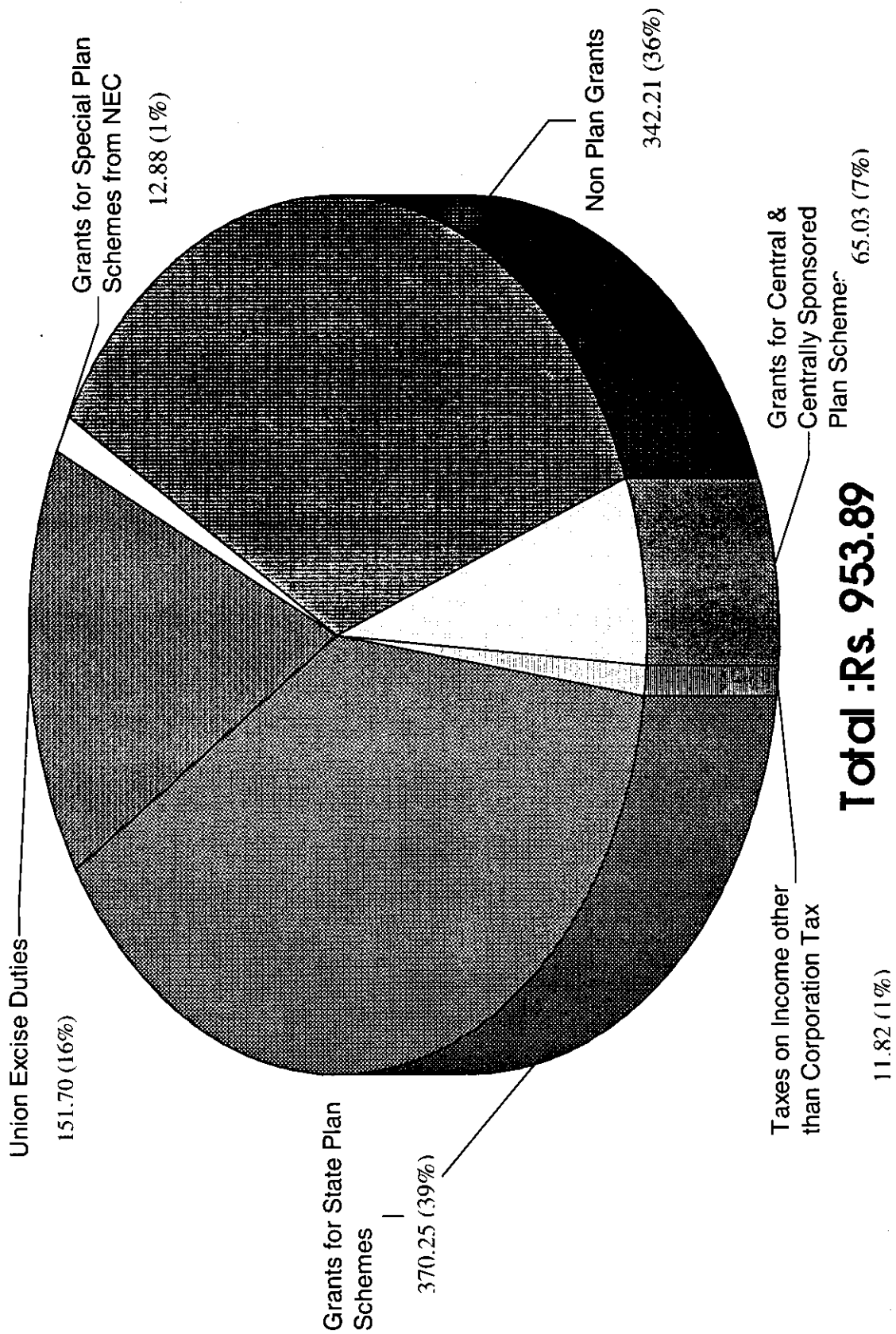
STATEMENT NO. 10

DETAILED ACCOUNTS OF REVENUE BY MINOR HEADS

Heads	Actuals for 2000-2001 Rs.
Receipt Heads (Revenue Account)	
A. Tax Revenue	
(a) Taxes on Income and Expenditure	
0021 Taxes on Income Other than Corporation Tax	
901 Share of net proceeds assigned to States	11,82,00,000
Total : 0021	<u>11,82,00,000</u>
0028 Other Taxes on Income and Expenditure	
107 Taxes on Professions, Trades, Callings and Employment	9,61,07,623
Total : 0028	<u>9,61,07,623</u>
Total : (a) Taxes on Income and Expenditure	<u>21,43,07,623</u>
(b) Taxes on Property & Capital Transactions	
0029 Land Revenue	
101 Land Revenue /Tax	36,47,122
Total : 0029	<u>36,47,122</u>
0030 Stamps and Registration Fees	
01 Stamps - Judicial	
102 Sale of Stamps	21,22,842
Total : 01	<u>21,22,842</u>
02 Stamps - Non-Judicial	
102 Sale of Stamps	1,42,68,960
Total : 02	<u>1,42,68,960</u>

ASSISTANCE FROM GOVT. OF INDIA 2000-2001

(Rupees in Crores)



STATEMENT NO. 10 -*Contd.*

DETAILED ACCOUNTS OF REVENUE BY MINOR HEADS

Heads	Actuals for 2000-2001 Rs.
Receipt Heads (Revenue Account) - <i>Contd.</i>	
A. Tax Revenue - <i>Contd.</i>	
(b) Taxes on Property and Capital Transactions -<i>Concl.</i>	
0030 Stamps and Registration Fees - <i>Concl.</i>	
03 Registration Fees	
104 Fees for registering documents	15,81,068
Total : 03	15,81,068
Total : 0030	1,79,72,870
Total : (b) Taxes on Property and Capital Transactions	2,16,19,992
(c) Taxes on Commodities and Services	
0039 State Excise	
105 Foreign Liquors and spirits	95,34,126
150 Fines and confiscations	28,86,171
Total : 0039	1,24,20,297
0040 Sales Tax	
102 Receipts under State Sales Tax Act	31,29,79,189
Total : 0040	31,29,79,189
0041 Taxes on Vehicles	
101 Receipts under the State Motor Vehicles Acts	2,80,05,799
Total : 0041	2,80,05,799
0042 Taxes on Goods and Passengers	
101 Tax Collections	48,44,549
Total : 0042	48,44,549

STATEMENT NO. 10 -Contd.**DETAILED ACCOUNTS OF REVENUE BY MINOR HEADS**

Heads		Actuals for 2000-2001 Rs.
Receipt Heads (Revenue Account) - Contd.		
A. Tax Revenue - Concl'd.		
<i>(c) Taxes on Commodities and Services -Concl'd.</i>		
0043	Taxes and Duties on Electricity - Concl'd.	
102	Fees under the Indian Electricity Rules	97,23,000
	Total : 0043	97,23,000
0045	Other Taxes and Duties on Commodities	
101	Entertainment Tax	50,28,266
	Total : 0045	50,28,266
	Total : (c) <i>Taxes on Commodities and Services</i>	37,30,01,100
	Total : A. Tax Revenue	60,89,28,715
B. Non-Tax Revenue		
<i>(a) Fiscal Services</i>		
0047	Other Fiscal Services	
800	Other Receipts	...
	Total : (a) <i>Fiscal Services</i>	...
<i>(b) Interest Receipts, Dividends and Profits</i>		
0049	Interest Receipts	
04	<i>Interest Receipts of State/ Union Territory Governments</i>	
103	Interest from Departmental Commercial Undertakings	91,308
110	Interest realised on investment of Cash Balances	62,15,698
195	Interest from Co-operative Societies	3,73,860
800	Other Receipts	8,59,769
	Total : 04	75,40,635
	Total : 0049	75,40,635

STATEMENT NO. 10 -Contd.**DETAILED ACCOUNTS OF REVENUE BY MINOR HEADS**

Heads	Actuals for 2000-2001 Rs.
Receipt Heads (Revenue Account) - Contd.	
B. Non-Tax Revenue - Contd.	
<i>(b) Interest Receipts, Dividends & Profit - Concl'd.</i>	
0050 Dividends and Profits	
101 Dividends from Public Undertakings	1,950
Total : 0050	<u>1,950</u>
Total : <i>(b) Interest Receipts, Dividends and Profits</i>	<u>75,42,585</u>
Total B. Non-Tax Revenue (a) + (b)	<u>75,42,585</u>
<i>(c) Other Non-Tax Revenue</i>	
<i>(i) General Services</i>	
0051 State Public Service Commission	
105 State Public Service Commission	
(i) Examination Fees	23,529
Total : 0051	<u>23,529</u>
0055 Police	
800 Other receipts	96,63,410
Total : 0055	<u>96,63,410</u>
0056 Jails	
800 Other Receipts	27,622
Total :0056	<u>27,622</u>
0058 Stationery and Printing	
102 Sale of Gazettes etc.	1,23,942
200 Other Press Receipts	26,471
800 Other Receipts	1,99,423
Total :0058	<u>3,49,836</u>

STATEMENT NO. 10 -Contd.

DETAILED ACCOUNTS OF REVENUE BY MINOR HEADS

Heads	Actuals for 2000-2001 Rs.
Receipt Heads (Revenue Account) - Contd.	
B. Non-Tax Revenue - Contd.	
(c) Other Non-Tax Revenue - Contd.	
(i) General Services - Concl'd.	
0059 Public Works	
01 Office Building	
800 Other Receipts	2,16,39,713
	2,16,39,713
80 General	
800 Other Receipts	2,08,767
	2,08,767
	Total : 0059 2,18,48,480
0070 Other Administrative Services	
02 Election	
800 Other Receipts	66,53,042
60 Other Services	
115 Receipts from Govt. house Govt. Hostels etc.	1,27,572
	67,80,614
	Total : 0070
0071 Contributions and Recoveries towards Pension and Other Retirement Benefits	
01 Civil	
101 Subscriptions and Contributions	20,14,619
	20,14,619
	Total : 0071
0075 Miscellaneous General Services	
103 State Lotteries	1,67,03,500
	1,67,03,500
	Total : 0075
	Total : (i) General Services 5,74,11,610

STATEMENT NO. 10 -Contd.

DETAILED ACCOUNTS OF REVENUE BY MINOR HEADS

Heads	Actuals for 2000-2001 Rs.
Receipt Heads (Revenue Account) - Contd.	
B. Non-Tax Revenue - Contd.	
<i>(c) Other Non-Tax Revenue - Contd.</i>	
<i>(ii) Social Services</i>	
0202 Education, Sports, Art and Culture	
<i>01 General Education</i>	
101 Elementary Education	2,15,93,803
Total : 01	<u>2,15,93,803</u>
Total : 0202	<u>2,15,93,803</u>
0210 Medical and Public Health	
<i>01 Urban Health Services</i>	
020 Receipts from Patients for Hospital and dispensary services	12,15,526
104 Medical Stores deposits	2,600
800 Other Receipts	5,30,015
Total : 01	<u>17,48,141</u>
<i>02 Rural Health Services</i>	
800 Other Receipts	2,14,075
Total : 02	<u>2,14,075</u>
<i>03 Medical Education, Training & Research</i>	
105 Allopathy	85,071
Total : 03	<u>85,071</u>
<i>04 Public Health</i>	
104 Fees and Fines etc.	32,145
105 Receipts from Public Health Laboratories	4,69,740
Total : 04	<u>5,01,885</u>

STATEMENT NO. 10 -Contd.

DETAILED ACCOUNTS OF REVENUE BY MINOR HEADS

Heads	Actuals for 2000-2001 Rs.
Receipt Heads (Revenue Account) - Contd.	
B. Non-Tax Revenue - Contd.	
(c) <i>Other Non-Tax Revenue - Contd.</i>	
(ii) <i>Social Services - Contd.</i>	
80 <i>General</i>	
800 Other Receipts	55,171
Total : 80	<u>55,171</u>
Total : 0210	<u>26,04,343</u>
0211 Family Welfare	
800 Other Receipts	64,798
Total : 0211	<u>64,798</u>
0215 Water Supply and Sanitation	
01 <i>Water Supply</i>	
102 Receipts from Rural Water Supply Schemes	6,28,520
103 Receipts from Urban Water Supply Schemes	37,49,854
104 Fees, Fines etc.	1,68,327
501 Services and Service Fees	66,385
800 Other Receipts	9,58,942
Total : 01	<u>55,72,028</u>
02 <i>Sewerage and Sanitation</i>	
501 Services and Service fee	8,22,406
104 Fees, Fines etc.	3,450
800 Other Receipts	1,63,953
Total : 02	<u>9,89,809</u>
Total : 0215	<u>65,61,837</u>

STATEMENT NO. 10 -Contd.

DETAILED ACCOUNTS OF REVENUE BY MINOR HEADS

Heads	Actuals for 2000-2001 Rs.
Receipt Heads (Revenue Account) - Contd.	
B. Non-Tax Revenue - Contd.	
(c) <i>Other Non-Tax Revenue - Contd.</i>	
(ii) <i>Social Services - Concl'd.</i>	
0216 Housing	
01 <i>Government Residential Building</i>	
106 <i>General Pool Accommodation</i>	9,39,812
800 <i>Other Receipts</i>	48,83,510
Total : 01	58,23,322
Total : 0216	58,23,322
0217 Urban Development	
60 <i>Others urban development schemes</i>	
800 <i>Other Receipts</i>	5,729
Total : 0217	5,729
0220 Information & Publicity	
60 <i>Others</i>	
800 <i>Other Receipts</i>	35,005
Total : 0220	35,005
0230 Labour & Employment	
60 <i>Others</i>	
800 <i>Other Receipts</i>	2,63,702
Total : 0230	2,63,702
0235 Social Security & Welfare	
60 <i>Other Social Security & Welfare Programmes</i>	
800 <i>Other Receipts</i>	3,16,20,592
Total : 0235	3,16,20,592
0250 Other Social Service	
800 <i>Other Receipts</i>	31,405
Total : 0250	31,405
Total : (ii) Social Services	6,86,04,536
Total : (i) + (ii)	12,60,16,146

STATEMENT NO. 10 -Contd.

DETAILED ACCOUNTS OF REVENUE BY MINOR HEADS

Heads	Actuals for 2000-2001 Rs.
Receipt Heads (Revenue Account) - Contd.	
B. Non-Tax Revenue - Contd.	
<i>(c) Other Non-Tax Revenue - Contd.</i>	
<i>(iii) Economic Services</i>	
0401 Crop Husbandry	
104 Receipts from Agricultural Farms	19,859
107 Receipts from Plan Protection Services	1,20,605
119 Receipts from Horticulture & Vegetable Crops	74,530
120 Sales, Hire & Services etc.	51,465
800 Other Receipts	4,65,147
Total : 0401	7,31,606
0402 Soil and Water conversation	
800 Other Receipts	90,028
Total : 0402	90,028
0403 Animal Husbandry	
800 Other Receipts	8,05,281
Total : 0403	8,05,281
0404 Dairy Development	
102 Receipts from Dairy Development Projects	3,99,242
Total : 0404	3,99,242
0405 Fisheries	
011 Rents	92,448
102 Licence Fees, Fines etc.	1,10,458
103 Sale of fish, fish seeds etc.	1,52,420
501 Services & Service Fees	17,967
800 Other Receipts	2,35,699
Total : 0405	6,08,992

STATEMENT NO. 10 -Contd.

DETAILED ACCOUNTS OF REVENUE BY MINOR HEADS

Heads	Actuals for 2000-2001 Rs.
Receipt Heads (Revenue Account) - Contd.	
B. Non-Tax Revenue - Contd.	
<i>(c) Other Non-Tax Revenue - Contd.</i>	
<i>(iii) Economic Services -Contd.</i>	
0406 Forestry and Wild Life	
01 Forestry	
800 Other Receipts	97,21,616
Total : 0406	97,21,616
0408 Food Storage and Warehousing	
800 Other Receipts	22,500
Total : 0408	22,500
0415 Agriculture Research & Education	
103 Receipts from Agriculture Research Station, orchards etc	2,131
Total : 0415	2,131
0425 Co-operation	
800 Other Receipts	5,25,091
Total : 0425	5,25,091
0435 Other Agricultural Programmes	
103 Receipts from Agricultural Research Stations, Orchards, etc.	67,964
501 Services & Service Fees	6,000
Total : 0435	73,964
0515 Other Rural Development Programmes	
800 Other Receipts	17,13,219
Total : 0515	17,13,219
0701 Major and Medium Irrigation	
02 Major Irrigation, Non Commercial	
800 Other Receipts	30,73,958
Total : 0701	30,73,958

STATEMENT NO. 10 -Contd.

DETAILED ACCOUNTS OF REVENUE BY MINOR HEADS

Heads		Actuals for 2000-2001 Rs.
Receipt Heads (Revenue Account) - Contd.		
B. Non-Tax Revenue - Contd.		
<i>(c) Other Non-Tax Revenue - Contd.</i>		
<i>(iii) Economic Services -Contd.</i>		
0702	Minor Irrigation	
80	General	
800	Other Receipts	6,95,028
	Total : 0702	6,95,028
0801	Power	
01	Hydel Generation	
800	Other Receipts	21,38,01,581
80	General	
800	Other Receipts	4,95,44,958
	Total : 0801	26,33,46,539
0802	Petroleum	
800	Other Receipts	1,455
	Total : 0801	1,455
0810	Non Conventional Sources of Energy	
800	Other Receipts	29,504
	Total : 0810	29,504
0851	Village and Small Industries	
01	Industrial Estates	
800	Other Receipts	5,60,673
	Total : 0851	5,60,673
0852	Industries	
08	Consumer Industries	
800	Other Receipts	17,220
	Total : 0852	17,220
0853	Non-Ferrous Mining & Metalurgical Industries	
800	Other Receipts	60,000
	Total : 0853	60,000

STATEMENT NO. 10 - *Contd.*

DETAILED ACCOUNTS OF REVENUE BY MINOR HEADS

Heads		Actuals for 2000-2001 Rs.
Receipt Heads (Revenue Account) - <i>Contd.</i>		
B. Non-Tax Revenue - <i>Concl'd.</i>		
(c) Other Non-Tax Revenue - <i>Concl'd.</i>		
(iii) Economic Services - <i>Concl'd.</i>		
0875	Other Industries	
03	Development of Backward Areas	
800	Other Receipts	74,350
	Total : 0875	<u>74,350</u>
1054	Roads and Bridges	
800	Other Receipts	1,68,824
	Total : 1054	<u>1,68,824</u>
1425	Other Scientific Research	
800	Other Receipts	2,330
	Total : 1425	<u>2,330</u>
1452	Tourism	
103	Receipt from Tourist Transport	24,640
104	Promotion and Publicity	14,653
105	Rent and Catering Receipts	18,230
800	Other Receipts	16,333
	Total : 1452	<u>73,856</u>
1475	Other General Economic Services	
106	Fees for stamping weights and measures	1,80,004
800	Other Receipts	30,185
	Total : 1475	<u>2,10,189</u>
	Total : (iii) Economic Services	<u>28,30,07,596</u>
	Total : (c) <i>Other Non-Tax Revenue</i>	<u>40,90,23,742</u>
	Total : <i>B. Non-Tax Revenue</i>	<u>41,65,66,327</u>

STATEMENT NO. 10 -Contd.

DETAILED ACCOUNTS OF REVENUE BY MINOR HEADS

Heads	Actuals for 2000-2001 Rs.
Receipt Heads (Revenue Account) - Contd.	
C. Grants-in-Aid and Contribution	
1601 Grants-in-Aid from Central Government	
<i>01 Non-Plan Grants</i>	
102 Grants in lieu of Tax on Railway Passenger Taxes	6,00,000
104 Grant under the Proviso to Art.275(i) of the Consttn.	3,01,48,00,000
109 Grants towards contribution to Calamity Relief Fund	1,56,00,000
800 Other Grants	93,86,000
<i>Police -</i>	
115 Modernisation of Police Force	15,63,23,917
200 Other Rehabilitation Schemes	2,00,00,000
800 Other Grants	8,24,67,966
<i>University & Higher Education</i>	
800 Other Grants	7,92,00,000
<i>Panchayati Raj Institutions</i>	
800 Other Grants	1,15,84,000
<i>Elections</i>	
800 Other Grants	3,21,37,001
Total : 01	<u>3,42,20,98,884</u>
<i>02 Grants for State/ Union Territory Plan Schemes</i>	
101 Block Grants	3,58,47,06,000
104 Grants under Proviso to Art. 275(i) of the Constitution	2,19,00,000
<i>Agriculture</i>	
800 Other Grants	19,16,000
<i>Elections</i>	
800 Other Grants	75,69,000
<i>Welfare of SC/ST</i>	
794 Special Central Assistance for Tribal Sub-Plan	4,05,75,000
800 Other Grants	2,02,90,000
<i>Elementary Education</i>	
800 Other Grants	1,09,80,000
<i>Transport</i>	
105 Central Road Fund Grants	1,11,00,000
<i>Other Special Area Programme</i>	
102 Soil & Water Conservation	34,50,000
Total : 02	<u>3,70,24,86,000</u>

STATEMENT NO. 10 -Contd.

DETAILED ACCOUNTS OF REVENUE BY MINOR HEADS

Heads	Actuals for 2000-2001 Rs.
Receipt Heads (Revenue Account) - Contd.	
C. Grants-in-Aid and Contribution	
1601 Grants-in-Aid from Central Government -Contd.	
03 Grants for Central Plan Schemes	
<i>Sports and Youth Services -</i>	
104 Sports and Games	41,30,000
<i>Public Health -</i>	
101 Prevention & Control of Diseases	1,15,04,292
<i>Welfare of Scheduled Caste -</i>	
793 Special Central Assistance for Scheduled Caste Component Plan	54,90,762
<i>Survey & Statistics -</i>	
112 Economic Advice & Statistics	60,00,000
<i>Crop Husbandry</i>	
111 Agricultural economics statistics	2,24,000
114 Testing Laboratories	5,00,000
119 Horticulture and Vegetable Crops	4,28,000
800 Other grants	25,00,000
<i>Village & Small Industries</i>	
102 Small Scale Industries	88,51,027
800 Other grants	18,00,000
<i>Agriculture</i>	
101 Inland Fisheries	6,00,000
111 Agricultural Economic Statistics	3,12,000
800 Other grants	68,000
<i>Welfare of Backward Classes</i>	
800 Other grants	2,16,35,900
<i>Food Processing</i>	
800 Other Grants	8,20,000
<i>Social Welfare -</i>	
102 Child Welfare	9,90,000
<i>Elementary Education</i>	
800 Other Grants	97,000
<i>Electricity</i>	
800 Other Grants	1,98,90,000

STATEMENT NO. 10 -Contd.

DETAILED ACCOUNTS OF REVENUE BY MINOR HEADS

Heads	Actuals for 2000-2001 Rs.
Receipt Heads (Revenue Account) - Contd.	
C. Grants-in-Aid and Contribution -Contd.	
1601 Grants-in-Aid from Central Government -Contd.	
03 <i>Grants for Central Plan Schemes -Concl'd.</i>	
<i>Tribal Affairs</i>	
800 Other Grants	26,00,000
104 Grants under Proviso to Art 275 (I) of the Constitution	1,25,00,000
<i>Economic Development</i>	
102 Minor Forest Project	35,00,000
<i>Animal Husbandry</i>	
800 Other Grants	2,00,000
Total : 03	10,46,40,981
04 <i>Grants for Centrally Sponsored Plan Schemes</i>	
<i>Family Welfare</i>	
001 Direction and Administration	3,26,00,000
003 Training	71,00,000
101 Rural Family Welfare Services	4,64,54,000
102 Urban Family Welfare Services	80,75,000
106 Mass Education	26,45,000
800 Other Grants	4,31,000
<i>Environment Forestry & Wildlife</i>	
102 Environment & Eco. Development	2,24,91,000
105 Forest Products	30,00,000
110 Wild Life Preservation	33,67,500
800 Other Grants	3,03,35,400
<i>Welfare of Scheduled Tribes</i>	
277 Education	6,65,56,000
<i>Assistance for Poultry Development</i>	
103 Poultry Development	45,00,000

STATEMENT NO. 10 -Contd.**DETAILED ACCOUNTS OF REVENUE BY MINOR HEADS**

Heads	Actuals for 2000-2001 Rs.
Receipt Heads (Revenue Account) - Contd.	
C. Grants-in-Aid and Contribution -Contd.	
1601 Grants-in-Aid from Central Government -Contd.	
04 Grants for Centrally Sponsored Plan Schemes -Contd.	
<i>Water Supply</i>	
101 Urban Water Supply Programmes	2,06,00,000
102 Rural Water Supply Programmes	14,93,000
800 Other Grants	32,00,000
<i>Public Health</i>	
101 Prevention & Control of Disease	5,66,62,789
105 Compensation	5,82,000
200 Other Programmes	29,53,000
<i>Agriculture</i>	
102 Food Grain Crops	48,47,000
108 Commercial Crops	3,25,000
111 Agricultural Economic Statistics	1,00,000
800 Other Grants	3,47,40,000
<i>Animal Husbandry</i>	
101 Veterinary Services & Animal Health	29,28,000
800 Other Grants	3,90,35,000
<i>Command Area Development Agency</i>	
800 Other Grants	1,13,09,000
<i>Social Welfare</i>	
102 Child Welfare	9,22,16,000
800 Other Grants	27,16,000
<i>Bio Energy</i>	
101 National Programmes for Bio-gas Development	12,00,000
<i>Administration of Justice</i>	
800 Other Grants	5,34,600
<i>Village & Small Industries</i>	
103 Handloom Industries	1,28,37,500

STATEMENT NO. 10 -Concl'd.

DETAILED ACCOUNTS OF REVENUE BY MINOR HEADS

Heads	Actuals for 2000-2001 Rs.
Receipt Heads (Revenue Account) - Concl'd.	
C. Grants-in-Aid and Contribution -Concl'd.	
1601 Grants-in-Aid from Central Government -Concl'd.	
04 <i>Grants for Centrally Sponsored Plan Schemes -Concl'd.</i>	
<i>Elementary Education</i>	
105 Formal Education	30,53,000
800 Other Grants	83,75,000
<i>Crop Husbandry</i>	
102 Food Grain Crops	3,00,000
108 Commercial Crops	23,00,000
112 Development of Pulses	39,48,000
114 Development of Oil Seeds	11,81,000
119 Horticulture & Vegetable Crops	8,75,000
<i>Secondary Education</i>	
800 Other Grants	98,32,500
Total : 04	<u>54,56,98,289</u>
05 <i>Grants for Special Plan Schemes</i>	
101 Schemes of North Eastern Council	4,85,71,531
800 Other Grants	8,01,96,550
Total : 05	<u>12,87,68,081</u>
Total : 1601	<u>7,90,36,92,235</u>
1603 States' Share of Union Excise Duties	
101 States' Share of Basic Union Excise Duties	1,63,92,00,000
103 Additional Excise Duties in lieu of Sales Tax	2,82,00,000
901 Share of Net Proceeds assigned to State	(-) 15,04,00,000
Total : 1603	<u>1,51,70,00,000</u>
TOTAL : C. GRANTS-IN-AID AND CONTRIBUTIONS	<u>9,42,06,92,235</u>
TOTAL : RECEIPT HEADS (REVENUE ACCOUNT)	<u>10,44,61,87,277</u>

**STATEMENT
DETAILED ACCOUNTS OF EXPENDITURE**

(Figures in italics represent

Heads

Actuals

Non-Plan

(1)

(2)

Rs.

EXPENDITURE HEADS

(REVENUE ACCOUNT)

A. GENERAL SERVICES

(a) Organs of State

2011 Parliament/ State/ Union Territory/ Legislatures

02 *State/ Union Territory/ Legislatures*

101 Legislative Assembly

36,81,203

1,43,55,302

103 Legislative Secretariat

3,37,93,329

104 Legislator's Hostel

18,47,213

800 Other expenditure

1,07,592

Total : 2011

36,81,203

5,01,03,436

2012 President, Vice President/ Governor, Administrator of
Union Territories

03 *Governor, Administrator of Union Territories*

090 Secretariat

49,02,358

101 Emoluments and allowances of the Governor/
Administrator of Union Territories

3,18,000

102 Discretionary Grants

9,05,100

103 Household Establishment

32,86,239

105 Medical Facilities

24,282

106 Entertainment Expenses

60,334

107 Expenditure from Contract

2,45,866

108 Tour expenses

4,29,031

800 Other expenditure

2,60,146

Total : 2012

1,04,31,356

NO. 11
BY MINOR HEADS
 Charged expenditure
 for 2000-2001

Plan	Centrally Sponsored Plan Schemes (including NEC, Central Plan and Sub-Plan Schemes)	Total
(3)	(4)	(5)
Rs.	Rs.	Rs.
...	...	36,81,203
...	...	1,43,55,302
...	...	3,37,93,329
...	...	18,47,213
...	...	1,07,592
<hr/>	<hr/>	<hr/>
...	...	5,37,84,639
...	...	49,02,358
...	...	3,18,000
...	...	9,05,100
...	...	32,86,239
...	...	24,282
...	...	60,334
...	...	2,45,866
...	...	4,29,031
...	...	2,60,146
<hr/>	<hr/>	<hr/>
...	...	1,04,31,356

**STATEMENT
DETAILED ACCOUNTS OF EXPENDITURE**

(Figures in italics represent

Heads *Actuals*
Non-Plan

(1)

(2)

Rs.

A. *GENERAL SERVICES -Contd.**(a) Organs of State -Concl'd.***2013 Council of Ministers**

101	Salary of Ministers and Deputy Ministers	76,44,137
105	Discretionary Grants by Ministers	5,20,000
108	Tour expenses	19,93,510
800	Other expenditure	61,19,297

Total : 2013

1,62,76,944**2014 Administration of Justice**

102	High Courts	2,66,28,456
103	Special Courts	9,63,566
105	Civil and Session Courts	2,06,03,113
114	Legal Advisers and Counsels	1,06,77,737
800	Other expenditure	7,24,589

Total : 2014

2,66,28,4563,29,69,005**2015 Elections**

101	Election Commission	44,00,984
102	Electoral Officers	1,34,90,697
103	Preparation and Printing of Electoral rolls	56,61,237
104	Charges for conduct of elections to Lok sabha & state Legislative Assembly when held simultaneously.	3,21,37,001
106	Charges for conduct of elections to State/Union territory legislature	21,79,282

Total : 2015

5,78,69,201**Total (a) Organs of State**4,07,41,01515,72,18,586

NO. 11
BY MINOR HEADS
 charged expenditure
 for 2000-2001

Plan	Centrally Sponsored Plan Schemes (including NEC, Central Plan and Sub-Plan Schemes)	Total
(3) Rs.	(4) Rs.	(5) Rs.
...	...	76,44,137
...	...	5,20,000
...	...	19,93,510
...	...	61,19,297
...	...	<u>1,62,76,944</u>
...	...	2,66,28,456
...	...	9,63,566
...	...	2,06,03,113
...	...	1,06,77,737
...	...	7,24,589
...	...	<u>5,95,97,461</u>
...	...	44,00,984
...	...	1,34,90,697
...	...	56,61,237
...	...	3,21,37,001
...	...	<u>21,79,282</u>
...	...	<u>5,78,69,201</u>
...	...	<u>19,79,59,601</u>

**STATEMENT
DETAILED ACCOUNTS OF EXPENDITURE**

(Figures in italics represent

Heads

Actuals

Non-Plan

(1)

(2)

Rs.

A. *GENERAL SERVICES -Contd.*

(b) *Fiscal Services*

(ii) Collection of Taxes on Property and Capital Transactions

2029 Land Revenue

001	Direction and Administration	1,95,50,553
101	Collection charges	3,09,73,623
102	Survey and Settlement operations	1,00,31,115
103	Land Records	2,01,48,418
104	Management of Government Estates	...

Total : 2029

8,07,03,709

2030 Stamps and Registration

03 *Registration*

001	Direction and Administration	35,95,674
-----	------------------------------	-----------

Total : 03

35,95,674

Total : 2030

35,95,674

Total : (ii) Collection of Taxes on Property and Capital Transactions.

8,42,99,383

(iii) Collection of Taxes on Commodities and Services

2039 State Excise

001	Direction and Administration	1,21,70,186
-----	------------------------------	-------------

Total : 2039

1,21,70,186

NO. 11
BY MINOR HEADS -Contd.
 Charged expenditure)
 for 2000-2001

Plan	Centrally Sponsored Plan Schemes (including NEC, Central Plan and Sub-Plan Schemes)	Total
(3)	(4)	(5)
Rs.	Rs.	Rs.
...	...	1,95,50,553
...	...	3,09,73,623
45,37,678	...	1,45,68,793
...	...	2,01,48,418
...	7,15,183	7,15,183
<u>45,37,678</u>	<u>7,15,183</u>	<u>8,59,56,670</u>
...	...	35,95,674
<u>...</u>	<u>...</u>	<u>35,95,674</u>
<u>...</u>	<u>...</u>	<u>35,95,674</u>
<u>45,37,678</u>	<u>7,15,183</u>	<u>8,95,52,244</u>
<u>...</u>	<u>...</u>	<u>1,21,70,186</u>
<u>...</u>	<u>...</u>	<u>1,21,70,186</u>

STATEMENT
DETAILED ACCOUNTS OF EXPENDITURE

(Figures in italics represent

Actuals
Non-Plan

<i>Heads</i>	(1)	(2) Rs.
A. <i>GENERAL SERVICES –Contd.</i>		
(b) Fiscal Services –Concl.		
2040 Sales Tax		
001 Direction and Administration		18,81,329
101 Collection charges		1,25,77,856
	Total : 2040	<u>1,44,59,185</u>
2041 Taxes on Vehicles		
001 Direction and Administration		22,12,160
101 Collection charges		1,06,52,064
800 Other expenditure		...
	Total : 2041	<u>1,28,64,224</u>
2045 Other Taxes and Duties on Commodities and Services		
101 Collection charges - Entertainment Tax		7,06,527
	Total : 2045	<u>7,06,527</u>
	Total : (iii) Collection of Taxes on Commodities and Services	<u>4,02,00,122</u>
2047 Other Fiscal Services		
103 Promotion of Small Savings		49,96,993
	Total : 2047	<u>49,96,993</u>
	Total : (iv) Other Fiscal Services	<u>49,96,993</u>
	Total : (b) Fiscal Services	<u>12,94,96,498</u>

NO. 11
BY MINOR HEADS -Contd.
 Charged expenditure)
 for 2000-2001

Plan	Centrally Sponsored Plan Schemes (including NEC, Central Plan and Sub-Plan Schemes)	Total
(3) Rs.	(4) Rs.	(5) Rs.
...	...	18,81,329
...	...	1,25,77,856
<hr/>	<hr/>	<hr/>
...	...	1,44,59,185
...	...	22,12,160
...	...	1,06,52,064
11,36,373	...	11,36,373
<hr/>	<hr/>	<hr/>
11,36,373	...	1,40,00,597
...	...	7,06,527
<hr/>	<hr/>	<hr/>
...	...	7,06,527
<hr/>	<hr/>	<hr/>
11,36,373	...	4,13,36,495
...	...	49,96,993
<hr/>	<hr/>	<hr/>
...	...	49,96,993
<hr/>	<hr/>	<hr/>
...	...	49,96,993
<hr/>	<hr/>	<hr/>
56,74,051	7,15,183	13,58,85,732

**STATEMENT
DETAILED ACCOUNTS OF EXPENDITURE**

(Figures in italics represent

Actuals
Non-Plan

<i>Heads</i>	(1)	(2) Rs.
A. <i>GENERAL SERVICES -Contd.</i>		
(c) <i>Interest payments and servicing of Debt</i>		
2049 Interest Payment		
01 <i>Interest on Internal Debt</i>		
101 Interest on Market Loans		39,58,19,650
118 Marketable Securities and Incanvasions of Securities		3,56,00,236
200 Interest on Other Internal Debts		31,37,45,235
305 Management of Debt		8,35,823
123 Interest on Special Securities issued to National Small Savings Fund of the Central Govt. by State Govt.		2,34,49,500
Total : 01		<u>76,94,50,444</u>
03 <i>Interest on Small Savings, Provident Funds etc.</i>		
101 Interest on Saving Deposits		66,907
104 Interest on State Provident Funds		51,98,01,463
Total : 03		<u>51,98,68,370</u>
04 <i>Interest on Loans and Advances from Central Govt.</i>		
101 Interest on Loans for State/ Union Territory Plan Schemes		30,70,32,065
102 Interest on Loans for Central Plan Schemes		2,33,77,555
103 Interest on Loans for Centrally Sponsored Plan Schemes		84,37,756
104 Interest on Loans for Non-Plan Schemes		11,89,76,765
105 Interest on Loans for Special Plan Schemes		45,44,539
107 Interest on Pre-1984-85 Loans		1,98,02,480
108 Interest on 84-89 Loans		76,252
Total : 04		<u>48,22,47,412</u>
Total : 2049		<u>1,77,15,66,226</u>
Total : (c) Interest Payments and Servicing of Debt		<u>1,77,15,66,226</u>

NO. 11
BY MINOR HEADS –Contd.
 Charged expenditure)
 for 2000-2001

Plan	Centrally Sponsored Plan Schemes (including NEC, Central Plan and Sub-Plan Schemes)	Total
(3)	(4)	(5)
Rs.	Rs.	Rs.
...	...	39,58,19,650
...	...	3,56,00,236
...	...	31,37,45,235
...	...	8,35,823
...	...	2,34,49,500
<u>...</u>	<u>...</u>	<u>76,94,50,444</u>
...	...	66,907
...	...	51,98,01,463
<u>...</u>	<u>...</u>	<u>51,98,68,370</u>
...	...	30,70,32,065
...	...	2,33,77,555
...	...	84,37,756
...	...	11,89,76,765
...	...	45,44,539
...	...	1,98,02,480
...	...	76,252
<u>...</u>	<u>...</u>	<u>48,22,47,412</u>
<u>...</u>	<u>...</u>	<u>1,77,15,66,226</u>
<u>...</u>	<u>...</u>	<u>1,77,15,66,226</u>

**STATEMENT
DETAILED ACCOUNTS OF EXPENDITURE**

(Figures in italics represent

Heads *Actuals*
Non-Plan

	(1)		(2)
			Rs.
A. GENERAL SERVICES -Contd.			
(d) Administrative Services			
2051 Public Service Commission			
102 State Public Service Commission			<i>80,58,644</i>
Total : 2051			<u><i>80,58,644</i></u>
2052 Secretariat-General Services			
090 Secretariat			12,25,40,240
092 Other Offices			15,38,818
099 Board of Revenue			15,44,689
Total : 2052			<u>12,56,23,747</u>
2053 District Administration			
093 District Establishments			3,79,08,435
094 Other Establishment			4,81,17,222
800 Other Expenditure			...
Total : 2053			<u>8,60,25,657</u>
2054 Treasury and Accounts Administration			
095 Directorate of Accounts and Treasuries			15,51,910
097 Treasury Establishment			2,35,52,503
098 Local Fund Audit			42,14,787
Total : 2054			<u>2,93,19,200</u>
2055 Police			
001 Direction and Administration			8,69,90,731
003 Education and Training			1,71,58,396
101 Criminal Investigation and Vigilance			5,58,30,993
104 Special Police			64,32,76,728
109 District Police			33,22,03,652
114 Wireless and Computers			6,24,88,565
115 Modernisation of Police Force			7,39,53,880
116 Forensic Science			13,24,415
Total : 2055			<u>1,27,32,27,360</u>

NO. 11
BY MINOR HEADS -Contd.
 Charged expenditure)
 for 2000-2001

Plan	Centrally Sponsored Plan Schemes (including NEC, Central Plan and Sub-Plan Schemes)	Total
(3)	(4)	(5)
Rs.	Rs.	Rs.
...	...	80,58,644
...	...	80,58,644
...	...	12,25,40,240
...	...	15,38,818
...	...	15,44,689
...	...	12,56,23,747
...	...	3,79,08,435
...	...	4,81,17,222
...
...	...	8,60,25,657
...	...	15,51,910
...	...	2,35,52,503
6,90,215	...	49,05,002
6,90,215	...	3,00,09,415
...	...	8,69,90,731
...	...	1,71,58,396
...	...	5,58,30,993
...	...	64,32,76,728
...	...	33,22,03,652
...	...	6,24,88,565
...	...	7,39,53,880
...	...	13,24,415
...	...	1,27,32,27,360

**STATEMENT
DETAILED ACCOUNTS OF EXPENDITURE**

(Figures in italics represent

Heads

Actuals

Non-Plan

(1)

(2)

Rs.

A. *GENERAL SERVICES -Contd.*

(d) *Administrative Services -Contd.*

2056 Jails

001 Direction and Administration

12,45,853

101 Jails

3,81,20,392

Total : 2056

3,93,66,245

2058 Stationery and Printing

101 Purchase and Supply of Stationery Stores

15,54,740

102 Printing, Storages & Distribution of Forms

...

103 Government Presses

1,39,21,582

Total : 2058

1,54,76,322

2059 Public Works

01 *Office Buildings*

053 Maintenance and Repairs

2,33,84,799

Total : 01

2,33,84,799

60 *Other Building*

053 Maintenance and Repairs

5,71,962

Total : 60

5,71,962

80 *General*

001 Direction and Administration

3,61,83,500

052 Machinery and Equipment

1,04,688

NO. 11**BY MINOR HEADS -Contd.**

Charged expenditure)

for 2000-2001

Plan	Centrally Sponsored Plan Schemes (including NEC, Central Plan and Sub-Plan Schemes)	Total
(3) Rs.	(4) Rs.	(5) Rs.
...	...	12,45,853
25,11,988	...	4,06,32,380
<u>25,11,988</u>	<u>...</u>	<u>4,18,78,233</u>
...	...	15,54,740
6,12,107	...	6,12,107
9,62,337	...	1,48,83,919
<u>15,74,444</u>	<u>...</u>	<u>1,70,50,766</u>
...	...	2,33,84,799
<u>...</u>	<u>...</u>	<u>2,33,84,799</u>
...	...	5,71,962
<u>...</u>	<u>...</u>	<u>5,71,962</u>
2,52,58,978	...	6,14,42,478
...	...	1,04,688

**STATEMENT
DETAILED ACCOUNTS OF EXPENDITURE**

(Figures in italics represent

	<i>Heads</i>	<i>Actuals</i>
	(1)	(2)
		Rs.
		Non-Plan
A. GENERAL SERVICES -Contd.		
(d) Administrative Services -Concl'd.		
2059 Public Works - Concl'd.		
799 Suspense		1,06,35,768
800 Other expenditure		45,82,700
	Total : 80	<u>5,15,06,656</u>
	Total : 2059	<u>7,54,63,417</u>
2070 Other Administrative Services		
003 Training		18,00,811
104 Vigilance		53,72,741
105 Special Commission of Inquiry		14,43,475
106 Civil Defence		6,10,046
107 Home Guards		2,96,35,969
108 Fire Protection and Control		2,08,52,825
115 Guest Houses, Government Hostels, etc.		2,16,16,572
800 Other expenditure		20,330
	Total : 2070	<u>8,13,52,769</u>
	Total : (d) Administrative Services	<u>80,58,644</u>
		<u>1,72,58,54,717</u>
(e) Pensions and Miscellaneous General Services		
2071 Pensions and Other Retirement Benefits		
01 Civil		
101 Superannuation and Retirement Allowances		56,96,54,581
102 Commuted Value of Pensions		19,13,86,848
104 Gratuities		20,14,17,192
105 Family Pensions		30,18,85,712
111 Pensions to Legislators		68,36,259
	Total : 2071	<u>1,27,11,80,592</u>

NO. 11
BY MINOR HEADS -Contd.
 (charged expenditure)
 for 2000-2001

Plan	Centrally Sponsored Plan Schemes (including NEC, Central Plan and Sub-Plan Schemes)	Total
(3)	(4)	(5)
Rs.	Rs.	Rs.
...	...	1,06,35,768
...	...	45,82,700
<u>2,52,58,978</u>	<u>...</u>	<u>7,67,65,634</u>
<u>2,52,58,978</u>	<u>...</u>	<u>10,07,22,395</u>
36,97,615	...	54,98,426
...	...	53,72,741
...	...	14,43,475
...	...	6,10,046
...	...	2,96,35,969
...	...	2,08,52,825
...	...	2,16,16,572
...	...	20,330
<u>36,97,615</u>	<u>...</u>	<u>8,50,50,384</u>
<u>3,37,33,240</u>	<u>...</u>	<u>1,76,76,46,601</u>
...	...	56,96,54,581
...	...	19,13,86,848
...	...	20,14,17,192
...	...	30,18,85,712
...	...	68,36,259
<u>...</u>	<u>...</u>	<u>1,27,11,80,592</u>

**STATEMENT
DETAILED ACCOUNTS OF EXPENDITURE**

(Figures in italics represent

Actuals
Non-Plan

<i>Heads</i>	(1)	(2) Rs.
A. <i>GENERAL SERVICES -Concl'd.</i>		
(e) <i>Pensions & Miscellaneous General Services -Concl'd.</i>		
2075 Miscellaneous General Services.		
103 State Lotteries		39,39,060
	Total : 2075	39,39,060
	Total : (e) Pensions & Miscellaneous General Services	1,27,51,19,652
	TOTAL : A. GENERAL SERVICES	1,82,03,65,885
		3,28,76,89,453
 B. SOCIAL SERVICES		
(a) <i>Education, Sports, Art and Culture</i>		
2202 General Education		
01 <i>Elementary Education</i>		
001 Direction and Administration		2,20,43,367
052 Equipment		...
101 Government Primary Schools		91,97,95,230
102 Assistance to Non-Government Primary Schools		5,20,52,113
104 Inspection		1,77,47,700
105 Non Formal Education	
107 Teachers' Training	
109 Scholarships and Incentives	
800 Other expenditure		13,76,57,540
	Total : 01	1,14,92,95,950

NO. 11
BY MINOR HEADS -Contd.
 Charged expenditure)
 for 2000-2001

Plan	Centrally Sponsored Plan Schemes (including NEC, Central Plan and Sub-Plan Schemes)	Total
(3)	(4)	(5)
Rs.	Rs.	Rs.
...	...	39,39,060
...	...	39,39,060
...	...	1,27,51,19,652
<u>3,94,07,291</u>	<u>7,15,183</u>	<u>5,14,81,77,812</u>
...	...	2,20,43,367
8,75,403	...	8,75,403
3,06,69,766	...	95,04,64,996
3,71,96,221	...	8,92,48,334
...	...	1,77,47,700
42,23,325	84,02,708	1,26,26,033
19,200	...	19,200
14,760	...	14,760
1,29,60,455	...	15,06,17,995
<u>8,59,59,130</u>	<u>84,02,708</u>	<u>1,24,36,57,788</u>

**STATEMENT
DETAILED ACCOUNTS OF EXPENDITURE**

(Figures in italics represent

Heads

Actuals

Non-Plan

(1)

(2)

Rs.

B. SOCIAL SERVICES

(a) Education, Sports, Art and Culture

2202 General Education

02 Secondary Education

001	Direction and Administration	96,125
052	Equipments	...
101	Inspection	24,21,641
105	Teachers Training	27,32,700
107	Scholarships	32,02,729
109	Government Secondary Schools	58,77,43,300
110	Assistance to Non-Government Secondary Schools	2,98,88,378
191	Assistance to Local Bodies for Secondary Education	1,70,000
800	Other Expenditure	...

Total : 02

62,62,54,873

03 University and Higher Education

001	Direction and Administration	72,33,454
102	Assistance to Universities	5,35,50,000
103	Government Colleges & Institutes	32,89,68,586
104	Assistance to Non-Govt. Colleges & Institutes	1,59,25,799
105	Faculty Development Programme	48,71,009
107	Scholarships	3,50,985
112	Institutes of Higher Learning	...
800	Other expenditure	...

Total : 03

41,08,99,833

NO. 11
BY MINOR HEADS -Contd.
 Charged expenditure)
 for 2000-2001

Plan	Centrally Sponsored Plan Schemes (including NEC, Central Plan and Sub-Plan Schemes)	Total
(3) Rs.	(4) Rs.	(5) Rs.
...	...	96,125
...	28,70,000	28,70,000
...	...	24,21,641
28,800	...	27,61,500
...	...	32,02,729
8,76,27,300	...	67,53,70,600
35,00,000	...	3,33,88,378
98,74,361	...	1,00,44,361
1,05,06,773	...	1,05,06,773
<u>11,15,37,234</u>	<u>28,70,000</u>	<u>74,06,62,107</u>
6,53,635	...	78,87,089
1,40,82,000	...	6,76,32,000
7,04,78,268	...	39,94,46,854
9,95,744	...	1,69,21,543
...	...	48,71,009
...	...	3,50,985
2,55,438	...	2,55,438
39,000	...	39,000
<u>8,65,04,085</u>	<u>...</u>	<u>49,74,03,918</u>

STATEMENT
DETAILED ACCOUNTS OF EXPENDITURE

(Figures in italics represent

Heads

Actuals

Non-Plan

(1)

(2)

Rs.

B. SOCIAL SERVICES -Contd.

(a) Education, Sports, Art and Culture -Contd.

2202 General Education -Concl'd.

04 Adult Education

001 Direction and Administration

59,20,687

Total : 04

59,20,687

05 Language Development

001 Direction and Administration

2,17,592

102 Promotion of Modern Indian Language & Literature

6,35,566

103 Sanskrit Education

6,46,821

Total : 05

14,99,979

80 General

001 Direction and Administration

1,91,33,589

003 Training

1,52,84,983

800 Other Expenditure

...

Total : 80

3,44,18,572

Total : 2202

2,22,82,89,894

2203 Technical Education

001 Direction and Administration

2,93,307

105 Polytechnics

48,60,634

107 Scholarships

89,660

112 Engineering/Technical Colleges/Institutes

...

Total : 2203

52,43,601

NO. 11
BY MINOR HEADS -Contd.
 charged expenditure)
 for 2000-2001

Plan	Centrally Sponsored Plan Schemes (including NEC, Central Plan and Sub-Plan Schemes)	Total
(3) Rs.	(4) Rs.	(5) Rs.
1,35,05,458	...	1,94,26,145
<u>1,35,05,458</u>	<u>...</u>	<u>1,94,26,145</u>
...	...	2,17,592
4,24,000	1,01,31,073	1,11,90,639
...	...	6,46,821
<u>4,24,000</u>	<u>1,01,31,073</u>	<u>1,20,55,052</u>
31,106	...	1,91,64,695
15,41,640	77,23,400	2,45,50,023
89,68,834	...	89,68,834
<u>1,05,41,580</u>	<u>77,23,400</u>	<u>5,26,83,552</u>
<u>30,84,71,487</u>	<u>2,91,27,181</u>	<u>2,56,58,88,562</u>
15,75,791	...	18,69,098
1,23,40,206	...	1,72,00,840
...	...	89,660
35,11,679	...	35,11,679
<u>1,74,27,676</u>	<u>...</u>	<u>2,26,71,277</u>

STATEMENT
DETAILED ACCOUNTS OF EXPENDITURE

(Figures in italics represent

Heads

Actuals

Non-Plan

(1)

(2)

Rs.

B. SOCIAL SERVICES -Contd.

(a) Education, Sports, Art and Culture -Concl'd.

2204 Sports and Youth Services

001	Direction and Administration	68,57,055
101	Physical Education	1,22,16,902
102	Youth Welfare Programmes for Students	40,14,686
104	Sports and Games	...

Total : 2204

2,30,88,643

2205 Art and Culture

001	Direction and Administration	26,150
101	Fine Art Education	12,65,527
102	Promotion of Art and Culture	82,02,002
103	Archaeology	11,29,293
104	Archives	5,01,343
105	Public Libraries	9,59,112
107	Museums	15,37,952
800	Other expenditure	...

Total : 2205

1,36,21,379

Total : *(a) Education, Sports, Art and Culture*

2,27,02,43,517

(b) Health and Family Welfare

2210 Medical and Public Health

01 Urban Health Services - Allopathy

001	Direction and Administration	3,23,01,925
104	Medical Stores Depots	3,03,13,017
109	School Health Schemes	24,70,289
110	Hospitals and Dispensaries	6,28,68,176

Total : 01

12,79,53,407

NO. 11
BY MINOR HEADS -Contd.
 (charged expenditure)
 for 2000-2001

Plan	Centrally Sponsored Plan Schemes (including NEC, Central Plan and Sub-Plan Schemes)	Total
(3) Rs.	(4) Rs.	(5) Rs.
57,02,017	...	1,25,59,072
3,22,32,350	...	4,44,49,252
4,30,534	...	44,45,220
9,90,509	...	9,90,509
<u>3,93,55,410</u>	<u>...</u>	<u>6,24,44,053</u>
26,31,496	...	26,57,646
16,02,767	...	28,68,294
1,21,882	...	83,23,884
7,91,435	...	19,20,728
11,01,177	...	16,02,520
24,38,861	...	33,97,973
5,65,197	...	21,03,149
52,57,097	...	52,57,097
<u>1,45,09,912</u>	<u>...</u>	<u>2,81,31,291</u>
<u>37,97,64,485</u>	<u>2,91,27,181</u>	<u>2,67,91,35,183</u>
14,53,916	...	3,37,55,841
...	...	3,03,13,017
...	...	24,70,289
<u>66,04,381</u>	<u>...</u>	<u>6,94,72,557</u>
<u>80,58,297</u>	<u>...</u>	<u>13,60,11,704</u>

**STATEMENT
DETAILED ACCOUNTS OF EXPENDITURE**

(Figures in italics represent

Heads

Actuals

Non-Plan

(1)

(2)

Rs.

B. SOCIAL SERVICES -Contd.

(b) Health and Family Welfare -Contd.

2210 Medical and Public Health -Contd.

*02 Urban Health Services -
Other Systems of medicine*

102 Homeopathy

12,00,664

Total : 02

12,00,664

03 Rural Health Services - Allopathy

101 Health Sub-centres

5,69,92,160

103 Primary Health Centres

7,85,32,553

104 Community Health Centres

10,57,668

110 Hospitals and Dispensaries

3,66,25,325

Total : 03

17,32,07,706

04 Rural Health Services - Other systems of medicine

102 Homeopathy

13,81,808

200 Other Systems

...

Total : 04

13,81,808

05 Medical Education, Training and Research

105 Allopathy

3,17,20,058

Total : 05

3,17,20,058

NO. 11**BY MINOR HEADS -Contd.**

Charged expenditure)

for 2000-2001

Plan	Centrally Sponsored Plan Schemes (including NEC, Central Plan and Sub-Plan Schemes)	Total
(3)	(4)	(5)
Rs.	Rs.	Rs.
...	...	12,00,664
...	...	12,00,664
...	...	5,69,92,160
5,25,72,678	...	13,11,05,231
2,28,81,006	...	2,39,38,674
19,58,390	...	3,85,83,715
7,74,12,074	...	25,06,19,780
10,80,808	...	24,62,616
54,07,938	...	54,07,938
64,88,746	...	78,70,554
...	...	3,17,20,058
...	...	3,17,20,058

**STATEMENT
DETAILED ACCOUNTS OF EXPENDITURE**

(Figures in italics represent

Heads

Actuals

Non-Plan

(1)

(2)

Rs.

B. SOCIAL SERVICES -Contd.

(b) Health and Family Welfare -Concl'd.

2210 Medical and Public Health -Concl'd.

06 Public Health -

101	Prevention and Control of diseases	8,88,04,762
104	Drug Control	...
112	Public Health Education	27,71,870
800	Other expenditure	19,97,591
	Total : 06	9,35,74,223

80 General

004	Health Statistics and Evaluation	1,11,95,959
800	Other Expenditure	65,27,603
	Total : 80	1,77,23,562
	Total : 2210	44,67,61,428

2211 Family Welfare

001	Direction and Administration	...
003	Training	...
101	Rural Family Welfare Services	...
102	Urban Family Welfare Services	...
104	Transport	...
200	Other Services and Supplies	...

Total : 2211

Total : (b) Health and Family Welfare

44,67,61,428

NO. 11
BY MINOR HEADS -Contd.
 Charged expenditure)
 for 2000-2001

Plan	Centrally Sponsored Plan Schemes (including NEC, Central Plan and Sub-Plan Schemes)	Total
(3) Rs.	(4) Rs.	(5) Rs.
35,20,718	4,48,23,806	13,71,49,286
84,898	...	84,898
...	...	27,71,870
...	...	19,97,591
<u>36,05,616</u>	<u>4,48,23,806</u>	<u>14,20,03,645</u>
2,54,880	...	1,14,50,839
...	...	65,27,603
<u>2,54,880</u>	<u>...</u>	<u>1,79,78,442</u>
<u>9,58,19,613</u>	<u>4,48,23,806</u>	<u>58,74,04,847</u>
...	2,55,28,297	2,55,28,297
...	54,75,824	54,75,824
...	3,43,13,466	3,43,13,466
...	12,53,491	12,53,491
...	3,97,668	3,97,668
...	93,07,931	93,07,931
...	<u>7,62,76,677</u>	<u>7,62,76,677</u>
<u>9,58,19,613</u>	<u>12,11,00,483</u>	<u>66,36,81,524</u>

**STATEMENT
DETAILED ACCOUNTS OF EXPENDITURE**

(Figures in italics represent

Heads

Actuals

Non-Plan

(1)

(2)

Rs.

B. SOCIAL SERVICES -Contd.

(c) Water Supply, Sanitation, Housing and Urban Development

2215 Water Supply and Sanitation

01 Water Supply -

001	Direction and Administration	1,15,36,916
101	Urban Water Supply Programme	95,40,274
102	Rural Water Supply Programme	1,76,21,166
799	Suspense	(-) 1,78,25,122

Total : 01

2,08,73,234

02 Sewerage and Sanitation

107	Sewerage Services	...
-----	-------------------	-----

Total : 02

...

Total : 2215

2,08,73,234

2216 Housing

01 Government Residential Buildings

106	General Pool Accommodation	50,21,134
-----	----------------------------	-----------

Total : 01

50,21,134

80 General

001	Direction and Administration	11,80,367
800	Other expenditure	1,99,593

Total : 80

11,80,367

1,99,593

Total : 2216

11,80,367

52,20,727

NO. 11
BY MINOR HEADS -Contd.
 Charged expenditure)
 for 2000-2001

Plan	Centrally Sponsored Plan Schemes (including NEC, Central Plan and Sub-Plan Schemes)	Total
(3)	(4)	(5)
Rs.	Rs.	Rs.
1,55,29,632	...	2,70,66,548
2,22,49,620	...	3,17,89,894
1,41,34,842	19,72,834	3,37,28,842
...	...	*(-) 1,78,25,122
<u>5,19,14,094</u>	<u>19,72,834</u>	<u>7,47,60,162</u>
2,38,514	...	2,38,514
<u>2,38,514</u>	<u>...</u>	<u>2,38,514</u>
<u>5,21,52,608</u>	<u>19,72,834</u>	<u>7,49,98,676</u>
...	...	50,21,134
...	...	<u>50,21,134</u>
1,23,91,974	...	1,35,72,341
...	...	1,99,593
<u>1,23,91,974</u>	<u>...</u>	<u>1,37,71,934</u>
<u>1,23,91,974</u>	<u>...</u>	<u>1,87,93,068</u>

* Reduction in expenditure

**STATEMENT
DETAILED ACCOUNTS OF EXPENDITURE**

(Figures in italics represent

Heads

Actuals

Non-Plan

(1)

(2)

Rs.

B. SOCIAL SERVICES -Contd.

**(c) Water Supply, Sanitation, Housing and Urban
Development -Concl'd.**

2217 Urban Development

01 State Capital Development

191 Assistance to Local Bodies, corporations, Urban
Development Authorities, Town Improvement Boards etc.

26,41,908

800 Other expenditure

13,00,556

Total : 01

39,42,464

Total : 2217

39,42,464

Total : (c) *Water Supply, Sanitation, Housing and Urban
Development*

11,80,367

3,00,36,425

(d) Information and Broadcasting

2220 Information and Publicity

60 Others

001 Direction and Administration

66,88,565

101 Advertising and Visual Publicity

8,35,926

102 Information Centres

4,39,999

103 Press Information Services

...

106 Field Publicity

17,59,649

107 Song and Drama Services

10,02,783

NO. 11**BY MINOR HEADS -Contd.**

Charged expenditure)

for 2000-2001

Plan	Centrally Sponsored Plan Schemes (including NEC, Central Plan and Sub-Plan Schemes)	Total
(3)	(4)	(5)
Rs.	Rs.	Rs.
33,01,861	...	59,43,769
88,99,872	...	1,02,00,428
<u>1,22,01,733</u>	<u>...</u>	<u>1,61,44,197</u>
<u>1,22,01,733</u>	<u>...</u>	<u>1,61,44,197</u>
<u>7,67,46,315</u>	<u>19,72,834</u>	<u>10,99,35,941</u>
3,41,742	...	70,30,307
28,605	...	8,64,531
6,37,421	...	10,77,420
38,500	...	38,500
5,80,095	...	23,39,744
5,04,040	...	15,06,823

**STATEMENT
DETAILED ACCOUNTS OF EXPENDITURE**

(Figures in italics represent

Heads

Actuals

Non-Plan

(1)

(2)

Rs.

B. SOCIAL SERVICES -Contd.

(d) Information and Broadcasting -Concl'd.

2220 Information and Publicity -Concl'd.

60 Others -Concl'd.

109	Photo Services	10,16,614
110	Publications	13,68,279
111	Community Radio & Television	...
	Total : 60	1,31,11,815
	Total : 2220	1,31,11,815
	Total : (d) Information and Broadcasting	1,31,11,815

(e) Welfare of Scheduled Castes, Scheduled Tribes and Other Backward Classes.

2225 Welfare of Scheduled Castes, Scheduled Tribes and Other Backward Classes.

01 Welfare of Scheduled Castes

277	Education	...
283	Housing	...
	Total : 01	...

02 Welfare of Scheduled Tribes

001	Direction and Administration	...
102	Economic Development	...
277	Education	...
283	Housing	...
796	Tribal Area Sub-plan	...
800	Other expenditure	...
	Total : 02	...

NO. 11
BY MINOR HEADS -Contd.
 Charged expenditure)
 for 2000-2001

Plan	Centrally Sponsored Plan Schemes (including NEC, Central Plan and Sub-Plan Schemes)	Total
(3) Rs.	(4) Rs.	(5) Rs.
14,27,514	...	24,44,128
4,47,025	...	18,15,304
1,56,000	...	1,56,000
<u>41,60,942</u>	<u>...</u>	<u>1,72,72,757</u>
41,60,942	...	1,72,72,757
<u>41,60,942</u>	<u>...</u>	<u>1,72,72,757</u>
...	41,97,169	41,97,169
20,00,000	...	20,00,000
<u>20,00,000</u>	<u>41,97,169</u>	<u>61,97,169</u>
32,17,634	...	32,17,634
48,87,381	...	48,87,381
...	1,12,300	1,12,300
3,05,76,154	...	3,05,76,154
6,54,63,570	...	6,54,63,570
...	6,69,47,045	6,69,47,045
<u>10,41,44,739</u>	<u>6,70,59,345</u>	<u>17,12,04,084</u>

**STATEMENT
DETAILED ACCOUNTS OF EXPENDITURE**

(Figures in italics represent

Heads

Actuals

Non-Plan

(1)

(2)

Rs.

B. SOCIAL SERVICES -Contd.

(e) Welfare of Scheduled Castes, Scheduled Tribes and Other Backward Classes -Concl'd.

2225 Welfare of Scheduled Castes, Scheduled Tribes and Other Backward Classes.- Concl'd.

03 Welfare of Backward Classes

001 Direction and Administration

22,81,063

800 Other expenditure

...

Total : 03

22,81,063

80 General

800 Other expenditure

2,24,26,435

Total : 80

2,24,26,435

Total : 2225

2,47,07,498

Total : (e) Welfare of Scheduled Castes, Scheduled Tribes and Other Backward Classes.

2,47,07,498

(f) Labour and Labour Welfare

2230 Labour and Employment

01 Labour

101 Industrial Relations

29,89,089

Total : 01

29,89,089

02 Employment Service

001 Direction and Administration

23,63,719

004 Research , Survey and Statistics

3,74,041

101 Employment Services

46,30,150

Total : 02

73,67,910

NO. 11
BY MINOR HEADS -Contd.
 Charged expenditure)
 for 2000-2001

Plan	Centrally Sponsored Plan Schemes (including NEC, Central Plan and Sub-Plan Schemes)	Total
(3)	(4)	(5)
Rs.	Rs.	Rs.
...	...	22,81,063
...
...	...	22,81,063
...	...	2,24,26,435
...	...	2,24,26,435
10,61,44,739	7,12,56,514	20,21,08,751
10,61,44,739	7,12,56,514	20,21,08,751
42,94,886	...	72,83,975
42,94,886	...	72,83,975
36,29,055	...	59,92,774
...	...	3,74,041
...	...	46,30,150
36,29,055	...	1,09,96,965

**STATEMENT
DETAILED ACCOUNTS OF EXPENDITURE**

(Figures in italics represent

<i>Heads</i>	<i>Actuals Non-Plan</i>
(1)	(2) Rs.
B. SOCIAL SERVICES -Contd.	
(f) Labour and Labour Welfare -Concl'd.	
2230 Labour and Employment Welfare -Concl'd.	
03 Training	
003 Training of Craftsmen and Supervisors	95,11,539
101 Industrial Training Institute	...
102 Apprenticeship Training	4,41,744
Total : 03	99,53,283
 Total : 2230	 2,03,10,282
 Total : (f) Labour and Labour Welfare	 2,03,10,282
 (g) Social Welfare and Nutrition	
2235 Social Security and Welfare	
01 Rehabilitation	
001 Direction and Administration	14,25,852
200 Other Relief Measures	3,89,34,552
202 Other Rehabilitation Schemes	8,07,352
Total : 01	4,11,67,756
 02 Social Welfare	
001 Direction and Administration	18,29,641
101 Welfare of handicapped	22,98,912
102 Child Welfare	59,27,445
103 Women's Welfare	1,65,38,758
104 Welfare of aged, infirm and destitute	33,20,500
105 Prohibition	3,54,39,944
800 Other expenditure	8,69,713
Total : 02	6,62,24,913

NO. 11
BY MINOR HEADS -Contd.
 Charged expenditure)
 for 2000-2001

Plan	Centrally Sponsored Plan Schemes (including NEC, Central Plan and Sub-Plan Schemes)	Total
(3)	(4)	(5)
Rs.	Rs.	Rs.
20,77,981	...	1,15,89,520
14,36,883	...	14,36,883
1,06,297	...	5,48,041
<u>36,21,161</u>	<u>...</u>	<u>1,35,74,444</u>
<u>1,15,45,102</u>	<u>...</u>	<u>3,18,55,384</u>
<u>1,15,45,102</u>	<u>...</u>	<u>3,18,55,384</u>
...	...	14,25,852
...	...	3,89,34,552
...	...	8,07,352
<u>...</u>	<u>...</u>	<u>4,11,67,756</u>
23,65,147	...	41,94,788
26,25,651	...	49,24,563
2,74,644	7,33,45,399	7,95,47,488
6,23,678	...	1,71,62,436
...	...	33,20,500
42,84,795	9,81,498	4,07,06,237
...	...	8,69,713
<u>1,01,73,915</u>	<u>7,43,26,897</u>	<u>15,07,25,725</u>

**STATEMENT
DETAILED ACCOUNTS OF EXPENDITURE**

(Figures in italics represent

Heads

Actuals

Non-Plan

(1)

(2)

Rs.

B. SOCIAL SERVICES -Concl'd.

(g) Social Welfare and Nutrition -Concl'd.

2235 Social Security and Welfare -Concl'd.

60 Other Social Security and Welfare Programmes

102 Pension under Social Security Scheme

200 Other Programmes

800 Other Expenditure

42,40,495

8,51,318

3,13,034

Total : 60

3,13,034

50,91,813

Total : 2235

3,13,034

11,24,84,482

2236 Nutrition

02 Distribution of Nutritious food and beverages

101 Special Nutrition Programmes

5,11,490

Total : 2236

5,11,490

2245 Relief on Account of Natural Calamities

80 General

800 Other expenditure

39,00,000

Total : 80

39,00,000

Total : 2245

39,00,000

Total : (g) Social Welfare and Nutrition

3,13,034

11,68,95,972

NO. 11
BY MINOR HEADS -Contd.
 Charged expenditure)
 for 2000-2001

Plan	Centrally Sponsored Plan Schemes (including NEC, Central Plan and Sub-Plan Schemes)	Total
(3)	(4)	(5)
Rs.	Rs.	Rs.
...	...	42,40,495
...	...	8,51,318
10,99,278	...	14,12,312
<u>10,99,278</u>	<u>...</u>	<u>65,04,125</u>
<u>1,12,73,193</u>	<u>7,43,26,897</u>	<u>19,83,97,606</u>
3,64,20,000	...	3,69,31,490
<u>3,64,20,000</u>	<u>...</u>	<u>3,69,31,490</u>
...	...	39,00,000
...	...	39,00,000
...	...	39,00,000
<u>4,76,93,193</u>	<u>7,43,26,897</u>	<u>23,92,29,096</u>

**STATEMENT
DETAILED ACCOUNTS OF EXPENDITURE**

(Figures in italics represent

Actuals
Non-Plan

	<i>Heads</i>	
	(1)	(2) Rs.
B. SOCIAL SERVICES -Concl'd.		
<i>(h) Others</i>		
2250	<i>Other Social Services</i>	
101	Donations for Charitable purpose	45,000
800	Other expenditure	1,36,42,165
	Total : 2250	1,36,87,165
2251	Secretariat - Social Services	
090	Secretariat	2,43,17,575
	Total : 2251	2,43,17,575
	Total : (h) Others	3,80,04,740
	TOTAL : B. SOCIAL SERVICES	<i>14,93,401</i> 2,96,00,71,677
 C. ECONOMIC SERVICES		
<i>(a) Agriculture and Allied Activities</i>		
2401	Crop Husbandry	
001	Direction and Administration	5,32,08,619
102	Foodgrain Crops	44,43,374
103	Seeds	64,30,042
104	Agricultural Farms	35,62,762
105	Manures and Fertilizers	18,46,282
107	Plant Protection	31,31,588
108	Commercial Crops	50,94,539
109	Extension and Farmers' Training	1,57,27,115
113	Agricultural Engineering	48,65,297
119	Horticulture and Vegetable Crops	69,96,813
800	Other expenditure	...
	Total : 2401	10,53,06,431

NO. 11
BY MINOR HEADS -Contd.
 charged expenditure)
 for 2000-2001

Plan	Centrally Sponsored Plan Schemes (including NEC, Central Plan and Sub-Plan Schemes)	Total
(3) Rs.	(4) Rs.	(5) Rs.
...	...	45,000
...	...	1,36,42,165
...	...	1,36,87,165
...	...	2,43,17,575
...	...	2,43,17,575
...	...	3,80,04,740
<u>72,18,74,389</u>	<u>29,77,83,909</u>	<u>3,98,12,23,376</u>
3,52,58,185	...	8,84,66,804
31,69,163	3,06,98,180	3,83,10,717
16,46,964	...	80,77,006
25,10,444	...	60,73,206
...	...	18,46,282
12,40,168	...	43,71,756
...	42,34,983	93,29,522
...	10,17,000	1,67,44,115
...	...	48,65,297
16,56,000	...	86,52,813
6,14,076	21,63,837	27,77,913
<u>4,60,95,000</u>	<u>3,81,14,000</u>	<u>18,95,15,431</u>

STATEMENT
DETAILED ACCOUNTS OF EXPENDITURE

(Figures in italics represent

Heads

Actuals

Non-Plan

(1)

(2)

Rs.

C. *ECONOMIC SERVICES -Contd.*

(a) *Agricultural and Allied Activities - Contd.*

2402 *Soil and Water Conservation*

001	Direction and Administration	2,04,50,749
101	Soil Survey and Testing	45,73,869
102	Soil Conservation	1,11,38,591

Total : 2402

3,61,63,203

2403 *Animal Husbandry*

001	Direction and Administration	4,39,17,413
101	Veterinary Services and Animal Health	6,57,71,816
102	Cattle and Buffalo Development	3,68,73,564
103	Poultry Development	47,31,938
105	Piggery Development	...
106	Other Livestock Development	...
107	Fodder and Feed Development	16,99,937
109	Extension and Training	2,58,800
113	Administrative Investigation and Statistics	...
800	Other Expenditure	...

Total : 2403

15,32,53,468

2404 *Dairy Development*

001	Direction and Administration	7,57,904
102	Dairy Development Project	20,06,298

Total : 2404

27,64,202

NO. 11
BY MINOR HEADS –*Contd.*
 Charged expenditure)
 for 2000-2001

Plan	Centrally Sponsored Plan Schemes (including NEC, Central Plan and Sub-Plan Schemes)	Total
(3) Rs.	(4) Rs.	(5) Rs.
80,06,259	...	2,84,57,002
21,32,000	...	67,05,869
1,82,12,000	...	2,93,50,591
<u>2,83,50,259</u>	<u>...</u>	<u>6,45,13,462</u>
12,03,270	...	4,51,20,683
1,62,31,834	7,92,097	8,27,95,747
14,38,924	2,47,955	3,85,60,443
4,539	...	47,36,477
6,64,805	...	6,64,805
8,21,216	...	8,21,216
...	...	16,99,937
...	...	2,58,800
...	1,99,988	1,99,988
...	11,97,456	11,97,456
<u>2,03,64,588</u>	<u>24,37,496</u>	<u>17,60,55,552</u>
6,65,577	...	14,23,481
8,42,342	...	28,48,640
<u>15,07,919</u>	<u>...</u>	<u>42,72,121</u>

**STATEMENT
DETAILED ACCOUNTS OF EXPENDITURE**

(Figures in italics represent

Heads *Actuals*
Non-Plan

(1)

(2)

Rs.

C. ECONOMIC SERVICES -Contd.

(a) Agriculture and Allied Activities - Contd.

2405 Fisheries

001	Direction and Administration	5,10,07,683
101	Inland Fisheries	79,77,019
105	Processing, Preservation and Marketing	...
109	Extension and Training	12,09,938
800	Other expenditure	...

Total : 2405

6,01,94,640

2406 Forestry and Wild Life

01 Forestry

001	Direction and Administration	9,56,52,049
005	Survey and Utilisation of Forests Resources	...
013	Statistics	...
070	Communications and Buildings	...
101	Forests Conservation Development & Regeneration	...
102	Social and Farm Forestry	...
105	Forest Produce	...
109	Extension and Training	...

Total : 01

9,56,52,049

02 Environmental Forestry and Wild Life

110	Wild Life Preservation	...
800	Other Expenditure	...

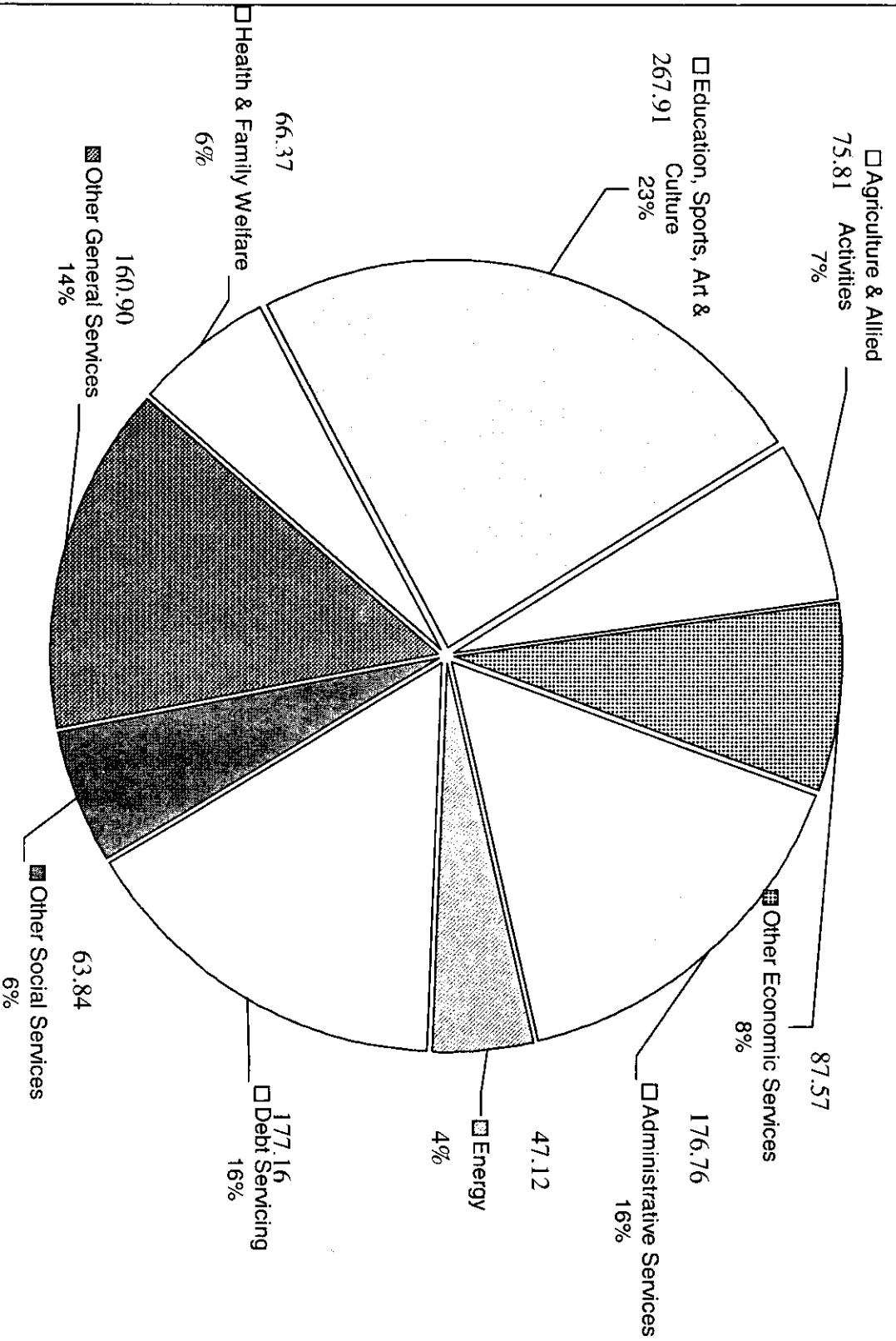
Total : 02

Total : 2406

9,56,52,049

SUB SECTORWISE REVENUE EXPENDITURE 2000-2001

(Rupees in Crores)



Total Revenue Expenditure : Rs. 1123.44

NO. 11
BY MINOR HEADS -Contd.
 Charged expenditure)
 for 2000-2001

Plan	Centrally Sponsored Plan Schemes (including NEC, Central Plan and Sub-Plan Schemes)	Total
(3) Rs.	(4) Rs.	(5) Rs.
1,10,03,748	...	6,20,11,431
1,50,000	...	81,27,019
1,30,000	...	1,30,000
21,339	...	12,31,277
35,26,805	16,00,000	51,26,805
<u>1,48,31,892</u>	<u>16,00,000</u>	<u>7,66,26,532</u>
4,23,872		9,60,75,921
6,97,769	...	6,97,769
1,08,000	...	1,08,000
2,43,051	...	2,43,051
1,49,916	...	1,49,916
45,69,958	...	45,69,958
12,867	30,00,123	30,12,990
5,64,000	...	5,64,000
<u>67,69,433</u>	<u>30,00,123</u>	<u>10,54,21,605</u>
2,50,000	22,77,000	25,27,000
...	3,63,53,877	3,63,53,877
<u>2,50,000</u>	<u>3,86,30,877</u>	<u>3,88,80,877</u>
<u>70,19,433</u>	<u>4,16,31,000</u>	<u>14,43,02,482</u>

**STATEMENT
DETAILED ACCOUNTS OF EXPENDITURE**

(Figures in italics represent

Actuals
Non-Plan

<i>Heads</i>	(1)	(2) Rs.
C. ECONOMIC SERVICES - Contd.		
(a) Agricultural and Allied Activities - Contd.		
2407 Plantations		
<i>03 Rubber</i>		
800 Other expenditure		...
Total : 2407		...
2408 Food Storage and Warehousing		
<i>01 Food</i>		
001 Direction and Administration		3,28,47,889
800 Other expenditure		15,66,766
Total : 01		<u>3,44,14,655</u>
<i>02 Storage & Warehousing</i>		
101 Rural Godown Programme		1,72,000
Total : 02		<u>1,72,000</u>
Total : 2408		<u>3,45,86,655</u>
2415 Agricultural Research and Education		
<i>01 Crop Husbandry</i>		
004 Research & Evaluation		43,25,460
277 Education		20,98,049
800 Other Expenditure		...
Total : 01		<u>64,23,509</u>
<i>80 General</i>		
150 Assistance to I.C.A.R.		...
277 Education		...
Total : 80		...
Total : 2415		<u>64,23,509</u>

NO. 11**BY MINOR HEADS –Contd.**

Charged expenditure)

for 2000-2001

Plan	Centrally Sponsored Plan Schemes (including NEC, Central Plan and Sub-Plan Schemes)	Total
(3)	(4)	(5)
Rs.	Rs.	Rs.
5,95,000	...	5,95,000
<u>5,95,000</u>	<u>...</u>	<u>5,95,000</u>
24,16,686	...	3,52,64,575
...	...	15,66,766
<u>24,16,686</u>	<u>...</u>	<u>3,68,31,341</u>
4,00,000	...	5,72,000
<u>4,00,000</u>	<u>...</u>	<u>5,72,000</u>
<u>28,16,686</u>	<u>...</u>	<u>3,74,03,341</u>
...	4,70,305	47,95,765
...	9,93,695	30,91,744
...	57,000	57,000
<u>...</u>	<u>15,21,000*</u>	<u>79,44,509</u>
13,60,447	...	13,60,447
2,31,553	...	2,31,553
<u>15,92,000</u>	<u>...</u>	<u>15,92,000</u>
<u>15,92,000</u>	<u>15,21,000</u>	<u>95,36,509</u>

**STATEMENT
DETAILED ACCOUNTS OF EXPENDITURE**

(Figures in italics represent

Heads

Actuals

Non-Plan

(1)

(2)

Rs.

<i>C. ECONOMIC SERVICES - Contd.</i>		
<i>(a) Agricultural and Allied Activities - Concl'd.</i>		
2425	Co-operation	
001	Direction and Administration	4,01,60,063
101	Audit of Co-operatives	75,77,097
107	Assistance to Credit Co-operatives	...
108	Assistance to Other Co-operatives	...
	Total : 2425	4,77,37,160
2435	Other Agricultural Programmes	
01	<i>Marketing and Quality control</i>	
101	Marketing facilities	...
	Total : 2435	...
	Total : (a) <i>Agriculture and Allied Activities</i>	54,20,81,317
 <i>(b) Rural Development</i>		
2501	Special Programmes for Rural Development	
01	<i>Integrated Rural Development Programme</i>	
001	Direction and Administration	...
	Total : 01	...
04	<i>Integrated Rural Energy planning</i>	
003	Training	...
105	Project Implementation	...
	Total : 04	...
	Total : 2501	...

NO. 11
BY MINOR HEADS –Contd.
 Charged expenditure)
 for 2000-2001

Plan	Centrally Sponsored Plan Schemes (including NEC, Central Plan and Sub-Plan Schemes)	Total
(3) Rs.	(4) Rs.	(5) Rs.
63,03,889	...	4,64,63,952
...	...	75,77,097
...	7,50,000	7,50,000
...	4,37,500	4,37,500
<u>63,03,889</u>	<u>11,87,500</u>	<u>5,52,28,549</u>
1,00,000	...	1,00,000
<u>1,00,000</u>	<u>...</u>	<u>1,00,000</u>
<u>12,95,76,666</u>	<u>8,64,90,996</u>	<u>75,81,48,979</u>
24,12,202	...	24,12,202
<u>24,12,202</u>	<u>...</u>	<u>24,12,202</u>
...	8,36,242	8,36,242
4,85,998	...	4,85,998
<u>4,85,998</u>	<u>8,36,242</u>	<u>13,22,240</u>
<u>28,98,200</u>	<u>8,36,242</u>	<u>37,34,442</u>

**STATEMENT
DETAILED ACCOUNTS OF EXPENDITURE**

(Figures in italics represent

Actuals

Non-Plan

Heads

	(1)		(2)
			Rs.
<i>C. ECONOMIC SERVICES - Contd.</i>			
<i>(b) Rural Development - Concl'd.</i>			
2505 Rural Employment			
<i>01 National Programmes</i>			
701 Jawahar Rozgar Yojna			...
Total : 01			...
Total : 2505			...
2515 Other Rural Development Programmes			
001 Direction and Administration			2,51,66,512
102 Community Development			5,62,81,131
Total : 2515			8,14,47,643
Total : (b) Rural Development			8,14,47,643
<i>(c) Special Areas Programmes</i>			
2552 North Eastern Areas			
<i>01 Hydel Generation -</i>			
005 Investigation			...
Total : 01			...
Total : 2552			...
Total : (c) Special Areas Programmes			...

NO. 11
BY MINOR HEADS -Contd.
 Charged expenditure)
 for 2000-2001

Plan	Centrally Sponsored Plan Schemes (including NEC, Central Plan and Sub-Plan Schemes)	Total
(3) Rs.	(4) Rs.	(5) Rs.
1,51,68,768	...	1,51,68,768
<u>1,51,68,768</u>	<u>...</u>	<u>1,51,68,768</u>
<u>1,51,68,768</u>	<u>...</u>	<u>1,51,68,768</u>
32,86,718	...	2,84,53,230
1,44,29,573	...	7,07,10,704
<u>1,77,16,291</u>	<u>...</u>	<u>9,91,63,934</u>
<u>3,57,83,259</u>	<u>8,36,242</u>	<u>11,80,67,144</u>
...	17,89,710	17,89,710
...	17,89,710	17,89,710
...	17,89,710	17,89,710
...	17,89,710	17,89,710

**STATEMENT
DETAILED ACCOUNTS OF EXPENDITURE**

(Figures in italics represent

Heads

Actuals

Non-Plan

(1)

(2)

Rs.

C. ECONOMIC SERVICES - Contd.

(d) Irrigation and Flood Control

2701 Major and Medium Irrigation

04 Medium Irrigation Non-Commercial

001 Direction and Administration

...

799 Suspense

39,43,778

Total : 04

39,43,778

80 General

800 Other expenditure

9,11,510

Total : 80

9,11,510

Total : 2701

48,55,288

2702 Minor Irrigation

80 General

001 Direction and Administration

517

799 Suspense

(-) 1,54,477

800 Other expenditure

...

Total : 80

(-) 1,53,960

Total : 2702

(-) 1,53,960

NO. 11**BY MINOR HEADS -Contd.**

Charged expenditure)

For 2000-2001

Plan	Centrally Sponsored Plan Schemes (including NEC, Central Plan and Sub-Plan Schemes)	Total
(3)	(4)	(5)
Rs.	Rs.	Rs.
4,26,86,625	...	4,26,86,625
...	...	39,43,778
<u>4,26,86,625</u>	<u>...</u>	<u>4,66,30,403</u>
2,92,98,000	...	3,02,09,510
<u>2,92,98,000</u>	<u>...</u>	<u>3,02,09,510</u>
<u>7,19,84,625</u>	<u>...</u>	<u>7,68,39,913</u>
81,84,475	...	81,84,992
...	...	* (-) 1,54,477
2,32,35,468	...	2,32,35,468
<u>3,14,19,943</u>	<u>...</u>	<u>3,12,65,983</u>
<u>3,14,19,943</u>	<u>...</u>	<u>3,12,65,983</u>

Reduction in expenditure

**STATEMENT
DETAILED ACCOUNTS OF EXPENDITURE**

(Figures in italics represent

Heads

Actuals

Non-Plan

(1)

(2)

Rs.

C. ECONOMIC SERVICES - Contd.

(d) Irrigation and Flood Control -Concl'd.

2705 Command Area Development

800 Other expenditure

...

Total : 2705

...

2711 Flood Control and Drainage

01 Flood Control

001 Direction and Administration

1,07,72,160

052 Machinery and Equipments

4,86,476

799 Suspense

17,448

Total : 01

1,12,76,084

80 General

800 Other Expenditure

1,68,71,628

Total : 2711

2,81,47,712

Total : (d) Irrigation and Flood Control

3,28,49,040

(e) Energy

2801 Power

01 Hydel Generation

101 Purchase of Power

36,00,00,000

102 Hydro Electric Schemes

9,81,142

Total : 01

36,09,81,142

04 Diesel/Gas Power Generation

001 Direction and Administration

5,74,80,580

799 Suspense

7,60,557

800 Other expenditure

4,37,47,720

Total : 04

10,19,88,857

Total : 2801

46,29,69,999

NO. 11
BY MINOR HEADS -Contd.
 Charged expenditure)
 for 2000-2001

Plan	Centrally Sponsored Plan Schemes (including NEC, Central Plan and Sub-Plan Schemes)	Total
(3)	(4)	(5)
Rs.	Rs.	Rs.
96,35,261	39,85,375	1,36,20,636
<u>96,35,261</u>	<u>39,85,375</u>	<u>1,36,20,636</u>
5,52,62,094	...	6,60,34,254
...	...	4,86,476
...	...	17,448
<u>5,52,62,094</u>		<u>6,65,38,178</u>
...	...	1,68,71,628
<u>5,52,62,094</u>	...	<u>8,34,09,806</u>
<u>16,83,01,923</u>	<u>39,85,375</u>	<u>20,51,36,338</u>
...	...	36,00,00,000
...	...	9,81,142
...	...	<u>36,09,81,142</u>
68,90,978	...	6,43,71,558
...	...	7,60,557
...	...	4,37,47,720
<u>68,90,978</u>	...	<u>10,88,79,835</u>
<u>68,90,978</u>	...	<u>46,98,60,977</u>

**STATEMENT
DETAILED ACCOUNTS OF EXPENDITURE**

(Figures in italics represent

Actuals
Non-Plan

<i>Heads</i>	(1)	(2) Rs.
<i>C. ECONOMIC SERVICES - Contd.</i>		
<i>(e) Energy - Concl'd.</i>		
2810 Non-Conventional Sources of Energy		
<i>01 Bio Energy</i>		
101 National Programme for Bio Gas Development		...
Total : 01		...
<i>03 Wind</i>		
101 Wind Energy		...
Total : 03		...
Total : 2810		...
Total : <i>(e) Energy</i>		<u>46,29,69,999</u>
 <i>(f) Industry and Minerals</i>		
2851 Village and Small Industries		
001 Direction and Administration		5,54,410
003 Training		14,88,917
004 Research and Development		...
102 Small Scale Industries		39,96,799
103 Handloom Industries		50,79,511
104 Handicraft Industries		21,87,329
105 Khadi and Village Industries		14,68,002
107 Sericulture Industries		4,06,93,551
109 Monitoring and Evaluation		...
Total : 2851		<u>5,54,68,519</u>

NO. 11
BY MINOR HEADS -Contd.
 Charged expenditure)
 for 2000-2001

Plan	Centrally Sponsored Plan Schemes (including NEC, Central Plan and Sub-Plan Schemes)	Total
(3) Rs.	(4) Rs.	(5) Rs.
...	1,71,200	1,71,200
...	1,71,200	1,71,200
11,81,121	...	11,81,121
11,81,121	...	11,81,121
11,81,121	1,71,200	13,52,321
80,72,099	1,71,200	47,12,13,298
7,74,28,448	...	7,79,82,858
3,96,95,206	...	4,11,84,123
...	96,79,818	96,79,818
5,70,516	1,91,57,119	2,37,24,434
1,43,95,298	23,17,940	2,17,92,749
...	...	21,87,329
30,50,000	...	45,18,002
1,51,66,198	...	5,58,59,749
29,39,632	...	29,39,632
15,32,45,298	3,11,54,877	23,98,68,694

**STATEMENT
DETAILED ACCOUNTS OF EXPENDITURE**

(Figures in italics represent

Heads

Actuals

Non-Plan

(1)

(2)

Rs.

C. *ECONOMIC SERVICES - Contd.*

(f) *Industry and Minerals - Concl'd.*

2852 *Industries*

08 *Consumer Industries*

201 Sugar

Total : 08

9,84,001

9,84,001

Total : 2852

9,84,001

2853 *Non-ferrous Mining and Metallurgical Industries*

02 *Regulation and Development of Mines*

001 Direction and Administration

Total : 02

Total : 2853

Total : (f) *Industry and Minerals*

79,72,724

79,72,724

79,72,724

6,44,25,244

(g) *Transport*

3054 *Roads and Bridges*

03 *State Highways*

337 Road Works

Total : 03

3,22,93,607

3,22,93,607

NO. 11
BY MINOR HEADS -Contd.
 Charged expenditure)
 for 2000-2001

Plan	Centrally Sponsored Plan Schemes (including NEC, Central Plan and Sub-Plan Schemes)	Total
(3)	(4)	(5)
Rs.	Rs.	Rs.
<u>22,52,191</u>	<u>...</u>	<u>32,36,192</u>
<u>22,52,191</u>	<u>...</u>	<u>32,36,192</u>
<u>22,52,191</u>	<u>...</u>	<u>32,36,192</u>
<u>5,92,447</u>	<u>...</u>	<u>85,65,171</u>
<u>5,92,447</u>	<u>...</u>	<u>85,65,171</u>
<u>5,92,447</u>	<u>...</u>	<u>85,65,171</u>
<u>15,60,89,936</u>	<u>3,11,54,877</u>	<u>25,16,70,057</u>
<u>...</u>	<u>...</u>	<u>3,22,93,607</u>
<u>...</u>	<u>...</u>	<u>3,22,93,607</u>

**STATEMENT
DETAILED ACCOUNTS OF EXPENDITURE**

(Figures in italics represent

Heads

Actuals
Non-Plan

(1)

(2)

Rs.

C. *ECONOMIC SERVICES - Contd.*

(g) *Transport- Contd.*

3054 *Roads and Bridges*

04 *District and Other Roads*

102 *Bridge Works*

337 *Road Works*

20,67,461

3,71,52,624

Total : 04

3,92,20,085

80 *General*

001 *Direction and Administration*

052 *Machinery and Equipment*

799 *Suspense*

800 *Other expenditure*

6,19,244

65,90,866

(-) 3,97,41,453

82,000

Total : 80

- 3,24,49,343

Total : 3054

3,90,64,349

3055 *Transport*

001 *Direction and Administration*

...

Total : 3055

...

Total : (g) *Transport*

3,90,64,349

(i) *Science, Technology and Environment*

3425 *Other Scientific Research*

60 *Others*

001 *Direction and Administration*

004 *Research and Development*

...

...

Total : 60

...

Total : 3425

...

NO. 11
BY MINOR HEADS -Contd.
 Charged expenditure)
 for 2000-2001

Plan	Centrally Sponsored Plan Schemes (including NEC, Central Plan and Sub-Plan Schemes)	Total
(3) Rs.	(4) Rs.	(5) Rs.
...	...	20,67,461
...	...	3,71,52,624
...	...	3,92,20,085
14,13,53,257	...	14,19,72,501
...	...	65,90,866
...	...	*(-) 3,97,41,453
...	...	82,000
14,13,53,257	...	10,89,03,914
14,13,53,257	...	18,04,17,606
4,88,026	...	4,88,026
4,88,026	...	4,88,026
14,18,41,283	...	18,09,05,632
34,65,645	...	34,65,645
9,06,810	...	9,06,810
43,72,455	...	43,72,455
43,72,455	...	43,72,455

* Reduction in expenditure

STATEMENT
DETAILED ACCOUNTS OF EXPENDITURE

(Figures in italics represent

Heads

Actuals

Non-Plan

(1)

(2)

Rs.

C. *ECONOMIC SERVICES - Contd.*

(i) *Science, Technology and Environment - Concl.*

3435 *Ecology and Environment*

04 *Prevention & Control of Pollution*

104 Impact Assessment

Total : 04

60 *Others*

800 Other Expenditure

Total : 60

Total : 3435

Total : *(i) Science, Technology and Environment*

(j) *General Economic Services*

3451 *Secretariat - Economic Services*

090 Secretariat

8,88,011

092 Other Offices

1,21,33,324

102 District Planning Machinery

Total : 3451

1,30,21,335

3452 *Tourism*

01 *Infrastructures*

001 Direction & Administration

19,64,797

101 Tourist Centres

Total : 01

19,64,797

80 *General*

104 Promotion and Publicity

Total : 80

Total : 3452

19,64,797

NO. 11
BY MINOR HEADS -Contd.
 Charged expenditure)
 for 2000-2001

Plan	Centrally Sponsored Plan Schemes (including NEC, Central Plan and Sub-Plan Schemes)	Total
(3) Rs.	(4) Rs.	(5) Rs.
39,99,099	...	39,99,099
<u>39,99,099</u>	<u>...</u>	<u>39,99,099</u>
24,99,577	...	24,99,577
<u>24,99,577</u>	<u>...</u>	<u>24,99,577</u>
64,98,676	...	64,98,676
<u>1,08,71,131</u>	<u>...</u>	<u>1,08,71,131</u>
...	...	8,88,011
3,03,59,622	...	4,24,92,946
25,54,599	...	25,54,599
<u>3,29,14,221</u>	<u>...</u>	<u>4,59,35,556</u>
44,80,491	...	64,45,288
26,95,000	...	26,95,000
<u>71,75,491</u>	<u>...</u>	<u>91,40,288</u>
...	4,50,000	4,50,000
...	4,50,000	4,50,000
<u>71,75,491</u>	<u>4,50,000</u>	<u>95,90,288</u>

STATEMENT
DETAILED ACCOUNTS OF EXPENDITURE

(Figures in italics represent

Heads

Actuals

Non-Plan

(1)

(2)

Rs.

C. ECONOMIC SERVICES - Contd.

(j) General Economic Services - Concl'd.

3454 Census Surveys and Statistics

01 Census

101 Computerization of Census Data

...

Total : 01

...

02 Surveys and Statistics

001 Direction and Administration

2,28,64,401

201 National sample Survey Organization

68,47,661

203 Computer Services

...

205 State Statistical Agency

...

800 Other Expenditure

40,36,580

Total : 02

3,37,48,642

Total : 3454

3,37,48,642

3475 Other General Economic Services

106 Regulation of Weights and Measures

74,92,178

107 Regulations of Markets

27,27,261

Total : 3475

1,02,19,439

Total : (j) *General Economic Services*

5,89,54,213

NO. 11**BY MINOR HEADS -Contd.**

Charged expenditure)

for 2000-2001

Plan	Centrally Sponsored Plan Schemes (including NEC, Central Plan and Sub-Plan Schemes)	Total
(3)	(4)	(5)
Rs.	Rs.	Rs.
...	5,72,443	5,72,443
...	5,72,443	5,72,443
.....	...	2,28,64,401
17,85,850	...	86,33,511
16,88,445	...	16,88,445
28,44,006	...	28,44,006
...	...	40,36,580
63,18,301	...	4,00,66,943
63,18,301	5,72,443	4,06,39,386
7,85,115	...	82,77,293
...	...	27,27,261
7,85,115	...	1,10,04,554
4,71,93,128	10,22,443	10,71,69,784

**STATEMENT
DETAILED ACCOUNTS OF EXPENDITURE**

(Figures in italics represent

Heads

Actuals

Non-Plan

(1)

(2)

Rs.

C. ECONOMIC SERVICES -Concl'd.

TOTAL : C. ECONOMIC SERVICES

1,28,17,91,805

**TOTAL : EXPENDITURE HEADS
(REVENUE ACCOUNT)**

1,82,18,59,286

7,52,95,52,935

**EXPENDITURE HEADS
(CAPITAL ACCOUNTS)**

A CAPITAL ACCOUNT OF GENERAL SERVICES

4059 Capital Outlay on Public Works

...

**TOTAL : A CAPITAL ACCOUNT OF GENERAL
SERVICES**

...

B CAPITAL ACCOUNT OF SOCIAL SERVICES

(a) Capital Account of Education, Sports, Art and Culture

4202 Capital Outlay on Education, Sports, Art and Culture

...

Total : (a) Capital Account of Education, Sports, Art and
Culture

...

(b) Capital Account of Health and Family Welfare

4210 Capital Outlay on Medical and Public Health

...

Total : (b) Capital Account of Health and Family
Welfare

...

NO. 11
BY MINOR HEADS -Contd.
 Charged expenditure)
 for 2000-2001

Plan	Centrally Sponsored Plan Schemes (including NEC, Central Plan and Sub-Plan Schemes)	Total
(3) Rs.	(4) Rs.	(5) Rs.
<u>69,77,29,425</u>	<u>12,54,50,843</u>	<u>2,10,49,72,073</u>
<u>1,45,90,11,105</u>	<u>42,39,49,935</u>	<u>11,23,43,73,261</u>
1,91,53,411	...	1,91,53,411
<u>1,91,53,411</u>	<u>...</u>	<u>1,91,53,411</u>
11,35,65,839	...	11,35,65,839
<u>11,35,65,839</u>	<u>...</u>	<u>11,35,65,839</u>
24,69,234	...	24,69,234
<u>24,69,234</u>	<u>...</u>	<u>24,69,234</u>

**STATEMENT
DETAILED ACCOUNTS OF EXPENDITURE**

(Figures in italics represent

Heads

Actuals

Non-Plan

(1)

(2)

Rs.

C. CAPITAL ACCOUNT OF SOCIAL SERVICES -Concl.d.

(c) Capital Account of Water Supply, Sanitation, Housing and Urban Development

4215 Capital Outlay on Water Supply and Sanitation

...

4216 Capital outlay on Housing

54,423

Total : (c) *Capital Account of Water Supply, Sanitation, Housing and Urban Development*

54,423

Total : B. *CAPITAL ACCOUNT OF SOCIAL SERVICES*

54,423

C. CAPITAL ACCOUNT OF ECONOMIC SERVICES

(a) Capital Account of Agriculture and Allied Activities

4401 Capital Outlay on Crop Husbandry

(-) 10,06,685

NO. 11
BY MINOR HEADS –Contd.
 Charged expenditure)
 for 2000-2001

Plan	Centrally Sponsored Plan Schemes (including NEC, Central Plan and Sub-Plan Schemes)	Total
(3) Rs.	(4) Rs.	(5) Rs.
27,10,21,364	94,04,720	28,04,26,084
29,47,309	...	30,01,732
<hr/>	<hr/>	<hr/>
27,39,68,673	94,04,720	28,34,27,816
<hr/>	<hr/>	<hr/>
39,00,03,746	94,04,720	39,94,62,889
...	...	* (-) 10,06,685

* Reduction in expenditure

STATEMENT
DETAILED ACCOUNTS OF EXPENDITURE

(Figures in italics represent

Heads

Actuals
Non-Plan

(1)

(2)
Rs.

C. CAPITAL ACCOUNT OF ECONOMIC SERVICES -Contd.

(a) Capital Account of Agriculture and Allied Activities - Concl'd.

4403	Capital Outlay on Animal Husbandry	...
4408	Capital Outlay on Food Storage and Warehousing	2,34,91,771
4415	Capital Outlay on Agricultural Research & Education	...
4425	Capital Outlay on Co-operation	...
Total : (a) Capital Account of Agriculture and Allied Activities		2,24,85,086

(b) Capital Account of Rural Development

4515	Capital Outlay on other Rural Development Programmes	...
Total : (b) Capital Account of Rural Development		...

(c) Capital Account of Special Areas Programmes

4552	Capital Outlay on North Eastern Areas	...
Total : (c) Capital Account of Special Areas Programmes		...

(d) Capital Account of Irrigation and Flood Control

4701	Capital Outlay on Major and Medium Irrigation	...
4702	Capital Outlay on Minor Irrigation	...
4711	Capital Outlay on Flood Control Projects	...
Total : (d) Capital Account of Irrigation and Flood Control		...

NO. 11
BY MINOR HEADS –Contd.
 Charged expenditure)
 for 2000-2001

Plan	Centrally Sponsored Plan Schemes (including NEC, Central Plan and Sub-Plan Schemes)	Total
(3)	(4)	(5)
Rs.	Rs.	Rs.
95,665	...	95,665
...	...	2,34,91,771
65,27,000	...	65,27,000
...	4,50,000	4,50,000
<u>66,22,665</u>	<u>4,50,000</u>	<u>2,95,57,751</u>
14,47,000	...	14,47,000
<u>14,47,000</u>	...	<u>14,47,000</u>
...	1,83,92,810	1,83,92,810
<u>...</u>	<u>1,83,92,810</u>	<u>1,83,92,810</u>
20,81,85,051	...	20,81,85,051
1,60,98,559	...	1,60,98,559
44,03,367	...	44,03,367
<u>22,86,86,977</u>	<u>...</u>	<u>22,86,86,977</u>

STATEMENT
DETAILED ACCOUNTS OF EXPENDITURE

(Figures in italics represent

Heads *Actuals*
Non-Plan

(1)

(2)

Rs.

C. CAPITAL ACCOUNT OF ECONOMIC SERVICES -Contd.

(e) Capital Account of Energy

4801 Capital Outlay on Power Projects ...

Total : (e) *Capital Account of Energy* ...

(f) Capital Account of Industry and Minerals

4851 Capital Outlay on Village and Small Industries ...

4860 Capital Outlay on Consumer Industries 8,745

Total : (f) *Capital Account of Industry & Minerals* 8,745

(g) Capital Account of Transport

5054 Capital Outlay on Roads and Bridges ...

5055 Capital Outlay on Roads Transport ...

Total : (g) *Capital Account of Transport* ...

NO. 11
BY MINOR HEADS -Contd.
 .charged expenditure)
 for 2000-2001

Plan	Centrally Sponsored Plan Schemes (including NEC, Central Plan and Sub-Plan Schemes)	Total
(3) Rs.	(4) Rs.	(5) Rs.
50,79,25,942	...	50,79,25,942
<u>50,79,25,942</u>	<u>...</u>	<u>50,79,25,942</u>
4,13,59,000	...	4,13,59,000
...	...	8,745
<u>4,13,59,000</u>	<u>...</u>	<u>4,13,67,745</u>
20,97,62,912	...	20,97,62,912
1,87,00,000	...	1,87,00,000
<u>22,84,62,912</u>	<u>...</u>	<u>22,84,62,912</u>

STATEMENT
DETAILED ACCOUNTS OF EXPENDITURE

(Figures in italics represent

Heads

Actuals

Non-Plan

(1)

(2)

Rs.

C. CAPITAL ACCOUNT OF ECONOMIC SERVICES -Contd.

(i) **Capital Account of Science Technology and Environment**
5425 Capital Outlay on other Scientific and Environment Research

...

Total : (i) **Capital Account of Science Technology and Environment**

...

Total : C. CAPITAL ACCOUNT OF ECONOMIC SERVICES

2,24,93,831

TOTAL : EXPENDITURE HEADS
(CAPITAL HEADS)

2,25,48,254

GRAND TOTAL : SERVICE HEAD
(Revenue Account & Capital Account)

9,37,39,60,475

NO. 11
BY MINOR HEADS –Concl.d.
 charged expenditure)
 for 2000-2001

Plan	Centrally Sponsored Plan Schemes (including NEC, Central Plan and Sub-Plan Schemes)	Total
(3)	(4)	(5)
Rs.	Rs.	Rs.
4,95,211	...	4,95,211
<u>4,95,211</u>	<u>...</u>	<u>4,95,211</u>
<u>1,01,49,99,707</u>	<u>1,88,42,810</u>	<u>1,05,63,36,348</u>
<u>1,42,41,56,864</u>	<u>2,82,47,530</u>	<u>1,47,49,52,648</u>
<u>2,88,31,67,969</u>	<u>45,21,97,465</u>	<u>12,70,93,25,909</u>

STATEMENT
DETAILED STATEMENT OF CAPITAL EXPENDITURE

Expenditure
Non-Plan

Nature of Expenditure

	(1)	(2) Rs.
A. CAPITAL ACCOUNT OF GENERAL SERVICES		
4059 Capital Outlay on Public Works		
<i>01 Office Buildings</i>		
101 Construction-General Pool Accommodation		...
201 Acquisition of Land		...
800 Other expenditure		...
Total : <i>01. Office Buildings</i>		...
<i>60 Other Buildings</i>		
051 Construction		...
Total : 60		...
<i>80 General</i>		
001 Direction and Administration		
800 Other expenditure		...
Total : 80		...
Total : 4059		...
4070 Capital Outlay on Other Administrative Services		
003 Training		...
800 Other expenditure		...
Total : 4070		...
TOTAL : A. CAPITAL ACCOUNT OF GENERAL SERVICES		...
B. CAPITAL ACCOUNT OF SOCIAL SERVICES		
(a) Capital Account of Education, Sports, Art and Culture		
4202 Capital Outlay on Education, Sports, Art and Culture		
<i>01 General Education</i>		
201 Elementary Education		...
202 Secondary Education		...
203 University and Higher Education		...
600 General		...
800 Other expenditure		...
Total : <i>01 General Education</i>		...

NO. 12
DURING AND TO THE END OF THE YEAR 2000-2001
during the year

<i>Plan</i>	<i>Centrally Sponsored Plan Schemes (including NEC, Central Plan and Sub-Plan Schemes)</i>	<i>Total</i>	<i>Expenditure to the end of the year</i>
(3) Rs.	(4) Rs.	(5) Rs.	(6) Rs.
1,91,53,411	...	1,91,53,411	51,59,64,562
...	1,06,52,641
...	8,66,99,998
<u>1,91,53,411</u>	<u>...</u>	<u>1,91,53,411</u>	<u>61,33,17,201</u>
...	27,24,89,388
...	27,24,89,388
...	1,36,87,046
...	10,39,28,773
...	11,76,15,819
<u>1,91,53,411</u>	<u>...</u>	<u>1,91,53,411</u>	<u>1,00,34,22,408</u>
...	49,29,178
...	14,97,819
...	64,26,997
<u>1,91,53,411</u>	<u>...</u>	<u>1,91,53,411</u>	<u>1,00,98,49,405</u>
8,71,65,824	...	8,71,65,824	35,53,57,343
...	8,98,66,196
(-) 1,83,026	...	* (-) 1,83,026	5,14,71,429
...	64,46,986
...	33,72,95,370
<u>8,69,82,798</u>	<u>...</u>	<u>8,69,82,798</u>	<u>84,04,37,324</u>

* Reduction in Expenditure

STATEMENT
DETAILED STATEMENT OF CAPITAL EXPENDITURE
Expenditure
Nature of Expenditure *Non-Plan*

	(1)	(2) Rs.
B. CAPITAL ACCOUNT OF SOCIAL SERVICES -Contd.		
(a) Capital Account of Education, sports, Art and Culture - Concl'd.		
4202 Capital Outlay on Education, Sports, Art and Culture - Concl'd.		
02 Technical Education		
105 Engineering/ Technical Colleges & Institutes		...
800 Other expenditure		...
Total : 02. Technical Education		...
03 Sports and Youth Services - Sports Stadia		
101 Youth Hostels		...
102 Sports Stadia		...
800 Other expenditure		...
Total : 03 Sports and Youth Service Sports Stadia		...
04 Art and Culture		
104 Archives		...
800 Other expenditure		...
Contribution to Manipur Film Development Corporation Limited		...
Total : 04. Art and Culture		...
Total : 4202		...
Total : (a) capital Account of Education, Sports, Art and Culture		...

NO. 12
DURING AND TO THE END OF THE YEAR 2000-2001

During the year

<i>Plan</i>	<i>Centrally Sponsored Plan Schemes (including NEC, Central Plan and Sub-Plan Schemes)</i>	<i>Total</i>	<i>Expenditure to the end of the year</i>
(3)	(4)	(5)	(6)
Rs.	Rs.	Rs.	Rs.
...	1,95,96,900
...	1,92,20,814
...	3,88,17,714
...	10,39,77,751
...	1,47,12,381
(-) 22,53,959	...	* (-) 22,53,959	58,01,06,783
(-) 22,53,959	...	(-) 22,53,959	69,87,96,915
...	5,19,41,739
2,88,37,000	...	2,88,37,000	12,79,33,146
...	27,00,000
2,88,37,000	...	2,88,37,000	18,25,74,885
11,35,65,839	...	11,35,65,839	1,76,06,26,838
11,35,65,839	...	11,35,65,839	1,76,06,26,838

* Reduction in expenditure

STATEMENT
DETAILED STATEMENT OF CAPITAL EXPENDITURE

Expenditure
Non-Plan

Nature of Expenditure

	(1)	(2)
		Rs.
B. CAPITAL ACCOUNT OF SOCIAL SERVICES -Contd.		
(b) Capital Account of Health and Family Welfare.		
4210 Capital Outlay on Medical and Public Health		
<i>01 Urban Health Services</i>		
110 Hospital and Dispensaries		...
800 Other expenditure		...
Total : <i>01. Urban Health Services</i>		...
<i>02 Rural Health Services</i>		
101 Health sub-centres		...
103 Primary Health Centres		...
104 Community Health Centre		...
800 Other expenditure		...
Total : <i>02 Rural Health Services</i>		...
<i>80 General</i>		
102 I.S.M. and Homeopathy		...
110 Hospital and Dispensaries		...
800 Other expenditure		...
Total : <i>80. General</i>		...
Total : 4210		...
4211 Capital Outlay on Family Welfare		
101 Rural Family Welfare Services		...
102 Urban Family Welfare Services		...
103 Maternity and child Health		...
800 Other expenditure		...
Total : 4211		...
Total : (b) Capital Account of Health and Family Welfare		...

NO. 12
DURING AND TO THE END OF THE YEAR 2000-2001

During the year

<i>Plan</i>	<i>Centrally Sponsored Plan Schemes (including NEC, Central Plan and Sub-Plan Schemes)</i>	<i>Total</i>	<i>Expenditure to the end of the year</i>
(3)	(4)	(5)	(6)
Rs.	Rs.	Rs.	Rs.
...	52,64,869
...	8,09,00,648
...	8,61,65,517
...	1,54,31,904
3,43,030	...	3,43,030	2,56,42,821
17,60,636	...	17,60,636	2,67,25,143
...	2,10,70,531
21,03,666	...	21,03,666	8,88,70,399
...	21,95,046
...	8,60,480
3,65,568	...	3,65,568	4,39,56,656
3,65,568	...	3,65,568	4,70,12,182
24,69,234	...	24,69,234	22,20,48,098
...	1,02,02,076
...	1,45,36,575
...	23,46,721
...	49,38,598
...	3,20,23,970
24,69,234	...	24,69,234	25,40,72,068

STATEMENT

DETAILED STATEMENT OF CAPITAL EXPENDITURE

Expenditure
Non-Plan

Nature of Expenditure

	(1)	(2) Rs.
B. CAPITAL ACCOUNT OF SOCIAL SERVICES -Contd.		
(c) Capital Account of Water Supply, Sanitation, Housing and Urban Development		
4215 Capital Outlay on Water Supply and Sanitation		
<i>01 Water Supply</i>		
101 Urban Water Supply		...
102 Rural Water Supply		...
800 Other expenditure		...
Total : <i>01. Water Supply</i>		...
 <i>02 Sewerage and Sanitation</i>		
101 Urban Sanitation Services		...
102 Rural Sanitation Services		...
106 Sewerage Services		...
800 Other expenditure		...
Total : <i>02 Sewerage and Sanitation</i>		...
Total : 4215		...
 4216 Capital Outlay on Housing		
<i>01 Government Residential Buildings</i>		
106 General Pool Accommodation		...
107 Police Housing		...
700 Other Housing		54,423
Total : <i>01. Government Residential Buildings</i>		54,423

NO. 12
DURING AND TO THE END OF THE YEAR 2000-2001

During the year

<i>Plan</i>	<i>Centrally Sponsored Plan Schemes (including NEC, Central Plan and Sub-Plan Schemes)</i>	<i>Total</i>	<i>Expenditure to the end of the year</i>
(3)	(4)	(5)	(6)
Rs.	Rs.	Rs.	Rs.
17,78,44,625	15,63,110	17,94,07,735	1,34,12,98,338
7,91,12,272	76,36,009	8,67,48,281	2,15,72,16,038
1,14,61,536	...	1,14,61,536	18,31,82,513
<u>26,84,18,433</u>	<u>91,99,119</u>	<u>27,76,17,552</u>	<u>3,68,16,96,889</u>
26,02,931	...	26,02,931	12,60,01,813
...	2,05,601	2,05,601	8,73,21,832
...	1,09,51,066
...	1,32,41,400
<u>26,02,931</u>	<u>2,05,601</u>	<u>28,08,532</u>	<u>23,75,16,111</u>
<u>27,10,21,364</u>	<u>94,04,720</u>	<u>28,04,26,084</u>	<u>3,91,92,13,000</u>
29,47,309	...	29,47,309	46,30,68,405
...	19,15,01,593
...	...	54,423	14,07,28,729
<u>29,47,309</u>	<u>...</u>	<u>30,01,732</u>	<u>79,52,98,727</u>

STATEMENT
DETAILED STATEMENT OF CAPITAL EXPENDITURE

Nature of Expenditure

Expenditure
Non-Plan

	(1)	(2) Rs.
B. CAPITAL ACCOUNT OF SOCIAL SERVICES -Contd.		
(c) Capital Account of Water Supply, Sanitation, Housing and Urban Development -Concl'd.		
4216 Capital Outlay on Housing -Concl'd.		
80 General		
190 Investment in Public Sector and Other Undertakings -9 th Finance Commission		..
Total : 4216		54,423
4217 Capital Outlay on Urban Development		
01 State Capital Development		
800 Other expenditure		...
Total : 4217		...
Total : (c) Capital Account of Water Supply, Sanitation, Housing and Urban Development		54,423
(d) Capital Account of Information and Broadcasting		
4220 Capital Outlay on Information and Publicity		
60 Others		
101 Buildings		...
Total : 4220		...
Total : (d) Capital Account of Information & Broadcasting		...

NO. 12
DURING AND TO THE END OF THE YEAR 2000-2001

During the year

<i>Plan</i>	<i>Centrally Sponsored Plan Schemes (including NEC, Central Plan and Sub-Plan Schemes)</i>	<i>Total</i>	<i>Expenditure to the end of the year</i>
(3) Rs.	(4) Rs.	(5) Rs.	(6) Rs.
...		...	24,33,150
<u>29,47,309</u>	<u>...</u>	<u>30,01,732</u>	<u>79,77,31,877</u>
...	22,34,29,518
<u>...</u>	<u>...</u>	<u>...</u>	<u>22,34,29,518</u>
<u>27,39,68,673</u>	<u>94,04,720</u>	<u>28,34,27,816</u>	<u>4,94,03,74,395</u>
...	17,47,636
<u>...</u>	<u>...</u>	<u>...</u>	<u>17,47,636</u>
<u>...</u>	<u>...</u>	<u>...</u>	<u>17,47,636</u>

STATEMENT

DETAILED STATEMENT OF CAPITAL EXPENDITURE

Expenditure
Non-Plan

Nature of Expenditure

	(1)	(2) Rs.
B. CAPITAL ACCOUNT OF SOCIAL SERVICES -Contd.		
(e) Capital Account of Welfare of Scheduled Castes, Scheduled Tribes and Other Backward Classes.		
4225 Capital Outlay on Welfare of Scheduled Castes, Scheduled Tribes and Other Backward Classes.		
02 <i>Welfare of Scheduled Tribes</i>		
190 Investment in Public sector and Other undertakings - Investment in Manipur Tribal Development corporation limited.		...
800 Other expenditure		...
Total : 02 <i>Welfare of Scheduled Tribes</i>		...
Total : 4225		...
Total : (e) Capital Outlay on Welfare of Scheduled Castes, Scheduled Tribes and Other Backward Classes.		...
(g) Capital Account of Social Welfare and Nutrition		
4235 Capital Outlay on Social Security and Welfare		
02 <i>Social Welfare</i>		
101 Welfare of handicapped		...
102 Child Welfare		...
103 Women's Welfare		...
104 Welfare of Aged, infirm and destitute		...
800 Other expenditure		...
Total : 02 <i>Social Welfare</i>		...
Total : 4235		...
Total : (g) Capital Account of Social Welfare and Nutrition		...

NO. 12**DURING AND TO THE END OF THE YEAR 2000-2001**

During the year

<i>Plan</i>	<i>Centrally Sponsored Plan Schemes (including NEC, Central Plan and Sub-Plan Schemes)</i>	<i>Total</i>	<i>Expenditure to the end of the year</i>
(3) Rs.	(4) Rs.	(5) Rs.	(6) Rs.
...	20,00,000
...	1,14,99,563
...	<u>1,34,99,563</u>
...	<u>1,34,99,563</u>
...	<u>1,34,99,563</u>
...	6,60,319
...	4,16,003
...	4,33,438
...	14,53,450
...	1,41,23,312
...	<u>1,70,86,522</u>
...	<u>1,70,86,522</u>
...	<u>1,70,86,522</u>

**STATEMENT
DETAILED STATEMENT OF CAPITAL EXPENDITURE**

	(1)	(2) Rs.
Expenditure Non-Plan		
<i>Nature of Expenditure</i>		
B. CAPITAL ACCOUNT OF SOCIAL SERVICES -Concl.		
(h) Capital Account of Other Social Services		
4250 Capital Outlay on Other Social Services		
800 Other expenditure - Industrial Training Institute		...
Total : 4250		...
Total : (h) Capital Account of Other Social Services		...
TOTAL : B. CAPITAL ACCOUNT OF SOCIAL SERVICES		54,423
C. CAPITAL ACCOUNT OF ECONOMIC SERVICES		
(a) Capital Account of Agriculture and Allied Activities		
4401 Capital Outlay on Crop Husbandry		
103 Seeds		(-) 5,05,100
104 Agricultural Farms		...
105 Manures and Fertilizers		...
107 Plant Protection		(-) 2,02,310
119 Horticulture and Vegetable Crops		...
190 Investments in Public Sector and Other undertakings - Investment in Manipur Plantation Crops Corporation Limited.		...
800 Other expenditure		(-) 2,99,275
901 <i>Deduct</i> - Receipt and Recoveries on Capital Account		...
Total : 4401		(-) 10,06,685

NO. 12**DURING AND TO THE END OF THE YEAR 2000-2001 -Contd.**

During the year

<i>Plan</i>	<i>Centrally Sponsored Plan Schemes (including NEC, Central Plan and Sub-Plan Schemes)</i>	<i>Total</i>	<i>Expenditure to the end of the year</i>
(3) Rs.	(4) Rs.	(5) Rs.	(6) Rs.
...	1,53,54,711
...	1,53,54,711
...	1,53,54,711
<u>39,00,03,746</u>	<u>94,04,720</u>	<u>39,94,62,889</u>	<u>7,00,27,61,733</u>
...	...	*(-) 5,05,100	3,21,52,214
...	3,46,92,658
...	6,58,80,025
...	...	*(-) 2,02,310	1,44,16,997
...	29,78,528
...	34,00,000
...	...	*(-) 2,99,275	1,81,94,328
...	(-) 6,72,82,942
...	...	<u>(-) 10,06,685</u>	<u>10,44,31,808</u>

* Reduction in expenditure

STATEMENT
DETAILED STATEMENT OF CAPITAL EXPENDITURE

Expenditure
Non-Plan

Nature of Expenditure

	(1)	(2) Rs.
C.	<i>CAPITAL ACCOUNT OF ECONOMIC SERVICES -Contd.</i>	
	<i>(a) Capital Account of Agricultural and Allied Activities -Contd.</i>	
4402	Capital Outlay on Soil and Water Conservation	
102	Soil Conservation	...
800	Other expenditure	...
	Total : 4402	...
4403	Capital Outlay on Animal Husbandry	
800	Other expenditure	...
	Total : 4403	...
4404	Capital Outlay on Dairy Development	
102	Dairy Development Project	...
800	Other expenditure	...
	Total : 4404	...
4405	Capital Outlay on Fisheries	
101	Inland Fisheries	...
109	Extension and Training	...
191	Fisherman's Co-operatives	...
800	Other expenditure	...
	Total : 4405	...
4406	Capital Outlay on Forestry & Wild Life	
02	<i>Environmental Forestry & Wild Life</i>	
112	Public Gardens	...
800	Other expenditure	...
	<i>Deduct Recovery</i>	...
	Total : 02. <i>Environmental Forestry & Wild Life</i>	...
	Total : 4406	...

NO. 12

DURING AND TO THE END OF THE YEAR 2000-2001 -Contd.

During the year

<i>Plan</i>	<i>Centrally Sponsored Plan Schemes (including NEC, Central Plan and Sub-Plan Schemes)</i>	<i>Total</i>	<i>Expenditure to the end of the year</i>
(3) Rs.	(4) Rs.	(5) Rs.	(6) Rs.
...	1,54,75,917
...	16,86,25,183
...	18,41,01,100
95,665	...	95,665	8,24,41,172
95,665	...	95,665	8,24,41,172
...	1,10,42,847
...	8,48,502
...	1,18,91,349
...	41,30,623
...	1,36,64,153
...	2,01,000
...	1,08,77,029
...	2,88,72,805
...	4,46,301
...	2,96,078
...	-525
...	7,41,854
...	7,41,854

STATEMENT
DETAILED STATEMENT OF CAPITAL EXPENDITURE
Nature of Expenditure Expenditure
Non-Plan

	(1)	(2) Rs.
C. CAPITAL ACCOUNT OF ECONOMIC SERVICES -Contd.		
(a) Capital Account of Agricultural and Allied Activities -Contd.		
4408 Capital Outlay on Food Storage and Warehousing		
01 Food		
101 Procurement and Supply		2,34,91,771
800 Other expenditure		...
Deduct Recoveries		...
Total : 01 Food		2,34,91,771
02 Storage and Warehousing		
101 Rural Godown Programme		...
800 Other expenditure		...
Deduct Recoveries		...
Total : 02 Storage and Warehousing		...
Total : 4408		2,34,91,771
4415 Capital Outlay on Agricultural Research and Education		
07 Plantation		
800 Other expenditure		...
Investment in Manipur Plantation Crops Corporation Limited		...
Investment in Manipur Tribal Development Corporation Limited		...
Total : 07		...
Total : 4415		...

NO. 12**DURING AND TO THE END OF THE YEAR 2000-2001 -Contd.**

During the year

<i>Plan</i>	<i>Centrally Sponsored Plan Schemes (including NEC, Central Plan and Sub-Plan Schemes)</i>	<i>Total</i>	<i>Expenditure to the end of the year</i>
(3) Rs.	(4) Rs.	(5) Rs.	(6) Rs.
...	...	2,34,91,771	29,35,30,143
...	1,08,78,963
...	- 17,66,69,333
...	...	<u>2,34,91,771</u>	<u>12,77,39,773</u>
...	- 1,08,04,149
...	13,36,915
...	- 4,22,78,902
...	<u>- 5,17,46,136</u>
...	...	<u>2,34,91,771</u>	<u>7,59,93,637</u>
65,27,000	...	65,27,000	7,21,93,000
...	2,95,71,000
...	1,40,00,000
<u>65,27,000</u>	...	<u>65,27,000</u>	<u>11,57,64,000</u>
<u>65,27,000</u>	...	<u>65,27,000</u>	<u>11,57,64,000</u>

**STATEMENT
DETAILED STATEMENT OF CAPITAL EXPENDITURE**

Nature of Expenditure Expenditure
Non-Plan

	(1)	(2) Rs.
C. CAPITAL ACCOUNT OF ECONOMIC SERVICES -Contd.		
(a) Capital Account of Agricultural and Allied Activities -Contd.		
4416 Investments in Agricultural, Financial Institutions		
190 Investment in Public Sector & Other undertakings		...
Investment in Manipur Agro-Industrial Corporation Limited.		...
Investment in Manipur State Co-operative Bank Limited		...
Investment in Manipur Rural Bank		...
Total : 4416		...
4425 Capital Outlay on Co-operation		
001 Direction and Administration		...
106 Investments in Multipurpose Rural Co-operatives		...
107 Investments in Credit Co-operatives		...
108 Investment in Other Co-operatives		...
200 Other Investments		...
800 Other expenditure		...
190 Investment in Public Sector other undertakings		...
Total : 4425		...
Total : (a) Capital Account of Agricultural and Allied Activities		2,24,85,086
(b) Capital Account of Rural Development		
4515 Capital Outlay on Other Rural Development Programme		
102 Community Development		...
800 Other expenditure		...
Total : 4515		...
Total : (b) Capital Account of Rural Development		...

NO. 12**DURING AND TO THE END OF THE YEAR 2000-2001 -Contd.**

During the year

<i>Plan</i>	<i>Centrally Sponsored Plan Schemes (including NEC, Central Plan and Sub-Plan Schemes)</i>	<i>Total</i>	<i>Expenditure to the end of the year</i>
(3)	(4)	(5)	(6)
Rs.	Rs.	Rs.	Rs.
...	1,95,50,600
...	47,16,000
...	2,00,000
...	3,75,000
...	2,48,41,600
...	22,80,000
...	5,23,25,650
...	2,50,000	2,50,000	3,99,77,990
...	2,00,000	2,00,000	9,10,25,925
...	10,95,632
...	3,00,000
...	67,45,028
...	4,50,000	4,50,000	19,37,50,225
66,22,665	4,50,000	2,95,57,751	82,28,29,550
...	60,265
14,47,000	...	14,47,000	56,73,730
14,47,000	...	14,47,000	57,33,995
14,47,000	...	14,47,000	57,33,995

STATEMENT

DETAILED STATEMENT OF CAPITAL EXPENDITURE

Expenditure
Non-Plan

Nature of Expenditure

	(1)	(2)
		Rs.
C. CAPITAL ACCOUNT OF ECONOMIC SERVICES -Contd.		
(c) Capital Account of Special Areas Programme		
4552 Capital Outlay on North Eastern Areas		
00		
337 Road Works		...
01 <i>Hydel Generation</i>		...
005 Investigation		...
02 <i>Major Irrigation</i>		...
800 Other Expenditure		...
03 <i>State Highways</i>		...
337 Road Works		...
04 <i>Medium Irrigation Projects</i>		...
051 Construction		...
836 Jiri Medium Irrigation Project		...
Refund of Excess Payment		...
<i>Animal Husbandry</i>		...
102 Cattle and Buffalo Development		...
105 Piggery Development		...
106 Other Livestock Development		...
Medical		...
Agriculture		...
Industries		...
800 Other expenditure		...
Total : 4552		...
Total : (c) Capital Account of Special Areas		...
Programmes		...
(d) Capital Account of Irrigation & Flood Control		
4701 Capital Outlay on Major and Medium Irrigation		
01 <i>Major Irrigation Commercial</i>		
001 Direction and Administration		...
Total : 01		...
02 <i>Major Irrigation - Non-Commercial</i>		
005 Survey and Investigation		...
051 Construction		...

NO. 12**DURING AND TO THE END OF THE YEAR 2000-2001 -Contd.**

During the year

<i>Plan</i>	<i>Centrally Sponsored Plan Schemes (including NEC, Central Plan and Sub-Plan Schemes)</i>	<i>Total</i>	<i>Expenditure to the end of the year</i>
(3) Rs.	(4) Rs.	(5) Rs.	(6) Rs.
...	1,80,92,810	1,80,92,810	2,48,85,202
...	80,68,177
...	3,00,000	3,00,000	9,18,740
...	64,04,81,786
...	61,87,584
...	1,59,423
...	- 63,716
...	17,505
...	37,96,732
...	1,21,36,517
...	53,23,611
...	26,10,946
...	4,00,983
...	41,69,851
...	<u>1,83,92,810</u>	<u>1,83,92,810</u>	<u>70,90,93,341</u>
...	<u>1,83,92,810</u>	<u>1,83,92,810</u>	<u>70,90,93,341</u>
...	1,12,99,846
...	1,12,99,846
...	5,92,268
17,64,24,155	...	17,64,24,155	1,79,95,21,031

**STATEMENT
DETAILED STATEMENT OF CAPITAL EXPENDITURE**

<i>Nature of Expenditure</i>	Expenditure <i>Non-Plan</i>
(1)	(2) Rs.
C. CAPITAL ACCOUNT OF ECONOMIC SERVICES -Contd.	
(d) Capital Account of Irrigation and Flood Control -Contd.	
4701 Capital Outlay on Major & Medium Irrigation -Concl.	
054 Improvement of Irrigation Projects	...
830 Thoubal Multipurpose River Irrigation Project	...
831 Singda Lift Irrigation Project	...
832 Khuga irrigation Project	
Loktak Lift Irrigation Project	...
052 Machinery and Equipment	...
800 Other expenditure	...
<i>Total : 02. Major Irrigation Non-Commercial</i>	...
04 <i>Medium Irrigation - Non-Commercial</i>	
051 Construction	...
834 Dollaithabi River Irrigation Project	...
835 Sekmai Barrage	...
Khoupum Dam	...
Iram Siphai Barrage Project	...
Other Scheme each costing Rs. 25 lakhs and less	...
Deduct recoveries	...
<i>Total : 04 Medium Irrigation -Non-commercial</i>	...
80 <i>General</i>	
004 Research	...
005 Survey and Investigation	...
052 Machinery and Equipment	...
800 Other expenditure	...
<i>Total : 80 General</i>	...
<i>Total : 4701</i>	...
4702 Capital Outlay on Minor Irrigation	
101 Surface Water	...
102 Ground Water	...
800 Other expenditure	...
<i>Total : 4702</i>	...

NO. 12

DURING AND TO THE END OF THE YEAR 2000-2001 -Contd.

During the year

<i>Plan</i>	<i>Centrally Sponsored Plan Schemes (including NEC, Central Plan and Sub-Plan Schemes)</i>	<i>Total</i>	<i>Expenditure to the end of the year</i>
(3)	(4)	(5)	(6)
Rs.	Rs.	Rs.	Rs.
13,69,806		13,69,806	35,10,689
...	76,52,69,260
...	37,03,92,518
...	52,60,44,603
...	28,02,79,076
...	2,38,17,765
4,96,277		4,96,277	16,62,01,103
<u>17,82,90,238</u>	...	<u>17,82,90,238</u>	<u>3,93,56,28,313</u>
1,79,22,297	...	1,79,22,297	10,24,98,285
...	10,65,89,268
...	10,42,82,816
...	3,04,00,124
...	6,25,67,933
...	1,60,59,387
...	- 30,27,893
<u>1,79,22,297</u>	...	<u>1,79,22,297</u>	<u>41,93,69,920</u>
...	2,74,63,714
1,19,72,516	...	1,19,72,516	15,09,40,989
...	1,31,944
...	18,95,283
<u>1,19,72,516</u>	...	<u>1,19,72,516</u>	<u>18,04,31,930</u>
<u>20,81,85,051</u>	...	<u>20,81,85,051</u>	<u>4,54,67,30,009</u>
41,94,903	...	41,94,903	27,53,81,499
36,10,980	...	36,10,980	9,12,43,193
82,92,676	...	82,92,676	12,62,40,042
<u>1,60,98,559</u>	...	<u>1,60,98,559</u>	<u>49,28,64,734</u>

STATEMENT

DETAILED STATEMENT OF CAPITAL EXPENDITURE

Expenditure
Non-Plan

Nature of Expenditure

	(1)	(2) Rs.
C. CAPITAL ACCOUNT OF ECONOMIC SERVICES -Contd.		
(d) Capital Account of Irrigation & Flood Control-Concl'd.		
4705 Capital Outlay on Command Area Development		
Command Area Development		...
Total : 4705		...
4711 Capital Outlay on Flood Control Project		
01 Flood Control		
103 Civil Works		...
106 Original Works		...
800 Other expenditure		...
Embarkment Project Works		...
Flood Control Projects in Valley		...
Flood Control Projects in Hills		...
Other schemes each costing Rs. 25 lakhs and less		...
Others		...
Total : 01. Flood Control		...
Total : 4711		...
Total: (d) Capital Account of Irrigation & Flood Control		...
(e) Capital Account of Energy		
4801 Capital Outlay on Power Projects		
01 Hydel Generation		
001 Direction and Administration		...
052 Machinery and Equipment		...
799 Suspense		
Hydel Schemes		...
Survey and Investigation		...
Lokchao Hydel Schemes		...
Leimakhong Stage II		...
Leimakhong Stage III		...
Leimakhong Hydel Electric Project		...
Booning Micro Hydel Scheme		...
Booning Hydel Project		...

NO. 12**DURING AND TO THE END OF THE YEAR 2000-2001 -Contd.**

During the year

<i>Plan</i>	<i>Centrally Sponsored Plan Schemes (including NEC, Central Plan and Sub-Plan Schemes)</i>	<i>Total</i>	<i>Expenditure to the end of the year</i>
(3) Rs.	(4) Rs.	(5) Rs.	(6) Rs.
...	13,60,891
...	13,60,891
41,64,974	...	41,64,974	17,58,22,404
...	17,86,21,312
2,38,393	...	2,38,393	(-)10,38,864
...	3,87,56,573
...	7,73,06,383
...	36,44,444
...	24,91,243
...	91,90,113
44,03,367	...	44,03,367	48,47,93,608
44,03,367	...	44,03,367	48,47,93,608
22,86,86,977	...	22,86,86,977	5,52,57,49,242
...	6,79,87,934
...	1,09,986
4,01,174	...	4,01,174	(-) 7,64,79,040
...	25,62,420
...	1,84,73,207
...	81,30,438
...	2,11,84,247
...	48,25,899
...	1,83,02,531
...	30,30,657

STATEMENT
DETAILED STATEMENT OF CAPITAL EXPENDITURE

	<i>Nature of Expenditure</i>	<i>Expenditure Non-Plan</i>
	(1)	(2) Rs.
C.	<i>CAPITAL ACCOUNT OF ECONOMIC SERVICES -Contd.</i>	
(e)	<i>Capital Account of Energy -Contd.</i>	
4801	<i>Capital Outlay on Power Projects - Contd.</i>	
	Keithelmanbi Hydel Project	...
	Gelnel Hydel Project	...
	Tuivai Hydro Project	...
	Loktak Down Stream Development Project	...
	Maklang Hydel Project in lieu of Keithelmanbi	...
	Nungsangkhong	...
	Minimum Needs Programmes	...
	Other schemes each costing Rs.25 lakhs and less	...
	Other expenditure	...
	<i>Total : 01 Hydel Generation</i>	...
02	<i>Thermal Power Generation</i>	
799	<i>Suspense -Electricity schemes in Manipur Pre-1974-75 outlay not allocated</i>	...
	<i>Total : 02 Thermal Power Generation</i>	...
04	<i>Diesel/Gas Power Generation</i>	
001	<i>Direction and Administration</i>	...
799	<i>Suspense</i>	
	Segmentation of Diesel Power Systems	...
	Diesel Generation Schemes in Manipur	...
800	<i>Other expenditure</i>	
	Leimakhong Heavy Fuel based Powers Project	...
	Installation of 2 MW Diesel Generating Sets at Imphal	...
	Augmentation of Diesel Power House at Districts	...
	<i>Total : 04 Diesel/Gas Power Generation</i>	...
05	<i>Transmission and Distribution</i>	
001	<i>Direction and Administration</i>	...
799	<i>Suspense</i>	
	Inter State Transmission Schemes	...
	Building Projects	...

NO. 12**DURING AND TO THE END OF THE YEAR 2000-2001 -Contd.**

During the year

<i>Plan</i>	<i>Centrally Sponsored Plan Schemes (including NEC, Central Plan and Sub-Plan Schemes)</i>	<i>Total</i>	<i>Expenditure to the end of the year</i>
(3) Rs.	(4) Rs.	(5) Rs.	(6) Rs.
...	85,577
...	1,43,35,560
...	1,93,347
...	20,11,478
...	19,64,970
...	2,11,05,254
...	3,45,11,266
...	15,50,503
...	1,13,63,476
<u>4,01,174</u>	<u>...</u>	<u>4,01,174</u>	<u>15,52,49,710</u>
...	2,78,14,531
...	2,78,14,531
...	15,78,23,038
17,88,31,683	...	17,88,31,683	40,08,50,166
...	8,40,77,152
...	86,00,51,405
...	1,39,91,211
...	97,50,319
<u>17,88,31,683</u>	<u>...</u>	<u>17,88,31,683</u>	<u>1,52,65,43,291</u>
9,44,93,925	...	9,44,93,925	72,84,84,021
2,47,21,958	...	2,47,21,958	84,99,49,249
...	2,410

STATEMENT
DETAILED STATEMENT OF CAPITAL EXPENDITURE

<i>Nature of Expenditure</i>	<i>Expenditure Non-Plan</i>
(1)	(2) Rs.
C. CAPITAL ACCOUNT OF ECONOMIC SERVICES -Contd.	
(e) Capital Account of Energy -Concl'd..	
4801 Capital Outlay on Power Projects - Concl'd.	
Installation of 2 x 315 MVA, 33/11 KVS/S	...
Augmentation of existing 38/11 KVS/s	...
Normal Dev. Works & Transmission and Distribution	...
Yurembam Augmentation-by 20 MVA and Repair	...
Ningthoukhong 2x12.5 MVA/132 KV System	...
Yaingangpokpi 2x20 MVA/132 KV System	...
Kakching 1x20 MVA/132 KV System	...
Senapati/Churachandpur 132 KV System	...
33 KV Sub-Station Transmission System	...
Distribution System	...
System Improvement Schemes	...
132/33 KV Supply System at Jiribam	...
800 Other expenditure	...
Total : 05 Transmission and Distribution	...
06 Rural Electrification	
001 Direction and Administration	...
799 Suspense	...
Rural Electrification	...
Other Schemes each costing Rs.25 lakhs and less	...
Electrification of villages	...
Intensification of Electrical villages	...
800 Other expenditure	...
Minimum Needs Programmes	...
Total : 06 Rural Electrification	...
80 General	
003 Training	...
004 Research and Development	...
800 Other expenditure	...
Total : 80 General	...
Total : 4801	...
Total : (e) Capital Account of Energy	...

NO. 12**DURING AND TO THE END OF THE YEAR 2000-2001 -Contd.**

During the year

<i>Plan</i>	<i>Centrally Sponsored Plan Schemes (including NEC, Central Plan and Sub-Plan Schemes)</i>	<i>Total</i>	<i>Expenditure to the end of the year</i>
(3)	(4)	(5)	(6)
Rs.	Rs.	Rs.	Rs.
...	- 1,01,152
...	2,602
...	3,88,32,890
...	1,66,47,148
...	80,56,799
...	8,13,49,641
...	7,85,58,348
...	3,42,85,994
...	15,06,44,619
...	34,08,85,325
...	6,60,29,186
...	16,41,549
...	31,97,29,929
<u>11,92,15,883</u>	<u>...</u>	<u>11,92,15,883</u>	<u>2,71,49,98,558</u>
16,06,25,247	...	16,06,25,247	1,15,29,84,634
...	30,76,79,907
4,86,19,420	...	4,86,19,420	28,38,23,501
...	21,65,38,000
...	55,65,943
...	2,34,04,158
...	85,239
...	19,75,71,373
<u>20,92,44,667</u>	<u>...</u>	<u>20,92,44,667</u>	<u>2,18,76,52,755</u>
...	2,18,727
...	10,08,336
2,32,535	...	2,32,535	17,43,05,326
<u>2,32,535</u>	<u>...</u>	<u>2,32,535</u>	<u>17,55,32,389</u>
50,79,25,942	...	50,79,25,942	6,78,77,91,234
<u>50,79,25,942</u>	<u>...</u>	<u>50,79,25,942</u>	<u>6,78,77,91,234</u>

STATEMENT
DETAILED STATEMENT OF CAPITAL EXPENDITURE

<i>Nature of Expenditure</i>	(1)	(2) Rs.
C. CAPITAL ACCOUNT OF ECONOMIC SERVICES -Contd.		
<i>(f) Capital Account of Industry and Minerals</i>		
4851 Capital Outlay on village and Small Industries		
101 Industrial Estate		...
102 Small Scale Industries		...
Other Schemes each costing Rs. 25 lakhs and less		...
103 Handloom Industries Investments in Manipur Handloom and Handicrafts Corporation		...
Other Schemes each costing Rs.25 lakhs and less		...
104 Handicrafts Industries -Other Schemes each costing Rs.25 lakhs and less		...
107 Sericulture Industries		...
Other Schemes each costing Rs.25 lakhs and less		...
109 Composite Village and Small Industries Co-operatives		...
200 Other Village Industries		...
800 Other expenditure		...
Total : 4851		...
4852 Capital Outlay on Iron and Steel Industries		
02 <i>Manufacture</i>		
190 Investment in Public Sector and Other undertakings - Investment in Manipur Cycle corporations Limited		...
Total : 4852		...
4853 Capital Outlay on Non-ferrous Mining & Metallurgical Industries		
01 <i>Mineral Exploration and Development</i>		
800 Other expenditure		...
02 <i>Non-Ferrous Metals</i>		
800 Other expenditure		...
Total : 4853		...

NO. 12

DURING AND TO THE END OF THE YEAR 2000-2001 -Contd.

During the year

<i>Plan</i>	<i>Centrally Sponsored Plan Schemes (including NEC, Central Plan and Sub-Plan Schemes)</i>	<i>Total</i>	<i>Expenditure to the end of the year</i>
(3) Rs.	(4) Rs.	(5) Rs.	(6) Rs.
...	2,35,50,797
...	69,32,399
...	86,15,177
...	2,32,79,786
...	45,35,108
...	1,90,81,258
4,13,59,000	...	4,13,59,000	14,18,13,821
...	72,14,359
...	4,95,000
...	20,950
...	65,17,615
<u>4,13,59,000</u>	<u>...</u>	<u>4,13,59,000</u>	<u>24,20,56,270</u>
...	52,15,000
<u>...</u>	<u>...</u>	<u>...</u>	<u>52,15,000</u>
...	29,78,482
...	8,58,755
<u>...</u>	<u>...</u>	<u>...</u>	<u>38,37,237</u>

STATEMENT
DETAILED STATEMENT OF CAPITAL EXPENDITURE

<i>Nature of Expenditure</i>	<i>Expenditure Non-Plan</i>
(1)	(2) Rs.
C. CAPITAL ACCOUNT OF ECONOMIC SERVICES -Contd.	
(f) Capital Account of Industry and Minerals -Contd.	
4854 Capital Outlay on Cement & Non-Metallurgical Mineral Industries	
01 <i>Cement</i>	
190 Investment in Public Sector and Other undertakings - Investment in Manipur Cements Limited	...
Total : 4854	...
4859 Capital Outlay on Telecommunication & Electronic Industries	
02 <i>Electronics</i>	
190 Investment in Public Sector and Other undertakings - Investment in Manipur Electronics Corporation Limited	...
Total : 4859	...
4860 Capital Outlay on Consumer Industries	
01 <i>Textiles</i>	
101 Industrial Estate	...
190 Investment in Public Sector and Other undertakings - Investment in Manipur Spinning Mills Corporation Limited	...
Total : 01	...
04 <i>Sugar</i>	
004 Research and Development	...
800 Other expenditure	8,745
Total : 04. Sugar	8,745

NO. 12
DURING AND TO THE END OF THE YEAR 2000-2001 -Contd.
 During the year

<i>Plan</i>	<i>Centrally Sponsored Plan Schemes (including NEC, Central Plan and Sub-Plan Schemes)</i>	<i>Total</i>	<i>Expenditure to the end of the year</i>
(3) Rs.	(4) Rs.	(5) Rs.	(6) Rs.
...	1,39,85,000
...	1,39,85,000
...	1,89,40,000
...	1,89,40,000
...	3,04,71,000
...	12,05,51,576
...	15,10,22,576
...	30,43,703
...	...	8,745	1,37,66,806
...	...	8,745	1,68,10,509

STATEMENT
DETAILED STATEMENT OF CAPITAL EXPENDITURE

Expenditure
Non-Plan

Nature of Expenditure

	(1)	(2) Rs.
C. CAPITAL ACCOUNT OF ECONOMIC SERVICES -Contd.		
(f) Capital Account of Industry and Minerals -Concl'd.		
4860 Capital Outlay on Consumer Industries -Concl'd.		
60 Others		
600 Others -Share contribution to Manipur Cycle corporation Limited		...
Share contribution to Manipur Electronic Corporation Limited		...
Sugar factory		...
Share contribution to Manipur Cement Factory		...
Share contribution to Manipur Development and Financial Corporation Limited		...
Distillery Plant		...
Paper Plant		...
Starch and Glucose Projects		...
Mechanical Brick Unit		...
Khansari Sugar Factory		...
Other Industries		...
Total : 60 Others		...
Total : 4860		8,745
 4885 Other Capital Outlay on Industries & Minerals		
01 Investments in Industrial Financial Institutions		
190 Investments in Public Sector and other undertakings - Investments in Manipur Industrial Development Corporation Limited		...
Investment in Assam Financial Corporation		...
Total : 01. Investments in Industrial Financial Institutions		...
Total : 4885		...
Total : (f) Capital Outlay on Industry & Minerals		8,745

NO. 12**DURING AND TO THE END OF THE YEAR 2000-2001 -Contd.**

During the year

<i>Plan</i>	<i>Centrally Sponsored Plan Schemes (including NEC, Central Plan and Sub-Plan Schemes)</i>	<i>Total</i>	<i>Expenditure to the end of the year</i>
(3) Rs.	(4) Rs.	(5) Rs.	(6) Rs.
...	16,00,000
...	96,88,000
...	64,50,000
...	19,94,000
...	4,95,50,000
...	12,791
...	12,22,249
...	45,862
...	1,000
...	1,98,533
...	2,64,98,374
...	9,72,60,809
...	...	8,745	26,50,93,894
...	2,92,21,000
...	15,33,500
...	3,07,54,500
...	3,07,54,500
4,13,59,000	...	4,13,67,745	57,98,81,901

STATEMENT
DETAILED STATEMENT OF CAPITAL EXPENDITURE

Expenditure
Non-Plan

Nature of Expenditure

	(1)	(2) Rs.
C. CAPITAL ACCOUNT OF ECONOMIC SERVICES -Contd.		
(g) Capital Account of Transport.		
5054 Capital Outlay on Roads and Bridges.		
01 National Highways		
052 Machinery and Equipment		...
337 Road Works		...
800 Other expenditure - Roads of Inter State Importance		...
Total : 01 National Highways		...
02 Strategic and Border Roads		
377 Road Works		...
800 Other expenditure Border Roads		...
Total : 02 Strategic and Border Roads		...
03 State Highways		
052 Machinery and Equipment		...
101 Bridges		...
337 Road Works		...
800 Other expenditure		...
Total : 03 State Highways		...
04 District and Other Roads		
337 Road Works		...
800 Other expenditure Deduct Recoveries		...
Total : 04 District and Other Roads		...
80 General		
004 Research		...
800 Other expenditure		...
Total : 80 General		...
Total : 5054		...

NO. 12**DURING AND TO THE END OF THE YEAR 2000-2001 -Contd.**

During the year

<i>Plan</i>	<i>Centrally Sponsored Plan Schemes (including NEC, Central Plan and Sub-Plan Schemes)</i>	<i>Total</i>	<i>Expenditure to the end of the year</i>
(3)	(4)	(5)	(6)
Rs.	Rs.	Rs.	Rs.
...	60,92,353
...	11,24,52,384
...	2,21,48,449
...	14,06,93,186
...	3,79,78,409
...	17,50,294
...	29,05,32,930
...	33,02,61,633
...	12,74,25,430
98,74,385	...	98,74,385	33,10,27,293
8,37,83,057	...	8,37,83,057	95,67,57,250
...	29,56,03,681
9,36,57,442	...	9,36,57,442	1,71,08,13,654
49,78,107	...	49,78,107	7,98,97,894
10,88,35,393	...	10,88,35,393	3,36,02,27,970
...	- 75
11,38,13,500	...	11,38,13,500	3,44,01,25,789
22,91,970	...	22,91,970	4,24,95,232
...	5,64,26,166
22,91,970	...	22,91,970	9,89,21,398
20,97,62,912	...	20,97,62,912	5,72,08,15,660

STATEMENT
DETAILED STATEMENT OF CAPITAL EXPENDITURE

<i>Nature of Expenditure</i>	<i>Expenditure Non-Plan</i>
(1)	(2) Rs.
C. CAPITAL ACCOUNT OF ECONOMIC SERVICES -Contd.	
(g) Capital Account of Transport -Concl'd.	
5055 Capital Outlay on Roads Transport	
050 Lands and Buildings	...
102 Acquisition of Fleet	...
103 Workshop facilities	...
190 Investment in Public Sector and Other undertakings	...
Investment in Manipur State Road Transport Corporation	...
800 Other expenditure	...
Total : 5055	...
Total : (g) Capital Account of Transport	...
(i) Capital Account of Science, Technology & Environment	
5425 Capital Outlay on Other Scientific & Environmental Research	
800 Other expenditure - Border Roads	...
Total : 5425	...
Total : (i) Capital Account of Science, Technology & Environment	...

NO. 12**DURING AND TO THE END OF THE YEAR 2000-2001 -Contd.**

During the year

<i>Plan</i>	<i>Centrally Sponsored Plan Schemes (including NEC, Central Plan and Sub-Plan Schemes)</i>	<i>Total</i>	<i>Expenditure to the end of the year</i>
(3)	(4)	(5)	(6)
Rs.	Rs.	Rs.	Rs.
...	4,49,55,138
...	12,90,840
...	1,81,42,058
1,87,00,000	...	1,87,00,000	3,08,32,500
...	24,18,94,423
...	37,25,827
<u>1,87,00,000</u>	<u>...</u>	<u>1,87,00,000</u>	<u>34,08,40,786</u>
<u>22,84,62,912</u>	<u>...</u>	<u>22,84,62,912</u>	<u>6,06,16,56,446</u>
4,95,211	...	4,95,211	90,30,974
<u>4,95,211</u>	<u>...</u>	<u>4,95,211</u>	<u>90,30,974</u>
<u>4,95,211</u>	<u>...</u>	<u>4,95,211</u>	<u>90,30,974</u>

STATEMENT

DETAILED STATEMENT OF CAPITAL EXPENDITURE

Expenditure
Non-Plan

Nature of Expenditure

	(1)	(2) Rs.
C. CAPITAL ACCOUNT OF ECONOMIC SERVICES –Concl'd		
(j) Capital Account of General Economic Services		
5452 Capital Outlay on Tourism		
01 <i>Tourist Infrastructure</i>		
101 Tourist Center		...
800 Other expenditure		...
Total : 01. <i>Tourist Infrastructure</i>		...
80 <i>General</i>		
104 Promotion and Publicity		...
800 Other expenditure		...
Total : 80 <i>General</i>		...
Total : 5452		...
(j) Capital Account of General Economic Services		...
TOTAL : C. CAPITAL ACCOUNT OF ECONOMIC SERVICES		2,24,93,831
GRAND TOTAL : Capital Account		2,25,48,254

NO. 12**DURING AND TO THE END OF THE YEAR 2000-2001 -Concl'd.**

During the year

<i>Plan</i>	<i>Centrally Sponsored Plan Schemes (including NEC, Central Plan and Sub-Plan Schemes)</i>	<i>Total</i>	<i>Expenditure to the end of the year</i>
(3) Rs.	(4) Rs.	(5) Rs.	(6) Rs.
...	4,21,39,436
...	42,94,796
...	<u>4,64,34,232</u>
...	34,58,845
...	9,02,983
...	<u>43,61,828</u>
...	<u>5,07,96,060</u>
...	<u>5,07,96,060</u>
<u>1,01,49,99,707</u>	<u>1,88,42,810</u>	<u>1,05,63,36,348</u>	<u>20,55,25,62,743</u>
<u>1,42,41,56,864</u>	<u>2,82,47,530</u>	<u>1,47,49,52,648</u>	<u>28,56,51,73,881</u>

STATEMENT

**STATEMENT SHOWING DETAILS OF INVESTMENT OF GOVERNMENT IN
CO-OPERATIVE BANKS AND SOCIETIES**

Details of

Serial Number	Name of the Concern	Years of Investment	Number of shares/ debentures of Government investment to up capital/ debentures
(1)	(2)	(3)	Type (4) Number of shares (5)
I. Statutory Corporations			
1.	Assam Financial Corporation	1964-1990	Equity Shares 16,285
2.	Manipur State Road Transport Corporation	1977-1997	Capital Contribution (a)
		1997-98	- do - (a)
		1998-99	- do - (a)
		1999-2000	- do - (a)
		2000-2001	- do - (a)
<i>Total : I. Statutory Corporations</i>			
II. Government Companies			
1.	Manipur Industrial Development Corporation Limited	1969-1994	Equity shares 7,87,710
		1998-1999	-do- ...
2.	Manipur Spinning Mills Corporation Limited	1973-95	-do- 9,80,550
		1996-97	-do- 34,460
		1998-99	-do- 2,70,000
		1999-2000	- do - 2,17,000
		2000-2001	- do - 2,17,000
3.	Manipur Handloom and Handicrafts Development Corporation Limited	1976-97	-do- 4,16,690
		1998-99	-do- 45,000
		1999-2000	- do - 15,000
		2000-2001	- do - 7,000

**NO. 13
STATUTORY CORPORATION, GOVERNMENT COMPANIES,
ETC. AS ON 31ST MARCH 2001**

Investment

and percentage the total paid	Face value of each share/ debenture	Amount invested	Amount of dividend declared/ interest received & credited to Govt. during the year	Remarks
Percentage (6)	(7)	(8) Rs.	(9) Rs.	(10)
10.22	100	16,28,500	(a)	
Total:		<u>16,28,500</u>		
(a)	(a)	20,58,28,423	(a)	
(a)	(a)	2,13,66,000		
(a)	(a)	1,47,00,000		
(a)	(a)	1,20,00,000		
(a)	(a)	1,87,00,000		
Total :		<u>27,25,94,423</u>		
		<u>27,42,22,923</u>		
100	100	7,87,71,000		
		...	5,815	
Total :		<u>7,87,71,000</u>	5,815	
100	100	9,80,55,000	(a)	
100	100	34,46,000		
100	100	2,70,00,000	(**)	
100	100	2,17,00,000		
100	100	2,17,00,000		
Total :		<u>17,19,01,000</u>		
100	100	4,16,69,000	(a)	
100	100	45,00,000	(**)	
100	100	15,00,000		
100	100	7,00,000		
Total :		<u>4,83,69,000</u>		

^(a) No. of Shares, Debentures, Face Value etc. have not been intimated.

** Difference of figures between the Finance Accounts of 1999-2000 and 2000-2001 is as a result of rectification made in 2000-2001

STATEMENT

**STATEMENT SHOWING DETAILS OF INVESTMENT OF GOVERNMENT IN
CO-OPERATIVE BANKS AND SOCIETIES**

Details of

Serial Number	Name of the Concern	Years of Investment	Number of shares/ debentures of Government investment to up capital/ debentures
(1)	(2)	(3)	Type (4) Number of shares (5)
II Government Companies - Concl'd.			
4.	Manipur Agro-Industries corporation Limited	1985-95 1999-2000	Capital Contribution 66,660 2,46,460
5.	Manipur Plantation Crops Corporation Ltd.	1985-1997 1998-99 2000-2001	-do- 5,13,270 -do- 80,000 Equity share 65,270
6.	Manipur Tribal Development Corporation Limited	1985-1990 1996-1997	Capital (a) contribution (a) -do-
7.	Manipur Cycle Corporation Limited	1985-1990 1991-1994 1998-1999	Capital (a) contribution (a) -do- (a)
8.	Manipur Electronics Corporation Limited	1985-1994 1994-1995 1996-1997	Equity Shares 2,56,280 30,000
9.	Manipur Film Develop- ment Corporation Ltd.	1985-1990	-do- (a)
10	Manipur Cement Corporation Limited	1985-1990 1991-1992 1993-1994	Capital (a) contribution (a) (a) (a)
Total : II. Government Companies			

NO. 13
STATUTORY CORPORATION, GOVERNMENT COMPANIES,
ETC. AS ON 31ST MARCH 2001 – Contd.

Investment

and percentage the total paid	Face value Of each share/ Debenture	Amount Invested	Amount of dividend declared/ interest received & credited to Govt. during the year	Remarks
Percentage (6)	(7)	(8) Rs.	(9) Rs.	(10)
76.75	100	66,66,000		
100	100	2,46,46,000		
Total :		3,13,12,000		
22	100	5,13,27,000	(a)	
	100	80,00,000	(a)	
	100	65,27,000	(a)	
Total :		6,58,54,000		
(a)	(a)	1,60,00,000	(a)	
(a)	(a)	1,50,000	(a)	
Total :		1,61,50,000		
(a)	(a)	16,00,000	(a)	
(a)	(a)	17,11,000	(a)	
(a)	(a)	35,04,000		
Total :		68,15,000		
100	100	2,56,28,000	(a)	
			2,04,880**	
100	100	30,00,000	(a)	
Total :		2,86,28,000		
(a)	(a)	27,00,000	(a)	
Total :		27,00,000		
(a)	(a)	19,94,000	(a)	
(a)	(a)	26,85,000	(a)	
(a)	(a)	3,00,000	(a)	
Total :		49,79,000		
		45,54,79,000	2,10,695	

^(a) Number of Shares, Debentures, Face Value etc. have not been intimated.

** Difference of figures between the Finance Accounts of 1999-2000 and 2000-2001 is as a result of rectification made in 2000-2001

STATEMENT

**STATEMENT SHOWING DETAILS OF INVESTMENT OF GOVERNMENT IN
CO-OPERATIVE BANKS AND SOCIETIES**

Details of

Serial Number	Name of the Concern	Years of Investment	Number of shares/ debentures of Government investment to up capital/ debentures
(1)	(2)	(3)	Type (4) Number of shares (5)
III	Co-operative Institutions		
(a)	Credit Co-operative -Contd.		
1.	Manipur State Co-operative Bank Limited	1957-1991 1993-1994 1997-1998 2000-2001	Redeemable shares -do- - do- 2,90,400 30,000 15,000 (a)
2.	Imphal Urban Co-operative Bank Limited	1970-1991 1998-1999	-do- -do- 14,800
3.	Manipur Rural Bank	1981-1984 1991-1993 1994-1995 1996-1997 1998-1999	Redeemable -do- -do- -do- -do- 8,000
4.	Manipur Women Co-operative Bank Limited	1966-1991 1993-1994	-do- -do- 6,100 1,500
5.	Large size Agricultural Credit Societies (14)*	1957-1971	-do- 10,700
6.	Manipur Industrial Co-operative Bank	1980-1992 1993-1994	-do- 29,500 9,000
7.	Moirang Primary Co-operative Bank	1972-1991	-do- 3,300

* Figures inside the brackets indicate the number of Societies, Confederation etc.

NO. 13
STATUTORY CORPORATION, GOVERNMENT COMPANIES,
ETC. AS ON 31ST MARCH 2001 – Contd.

Investment

And percentage The total paid	Face value Of each share/ Debenture	Amount Invested	Amount of dividend declared/ interest received & credited to Govt. during the year	Remarks
Percentage (6)	(7)	(8) Rs.	(9) Rs.	(10)
44	50	1,45,20,000	(a)	
44	50	15,00,000		
44	50	7,50,000	(a)	
(a)	(a)	2,50,000	(a)	
Total :		<u>1,70,20,000</u>		
18 to 33	50	7,40,000	(a)	
		<u>1,00,000</u>		
Total :		<u>8,40,000</u>		
(a)	(a)	2,00,000		
(a)	(a)	7,50,000		
(a)	(a)	3,75,000		
(a)	(a)	15,00,000		
(a)	(a)	84,71,400		
Total :		<u>1,12,96,400</u>		
39	50	3,05,000		
39	50	75,000		
Total :		<u>3,80,000</u>		
45	10	1,07,000		
Total :		<u>1,07,000</u>		
(a)	(a)	2,95,000		
(a)	(a)	90,000		
Total :		<u>3,85,000</u>		
8	50	1,65,000		
Total :		<u>1,65,000</u>		

(a) Number of Shares, Debentures, Face Value etc. have not been intimated.

STATEMENT

**STATEMENT SHOWING DETAILS OF INVESTMENT OF GOVERNMENT IN
CO-OPERATIVE BANKS AND SOCIETIES**

Details of

Serial Number	Name of the Concern	Years of Investment	Number of shares/ debentures of Government investment to up capital/ debentures	
(1)	(2)	(3)	Type (4)	Number of shares (5)
III Co-operative Institutions -Contd.				
<i>(a) Credit Co-operative - Concl'd.</i>				
8	Thrift and Credit Co-operative Society	1980-1992 1993-1994	-do- -do-	(a)
9.	Lanka Urban Co-operative Bank Limited	1984-1991	-do-	(a)
10	Senapati Primary Co-operative Bank Limited	1990-1991	-do-	(a)
11	Manipur State Land Development Co-operative Bank	1989-1991 1993-1994	Redeemable -do-	(a)
Total : (a) Credit Co-operatives				
<i>(b) Labour Co-operatives</i>				
1.	Labour contract Societies including Forest Labour Co-operative Societies (112)*	1961-1994	Redeemable Shares	33,407
<i>Total : (b) Labour Co-operatives</i>				
<i>(c) Farming Co-operative</i>				
1.	Joint Co-operative Farming Societies (54)*	1961-1993	-do -	26,600

* The figures inside the brackets indicates the number of Societies, Confederations etc.

NO. 13
STATUTORY CORPORATION, GOVERNMENT COMPANIES,
ETC. AS ON 31ST MARCH 2001 – Contd.

Investment

and percentage of the total paid	Face value of each share/ debenture	Amount Invested	Amount of dividend declared/ interest received & credited to Govt. during the year	Remarks
Percentage (6)	(7)	(8) Rs.	(9) Rs.	(10)
(a)	(a)	52,000	(a)	
(a)	(a)	1,85,000	(a)	
Total:		<u>2,37,000</u>		
(a)	(a)	1,55,000	(a)	
Total:		<u>1,55,000</u>		
(a)	(a)	20,000	(a)	
Total :		<u>20,000</u>		
		1,50,000	(a)	
		1,00,000	(a)	
Total :		<u>2,50,000</u>		
Total :		<u>3,08,55,400</u>	...	
33	10	3,34,070	(a)	
Total :		<u>3,34,070</u>		
		<u>3,34,070</u>		
70	10	2,66,000		
Total :		<u>2,66,000</u>		

^(a) Number of Shares, Debentures, Face Value etc. have not been intimated

STATEMENT

**STATEMENT SHOWING DETAILS OF INVESTMENT OF GOVERNMENT IN
CO-OPERATIVE BANKS AND SOCIETIES**

Details of

Serial Number	Name of the Concern	Years of Investment	Number of shares/ debentures of Government investment to up capital/ debentures	
(1)	(2)	(3)	Type (4)	Number of shares (5)
III Co-operative Institutions -Contd.				
<i>(c) Farming Co-operative -Concl'd.</i>				
2.	Poultry Farming Co- operative Societies (20)*	1988-1993 1995-1996 1997-1998	-do- -do- -do-	(a) (a) (a)
3.	Horticulture Farming Co- operative Societies (13)*	1970-1994 1995-1996	-do- -do-	20,800
4.	Seri/Tasar Co-operative Societies (51)*	1987-1994 1997-1998	- do - - do -	(a) (a)
5.	Piggery Co-operative Societies (16)*	1987-1991 1993-1994 1996-1997	Redeemable shares -do-	(a)
<i>Total : (c) Farming Co-operatives</i>				
<i>(d) Warehousing and Marketing Co-operative.</i>				
1.	Manipur State Co- operative Consumer Federation	1969-1992	Redeemable shares	55,760
2.	Manipur Apex Marketing Co-operative Society Limited	1957-1993	-do-	1,18,460
3.	Manipur State Handloom Weavers Co-operative Society Limited	1964-1992 1993-1994	-do- -do-	15,575 1,000

* The figures inside the bracket indicates the number of Societies, Confederations etc.

NO. 13
STATUTORY CORPORATION, GOVERNMENT COMPANIES,
ETC. AS ON 31ST MARCH 2001 – Contd.

Investment

and percentage the total paid	Face value of each share/ debenture	Amount invested	Amount of dividend declared/ interest received & credited to Govt. during the year	Remarks
Percentage (6)	(7)	(8) Rs.	(9) Rs.	(10)
(a)	(a)	2,10,000	(a)	
(a)	(a)	13,66,800	(a)	
(a)	(a)	98,80,000		
Total :		<u>1,14,56,800</u>		
81	10	2,08,000		
81	10	2,00,000		
Total :		<u>4,08,000</u>		
(a)	(a)	10,00,000	(a)	
(a)	(a)	1,67,000		
Total :		<u>11,67,000</u>		
(a)	(a)	1,49,000		
(a)	(a)	40,000		
(a)	(a)	8,77,300		
Total :		<u>10,66,300</u>		
Total :		<u>1,43,64,100</u>		
62	50	27,88,000	(a)	
Total :		<u>27,88,000</u>		
80	50	59,23,000	(a)	
Total :		<u>59,23,000</u>		
50	100	15,57,500	(a)	
50	100	1,00,000	(a)	
Total :		<u>16,57,500</u>		

^(a) Number of Shares, Debentures, Face Value etc. have not been intimated.

**STATEMENT
STATEMENT SHOWING DETAILS OF INVESTMENT OF GOVERNMENT IN
CO-OPERATIVE BANKS AND SOCIETIES**

Details of

Serial Number	Name of the Concern	Years of Investment	Number of shares/ debentures of Government investment to up capital/ debentures
(1)	(2)	(3)	Type (4) Number of shares (5)
III Co-operative Institutions -Contd.			
<i>(d) Warehousing and Marketing Co-operatives -Concl'd.</i>			
4.	District Supply and Marketing Co-operative Societies (12)*	1957-1993	-do- 68,134
5.	Manipur State Apex Co- operative Housing Society	1984-1992 1993-1994	Redeemable shares (a)
6.	Housing Co-operative Societies Limited(2)*	1988-1992 1993-1994	-do- -do- (a) (a)
<i>Total : (d) Warehousing and Marketing Co-operatives</i>			
<i>(e) Processing Co-operatives</i>			
1.	Manipur Fruit Processing and Cold Storage Co- operative Societies Limited	1974-1993	Redeemable shares 28,400
<i>Total : (e) Processing Co-operatives</i>			
<i>(f) Dairy Co-operatives</i>			
1.	Cattle Breeding/ Dairy Farming/ Milk Producers Co-operative Federation(42)*	1976-1994	Redeemable shares (a)
<i>Total : (f) Dairy Co-operatives</i>			

* The figures inside the bracket indicate the number of Societies, Confederation etc.

NO. 13
STATUTORY CORPORATION, GOVERNMENT COMPANIES,
ETC. AS ON 31ST MARCH 2001 – Contd.

Investment

and percentage the total paid	Face value Of each share/ Debenture	Amount Invested	Amount of dividend declared/ interest received & credited to Govt. during the year	Remarks
Percentage (6)	(7)	(8) Rs.	(9) Rs.	(10)
33	100	68,13,400		
Total :		<u>68,13,400</u>		
(a)	(a)	8,85,000		
(a)	(a)	1,00,000		
Total :		<u>9,85,000</u>		
(a)	(a)	1,90,000	(a)	
(a)	(a)	1,00,000	(a)	
Total :		<u>2,90,000</u>		
		<u>1,84,56,900</u>		
60	100	28,40,000	(a)	
Total :		<u>28,40,000</u>		
		<u>28,40,000</u>		
(a)	(a)	7,86,000		
Total :		<u>7,86,000</u>	(a)	
		<u>7,86,000</u>		

^(a) Number of Shares, Debentures, Face Value etc. have not been intimated

STATEMENT

**STATEMENT SHOWING DETAILS OF INVESTMENT OF GOVERNMENT IN
CO-OPERATIVE BANKS AND SOCIETIES**

Details of

Serial Number	Name of the Concern	Years of Investment	Number of shares/ debentures of Government investment to up capital/ debentures	
(1)	(2)	(3)	Type (4)	Number of shares (5)
III Co-operative Institutions -Contd.				
(g) Fisherman's Co-operatives - Concl'd.				
1.	Fisheries Co-operative Societies (36)*	1974-1993 1995-1997	Redeemable shares	1,70,017 95,340
2.	Manipur State Fishing Co-operative Federation	1988-1992		(a)
<i>Total : (g) Fisherman's Co-operatives</i>				
(h) Industrial Co-operatives				
1.	Fruit Preservation Co-operative Societies (2)*	1961-1991	Redeemable shares	4,000
2.	Publishing Co-operative Society	1967-1990	-do-	400
3.	Oil Crushing Co-operative Societies	1968-1969 1991-1992	Redeemable shares	(a)
4.	Carpentry Co-operative Societies (5)*	1968-1989 1990-1994	Redeemable shares	(a)
5.	Weavers Co-operative Societies including Primary Weavers Co-operative Societies(2304)	1986-94 1995-1998 2000-2001	Redeemable shares - do - - do -	(a) (a) (a)
<i>Total : (h) Industrial Co-operatives</i>				

* The figures inside the bracket indicate the number of Societies, Confederation etc.

NO. 13
STATUTORY CORPORATION, GOVERNMENT COMPANIES,
ETC. AS ON 31ST MARCH 2001 - Contd.

Investment

and percentage the total paid	Face value Of each share/ Debenture	Amount Invested	Amount of dividend declared/ interest received & credited to Govt. during the year	Remarks
Percentage (6)	(7)	(8) Rs.	(9) Rs.	(10)
50	10	17,00,170		
50	10	9,53,400		
Total :		<u>26,53,570</u>		
(a)	(a)	<u>3,00,000</u>	(a)	
Total :		<u>3,00,000</u>		
		<u>29,53,570</u>		
34	10	<u>40,000</u>	(a)	
Total :		<u>40,000</u>		
54	50	<u>20,000</u>	(a)	
Total :		<u>20,000</u>		
(a)	(a)	1,500	(a)	
(a)	(a)	4,000	(a)	
Total :		<u>5,500</u>		
(a)	(a)	6,500	(a)	
(a)	(a)	87,000	(a)	
Total :		<u>93,500</u>		
(a)	(a)	1,62,86,000	(a)	
(a)	(a)	1,41,06,000		
(a)	(a)	2,00,000		
Total :		<u>3,05,92,000</u>		
		<u>3,07,51,000</u>		

^(a) Number of Shares, Debentures, Face Value etc. have not been intimated.

STATEMENT

**STATEMENT SHOWING DETAILS OF INVESTMENT OF GOVERNMENT IN
CO-OPERATIVE BANKS AND SOCIETIES**

Details of

Serial Number	Name of the Concern	Years of Investment	Number of shares/ debentures of Government investment to up capital/ debentures	
(1)	(2)	(3)	Type (4)	Number of shares (5)
III Co-operative Institutions -Contd.				
<i>(i) Consumers Co-operative</i>				
1.	Consumers Co-operative Societies including Primary Consumer Educated Unemployed Persons, Government Employees Societies (131)*	1961-1992	Redeemable shares	(a)
<i>Total : (i) Consumer's Co-operatives</i>				
<i>(j) Other Co-operatives</i>				
1.	Services Co-operative Societies (281)*	1961-1988 1998-1999	Redeemable shares	(a)
2.	Transport Co-operative Societies including Asso- ciation/ Auto Rickshaw/ Taxi (14)*	1967-1992 1997-1998	Redeemable shares	(a) (a)
3.	Ex-Servicemen's Societies (2)*	1970-1985 1991-1992	Redeemable shares	(a) (a)
4.	GPL/MPCS/ LAMPS/ FSS/ MP Co-operative Societies (172)*	1970-1994 1997-1998 1998-1999	-do- -do - - do -	(a) (a) (a)

* The figures inside the bracket indicate the number of Societies, Confederation etc.

NO. 13
STATUTORY CORPORATION, GOVERNMENT COMPANIES,
ETC. AS ON 31ST MARCH 2001 - Contd.

Investment

and percentage of the total paid	Face value Of each share/ Debenture	Amount Invested	Amount of dividend declared/ interest received & credited to Govt. during the year	Remarks
Percentage (6)	(7)	(8) Rs.	(9) Rs.	(10)
45	2,10,25 & 50	15,63,000	(a)	
Total :		<u>15,63,000</u>		
		<u>15,63,000</u>		
(a)	(a)	7,90,440	(a)	
(a)	(a)	<u>2,50,700</u>		
Total :		<u>10,41,140</u>		
(a)	(a)	2,95,000		
Total :		<u>2,95,000</u>	6,600	
(a)	(a)	23,600	(a)	
(a)	(a)	<u>7,000</u>	(a)	
Total :		<u>30,600</u>		
(a)	(a)	3,75,88,800		
(a)	(a)	8,20,000		
(a)	(a)	<u>4,26,700</u>	5,40,497	
Total :		<u>3,88,35,500</u>		

^(a) Number of Shares, Debentures, Face Value etc. have not been intimated.

STATEMENT

**STATEMENT SHOWING DETAILS OF INVESTMENT OF GOVERNMENT IN
CO-OPERATIVE BANKS AND SOCIETIES**

Details of

Serial Number	Name of the Concern	Years of Investment	Number of shares/ debentures of Government investment to up capital/ debentures	
(1)	(2)	(3)	Type (4)	Number of shares (5)
III	Co-operative Institutions -Concl'd.			
(j)	<i>Other Co-operatives -Concl'd</i>			
5.	Manipur State Development Co-operative Corporation Limited	1985-1992 1993-1995	Redeemable shares	(a)
6.	Integrated Co-operative Development Programme (3)*	1988-1993 1994-1995	Redeemable shares	(a)
7.	Blacksmith Plant/ Bamboo/ Stone/ Chatai/ Leather (6)*	1989-1994	Redeemable shares	(a)
8.	Film Industries	1989-1990 1993-1994	Redeemable shares	(a)

Total : (j) Other Co-operatives

Total : III. Co-operative Institutions

GRAND TOTAL :

* The figure inside the bracket indicate the number of Societies, Confederation etc.

NO. 13
STATUTORY CORPORATION, GOVERNMENT COMPANIES,
ETC. AS ON 31ST MARCH 2001 - Concl'd.

Investment

and percentage the total paid	Face value of each share/ debenture	Amount Invested	Amount of dividend declared/ interest received & credited to Govt. during the year	Remarks
Percentage (6)	(7)	(8) Rs.	(9) Rs.	(10)
(a)	(a)	11,40,000	(a)	
(a)	(a)	10,50,000	(a)	
Total :		<u>21,90,000</u>		
(a)	(a)	3,72,65,750		
(a)	(a)	15,26,500		
Total :		<u>3,87,92,250</u>		
(a)	(a)	1,67,000	(a)	
Total:		<u>1,67,000</u>		
(a)	(a)	5,000	(a)	
(a)	(a)	25,000	(a)	
Total:		<u>30,000</u>		
		<u>8,13,81,490</u>	5,47,097	
		<u>18,42,85,530</u>	5,47,097	
		<u>91,39,87,453</u>	7,57,792	

^(a) Number of Shares, Debentures, Face Value etc. have not been intimated.

STATEMENT NO. 14
STATEMENT SHOWING THE CAPITAL AND OTHER EXPENDITURE
(OTHER THAN ON REVENUE ACCOUNT) TO THE END OF 2000-2001 AND
THE PRINCIPAL SOURCES FROM WHICH FUNDS WERE PROVIDED FOR
THE EXPENDITURE

Heads	On 1 st April 2000	During the year	On 31 st March 2001
(1)	(2)	(3)	(4)
	<i>(In crores of rupees)</i>		
CAPITAL AND OTHER EXPENDITURE			
CAPITAL EXPENDITURE			
A. Capital Account of General Services			
Capital Outlay on Public Works	98.42	1.92	1,00.34
Capital Outlay on Other Administrative Services	0.64	...	0.64
Total : A	99.06	1.92	1,00.98
B. Capital Account of Social Services	6,60.34	39.95	7,00.29
C. Capital Account of Economic Services			
(a) Capital Account of Agricultural and Allied Services	79.33	2.96	82.29
(b) Capital Account of Rural Development	0.43	0.14	0.57
(c) Capital Account of Special Areas Programmes	69.07	1.84	70.91
(d) Capital Account of Irrigation & Flood Control	5,29.70	22.87	5,52.57
(e) Capital Account of Energy	6,27.98	50.79	6,78.77
(f) Capital Account of Industry and Minerals	53.84	4.14	57.98
(g) Capital Account of Transport	5,83.33	22.85	6,06.18
(i) Capital Account of Science, Technology and Environment	0.86	0.05	0.91
(j) Capital Account of General Economic Services	5.08	...	5.08
Total : C.	19,49.62	1,05.64	20,55.26
TOTAL : CAPITAL EXPENDITURE	27,09.02	1,47.51	28,56.53
LOANS AND ADVANCES			
Loans for Education, Art and Culture	0.11	...	0.11
Loans for Water supply and Sanitation	5.67	0.37	6.04
Loans for Housing	19.81	- 0.01	19.80
Loans for Urban Development	0.89	...	0.89

STATEMENT NO. 14 - *Contd.*

	(1)	(2)	(3)	(4)
CAPITAL AND OTHER EXPENDITURE - <i>Concl'd</i>				
CAPITAL EXPENDITURE - <i>Concl'd.</i>				
Loans for Welfare of Scheduled Castes/ Scheduled Tribes and other backward Classes		0.02	...	0.02
Loans for Social security and Welfare		0.35	...	0.35
Loans for Crop Husbandry		1.26	...	1.26
Loans for Animal Husbandry		0.01	...	0.01
Loans for Fisheries		0.22	- 0.01	0.21
Loans for Co-operation		11.45	0.04	11.49
Loans for Rural Development Programmes		0.01	...	0.01
Loans for Village and Small Industries		6.06	...	6.06
Loans to Government Servants, etc.		5.05	-0.10	4.95
Miscellaneous Loans		0.08	...	0.08
TOTAL : LOANS AND ADVANCES		50.99	0.29	51.28
TOTAL : CAPITAL AND OTHER EXPENDITURE		27,60.01	1,47.80	"X" 29,07.81

PRINCIPAL SOURCES OF FUNDS

Revenue Surplus	...	(-) 78.82	...
Public Debts -			
Internal Debt of the State Government			
Market Loans	2,23.32	21.66	2,44.98
Other Loans	4,30.65	1,44.06	5,74.71
Loans and Advances from the Central Government	3,98.83	1,49.81	5,48.64
Small Savings, Provident Funds, etc.	4,67.68	91.42	5,59.10
Total : Public Debts	15,20.48	4,06.95	19,27.43
<i>Other Receipts</i>			
Reserve Funds	13.50	0.38	13.88
Deposits and Advances	1,62.29	- 13.18	1,49.11
Suspense and Miscellaneous (Other than amount closed to Government Account and Cash Balances Investment Accounts)	47.58	1,05.61	1.53.19
Remittances	- 1,35.49	76.88	(-) 58.61
<i>Total : Other Receipts</i>	87.88	1,69.69	2,57.57
TOTAL : DEBT AND OTHER RECEIPTS	16,08.36	5,76.64	21,85.00

STATEMENT NO. 14 - Concl'd.

(1)	(2)	(3)	(4)
Deduct - Cash Balance	- 1,24.63	3,50.02	2,25.39
Deduct - Investment	4.53	...	4.53
Add - Misc. Government Accounts	0.08	...	0.08
			"Y"
NET PROVISION OF FUNDS	17,28.54	2,26.62	19,55.16

The net provisions of Funds 'Y' shown in the Statement differs from the net Capital and other expenditure 'X' up to the end of the year by Rs.9,52.65 crore for the reasons explained below :

1. Net Capital Expenditure allocated to the end of 1964-85 to the Territory Section of Accounts	5.69
2. Net effect of balances under debt heads allocated to the end of the 1964-65 to the Territory Section of Account from the books of the Government of India.	0.85
3. Net effect of balances under Debt, Deposits and Remittances heads allocated during 1971-72 on dropping from the Central Accounts.	3.05
4. Net effect of balances under Public Debt, adopted during 1972-73 on dropping from Central Books.	- 2.62
5. Adjustment of Balances under Suspense	2.78
6. Net effect of Balances under Debt, Deposits and Remittance heads adopted during 1983-84 on dropping from Central Books	2.48
7. Net Revenue Surplus to the end of 2000-2001	<u>9,40.42</u>
Total :	<u><u>9,52.65</u></u>

PART - II

B - DEBT, CONTINGENCY FUND AND PUBLIC ACCOUNT

STATEMENT

DETAILED STATEMENT OF RECEIPTS, DISBURSEMENTS AND BALANCES UNDER HEADS OF

<i>Heads of account</i> (1)	<i>Opening balance</i> <i>on 1st April 2000</i> (2) Rs.
PART I - CONSOLIDATED FUND	
(i) Receipt Heads (Revenue Account)	...
(ii) Expenditure Heads (Revenue Account)	...
(iii) Expenditure Heads (Capital Account)	...
E. Public Debt	
6003 Internal Debt of the State Government	6,53,97,17,492 (Cr)
6004 Loans and Advances from the Central Government	3,98,83,32,355 (Cr)
Total : E. Public Debt	10,52,80,49,847 (Cr)
F. Loans and Advance	
6202 Loans for Education, Sports, Art and Culture	10,73,190 (Dr)
6215 Loans for Water Supply and Sanitation	5,67,90,972 (Dr)
6216 Loans for Housing	19,80,47,758 (Dr)
6217 Loans for Urban Development	88,68,684 (Dr)
6225 Loans for Welfare of Scheduled Castes, Scheduled Tribes and Other Backward Classes	2,39,573 (Dr)
6235 Loans for Social Security and Welfare	34,68,346 (Dr)
6401 Loans for Crop Husbandry	1,25,79,044 (Dr)
6403 Loans for Animal Husbandry	50,000 (Dr)
6405 Loans for Fisheries	21,60,034 (Dr)
6425 Loans for Co-operation	11,45,49,186 (Dr)
6515 Loans for other Rural Development programmes	77,507 (Dr)
6851 Loans for Village and Small Industries	6,06,45,581 (Dr)
7610 Loans to Government Servants, etc.	5,05,18,621 (Dr)
7615 Miscellaneous Loans	8,46,461 (Dr)
Total : F. Loans and Advances	50,99,14,957 (Dr)
Total : PART I - CONSOLIDATED FUND	

NO. 15**ACCOUNT RELATING TO DEBT, CONTINGENCY FUND AND PUBLIC ACCOUNT**

<i>Receipts</i> (3) Rs.	<i>Disbursements</i> (4) Rs.	<i>Closing balance on 31st. March 2001</i> (5) Rs.	
10,44,61,87,277	
...	11,23,43,73,261	...	
...	1,47,49,52,648	...	
12,33,99,40,592	10,68,28,05,715	8,19,68,52,369	(Cr)
2,36,90,92,000	87,10,01,482	5,48,64,22,873	(Cr)
14,70,90,32,592	11,55,38,07,197	13,68,32,75,242	(Cr)
...	...	10,73,190	(Dr)
...	36,89,739	6,04,80,711	(Dr)
58,034	...	19,79,89,724	(Dr)
...	...	88,68,684	(Dr)
...	...	2,39,573	(Dr)
...	...	34,68,346	(Dr)
...	...	1,25,79,044	(Dr)
...	...	50,000	(Dr)
37,740	...	21,22,294	(Dr)
1,51,070	5,75,000	11,49,73,116	(Dr)
...	...	77,507	(Dr)
32,622	...	6,06,12,959	(Dr)
49,30,430	39,10,600	4,94,98,791	(Dr)
...	...	8,46,461	(Dr)
52,09,896	81,75,339	51,28,80,400	(Dr)
25,16,04,29,765	24,27,13,08,445		

STATEMENT
DETAILED STATEMENT OF RECEIPTS, DISBURSEMENTS AND BALANCES UNDER HEADS OF

<i>Heads of account</i> (1)	<i>Opening balance</i> <i>on 1st April 2000</i> (2) Rs.
PART III - PUBLIC ACCOUNT	
I. Small Savings, Provident Funds, etc.	
<i>(a) National Small Saving Fund</i>	
8007 Investment of National Small Saving Fund	
103 Investment in Special State Govt. Securities in Manipur	...
<i>(b) Provident Funds</i>	
8009 State Provident Funds	4,57,60,05,724 (Cr)
<i>(c) Other Accounts</i>	
8011 Insurance and Pension Funds	10,07,72,102 (Cr)
Total : I. Small Savings, Provident Funds, etc.	<u>4,67,67,77,826 (Cr)</u>
J. Reserve Funds	
<i>(b) Reserve Funds not Bearing Interest</i>	
8226 Depreciation/Renewal Reserve Fund	
101 Depreciation Reserve Funds of Government Commercial Departments/ Undertakings	<u>23,98,000 (Cr)</u>
Total : 8226. Depreciation/ Renewal Reserve Fund	<u>23,98,000 (Cr)</u>
8235 General and Other Reserve Funds	
111 Calamities relief	13,26,64,648 (Cr)
Total : 8235 General & Other Reserve Funds	<u>13,26,64,648 (Cr)</u>
Total : (b) Reserve Funds not Bearing Interest	<u>13,50,62,648 (Cr)</u>
Total : J. Reserve Funds	<u>13,50,62,648 (Cr)</u>
K. Deposits and Advances	
<i>(a) Deposits Bearing Interest</i>	
8336 Civil Deposits	
800 Other Deposits	<u>2,35,79,948 (Cr)</u>
Total :8336 Civil Deposits	<u>2,35,79,948 (Cr)</u>
8338 Deposit of Local Funds	
103 Deposits of State Housing Boards	9,606 (Dr)
Total : 8338 Deposit of Local Funds	<u>9,606 (Dr)</u>
Total : (a) Deposits bearing interest	<u>2,35,70,342 (Cr)</u>

NO. 15 –Contd.**ACCOUNT RELATING TO DEBT, CONTINGENCY FUND AND PUBLIC ACCOUNT**

<i>Receipts</i> (3) Rs.	<i>Disbursements</i> (4) Rs.	<i>Closing balance on 31st.</i> <i>March 2001</i> (5) Rs.	
17,97,00,000	2,74,00,000	15,23,00,000	(Cr)
1,34,78,60,183	58,32,53,095	5,34,06,12,812	(Cr)
1,60,25,755	1,86,85,367	9,81,12,490	(Cr)
<u>1,54,35,85,938</u>	<u>62,93,38,462</u>	<u>5,59,10,25,302</u>	(Cr)
...	...	23,98,000	(Cr)
<u>...</u>	<u>...</u>	<u>23,98,000</u>	(Cr)
39,00,000	1,00,000	13,64,64,648	(Cr)
<u>39,00,000</u>	<u>1,00,000</u>	<u>13,64,64,648</u>	(Cr)
<u>39,00,000</u>	<u>1,00,000</u>	<u>13,88,62,648</u>	(Cr)
<u>39,00,000</u>	<u>1,00,000</u>	<u>13,88,62,648</u>	(Cr)
...	...	2,35,79,948	(Cr)
<u>...</u>	<u>...</u>	<u>2,35,79,948</u>	(Cr)
...	...	9,606	(Dr)
<u>...</u>	<u>...</u>	<u>9,606</u>	(Dr)
<u>...</u>	<u>...</u>	<u>2,35,70,342</u>	(Cr)

STATEMENT

DETAILED STATEMENT OF RECEIPTS, DISBURSEMENTS AND BALANCES UNDER HEADS OF

<i>Heads of account</i> (1)	<i>Opening balance</i> <i>on 1st April 2000</i> (2) Rs.
PART III - PUBLIC ACCOUNT -Contd.	
K. Deposits and Advances -Concl'd.	
<i>(b) Deposits not bearing interest</i>	
8443 Civil Deposits	4,04,40,347 (Cr)
101 Revenue Deposits	21,72,80,006 (Cr)
103 Security Deposits	9,74,10,560 (Cr)
104 Civil Courts Deposits	1,677 (Cr)
105 Criminal Courts Deposits	8,46,13,705 (Cr)
106 Personal Deposits	18,62,17,124 (Cr)
108 Public Works Deposits	3,21,18,937 (Cr)
109 Forest Deposits	3,26,48,839 (Cr)
111 Other Departmental Deposits	79,77,726 (Dr)
800 Other Deposit	79,77,726 (Dr)
<i>Total : 8443 Civil Deposits</i>	<u>68,27,53,469 (Cr)</u>
8448 Deposits of Local Funds	5,23,130 (Cr)
120 Other Funds	5,23,130 (Cr)
<i>Total : 8448 Deposits of Local Funds</i>	<u>5,23,130 (Cr)</u>
8449 Other Deposits	93,82,53,015 (Cr)
120 Miscellaneous Deposits	93,82,53,015 (Cr)
<i>Total : 8449 Other Deposits</i>	<u>93,82,53,015 (Cr)</u>
<i>Total : (b) Deposits not bearing Interest</i>	<u>1,62,15,29,614 (Cr)</u>
<i>(c) Advances</i>	
8550 Civil Advances	52,08,801 (Dr)
101 Forest Advances	52,499 (Dr)
102 Revenue Advances	82,54,850 (Dr)
103 Other Departmental Advances	86,55,780 (Dr)
104 Other Advances	86,55,780 (Dr)
<i>Total : 8550 Civil Advances</i>	<u>2,21,71,930 (Dr)</u>
<i>Total : (c) Advances</i>	<u>2,21,71,930 (Dr)</u>
<i>Total : K. Deposits and Advances</i>	<u>1,62,29,28,026 (Cr)</u>

NO. 15 -Contd.**ACCOUNT RELATING TO DEBT, CONTINGENCY FUND AND PUBLIC ACCOUNT**

<i>Receipts</i> (3) Rs.	<i>Disbursements</i> (4) Rs.	<i>Closing balance on 31st.</i> <i>March 2001</i> (5) Rs.	
3,39,94,744	79,71,218	6,64,63,873	(Cr)
1,92,45,092	2,13,92,682	21,51,32,416	(Cr)
17,548	...	9,74,28,108	(Cr)
25,82,000	...	25,83,677	(Cr)
18,76,44,055	23,73,07,963	3,49,49,797	(Cr)
2,04,16,832	1,91,42,451	18,74,91,505	(Cr)
...	...	3,21,18,937	(Cr)
...	...	3,26,48,839	(Cr)
87,38,165	97,45,432	89,84,993	(Dr)
<u>27,26,38,436</u>	<u>29,55,59,746</u>	<u>65,98,32,159</u>	(Cr)
...	...	5,23,130	(Cr)
<u>...</u>	<u>...</u>	<u>5,23,130</u>	(Cr)
16,58,85,436	27,48,13,505	82,93,24,946	(Cr)
<u>16,58,85,436</u>	<u>27,48,13,505</u>	<u>82,93,24,946</u>	(Cr)
<u>43,85,23,872</u>	<u>57,03,73,251</u>	<u>1,48,96,80,235</u>	(Cr)
2,41,88,613	2,41,91,113	52,11,301	(Dr)
...	...	52,499	(Dr)
...	...	82,54,850	(Dr)
...	5,000	86,60,780	(Dr)
<u>2,41,88,63</u>	<u>2,41,96,113</u>	<u>2,21,79,430</u>	(Dr)
<u>2,41,88,63</u>	<u>2,41,96,113</u>	<u>2,21,79,430</u>	(Dr)
<u>46,27,12,6</u>	<u>59,45,69,364</u>	<u>1,49,10,71,147</u>	(Cr)

STATEMENT
DETAILED STATEMENT OF RECEIPTS, DISBURSEMENTS AND BALANCES UNDER HEADS OF

<i>Heads of account</i> (1)	<i>Opening balance</i> <i>on 1st April 2000</i> (2) Rs.
PART III - PUBLIC ACCOUNT -Contd.	
L. Suspense and Miscellaneous.	
<i>(b) Suspense</i>	
8658 Suspense Accounts	40,95,36,469 (Dr)
101 Pay and Accounts Office Suspense	31,01,72,980 (Dr)
102 Suspense Account (Civil)	5,58,26,006 (Dr)
107 Cash Settlement Suspense Account	77,77,616 (Dr)
109 Reserve Bank Suspense -Headquarters	1,49,51,90,538 (Cr)
110 Reserve Bank Suspense - Central Account Office	36,94,32,795 (Dr)
111 Departmental Adjusting Account	10,73,80,059 (Cr)
112 Tax Deducted at Source Suspense	1,04,946 (Dr)
113 Provident Fund Suspense	10,781 (Cr)
120 Addl. Dearness Allow. Deposit Suspense Account	6,75,27,584 (Cr)
123 AIS Officers Group Insurance Scheme	62,688 (Cr)
126 Broadcasting Receiver Licence Fee Suspense	2,17,62,240 (Cr)
129 Material Purchase Settlement Suspense Account	2,17,62,240 (Cr)
Total : 8658 Suspense Account	<u>53,90,83,078</u> (Cr)
Total : (b) Suspense	<u>53,90,83,078</u> (Cr)
<i>(c) Other Accounts</i>	
8670 Cheques and Bills	96,750 (Dr)
103 Departmental cheques	96,750 (Dr)
8671 Departmental Balances	6,15,01,496 (Dr)
101 Civil	6,15,01,496 (Dr)
8672 Permanent Cash Imprest	2,20,684 (Dr)
101 Civil	2,20,684 (Dr)
8673 Cash Balance Investment Account	4,52,82,620 (Dr)
101 Cash Balance Investment Account	4,52,82,620 (Dr)
Total : (c) Other Account	<u>10,71,01,550</u> (Dr)

NO. 15 -Contd.**ACCOUNT RELATING TO DEBT, CONTINGENCY FUND AND PUBLIC ACCOUNT**

<i>Receipts</i> (3) Rs.	<i>Disbursements</i> (4) Rs.	<i>Closing balance on 31st. March 2001</i> (5) Rs.	
25,23,52,669	18,66,04,376	34,37,88,176	(Dr)
13,22,35,530	14,68,14,813	32,47,52,263	(Dr)
11,51,36,050	10,30,41,918	4,37,31,874	(Dr)
6,55,296	6,55,296	77,77,616	(Dr)
4,21,17,13,948	3,31,82,16,099	2,38,86,88,387	(Cr)
6,51,07,530	(-) 22,73,87,879	7,69,37,386	(Dr)
3,27,52,296	9,78,75,511	4,22,56,844	(Cr)
...	...	1,04,946	(Dr)
...	...	10,781	(Cr)
(-) 3,05,03,961	1,96,800	3,68,26,823	(Cr)
...	...	62,688	(Cr)
40,46,764	6,23,741	2,51,85,263	(Cr)
<u>4,78,34,96,122</u>	<u>3,62,66,40,675</u>	<u>1,69,59,38,525</u>	(Cr)
<u>4,78,34,96,122</u>	<u>3,62,66,40,675</u>	<u>1,69,59,38,525</u>	(Cr)
...	...	"B" 96,750	(Dr)
6,29,49,035	16,32,72,398	16,18,24,859	(Dr)
...	...	2,20,684	(Dr)
1,25,43,00,000	1,25,43,00,000	4,52,82,620	(Dr)
<u>1,31,72,49,035</u>	<u>1,41,75,72,398</u>	<u>20,74,24,913</u>	(Dr)

"B" Adopted proforma on 201-998 on dropping from Central Account. The balance is under scrutiny.

STATEMENT

DETAILED STATEMENT OF RECEIPTS, DISBURSEMENTS AND BALANCES UNDER HEADS OF

<i>Heads of account</i> (1)	<i>Opening balance</i> <i>on 1st April 2000</i> (2) Rs.
PART III - PUBLIC ACCOUNT -Contd.	
L. Suspense and Miscellaneous.- Concl'd.	
<i>(d) Account with Governments of Foreign Countries</i>	
8679 Accounts with Governments of other Countries	15,15,149 (Dr)
103 Burma	
Total : (d) <i>Account with Governments of Foreign Countries</i>	15,15,149 (Dr)
Total : L (b) + (c) + (d)	43,04,66,379 (Cr)
 <i>(e) Miscellaneous</i>	
8680 Miscellaneous Government Accounts	
102 Writes-off from Heads of Account closing to balance	7,86,395 Cr
Total : 8680 Miscellaneous Government Accounts	7,86,395 Cr
Total : (e) Miscellaneous	7,86,395 Cr
Total : L. Suspense and Miscellaneous	43,12,52,774 (Cr)
 M. Remittances	
<i>(a) Money orders and other remittances</i>	
8782 Cash Remittances and adjustments between officers rendering accounts to the same Accounts Officer	
101 Cash Remittances between Treasuries & Currency Chests	...
102 Public Works Remittances	1,52,12,18,205 (Dr)
103 Forest Remittances	2,97,08,679 (Cr)
105 Reserve Bank of India Remittances	16,19,19,675 (Cr)
Total : 8782 Cash Remittances, etc.	1,32,95,89,851 (Dr)
Total : (a) Money Orders and other Remittances	1,32,95,89,851 (Dr)

NO. 15 -Contd.

ACCOUNT RELATING TO DEBT, CONTINGENCY FUND AND PUBLIC ACCOUNT

<i>Receipts</i> (3) Rs.	<i>Disbursements</i> (4) Rs.	<i>Closing balance on 31st</i> <i>March 2001</i> (5) Rs.	
2,15,562	6,32,449	19,32,036	(Dr)
<u>2,15,562</u>	<u>6,32,449</u>	<u>19,32,036</u>	(Dr)
<u>6,10,09,60,719</u>	<u>5,04,48,45,522</u>	<u>1,48,65,81,576</u>	(Cr)
...	...	7,86,395	(Cr)
<u>...</u>	<u>...</u>	<u>7,86,395</u>	(Cr)
<u>...</u>	<u>...</u>	<u>7,86,395</u>	(Cr)
<u>6,10,09,60,719</u>	<u>5,04,48,45,522</u>	<u>1,48,73,67,971</u>	(Cr)
(-) 5,49,45,757	(-) 5,49,45,757	...	
2,85,47,78,017	2,05,88,24,918	72,52,65,106	(Dr)
6,21,02,289	6,19,23,132	2,98,87,836	(Cr)
* (-) 2,11,54,707	1,47,60,572	12,60,04,396	(Cr)
<u>2,84,07,79,82</u>	<u>2,08,05,62,865</u>	<u>56,93,72,874</u>	(Dr)
<u>2,84,07,79,82</u>	<u>2,08,05,62,865</u>	<u>56,93,72,874</u>	(Dr)

* Minus figure shows adjustment of previous years

STATEMENT

DETAILED STATEMENT OF RECEIPTS, DISBURSEMENTS AND BALANCES UNDER HEADS OF

<i>Heads of account</i> (1)	<i>Opening balance</i> <i>on 1st April 2000</i> (2) Rs.
PART III - PUBLIC ACCOUNT - Concl.	
M. Remittances - Concl.	
<i>(b) Inter Government Adjustment Accounts</i>	
8786 Adjusting Account between Central & State Governments	... (Dr)
8793 Inter State suspense Account	2,53,37,571 (Dr)
Total : (b) Inter Government Adjustment Accounts	<u>2,53,37,571</u> (Dr)
Total : M. Remittances	<u>1,35,49,27,422</u> (Dr)
Total : PART III - PUBLIC ACCOUNT (Receipts and Disbursements)	...
Total : PART I and III Receipts and Disbursements	...
N. Cash Balances	
8999 Cash Balances (Opening)	
101 Cash in Treasuries	
102 Deposits with Reserve Bank	
104 Remittance in Transit (Local)	
Total :	
8999 Cash Balance (Closing)	
101 Cash in Treasuries	
102 Deposits with Reserve Bank	
104 Remittance in Transit (Local)	
Total :	
GRAND TOTAL :	

NO. 15 -Concl'd.

ACCOUNT RELATING TO DEBT, CONTINGENCY FUND AND PUBLIC ACCOUNT

Receipts (3) Rs.	Disbursements (4) Rs.	Closing balance on 31 st . March 2001 (5) Rs.
...
...	(-) 85,98,231	1,67,39,340 (Dr)
...	(-) 85,98,231	1,67,39,340 (Dr)
<u>2,84,07,79,842</u>	<u>2,07,19,64,634</u>	<u>58,61,12,214 (Dr)</u>
<u>10,95,19,38,984</u>	<u>8,34,08,17,982</u>	...
<u>36,11,23,68,749</u>	<u>32,61,21,26,427</u>	...
3,36,39,481		
(-) 1,09,28,22,737		
(-) 18,70,88,484		
<u>(-) 1,24,62,71,740</u>		
	3,65,66,685	
	1,15,55,92,705 (A)	
	<u>1,06,18,11,192</u>	
	<u>2,25,39,70,582</u>	
<u>34,86,60,97,009</u>	<u>34,86,60,97,009</u>	

(A) There was a difference of Rs. 5.83 crores between the balance reflected in the Accounts (+Rs. 115.56 crores) and that was intimated by the Reserve Bank of India (-Rs. 400.27 crores). The reason is explained below:- Total difference (Rs. 5.56 crores) - (-Rs. 400.27 crores) = Rs. 515.83 crores (a) Net unadjusted balance of Rs. 47.08 being adjustment by Bank in respect of all treasuries during 1971-72 to 2000-2001 and Rs. 39.05 crore (Dr) & excess adjustment by Bank in respect of all treasuries during 1971-72 to 2000-2001. (b) Add short and overdraft = Rs. 400.50 crores (c) Under scrutiny = Rs. 107.30 crores. Total Rs. 515.83 crores.

STATEMENT
DETAILED STATEMENT OF DEBT AND OTHER

<i>Description of Debt</i>	<i>Balance as on</i>
(1)	<i>1st April 2000</i>
	(2)
	Rs.
E. PUBLIC DEBT	
6003 Internal Debt of the State Government	
101 Market Loans	2,23,32,20,653
103 Loans from the Life Insurance Corporation of India	8,80,24,759
104 Loans from General Insurance Corporation of India	5,67,407
105 Loans from the National Bank for Agriculture and Rural Development	1,35,59,150
107 Loans from State Bank of India	10,94,400
108 Loans from NCDC	20,68,70,492
109 Loans from Other Institution	93,96,16,601
110 Ways and Means Advances from the RBI	3,05,05,07,837
800 Other Loans	62,56,193
Total : 6003. Internal Debt of the State Government	6,53,97,17,492
6004 Loans and Advances from the Central Government	
01 <i>Non-Plan Loans</i>	
102 Share of Small Saving Collections	89,11,08,484
104 Special Police Force	^{"A"} 3,84,70,000
115 Police - Modernisation of Police Force	3,50,15,840
Education - National Loan Scholarship Schemes	1,31,980
201 House Building Advances	49,32,251
Total : 01. Non-Plan Loans	96,96,58,555
02 <i>Loans for State/ Union Territory Plan Schemes</i>	
101 Block Loans	
104 1984-89 State Plan Loans Consolidated in terms of recommendations of the 9 th Finance Commission	2,41,67,66,441
Total : 02. Loans for State/ Union Territory Plan Schemes	12,51,89,503
	2,54,19,55,944

^{"A"} Separated from Minor Head 115 Modernisation of Police

NO. 16
INTEREST BEARING OBLIGATIONS OF GOVERNMENT

<i>Additions during the year</i> (3) Rs.	<i>Discharges during the year</i> (4) Rs.	<i>Balance as on 31st. March 2001</i> (5) Rs.
25,20,00,000	3,54,20,000	2,44,98,00,653
...	19,13,334	8,61,11,425
...	...	5,67,407
...	...	1,35,59,150
...	...	10,94,400
6,91,200	...	20,75,61,692
17,60,91,800	10,71,39,126	1,00,85,69,275
11,91,11,57,592	10,53,83,33,255	4,42,33,32,174
...	...	62,56,193
<hr/>	<hr/>	<hr/>
<u>12,33,99,40,592</u>	<u>10,68,28,05,715</u>	<u>8,19,68,52,369</u>
...	2,10,10,000	87,00,98,484
...	1,17,00,000	2,67,70,000
1,04,87,000	27,80,870	4,27,21,970
...	...	1,31,980
...	10,53,581	38,78,670
<hr/>	<hr/>	<hr/>
<u>1,04,87,000</u>	<u>3,65,44,451</u>	<u>94,36,01,104</u>
37,91,55,000	12,00,39,200	2,67,58,82,241
...	2,52,72,000	9,99,17,503
<hr/>	<hr/>	<hr/>
<u>37,91,55,000</u>	<u>14,53,11,200</u>	<u>2,77,57,99,744</u>

STATEMENT
DETAILED STATEMENT OF DEBT AND OTHER

<i>Description of Debt</i>	<i>Balance as on</i> <i>1st April 2000</i>
(1)	(2) Rs.
E. PUBLIC DEBT -Contd.	
6004 Loans & Advances from the Central Govt. -Contd.	
03 <i>Loans for Central Plan Schemes</i>	
Rehabilitation - Repatriates from Burma	82,842
Dry Land Development	4,47,164
Village and Small Industries -	
Small Scale Industries	4,27,518
Other Loans Development Programmes (CAD)	...
800 Other Loans (i) Strengthening of State Land Use	
Board -Soil Conservation	11,22,171
(ii) Loan Assistance under Accelerated Irrigation	
Benefit Programme - Khuga Multipurpose Project	3,97,75,000
Total : 03. Loans for Central Plan Schemes	4,18,54,695
04 <i>Loans for Centrally Sponsored Plan Schemes</i>	
101 Forestry - Forest Conservation Development and	
Regeneration -	24,64,458
Integrated Development of Small and Medium Towns	2,79,52,900
Consumer Co-operation -	4,53,076
Flood Control and Drainage,	
Anti Sea Erosion Projects -	6,40,000
Co-operation - Assistance to Credit Co-operatives	68,11,099
Civil Supplies - Assistance to Consumer	
Co-operatives in Urban Areas	26,78,345
Transmission and Distribution -	
Inter State Transmission Lines	19,38,641
Village and Small Industries -	
102 Small Scale Industries	
103 Handloom Industries	3,59,402
108 Loans to Other Co-operatives	20,88,410
Roads of Inter State or Economic Importance	64,13,826
National Water Shed Development Project for rainfed	80,72,246
Areas	
Total : 04. Loans for Centrally Sponsored Plan	2,43,20,196
Schemes	8,41,92,599

NO. 16

INTEREST BEARING OBLIGATIONS OF GOVERNMENT

<i>Additions during the year</i>	<i>Discharges during the year</i>	<i>Balance as on 31st. March 2001</i>
(3) Rs.	(4) Rs.	(5) Rs.
...	...	82,842
...	1,58,567	2,88,597
...	...	4,27,518
...
...	1,08,323	10,13,848
...	10,75,000	3,87,00,000
...	<u>13,41,890</u>	<u>4,05,12,805</u>
...	7,63,934	17,00,524
1,19,40,000	14,51,500	3,84,41,400
...	...	4,53,076
...	64,000	5,76,000
...	2,03,807	66,07,292
...	21,41,550	5,36,795
...	1,76,240	17,62,401
...	2,51,057	1,08,345
...	5,67,385	15,21,025
...	47,16,953	16,96,873
...	4,72,042	76,00,204
<u>7,00,000</u>	<u>6,54,938</u>	<u>2,43,65,258</u>
<u>1,26,40,000</u>	<u>1,14,63,406</u>	<u>8,53,69,193</u>

STATEMENT
DETAILED STATEMENT OF DEBT AND OTHER

<i>Description of Debt</i>	<i>Balance as on 1st April 2000</i>
(1)	(2) Rs.
E. PUBLIC DEBT -Concl'd.	
6004 Loans and Advances from the Central Government – Concl'd	
05 <i>Loans for Special Schemes</i>	
101 Schemes of North Eastern Council	4,09,27,098
Total : 05 Loans for Special Schemes	4,09,27,098
06 <i>Ways and Means Advances</i>	
800 Other Ways and Means Advances	3,51,00,000
Total : 06 Ways and Means Advances	3,51,00,000
07 <i>Pre 1984-85 Loans</i>	
102 National Loan Scholarship Schemes	5,81,572
105 Small Saving Loans	35,35,000
107 Pre 1979-80 Consolidated Loans re-consolidated into 30 years loans	11,09,43,406
108 1979-84 Consolidated Loans	15,94,69,861
109 Rehabilitation of Gold Smiths	1,13,625
Total : 07 Pre-1984-85 Loans	27,46,43,464
Total : 6004 - Loans and Advances from the Central Government.	3,98,83,32,355
Total : E. PUBLIC DEBT	10,52,80,49,847
 I SMALL SAVINGS, PROVIDENT FUNDS ETC.	
<i>(a) National Small Savings Funds</i>	
8007 Investment of National Small Saving Fund	
103 Investment in Special State Govt. securities -Manipur	...
Total : 8007 – Investment of National Small Saving Fund	...
<i>(b) Provident Funds</i>	
8009 State Provident Funds	
01 <i>Civil</i>	
101 General Provident Funds	4,56,02,08,949
102 Contributory Provident Funds	9,680
104 All India Services Provident Funds	1,57,85,584
Total : 01 Civil	4,57,60,04,213

NO. 16 -Contd.

INTEREST BEARING OBLIGATIONS OF GOVERNMENT

<i>Additions during the year</i> (3) Rs.	<i>Discharges during the year</i> (4) Rs.	<i>Balance as on 31st. March 2001</i> (5) Rs.
68,10,000	42,56,535	4,34,80,563
<u>68,10,000</u>	<u>42,56,535</u>	<u>4,34,80,563</u>
1,96,00,00,000	65,34,44,000	1,34,16,56,000
<u>1,96,00,00,000</u>	<u>65,34,44,000</u>	<u>1,34,16,56,000</u>
...	...	5,81,572
...	5,05,000	30,30,000
...	75,51,000	10,33,92,406
...	1,05,84,000	14,88,85,861
...	...	1,13,625
...	<u>1,86,40,000</u>	<u>25,60,03,464</u>
2,36,90,92,000	87,10,01,482	5,48,64,22,873
<u>14,70,90,32,592</u>	<u>11,55,38,07,197</u>	<u>13,68,32,75,242</u>
17,97,00,000	2,74,00,000	15,23,00,000
<u>17,97,00,000</u>	<u>2,74,00,000</u>	<u>15,23,00,000</u>
1,34,15,55,964	57,86,24,678	5,32,31,40,235
...	...	9,680
63,04,219	46,28,417	1,74,61,386
<u>1,34,78,60,183</u>	<u>58,32,53,095</u>	<u>5,34,06,11,301</u>

**STATEMENT
DETAILED STATEMENT OF DEBT AND OTHER**

<i>Description of Debt</i>	<i>Balance as on 1st April</i>
(1)	2000 (2) Rs.
I. SMALL SAVINGS, PROVIDENT FUNDS ETC. - Concl'd.	
<i>(b) Provident Funds - Concl'd.</i>	
8009 State Provident Funds	
60 Other Provident Funds	
101 Workmen's Contributory Provident Fund	1,511
Total : 60 Other Provident Fund	1,511
Total : 8009 State Provident Funds	4,57,60,05,724
<i>(c) Other Accounts</i>	
8011 Insurance and Pension Funds	
107 State Government Employees Group Insurance Scheme	10,07,72,102
Total : 8011. Insurance and Pension Funds	10,07,72,102
Total : I. SMALL SAVINGS, PROVIDENT FUNDS ETC.	4,67,67,77,826
 K. DEPOSITS AND ADVANCES	
<i>(a) Deposits Bearing Interest</i>	
8336 Civil Deposits	
800 Other Deposits	2,35,79,948
Total : 8336 Civil Deposits	2,35,79,948
8338 Deposits of Local Fund	
103 Deposits of Housing Board	(-) 9,606
Total : (a) Deposit Bearing Interest	2,35,70,342
Total : K. DEPOSITS AND ADVANCES	2,35,70,342
 GRAND TOTAL :	 15,22,83,98,015

NO. 16 -Contd.

INTEREST BEARING OBLIGATIONS OF GOVERNMENT

<i>Additions during the year</i>	<i>Discharges during the year</i>	<i>Balance as on 31st March 2001</i>
(3)	(4)	(5)
Rs.	Rs.	Rs.
...	...	1,511
...	...	1,511
<u>1,34,78,60,183</u>	<u>58,32,53,095</u>	<u>5,34,06,12,812</u>
1,60,25,755	1,86,85,367	9,81,12,490
<u>1,60,25,755</u>	<u>1,86,85,367</u>	<u>9,81,12,490</u>
<u>1,54,35,85,938</u>	<u>62,93,38,462</u>	<u>5,59,10,25,302</u>
...	...	2,35,79,948
...	...	<u>2,35,79,948</u>
...	...	* (-) 9,606
...	...	<u>2,35,70,342</u>
...	...	<u>2,35,70,342</u>
<u>16,25,26,18,530</u>	<u>12,18,31,45,659</u>	<u>19,29,78,70,886</u>

* The figure is under investigation

**ANNEXURE TO STATE
DETAILED STATEMENT OF DEBT AND OTHER**

<i>Description of Debt</i>	<i>When raised</i>	<i>Balance as on 1st April 2000</i>
(1)	(2)	(3)
E. PUBLIC DEBT		
6003 Internal Debt of the State Government		
101 Market Loans		
(a) Market Loans bearing interest		
(i) 8.75 % Manipur State Development Loan 2000	1983-84	3,90,00,000
(ii) 9.75 % Manipur State Development Loan 1998	1985-86	11,70,000
(iii) 11 % Manipur State Development Loan 2001	1986-87	7,42,50,000
(iv) 11 % Manipur State Development Loan 2002	1987-88	7,97,50,000
(v) 11.5 % Manipur State Development Loan 2008	1988-89	9,77,00,000
(vi) 11.5 % Manipur State Development Loan 2009	1989-90	11,43,00,000
(vii) 11.5 % Manipur State Development Loan 2010	1990-91	11,03,00,000
(viii) 11.5 % Manipur State Development Loan 2011	1991-92	4,54,00,000
(ix) 12 % Manipur State Development Loan 2011	1991-92	7,59,00,000
(x) 13 % Manipur State Development Loan 2007	1992-93	14,52,40,000
(xi) 13.5 % Manipur State Development Loan 2003	1993-94	15,05,02,000
(xii) 12.15 % Manipur State Development Loan 2004	1994-95	14,00,00,000
(xiii) 14 % Manipur State Development Loan 2005	1995-96	16,00,00,000
(xiv) 13.75 % Manipur State Development Loan 2007	1997-98	1,60,00,000
(xv) 13.85 % Manipur State Development Loan 2006	1997-98	16,00,00,000
(xvi) 13.05 % Manipur State Development Loan 2007	1998-99	22,66,00,000
(xvii) 12.15 % Manipur State Development Loan 2008	1998-99	20,00,00,000
(xviii) 12.5 % Manipur State Development Loan 2008	1998-99	9,28,00,000
(xix) 11.85 % Manipur State Development Loan 2009	1999-2000	9,75,00,000
(xx) 12.25 % Manipur State Development Loan 2009	1999-2000	20,64,00,000
(xxi) 10.25 % Manipur State Development Loan 2010	2000-2001	...
(xxii) 12% Manipur State Development Loan 2010	2000-2001	...
Total : Market Loans bearing interest		<u>2,23,28,12,000</u>
(b) Market Loans not bearing interest		
(i) Manipur State Development Loan		1,08,653
(ii) 7.5 % Manipur State Development Loan 1998	1982-83	3,00,000
Total : Market Loans not bearing interest		<u>4,08,653</u>
Total : 101		<u>2,23,32,20,653</u>

MENT NO. 16 -Contd.

INTEREST BEARING OBLIGATIONS OF GOVERNMENT

<i>Additions during the year</i>	<i>Discharges during the year</i>	<i>Balance as on 31st March 2001</i>
(4)	(5)	(6)
Rs.	Rs.	Rs.
...	3,54,20,000	35,80,000
...
...	...	11,70,000
...	...	7,42,50,000
...	...	7,97,50,000
...	...	9,77,00,000
...	...	11,43,00,000
...	...	11,03,00,000
...	...	4,54,00,000
...	...	7,59,00,000
...	...	14,52,40,000
...	...	15,05,02,000
...	...	14,00,00,000
...	...	16,00,00,000
...	...	1,60,00,000
...	...	16,00,00,000
...	...	22,66,00,000
...	...	20,00,00,000
...	...	9,28,00,000
15,76,00,000	...	9,75,00,000
9,44,00,000	...	20,64,00,000
		15,76,00,000
		9,44,00,000
<u>25,20,00,000</u>	<u>3,54,20,000</u>	<u>2,44,93,92,000</u>
...	...	1,08,653
...	...	3,00,000
<u>...</u>	<u>...</u>	<u>4,08,653</u>
<u>25,20,00,000</u>	<u>3,54,20,000</u>	<u>2,44,98,00,653</u>

**ANNEXURE TO STATE
DETAILED STATEMENT OF DEBT AND OTHER**

<i>Description of Debt</i>	<i>When raised</i>	<i>Balance as on 1st April 2000</i>
(1)	(2)	(3)
E. PUBLIC DEBT -Contd.		
6003 Internal Debt of the State Government -Concl.		
103 Loans from Life Insurance Corporation of India	1974-99	8,80,24,759
104 Loans from General Insurance Corporation of India	1984-99	5,67,407
105 Loans from National Bank for Agricultural & Rural Development	1976-99	1,35,59,150
107 Loans from State Bank of India		10,94,400
108 Loans from the National Co-operative Development Corporation	1973-99	20,68,70,492
109 Loans from other Institutions Loans from the Rural Electrification Corporation	1979-99	93,96,16,601
110 Ways and Means Advances from the Reserve Bank of India		3,05,05,07,837
800 Other Loans		62,56,193
Total : 6003 - Internal Debt of the State Government		<u>6,53,97,17,492</u>
6004 Loans and advances from the Central Government		
<i>01 Non Plan Loans</i>		
102 Share of Small Savings Collection	1984-85	20,00,000
	1985-86	34,10,000
	1986-87	57,60,000
	1987-88	62,40,000
	1988-89	1,39,30,000
	1989-90	12,60,00,000
	1990-91	5,44,23,750
	1991-92	2,04,00,000
	1992-93	2,39,40,000
	1993-94	3,46,75,000
	1994-95	4,95,00,000
	1995-96	1,44,00,000
	1996-97	11,13,00,000
	1997-98	12,60,00,000
	1998-99	11,92,00,000
	1999-2000	17,99,29,734
Total : 102		<u>89,11,08,484</u>

MENT NO. 16 -Contd.

INTEREST BEARING OBLIGATIONS OF GOVERNMENT

<i>Additions during the year</i>	<i>Discharges during the year</i>	<i>Balance as on 31st. March 2001</i>
(4)	(5)	(6)
Rs.	Rs.	Rs.
...	19,13,334	8,61,11,425
...	...	5,67,407
...	...	1,35,59,150
...	...	10,94,400
6,91,200	...	20,75,61,692
17,60,91,800	10,71,39,126	1,00,85,69,275
11,91,11,57,592	10,53,83,33,255	4,42,33,32,174
...	...	62,56,193
<u>12,33,99,40,592</u>	<u>10,68,28,05,715</u>	<u>8,19,68,52,369</u>
...	2,00,000	18,00,000
...	3,10,000	31,00,000
...	4,80,000	52,80,000
...	4,80,000	57,60,000
...	9,95,000	1,29,35,000
...	84,00,000	11,76,00,000
...	33,15,000	5,11,08,750
...	12,00,000	1,92,00,000
...	13,30,000	2,26,10,000
...	18,25,000	3,28,50,000
...	24,75,000	4,70,25,000
...	...	1,44,00,000
...	...	11,13,00,000
...	...	12,60,00,000
...	...	11,92,00,000
...	...	17,99,29,734
<u>...</u>	<u>2,10,10,000</u>	<u>87,00,98,484</u>

**ANNEXURE TO STATE
DETAILED STATEMENT OF DEBT AND OTHER**

<i>Description of Debt</i>	<i>When raised</i>	<i>Balance as on 1st April 2000</i>
(1)	(2)	(3)
E. PUBLIC DEBT -Contd.		
6004 Loans & Advances from the Central Government -Contd.		
<i>01 Non-Plan Loans -Contd.</i>		
201 House Building Advances	1990-91	1,34,587
	1991-92	3,48,454
	1992-93	2,25,000
	1993-94	5,38,080
	1994-95	3,33,000
	1995-96	7,79,460
	1996-97	12,59,370
	1997-98	9,21,000
	1998-99	3,93,300
Total : 201		49,32,251
115 Modernisation of Police Force	1984-85	1,51,200
	1985-86	2,21,760
	1986-87	2,33,760
	1987-88	2,62,080
	1988-89	2,82,240
	1989-90	3,02,400
	1990-91	2,56,000
	1991-92	7,85,060
	1992-93	6,23,340
	1993-94	13,15,940
	1994-95	27,70,400
	1995-96	14,54,460
	1996-97	77,71,720
	1997-98	99,96,490
	1998-99	1,12,62,240
	1999-2000	8,65,750
	2000-2001	...
Total : 115		3,85,54,840
"A" Police -104 Special Force	1993-94	16,20,000
	1995-96	40,00,000
	1996-97	62,11,000
	1997-98	71,00,000
	1998-99	1,60,00,000
		3,49,31,000

"A" Separated from Minor Head 115 - Modernisation of Police Force

MENT NO. 16 –Contd.

INTEREST BEARING OBLIGATIONS OF GOVERNMENT

(4) Rs.	(5) Rs.	(6) Rs.
<i>Additions during the year</i>	<i>Discharges during the year</i>	<i>Balance as on 31st. March 2001</i>
...	1,34,587	...
...	1,74,229	1,74,225
...	75,000	1,50,000
...	1,34,520	4,03,560
...	66,600	2,66,400
...	1,29,910	6,49,550
...	1,79,910	10,79,460
...	1,15,125	8,05,875
...	43,700	3,49,600
<hr/>	<hr/>	<hr/>
...	10,53,581	38,78,670
...	15,120	1,36,080
...	20,160	2,01,600
...	19,480	2,14,280
...	20,160	2,41,920
...	20,160	2,62,080
...	20,160	2,82,240
...	16,000	2,40,000
...	46,180	7,38,880
...	34,630	5,88,710
...	69,260	12,46,680
...	1,38,520	26,31,880
...	69,260	13,85,200
...	13,53,260	64,18,460
...	4,34,630	95,61,860
...	4,69,260	1,07,92,980
...	34,630	8,31,120
1,04,87,000	...	1,04,87,000
<hr/>	<hr/>	<hr/>
1,04,87,000	27,80,870	4,62,60,970
...	...	16,20,000
...	20,00,000	20,00,000
...	22,50,000	39,61,000
...	34,50,000	36,50,000
...	40,00,000	1,20,00,000
<hr/>	<hr/>	<hr/>
...	1,17,00,000	2,32,31,000

**ANNEXURE TO STATE
DETAILED STATEMENT OF DEBT AND OTHER**

<i>Description of Debt</i>	<i>When raised</i>	<i>Balance as on 1st April 2000</i>
(1)	(2)	(3)
E. PUBLIC DEBT -Contd.		
6004 Loans and Advances from the Central Government -Contd.		
01 Non-Plan Loans -Concl'd.		
Education - National Loan Scholarship Schemes	1984-85	74,660
	1985-86	22,000
	1986-87	35,320
Total :		<u>1,31,980</u>
Total : 01		<u>96,96,58,555</u>
6004 Loans & advances from the Central Government -Contd.		
02 Loans for State/ Union Territory Plan Schemes		
101 Block Loans	1989-89	2,38,74,304
	1990-91	5,22,13,057
	1991-92	7,21,70,930
	1992-93	7,23,69,939
	1993-94	13,97,32,432
	1994-95	14,27,57,475
	1995-96	16,93,52,640
	1996-97	21,79,78,250
	1997-98	50,69,61,800
	1998-99	42,97,64,400
	1999-2000	58,95,91,214
	2000-2001	...
Total : 101		<u>2,41,67,66,441</u>
104 1984-89 State Plan Loans Consolidated in terms of recommendations of the 9 th Finance Commission	1990-91	12,51,89,503
Total : 02		<u>2,54,19,55,944</u>
03 Loans for Central Plan Schemes		
Rehabilitation - Rehabilitation of Repatriates from Burma	1985-86	15,642
	1986-87	67,200
Total :		<u>82,842</u>
Dry Land Development	1985-86	1,17,335
	1986-87	2,86,029
	1987-88	43,800
Total :		<u>4,47,164</u>

MENT NO. 16 -Contd.

INTEREST BEARING OBLIGATIONS OF GOVERNMENT

<i>Additions during the year</i>	<i>Discharges during the year</i>	<i>Balance as on 31st. March 2001</i>
(4) Rs.	(5) Rs.	(6) Rs.
...	...	74,660
...	...	22,000
...	...	35,320
<u>1,04,87,000</u>	<u>3,65,44,451</u>	<u>1,31,980</u> <u>94,36,01,104</u>
...	26,98,867	2,11,75,437
...	47,46,642	4,74,66,415
...	62,70,775	6,59,00,155
...	57,87,830	6,65,82,109
...	41,09,778	13,56,22,654
...	40,78,785	13,86,78,690
...	47,04,240	16,46,48,400
...	63,37,250	21,16,41,000
...	5,24,19,508	45,45,42,292
...	1,10,19,600	41,87,44,800
...	1,78,65,925	57,17,25,289
37,91,55,000	...	37,91,55,000
<u>37,91,55,000</u>	<u>12,00,39,200</u>	<u>2,67,58,82,241</u>
...	2,52,72,000	9,99,17,503
<u>37,91,55,000</u>	<u>14,53,11,200</u>	<u>2,77,57,99,744</u>
...	...	15,642
...	...	67,200
...	...	82,842
...	51,700	65,635
...	92,267	1,93,762
...	14,600	29,200
<u>...</u>	<u>1,58,567</u>	<u>2,88,597</u>

**ANNEXURE TO STATE
DETAILED STATEMENT OF DEBT AND OTHER**

<i>Description of Debt</i>	<i>When raised</i>	<i>Balance as on 1st April 2000</i>
(1)	(2)	(3)
E. PUBLIC DEBT -Contd.		
6004 Loans & advances from the Central Government -Contd.		
03 Loans for Central Plan Schemes -Concl'd.		
Other Rural Development Programmes (CAD)	1984-85	
Soil and Water Conservation -		
102 Soil Conservation	1987-88	30,629
	1988-89	25,863
	1989-90	41,952
	1990-91	80,003
	1991-92	70,000
	1992-93	1,65,863
	1993-94	97,502
	1994-95	2,85,300
	1997-98	3,25,059
	1998-99	...
Total :		11,22,171
Village & Small Industries		
102 Small Scale Industries	1991-92	4,27,518
800 Other Loans		
Loan Assistance under Accelerated Irrigation Benefits Programme - Khuga Multipurpose Project	1998-99	3,97,75,000
Total : 03		4,18,54,695
04 Loans for Centrally Sponsored Plan Schemes		
Integrated Development of Small & Medium Towns	1985-86	6,60,000
	1986-87	5,40,000
	1987-88	30,55,000
	1990-91	42,55,700
	1991-92	12,75,000
	1992-93	92,77,200
	1995-96	6,00,000
	1996-97	36,50,000
	1997-98	11,00,000
	1998-99	10,50,000
	1999-2000	24,90,000
	2000-2001	...
Total :		2,79,52,900

MENT NO. 16 -Contd.

INTEREST BEARING OBLIGATIONS OF GOVERNMENT

<i>Additions during the year</i>	<i>Discharges during the year</i>	<i>Balance as on 31st. March 2001</i>
(4) Rs.	(5) Rs.	(6) Rs.
...
...	10,208	20,421
...	6,467	19,396
...	12,800	29,152
...	13,333	66,670
...	10,000	60,000
...	25,919	1,39,944
...	10,833	86,669
...	7,925	2,77,375
...	10,838	3,14,221
...
...	<u>1,08,323</u>	<u>10,13,848</u>
...	...	4,27,518
...	10,75,000	3,87,00,000
...	<u>13,41,890</u>	<u>4,05,12,805</u>
...	60,000	6,00,000
...	45,000	4,95,000
...	2,35,000	28,20,000
...	2,72,100	39,83,600
...	75,000	12,00,000
...	5,15,400	87,61,800
...	...	6,00,000
...	...	36,50,000
...	...	11,00,000
...	...	10,50,000
...	2,49,000	22,41,000
1,19,40,000	...	1,19,40,000
<u>1,19,40,000</u>	<u>14,51,500</u>	<u>3,84,41,400</u>

**ANNEXURE TO STATE
DETAILED STATEMENT OF DEBT AND OTHER**

Description of Debt (1)	When raised (2)	Balance as on 1st April 2000 (3)	
E. PUBLIC DEBT -Contd.			
6004 Loans & advances from the Central Government -Contd.			
<i>04 Loans for Central Plan Schemes -Contd.</i>			
	Flood Control and Drainage, Anti Sea Erosion Projects	1984-85	6,40,000
	Co-operation -		
107	Credit Co-operatives	1984-85	83,335
		1985-86	76,907
		1989-90	2,619
		1991-92	3,89,286
		1992-93	1,76,190
		1998-99	6,50,000
		1999-2000	61,20,000
	Total :		<u>74,98,337</u>
	<i>Civil Supplies</i>		
196	Assistance to Consumer Co-operatives in Urban Areas	1986-87	2,90,676
		1989-90	18,750
		1990-91	45,000
		1993-94	...
		1994-95	...
		1995-96	27,59,341
	Total :		<u>31,13,767</u>
	Transmission and Distribution - Inter State Transmission Lines		
		1985-86	19,38,641
	Village and Small Industries -		
102	Small Scale Industries	1987-88	4
		1988-89	50,000
		1989-90	2,16,670
		1990-91	66,670
		1991-92	24,227
		1992-93	1,831
	Total :		<u>3,59,402</u>
113	Agricultural Engineering	1995-96	92,500
	Total :		<u>92,500</u>

MENT NO. 16 –Contd.**INTEREST BEARING OBLIGATIONS OF GOVERNMENT**

<i>Additions during the year</i>	<i>Discharges during the year</i>	<i>Balance as on 31st. March 2001</i>
(4) Rs.	(5) Rs.	(6) Rs.
...	64,000	5,76,000
...	8,333	75,002
...	8,333	68,574
...	2,619	...
...	1,10,712	2,78,574
...	73,810	1,02,380
...	...	6,50,000
...	...	61,20,000
...	<u>2,03,807</u>	<u>72,94,530</u>
...	1,62,400	1,28,276
...	3,750	15,000
...	7,500	37,500
...
...
...	19,67,900	7,91,441
...	<u>21,41,550</u>	<u>9,72,217</u>
...	1,76,240	17,62,401
...	...	4
...	50,000	...
...	1,08,333	1,08,337
...	66,666	4
...	24,227	...
...	1,831	...
...	<u>2,51,057</u>	<u>1,08,345</u>
...	2,500	90,000
...	<u>2,500</u>	<u>90,000</u>

**ANNEXURE TO STATE
DETAILED STATEMENT OF DEBT AND OTHER**

<i>Description of Debt</i>	<i>When raised</i>	<i>Balance as on 1st April 2000</i>
(1)	(2)	(3)
E. PUBLIC DEBT -Contd.		
6004 Loans & advances from the Central Government -Contd.		
<i>04 Loans for Central Plan Schemes -Concl'd.</i>		
103 Handloom Industries	1989-90	3,00,720
	1990-91	2,26,250
	1992-93	4,00,000
	1993-94	4,76,440
	1994-95	6,85,000
Total :		20,88,410
Forestry		
101 Forest Conservation, Development and Regeneration	1985-86	1,38,864
	1986-87	2,61,330
	1987-88	4,39,603
	1988-89	5,76,800
	1989-90	10,47,861
Total :		24,64,458
Roads and Bridges -		
Roads of Inter State or Economic Importance		
	1984-85	2,20,000
	1985-86	2,64,000
	1988-89	26,666
	1989-90	54,06,830
	1993-94	21,54,750
Total :		80,72,246
National Water Shed Development Project for rainfed Areas		
	1991-92	2,62,500
	1992-93	33,32,071
	1996-97	22,89,375
	1997-98	47,18,750
	1998-99	61,25,000
	1999-2000	75,00,000
	2000-2001	...
Total :		2,42,27,696
Co-operation -		
105 Loans to Other Co-operatives	1991-92	2,27,738
	1992-93	2,47,617
	1995-96	52,68,887
Total :		57,44,242
Total : 04		8,41,92,599

MENT NO. 16 -Contd.

INTEREST BEARING OBLIGATIONS OF GOVERNMENT

(4)	(5)	(6)
Rs.	Rs.	Rs.
<i>Additions during the year</i>	<i>Discharges during the year</i>	<i>Balance as on 31st. March 2001</i>
...	42,440	2,58,280
...	9,250	2,17,000
...	9,585	3,90,415
...	3,69,110	1,07,330
...	1,37,000	5,48,000
...	<u>5,67,385</u>	<u>15,21,025</u>
...	1,38,864	1,30,660
...	1,30,670	2,93,070
...	1,46,533	4,32,600
...	1,44,200	8,44,194
...	2,03,667	...
...	<u>7,63,934</u>	<u>17,00,524</u>
...	22,000	1,98,000
...	24,000	2,40,000
...	6,667	19,999
...	3,56,000	50,50,830
...	63,375	20,91,375
...	<u>4,72,042</u>	<u>76,00,204</u>
...	21,875	2,40,625
...	99,938	32,32,133
...	61,875	22,27,500
...	1,56,250	45,62,500
...	1,87,500	59,37,500
...	1,25,000	73,75,000
7,00,000	...	7,00,000
<u>7,00,000</u>	<u>6,52,438</u>	<u>2,42,75,258</u>
...	...	2,27,738
...	...	2,47,617
...	47,16,953	5,51,934
...	<u>47,16,953</u>	<u>10,27,289</u>
<u>1,26,40,000</u>	<u>1,14,63,406</u>	<u>8,53,69,193</u>

**ANNEXURE TO STATE
DETAILED STATEMENT OF DEBT AND OTHER**

<i>Description of Debt</i>	<i>When raised</i>	<i>Balance as on 1st April 2000</i>
(1)	(2)	(3) Rs.
E. PUBLIC DEBT -Contd.		
6004 Loans & advances from the Central Government -Contd.		
<i>05 Loans for Special Schemes</i>		
101 Schemes of North Eastern Council	1984-85	8,75,198
	1985-86	5,01,929
	1986-87	1,99,075
	1987-88	16,29,144
	1988-89	23,80,280
	1989-90	14,41,266
	1990-91	8,70,913
	1991-92	49,85,407
	1992-93	28,67,286
	1993-94	85,16,129
	1994-95	52,20,720
	1995-96	1,65,200
	1996-97	13,40,750
	1997-98	71,51,301
	1998-99	26,32,500
	1999-2000	1,50,000
	2000-2001	...
Total : 05		4,09,27,098
<i>06 Ways and Means Advances</i>		
800 Other Ways and Means Advances	1991-92	51,00,000
	1999-2000	3,00,00,000
	2000-2001	...
Total : 06		3,51,00,000
<i>07 Pre 1984-85 Loans</i>		
102 National Loan Scholarship Schemes	Pre 1974	2,29,822
	1974-78	1,86,600
	1979-80	85,000
	1981-82	50,000
	1982-83	30,150
Total :		5,81,572
<i>105 Small Savings Loans</i>		
	Pre 1979	14,55,000
	1979-80	1,75,000
	1980-81	5,10,000
	1981-82	3,15,000
	1982-83	3,60,000
	1983-84	7,20,000
Total :		35,35,000

MENT NO. 16 - Contd.**INTEREST BEARING OBLIGATIONS OF GOVERNMENT**

<i>Additions during the year</i>	<i>Discharges during the year</i>	<i>Balance as on 31st. March 2001</i>
(4) Rs.	(5) Rs.	(6) Rs.
...	41,197	8,34,001
...	3,34,667	1,67,262
...	97,866	1,01,209
...	5,38,532	10,90,612
...	2,63,067	21,17,213
...	5,40,867	9,00,399
...	2,09,267	6,61,646
...	7,12,199	42,73,208
...	3,68,464	24,98,822
...	6,09,484	79,06,645
...	1,58,225	50,62,495
...	53,200	1,12,000
...	79,750	12,61,000
...	1,82,250	69,69,051
...	67,500	25,65,000
...	...	1,50,000
68,10,000	...	68,10,000
<u>68,10,000</u>	<u>42,56,535</u>	<u>4,34,80,563</u>
...	...	51,00,000
...	...	3,00,00,000
1,96,00,00,000	65,34,44,000	1,30,65,56,000
<u>1,96,00,00,000</u>	<u>65,34,44,000</u>	<u>1,34,16,56,000</u>
...	...	2,29,822
...	...	1,86,600
...	...	85,000
...	...	50,000
...	...	30,150
...	...	5,81,572
...	2,15,000	12,40,000
...	35,000	1,40,000
...	85,000	4,25,000
...	45,000	2,70,000
...	45,000	3,15,000
...	80,000	6,40,000
...	5,05,000	30,30,000

**ANNEXURE TO STATE
DETAILED STATEMENT OF DEBT AND OTHER**

<i>Description of Debt</i>	<i>When raised</i>	<i>Balance as on 1st April 2000</i>
(1)	(2)	(3)
<i>E. PUBLIC DEBT -Concl'd</i>		
6004 Loans & advances from the Central Government -Concl'd		
107 Pre 1979-80 Consolidated Loans re-consolidated into 30 years	Pre 1979-83	11,09,43,406
108 Pre 1979-84 Consolidated Loans	1982-83	15,94,69,861
109 Rehabilitation of Gold Smiths	Pre 1974	1,13,625
Total : 07		27,46,43,464
Total : 6004 - Loans and Advances from the Central Government		3,98,83,32,355
TOTAL : E. PUBLIC DEBT		10,52,80,49,847

MENT NO. 16 -Concl.**INTEREST BEARING OBLIGATIONS OF GOVERNMENT**

<i>Additions during the year</i>	<i>Discharges during the year</i>	<i>Balance as on 31st. March 2001</i>
(4) Rs.	(5) Rs.	(6) Rs.
...	75,51,000	10,33,92,406
...	1,05,84,000	14,88,85,861
...	...	1,13,625
<u>...</u>	<u>1,86,40,000</u>	<u>25,60,03,464</u>
<u>2,36,90,92,000</u>	<u>87,10,01,482</u>	<u>5,48,64,22,873</u>
<u>14,70,90,32,592</u>	<u>11,55,38,07,197</u>	<u>13,68,32,75,242</u>

STATEMENT
DETAILED STATEMENT OF LOANS AND

<i>Heads of Account</i>	<i>Balance on 1st April 2000</i>	<i>Advanced during the year</i>
(1)	(2) Rs.	(3) Rs.
F. LOANS AND ADVANCES		
6202 Loans for Education, Sports, Art & Culture		
202 Secondary Education	4,93,270	...
600 General	5,79,920	...
Total : 6202	10,73,190	...
6215 Loans for Water Supply and Sanitation		
01 <i>Water Supply</i>		
101 Urban Water Supply Programmes	5,67,90,972	36,89,739
Total : 6215	5,67,90,972	36,89,739
6216 Loans for Housing		
80 <i>General</i>		
800 Other Loans	19,80,47,758	...
Total : 6216	19,80,47,758	...
6217 Loans for Urban Development		
01 <i>State Capital Development</i>		
191 Loans to Local Bodies, Corporations etc.,	37,08,684	...
800 Other Loans	51,50,000	...
Total: 01. <i>State Capital Development</i>	88,58,684	...
03 <i>Integrated Development of Small and Medium Towns</i>		
800 Other Loans	10,000	...
Total : 6217	88,68,684	...

NO. 17
ADVANCES MADE BY GOVERNMENT

<i>Repaid during the year</i>	<i>Balance on 31st. March 2001</i>	<i>Interest received and credited to revenue</i>
<i>(4)</i> <i>Rs.</i>	<i>(5)</i> <i>Rs.</i>	<i>(6)</i> <i>Rs.</i>
...	4,93,270	...
...	5,79,920	...
...	10,73,190	...
...	6,04,80,711	...
...	6,04,80,711	...
58,034	19,79,89,724	...
58,034	19,79,89,724	...
...	37,08,684	...
...	51,50,000	...
...	88,58,684	...
...	10,000	...
...	88,68,684	...

**STATEMENT
DETAILED STATEMENT OF LOANS AND**

<i>Heads of Account</i>	<i>Balance on 1st April 2000</i>	<i>Advanced during the year</i>
(1)	(2) Rs.	(3) Rs.
F. LOANS AND ADVANCES -Contd.		
6225 Loans for Welfare of Scheduled Caste, Scheduled Tribes and Other Backward Classes		
03 <i>Welfare of Backward Classes</i>		
800 Other Loans	2,39,573	...
Total : 6225	2,39,573	...
6235 Loans for Social Security and Welfare		
01 <i>Rehabilitation</i>		
140 Rehabilitation of Repatriates from other countries	6,33,974	...
200 Other Relief Measures	9,45,900	...
Total : 01 Rehabilitation	15,79,874	...
02 <i>Social Welfare</i>		
103 Women's Welfare	3,33,038	...
60 <i>Other Social Security and Welfare Programs</i>		
800 Other Loans	15,55,434	...
Total : 6235	34,68,346	...
6401 Loans for Crop Husbandry		
110 Scheme for Small & Marginal Farmers and Agricultural Labourers	1,07,018	...
119 Horticulture and Vegetable Crops	9,51,332	...
195 Loans to Farming Co-operatives	5,31,197	...
800 Other Loans	1,09,89,497	...
Total: 6401	1,25,79,044	...
6403 Loans for Animal Husbandry		
103 Poultry Development	50,000	...
Total : 6403	50,000	...

NO. 17 -Contd.

ADVANCES MADE BY GOVERNMENT

<i>Repaid during the year</i>	<i>Balance on 31st. March 2001</i>	<i>Interest received and credited to revenue</i>
<i>(4)</i> <i>Rs.</i>	<i>(5)</i> <i>Rs.</i>	<i>(6)</i> <i>Rs.</i>
...	2,39,573	...
-----	-----	-----
...	2,39,573	...
-----	-----	-----
...	6,33,974	...
...	9,45,900	...
-----	-----	-----
...	15,79,874	...
-----	-----	-----
...	3,33,038	...
...	15,55,434	...
-----	-----	-----
...	34,68,346	...
-----	-----	-----
...	1,07,018	...
...	9,51,332	...
...	5,31,197	...
...	1,09,89,497	...
-----	-----	-----
...	1,25,79,044	...
-----	-----	-----
...	50,000	...
-----	-----	-----
...	50,000	...
-----	-----	-----

STATEMENT
DETAILED STATEMENT OF LOANS AND

<i>Heads of Account</i>	<i>Balance on 1st April 2000</i>	<i>Advanced during the year</i>
(1)	(2) Rs.	(3) Rs.
F. LOANS AND ADVANCES -Contd.		
6405 Loans for Fisheries		
800 Other Loans	21,60,034	...
Total : 6405	21,60,034	...
6425 Loans for Co-operation		
106 Loans to Multipurpose Rural Co-operatives	3,10,83,379	...
107 Loans to Credit Co-operatives	4,08,18,005	...
108 Loans to Other Co-operatives	1,63,80,219	5,75,000
190 Loans to Public Sector & other undertakings	2,62,67,583	...
Total : 6425	11,45,49,186	5,75,000
6515 Loans for other Rural Development Programmes		
102 Community Development	77,507	...
Total : 6515	77,507	...
6851 Loans for Village and Small Industries		
102 Small Scale Industries	1,26,41,673	...
103 Handloom Industries	3,29,87,228	...
104 Handicrafts Industries	19,10,652	...
107 Sericulture Industries	9,725	...
200 Other Village Industries	1,30,96,303	...
Total: 6851	6,06,45,581	...
7610 Loans to Government Servants, etc.		
201 House Building Advances	3,65,85,987	28,25,000
202 Advances for purchase of Motor conveyance	1,33,96,908	4,75,600

NO. 17 -Contd.

ADVANCES MADE BY GOVERNMENT

<i>Repaid during the year</i>	<i>Balance on 31st. March 2001</i>	<i>Interest received and credited to revenue</i>
<i>(4)</i>	<i>(5)</i>	<i>(6)</i>
<i>Rs.</i>	<i>Rs.</i>	<i>Rs.</i>
37,740	21,22,294	...
<u>37,740</u>	<u>21,22,294</u>	<u>...</u>
...	3,10,83,379	...
1,51,070	4,08,18,005	...
...	1,68,04,149	3,73,860
...	2,62,67,583	91,308
<u>1,51,070</u>	<u>11,49,73,116</u>	<u>4,65,168</u>
...	77,507	...
<u>...</u>	<u>77,507</u>	<u>...</u>
32,622	1,26,09,051	...
...	3,29,87,228	...
...	19,10,652	...
...	9,725	...
...	1,30,96,303	...
<u>32,622</u>	<u>6,06,12,959</u>	<u>...</u>
31,51,655	3,62,59,332	2,81,472
17,05,647	1,21,66,861	5,37,584

STATEMENT
DETAILED STATEMENT OF LOANS AND

<i>Heads of Account</i>	<i>Balance on 1st April 2000</i>	<i>Advanced during the year</i>
(1)	(2) Rs.	(3) Rs.
F. LOANS AND ADVANCES -Concl.		
7610 Loans to Government Servants, etc. - Concl.		
203 Advances for purchases of other Conveyance	1,88,982	...
800 Other Advances	3,46,744	6,10,000
Total : 7610	5,05,18,621	39,10,600
7615 Miscellaneous Loans		
200 Miscellaneous Loans	8,46,461	...
Total : 7615	8,46,461	...
TOTAL : F. LOANS AND ADVANCES	50,99,14,957	81,75,339

NO. 17 -Concl'd.

ADVANCES MADE BY GOVERNMENT

<i>Repaid during the year</i>	<i>Balance on 31st. March 2001</i>	<i>Interest received and credited to revenue</i>
(4) Rs.	(5) Rs.	(6) Rs.
...	1,88,982	...
73,128	8,83,616	...
<u>49,30,430</u>	<u>4,94,98,791</u>	<u>8,19,056</u>
...	8,46,461	...
<u>...</u>	<u>8,46,461</u>	<u>...</u>
<u>52,09,896</u>	<u>51,28,80,400</u>	<u>12,84,224</u>

The details of loans and advances during the year for plan purposes are given below:

Major and Minor Heads of Account	<i>Amount of Loan</i>	
	Plan	Centrally Sponsored Plan Schemes (including NEC, Central Plan and Sub-Plan Schemes)
(1)	(2) Rs.	(3) Rs.
6215 Loans for Water Supply & Sanitation		
01 Water Supply		...
101 Urban Water Supply Programmes	36,89,739	...
6425 Loans for Co-operation		
106 Loans for Multipurpose Rural Co- operatives
107 Loans for Credit Co-operatives	5,75,000	...
108 Loans to Other Co-operatives
190 Loans to Public Sector and Other Under- takings
Total :	<u>42,64,739</u>	<u>...</u>

**STATEMENT
STATEMENT SHOWING DETAILS**

Name of the Reserve Fund or Deposit Account (1)	Balance on	
	Cash (2) Rs.	Investment (3) Rs.
J. RESERVE FUNDS		
<i>(b) Reserve Funds not bearing interest</i>		
8226 Depreciation/ Renewal Reserve Fund		
101 Depreciation Reserve Funds of Government Commercial Department/ Undertakings	23,98,000	...
Total : 8226	<u>23,98,000</u>	<u>...</u>
TOTAL : J. RESERVE FUNDS	<u>23,98,000</u>	<u>...</u>
K. DEPOSITS AND ADVANCES		
<i>(b) Deposits not bearing Interest</i>		
8449 Other Deposits		
120 Miscellaneous Deposits	93,82,53,015	...
Total : DEPOSITS AND ADVANCES	<u>93,82,53,015</u>	<u>...</u>
GRAND TOTAL :	<u>94,06,51,015</u>	<u>...</u>

**NO. 18
OF EARMARKED BALANCES**

<u>1st April, 2001</u>	<u>Balance as on 31st March, 2001</u>		
Total (4) Rs.	Cash (5) Rs.	Investment (6) Rs.	Total (7) Rs.
23,98,000	23,98,000	...	23,98,000
<u>23,98,000</u>	<u>23,98,000</u>	<u>...</u>	<u>23,98,000</u>
<u>23,98,000</u>	<u>23,98,000</u>	<u>...</u>	<u>23,98,000</u>
93,82,53,015	82,93,24,946	...	82,93,24,946
<u>93,82,53,015</u>	<u>82,93,24,946</u>	<u>...</u>	<u>82,93,24,946</u>
<u>94,06,51,015</u>	<u>83,17,22,946</u>	<u>...</u>	<u>83,17,22,946</u>

APPEN-
(Reference : Explanatory Note below)

**STATEMENT SHOWING INVESTMENT OF GOVERNMENT AS AT THE END
RECEIVED THEREFROM**

Type of Concerns	1998-99			
	Number of Concern	Investment at the end of the year	Dividend/ Interest received during the year	Number of Concerns
(1)	(2)	(3)	(4)	(5)
<i>(In lakh of Rupees)</i>				
1. Statutory Corporations	2	24,35.23	...	2
2. Government Companies	10	37,92.31	0.06	10
3. Co-operative Banks, Societies, etc.	3312	18,38.36	5,46	3312
Total :	3324	80,65.90	5.52	3324

DIX-I*Statement No. 2 at Page 22 to 24)***OF 1998-99, 1999-2000 AND 2000-2001 AND THE DIVIDEND/ INTEREST DURING IN THOSE YEARS**

1999-2000		Number of Concerns	2000-2001	
Investment at the end of the year (6)	Dividend/ Interest received during the year (7)		Investment at the end of the year (9)	Dividend/ Interest received during the year (10)
<i>(In lakhs of Rupees)</i>			<i>(In lakhs of Rupees)</i>	
25,55.23	...	2	27,42.23	...
42,70.77	...	10	45,54.79	...
18,38.36	...	3312	18,42.85	...
86,64.36	...	3324	91,39.87	...

**APPEN-
STATEMENT OF COMMITMENTS - LIST OF**

Rs. 25 lakhs and above			
<i>Sl.No.</i>	<i>Name of Project</i>	<i>Cost of Work & Sanction Order No. (Rs. In lakhs)</i>	<i>Date of Commenceme nt</i>
(1)	(2)	(3)	(4)
<i>BUILDING DIVISION NO. IV</i>			
1.	Construction of 2 (two) O.T. Unit on the 2 nd floor at J.N. Hospital, Porompat	Rs.28.00 26/48/96-W 20-03-97	Not yet
2.	Construction of 30 bedded C.H.C. building at Haoreibi Makha Leikai	Rs.63.76 26/116/95-W 30-03-96	03-02-97
<i>THOUBAL DIVISION</i>			
<i>OTHER DISTRICT ROADS (ROADS)</i>			
3.	Impt.of Ithai Barrage to Sugnu via Chairen Wangoo Tangjeng 10 Kms. (Sh:- E/W in banking, shingling & WBM)	Rs.29.97 W/BMS/310-86/TBL/23-16 01-03-97	18-03-97
<i>INTER VILLAGE ROADS (BRIDGES)</i>			
4.	Construction of RCC bridge over Ningthibikhong stream at Nungei Khunou (SH: Construction of 10m. span RCC bridge, widening of Nungei Khunou to Kadirpalli Road).	Rs. 29.25 W/BMS/310- 128/TBL/23-23 10-03-97	18-03-97
<i>STATE PROGRAMME</i>			
<i>STATE HIGHWAYS (BRIDGES)</i>			
5.	Re-construction of Bridge on Yairipok Ningel road between 4 - 6 km.	Rs.32.97 17/79/90-W 10-08-93	16-02-95
<i>BISHNUPUR DIVISION</i>			
<i>STATE HIGHWAYS (ROADS)</i>			
6.	Impt. Of T/Road from 11-42 (SH: Widening & strengthening 11-13 km. & 17-20 km.)	Rs.46.43 41/118/92-W 31-03-92	21-01-94
7.	Widening and strengthening from 41.75 to 50Km. on Imphal CCPur, Singhat, Behiang Road.	Rs.95.82 42/29/95-W 29-12-95	20-02-96

DIX-II
INCOMPLETE CAPITAL WORKS COSTING

As on 31-03-2001

<i>Target Date of Completion</i>	<i>Revised Cost (if any) (Rs. in Lakhs)</i>	<i>Expenditure up to 31-03-98 (Rs. In lakhs)</i>	<i>Remarks</i>
<i>(5) Rs.</i>	<i>(6) Rs.</i>	<i>(7) Rs.</i>	<i>(8)</i>
-	-	5.94*	Expenditure is for booking of materials
02-02-99	-	28.43*	Work in progress
17-03-99	-	10.44*	Work in progress
17-03-98	-	19.46*	Work in progress
15-08-97	-	32.15*	Work almost completed
20-01-95	-	29.32*	WBM, BT from 11 to 13Km. completed WBM 17-20 suspended
17-11-97	-	56.91*	Work in progress

* Information for 1998-99 to 2000-2001 not received (September 2001)

**APPEN-
STATEMENT OF COMMITMENTS - LIST OF**

Rs. 25 lakhs and above

<i>Sl.No.</i>	<i>Name of Project</i>	<i>Cost of Work & Sanction Order No. (Rs. In lakhs)</i>	<i>Date of Commenceme nt</i>
(1)	(2)	(3)	(4)
<i>MAJOR DISTRICT ROADS (ROADS)</i>			
8.	Impt. Of Bishnupur to M.I. Road from 59.11Km. (SH: E/W information banking and widening to MDR std. i/c. constn. of 6m. span RCC slap culvert at 4.30, 4.60, 4.90km. - 3 Nos.)	Rs.59.57 42/29/90-W 18-03-92	16-04-92
<i>MAJOR DISTRICT ROADS (BRIDGES)</i>			
9.	Impt. Of Kumbi bridge (SH: Re-habilitation of Kumbi bridge at 63.50 km. on Moirang Kumbi road)	Rs.32.49 7/12/95-W 29-12-95	13-01-96
<i>OTHER DISTRICT ROADS (ROADS)</i>			
10.	Impt. Of Sagang Sugnu road (SH: Constn. Of culverts, gravity wall)	Rs.34.96 42/63/91-W 29-03-93	13-04-92
<i>UKHRUL DIVISION</i>			
<i>STATE HIGHWAYS ROADS</i>			
11.	Impt. Of I.U. road 44.95 to 46.82 & 48-61.5 km., New Heaven to Lamlang Gate (a) Impt. Of I.U. road 14.795 - 46.812 km. (b) RCC ring culvert 14 Nos. (c) R/Wall at 51.10; 51.70, 52.40 & 53.60km.	Rs.36.25 42/158/92-W 31-03-93	19-10-93
12.	Chandrakhong Kasom Khullen 0-23 km. (SH: Geometric Impt. From 0-5km. & 15-20 km. and metalling & P/C from 0-15 km.) (a) For the portion 0-15 km. (b) For the portion 15- 23 km.	Rs. 138.68 42/75/92-W 31-03-93	24-07-93
<i>MAJOR DISTRICT ROADS</i>			
13.	Constn. Of M/T road 0-66km. (SH: Metalling & P.C. from 34 to 51km.) (a) For the portion 34.51 km. (b) (b) For the portion 44.51 km.	Rs.55.47 42/60/90-W 26-02-81	07-06-92

DIX-II
INCOMPLETE CAPITAL WORKS COSTING

As on 31-03-2001

<i>Target Date of Completion</i>	<i>Revised Cost (if any) (Rs. In Lakhs)</i>	<i>Expenditure up to 31-03-98 (Rs. In lakhs)</i>	<i>Remarks</i>
(5) Rs.	(6) Rs.	(7) Rs.	(8)
15-10-93	-	62.48*	E/W in completion stage
12-03-96	-	1.88*	Completed for extension of 30 ft. Rehabilitation work to be taken up.
09-06-93	-	34.54*	1) Shingling completed (2) 0-3.60km. of WBM & 0-3km. of BT completed.
31-11-95	-	29.38*	Expenditure as on 10/97
26-03-95	-	102.91*	E/W completed
24-05-91	-	64.37*	

* Information for 1998-99 to 2000-2001 not received (September 2001)

**APPEN-
STATEMENT OF COMMITMENTS - LIST OF**

Sl.No.	Name of Project	Rs. 25 lakhs and above	
		Cost of Work & Sanction Order No. (Rs. In lakhs)	Date of Commenceme nt
(1)	(2)	(3)	(4)
14.	Constn. Of M.T. road 0-15km. (SH: Metalling P.C. side drain i/c. RCC ring culvert & filling of pot holes with stone gravel)	Rs.43.70 42/24/91-W 28-01-92	14-04-92
15.	Impt. Of Chassad to Huimi road Kongkan Thana via Nambaila 0-34 km.	Rs.103.98 42/19/92-W 31-03-93	27-05-93
<i>UKHRUL DIVISION MAJOR DISTRICT ROADS</i>			
16.	Impt. Of Awangkasom Chingai road 0-14km. (SH: E/W in formation cutting and providing one layer of Metalling and p.c. from 7-14km.)	Rs.31.12 42/72/59-W 22-07-93	28-06-94
<i>INTER VILLAGE ROADS</i>			
17.	Leiting Hangkaw to Kamjong road 0-43 km. (SH: E/W in widening and C.P.)	Rs.29.96 W/BMS/310-23/UKL/43-23 11-03-97	24-03-97
18.	Leiting Hangkaw to Kamjong road 0-43 km. (SH: 20-43)	Rs. 29.99 W/BMS/310-23/UKL/43-21 11-03-97	10-04-97
19.	Leiting Hangkaw to Kamjong road 0-43 km. (SH: C/Work 0-20 km)	Rs.29.95 W/BMS/310-255/UKL/43-28 11-03-97	24-03-97
20.	Phungyar Ngapurum E/W in formation 0-25 km.	Rs. 29.96 W/BMS/310-197/UKL/43-11 01-03-97	20-07-97
21.	Nongpok Liekmei to BRTF 0-10.91 km. (SH: E/W in C/D.)	Rs.29.80 W/BMS/310-206/UKL/43-15 13-03-97	-----
22.	Chassad Kamjong to Maokot (SH: E/W in H/Cutting 20-51 km.)	Rs.29.99 W/BMS/310-206/UKL/43-12 25-02-97	06-06-97

DIX-II -Contd.**INCOMPLETE CAPITAL WORKS COSTING**

As on 31-03-2001

<i>Target Date of Completion</i>	<i>Revised Cost (if any) (Rs. In Lakhs)</i>	<i>Expenditure up to 31-03-98 (Rs. In lakhs)</i>	<i>Remarks</i>
<i>(5) Rs.</i>	<i>(6) Rs.</i>	<i>(7) Rs.</i>	<i>(8)</i>
14-04-93	-	46.59*	1. P.c. 7.50 completed 2. Side drain completed 3. Filling of pot holes completed
27-05-94	-	65.69*	Work in progress
28-06-96	-	13.14*	Work in progress. Expenditure as on 10/97
March 98	-	13.65*	Work in progress
March 98	-	20.49*	Work in progress
March 98	-	-	Work in progress
March 98	-	14.08*	Work in progress
March 98	-	5.52*	Work in progress
March 98	-	18.52*	Work in progress

* Information for 1998-99 to 2000-2001 not received (September 2001)

APPEN-
STATEMENT OF COMMITMENTS - LIST OF
Rs. 25 lakhs and above

<i>Sl.No.</i>	<i>Name of Project</i>	<i>Cost of Work & Sanction Order No. (Rs. In lakhs)</i>	<i>Date of Commencement</i>
(1)	(2)	(3)	(4)
23.	Kamjong Phungyar road 0-33 km. (SH: E/W in formation cutting in 3.80-33.80 km.)	Rs.49.85 W/BMS/310-255/UKL/43-32 02-02-97	24-03-97
24.	T.M. Kasom to Tangkhul Hundung i/c. works (SH: Singling 0-10 km. culvert CD 6 nos. and slab culverts).	Rs.29.80 W/BMS/310-257/UKL/43-23 11-03-97	15-05-97
25.	Huining Phungyar Maram E/W in formation and C/D works.	Rs.29.94 W/BMS/310-224/UKL/43-19 12-03-97	March 97
26.	Siroi to Mapum village (SH: E/W in formation and C/T from 4 to 15 km.)	Rs.29.95 W/BMS/310-132/UKL/143-5 07-03-97	March 97
27.	Siroi Lamkhai to Khangkhui via Nungshang 0-25 km. (SH: E/W in formation cutting and C/D 0-12.5 km.)	Rs.29.94 W/BMS/310-155/UKL/43-72 25-02-97	March 97
28.	- do - (SH: E/W in formation and C/D from 12.5 to 25 km.)	Rs. 29.94 W/BMS/310-133/UKL/43-5 07-03-97	March 97
29.	C/D bridge over Thoubal River on Siroi Lamkhai to Nungshang 4 Nos. 6 m. span.	Rs.27.20 W/BMS/310-310/UKL/43-43 15-03-97	March 97
UKHRUL DIVISION			
OTHER DISTRICT ROADS(BMS)			
30.	Nungyar Khamasom Poi Chingai road 0-75 km. (SH: E/W in formation cutting 10-28 km.)	Rs.29.93 W/BMS/310-203/UKL/43-13 01-03-97	20-04-97
31.	C/D Nunghar Khamasom shingling and CP works	Rs.29.94 W/BMS/310-221/UKL/42-13 12-03-97	10-05-97
32.	Gamnuam to Chamu road 0-60km. (SH: in widening to ODR Std. 6.30 - 26km.)	Rs.29.66 W/BMS/310-34/UKL/43-3 12-03-97	10-05-97
33.	- do - - do - 26 - 44 km.	Rs.36.00 W/BMS/310-4/UKL/43 26-02-97	20-07-97

DIX-II -Contd.**INCOMPLETE CAPITAL WORKS COSTING**

As on 31-03-2001

<i>Target Date of Completion</i>	<i>Revised Cost (if any) (Rs. In Lakhs)</i>	<i>Expenditure up to 31-03-98 (Rs. In lakhs)</i>	<i>Remarks</i>
(5) Rs.	(6) Rs.	(7) Rs.	(8)
March 98	-	14.82*	Work in progress
15-05-98	-	3.05*	Shingling 4 km. & 3 culverts Nos. bad.
March 98	-	4.19*	Shingling is in progress
March 98	-	4.01*	Work in progress.
March 98	-	6.34*	Work in progress
March 98	-	3.43*	Work in progress
March 98	-	-	Work in progress
31-03-98	-	12.80*	Work in progress Expenditure as on 10/97
31-03-98	-	4.60*	Work in progress
20-07-97	-	14.02*	Work in progress
30-03-95	-	-	Work in progress

* Information for 1998-99 to 2000-2001 not received (September 2001)

**APPEN-
STATEMENT OF COMMITMENTS - LIST OF**

Sl.No.	Name of Project	Rs. 25 lakhs and above	
		Cost of Work & Sanction Order No. (Rs. In lakhs)	Date of Commencemen t
(1)	(2)	(3)	(4)
34.	- do - - do - 44 - 60 km.	Rs.44.24 W/BMS/310-101/UKL/43-4 29-02-97	10-07-97
<i>BUILDING DIVISION - I</i>			
35.	Construction of compound wall and land Development for the new complex of High Court and Manipur State Legislative Assembly (SH: Land Development)	Rs.77.76	14-12-96
36.	Constn. Of storayed Agriculture Directorate Building at Sanjenthong	Rs.43.30 25/53/90-W 07-03-91	07-02-92
<i>ELECTRICAL DIVISION-III</i>			
37.	Providing IEI in the VIP Gallery for Main Stadium at Khuman Lampak	Rs.55.92 26/111/95-W 22-07-96	18-03-97
38.	Providing IEI in the Public Gallery for Main Stadium at Khuman Lampak	Rs. 32.34 26/110/95-W 19-07-96	18-03-97
<i>BUILDING DIVISION - III</i>			
	i) Main Stadium	Rs.935.44	13-06-89
	a) Constn. Of VIP Gallery	21/111/91-W 31-03-92	
	b) Construction of General Gallery on Northern side	- do -	16-09-92
	c) Construction of General Gallery on Eastern side	- do -	16-09-92
	d) Construction of General Gallery on Southern side	- do -	05-07-97
	(ii) Main Partition Walls		
	a) Construction of Main partition wall to General Gallery on Northern side	Rs.127.99 26/91/95-W 30-03-96	24-07-96

DIX-II -Contd.**INCOMPLETE CAPITAL WORKS COSTING**

As on 31-03-2001

<i>Target Date of Completion</i>	<i>Revised Cost (if any) (Rs. In Lakhs)</i>	<i>Expenditure up to 31-03-98 (Rs. In lakhs)</i>	<i>Remarks</i>
(5)	(6) Rs.	(7) Rs.	(8)
31-03-95	-	-	Work in progress
14-06-97	-	2.30*	Not yet started the work due to dispute of land between Manipur Govt. & 30 th A.R.
06-02-97	-	44.31*	90% Completed
13-09-97	-	-	
28-02-98	NG/B(1)/97-98-W 01-10-97 1,999.00	684.39*	Work in progress
28-02-98	- do -	183.93*	Work in progress
28-02-98	- do -	151.55*	Work in progress
28-02-98	- do -	236.99*	Work in progress
28-02-98	- do -	42.96*	Work in progress

* Information for 1998-99 to 2000-2001 not received (September 2001)

**APPEN-
STATEMENT OF COMMITMENTS - LIST OF**
Rs. 25 lakhs and above

<i>Sl.No.</i>	<i>Name of Project</i>	<i>Cost of Work & Sanction Order No. (Rs. In lakhs)</i>	<i>Date of Commenceme nt</i>
(1)	(2)	(3)	(4)
	b) Construction of Main partition wall to General Gallery on Eastern side	- do -	24-07-96
	c) Construction of Main partition wall to General Gallery on Southern side	- do -	03-06-97
	(iii) Constn. for 8 lane synthetic Track	Rs.273.30 26/89/95-W 21-03-96	10-07-97
	(iv) Constn. Of segregation fencing to the Main play field.	Rs.41.02 26/71/95-W 12-08-96	11-05-97
39.	Synthetic Hockey Field	Rs.355.00	01-08-97
	a) Constn. of Gallery for Astro-turf Hockey Field Gallery on Eastern & Southern side.	26/71/95-W 26-12-95	
	b) Constn. Of Gallery for Astro-turf Hockey Field Gallery on Eastern & Northern side of Astro-turf Hockey Field.	- do -	27-07-96
	ii) Constn. Of Hockey Field (SH: Sub-base constn. Of providing & installation of synthetic Astro-turf).	Rs. 241.63 26/12/95-W 10-10-95	06-12-95
	iii) Constn. Of segregation fencing to Hockey field.	RS.25.45 26/18/96-W 12-08-96	11-05-97
	iv) Constn. Of Practice Hockey Field	Rs.71.46 26/88/95-W 14-03-96	02-08-97
40.	Construction of Cycle Velodrome	Rs. 282.00 8/12/94-YAS/8 20-03-95	24-09-97
41.	Construction of Indoor Stadium	Rs.1044.00 26/119/95-W 30-08-96	11-09-96

DIX-II -Contd.**INCOMPLETE CAPITAL WORKS COSTING**

As on 31-03-2001

<i>Target Date of Completion</i>	<i>Revised Cost (if any) (Rs. In Lakhs)</i>	<i>Expenditure up to 31-03-98 (Rs. In lakhs)</i>	<i>Remarks</i>
(5)	(6) Rs.	(7) Rs.	(8)
28-02-98	- do -	33.06*	Work in progress
28-02-98	- do -	46.06*	Work in progress
28-02-98	- do -	0.27*	Work in progress
28-02-98	- do -	-	Work in progress
28-02-98	NG/3(2)/97-98-W 01-10-97 777.00	124.77	Work in progress
28-02-98	- do -	175.94	Work in progress
28-02-98	- do -	84.74	Work in progress
28-02-98	- do -	0.52	Work in progress
Completed	- do -	81.89*	Work in progress
31-03-98	NG/B(3)/97-98-W 01-10-97 675.00	210.37*	Work in progress
31-03-98	NG/B(4)/97-98-W 01-10-97 1,195.00	415.83*	Work in progress

* Information for 1998-99 to 2000-2001 not received (September 2001)

**APPEN-
STATEMENT OF COMMITMENTS - LIST OF**
Rs. 25 lakhs and above

<i>Sl.No.</i>	<i>Name of Project</i>	<i>Cost of Work & Sanction Order No. (Rs. In lakhs)</i>	<i>Date of Commencement</i>
(1)	(2)	(3)	(4)
42.	Construction Of Swimming Pool and Diving Pool	Rs.635.00 26/05/96-W 09-08-96	14-09-96
43.	i)Constn. of Qtrs.,for Coaches & Managers a) Type-IV Qtrs. 4 Units (Double Storey) b) Type -III Qtrs. 4 units (Double Storey) ii) Constn. Of 100 bedded Hostel	Rs.66.70 26/13/95-W 27-09-95 - do - Rs.144.14 26/24/96-W 07-11-96	15-12-95 18-12-95 07-03-97
	iii) Constn. Of 4 Nos. of Barrack (30 capacity) 4 Nos. of barrack (15 capacity 8 nos. of watch towers & 8 nos. of kitchens	Rs.144.00 26/7/96-W 12-08-96	08-06-97
44.	i) Constn. Of Internal approach road	Rs.287.85 26/19/95-W 26-12-95	12-06-96
	ii) Constn. Of Type-III & IV Qtr.	- do -	15-04-96
45.	Constn. Of Drainage system for sports complex. (a) <i>Outer drain</i>	Rs.327.25 26/30/95-W 30-03-96	26-09-96
	i) Phase-I		
	ii) Phase-II	- do -	26-09-96
	iii) Phase-III	- do -	26-09-97
	iv) Phase - IV	- do -	26-09-97
	b) <i>Inner drain</i> (I) Phase-I	- do -	28-02-97
	ii) Phase-II	- do -	28-02-97
	iii) Phase- III	- do -	28-02-97
46.	i) Constn. of compound fencing on Northern, Eastern, Southern side of Sports complex.	Rs.106.60 26/25/96-W 07-11-96	20-04-97

DIX-II -Contd.**INCOMPLETE CAPITAL WORKS COSTING**

As on 31-03-2001

<i>Target Date of Completion</i>	<i>Revised Cost (if any) (Rs. In Lakhs)</i>	<i>Expenditure up to 31-03-98 (Rs. In lakhs)</i>	<i>Remarks</i>
(5)	(6) Rs.	(7) Rs.	(8)
15-03-98	NG/B(5)/97-98-W 01-10-97 716.00	227.61*	Work in progress
Completed	NG/B(6)/97-98-W 01-10-97 383.92	69.41*	Work in progress
Completed	- do -	69.41*	Work in progress
31-03-98	- do -	78.39*	Work in progress
31-03-98	- do -	8.56*	Work in progress
31-03-98	...	177.29*	Work in progress
31-03-98	...	5.49*	Work in progress
28-02-98	NG/B(8)/97-98-W 01-10-97 370.00	18.11	Work in progress
28-02-98	- do -	22.47*	Work in progress
28-02-98	- do -	31.42*	Work in progress
28-02-98	- do -	15.80*	Work in progress
26-02-98	- do -	6.79*	Work in progress
26-02-98	- do -	7.31*	Work in progress
26-02-98	- do -	6.06*	Work in progress
31-03-98	NG/B(9)/97-98-W 01-10-97 424.00	-	Work in progress

* Information for 1998-99 to 2000-2001 not received (September 2001)

**APPEN-
STATEMENT OF COMMITMENTS - LIST OF**
Rs. 25 lakhs and above

<i>Sl.No.</i>	<i>Name of Project</i>	<i>Cost of Work & Sanction Order No. (Rs. In lakhs)</i>	<i>Date of Commencement</i>
<i>(1)</i>	<i>(2)</i>	<i>(3)</i>	<i>(4)</i>
47.	ii) Constn. of Parking & Land Development (a) Parking near type Qtrs.	Rs. 115.00 26/19/96-W 12-08-96	21-09-96
	b) Parking near Tinseed Road	- do -	21-09-96
	c) Parking near VIP Gallery	- do -	21-09-96
48.	Architectural Consultancy	Rs.136.86 26/1/96-W	12-07-96
	i) Constn. of 400m Running Track i/c. Provision of Cricket field.	30-05-96	
<i>CHANDEL DIVISION MAJOR DISTRICT ROADS</i>			
49.	Impt. Of Khunutabi to Machi Shangshak road	Rs.35.00 42/63/92-W 31-03-93	24-05-95
<i>C.C.PUR TIPAIMUKH DIVISION-II STATE HIGHWAYS</i>			
50.	Impt. Of Chura-Tipaimukh road 0- 261kms. (SH: Rehabilitation)	Rs.134.75 42/51/91-W 18-04-92	December 92
51.	Impt. Of Chura-Tipaimukh road 0- 261kms. (SH: Impt. Of left-out stretches)	Rs.146.08 42/68/92-W 31-03-93	October 93
52.	Impt. Of Chura-Tipaimukh road 0- 261kms. (SH: Strengthening of pavement in left out stretches)	Rs.120.00 42/46/95-W 20-12-95	March 96
53.	Impt. Of Chura-Tipaimukh road 0-261 kms. (SH: Constn. Of R/Wall and Impt. Of bad stretch in between 140-261kms)	Rs.40.89 42/58/96-W 19-03-97	-----
<i>TAMENGLONG DIVISION STATE HIGHWAYS (ROADS)</i>			
54.	Impt. Of I.T. Road (SH: Strengthening and P.C. 112-119 kms.)	Rs.32.97 42/54/87-W 14-03-89	23-05-89

DIX-II -Contd.**INCOMPLETE CAPITAL WORKS COSTING**

As on 31-03-2001

<i>Target Date of Completion</i>	<i>Revised Cost (if any) (Rs. In Lakhs)</i>	<i>Expenditure up to 31-03-98 (Rs. In lakhs)</i>	<i>Remarks</i>
(5)	(6) Rs.	(7) Rs.	(8)
31-03-98	- do -	51.44*	Work in progress
31-03-98	- do -	4.35*	Work in progress
31-03-98	- do -	3.61*	Work in progress
31-12-97	- do -	143.22*	Work in progress
March 98	...	37.73*	Revised estimate submitted
March 98	...	43.69*	R.E. being submitted. The figure appearing in Col.7 is only for CTD-II.
March 98	-	48.69*	Revised estimate being submitted. The figure appearing in Col.7 is only for CTD-II.
December 98	-	108.79*	Revised estimate being submitted. The figure appearing in Col.7 is only for CTD-II.
September 98	-	-	
March 99	50.40	34.94*	Revised estimate being submitted.

* Information for 1998-99 to 2000-2001 not received (September 2001)

**APPEN-
STATEMENT OF COMMITMENTS - LIST OF**

Sl.No.	Name of Project	Rs. 25 lakhs and above	
		Cost of Work & Sanction Order No. (Rs. In lakhs)	Date of Commencement
(1)	(2)	(3)	(4)
55.	Impt. Of I.T. Road (SH: Section-III 72 - 76 miles	Rs.62.65 42/2/79-W 24-03-82	04-03-98
56.	Impt. Of I.T. Road (SH: Constn. Of culvert and line drain 70-117 kms.)	Rs.33.84 42/106/92-W 27-07-92	15-03-96
57.	Impt. Of I.T. Road (SH: Strengthening from 51-20 to 64.50 and 67- 70kms.)	Rs. 48.04 42/80/95-W 27-12-95	14-03-96
58.	Impt. Of I.T. Road (SH: Strengthening from 78 - 84 kms. And 67 - 70 kms.)	Rs.34.29 42/59/96-W 19-03-97	26-11-97
59.	Impt. Of Tamenglong Khongsang road (SH: Rehabilitation of damaged stretches in left out portion)	Rs. 39.76 42/73/97 20-03-97	20-01-98
<i>TAMENGLONG DISTRICT</i>			
<i>OTHER DISTRICT ROADS (ROADS)</i>			
60.	Impt. Of Tamenglong Khunzao to Khong- zaron 0 - 10 kms (SH: Providing shingling and culverts)	Rs. 29.98 42/1/4/96-W 23-03-97	02-06-97
<i>INTER VILLAGE ROADS (ROADS)</i>			
<i>TAMEI CONSTITUENCY</i>			
61.	Impt. Of Tamei Kuilong road 0.20 kms. (SH: Constn. Of 900mm dia RCC pipe culverts 75 Nos. and constn. Of Semi pucca bridge 6m. span at 13.184 kms., 8.00 m span at 16.44 km).	Rs.35.83 41/192/94-W 31-03-95	06-03-96
<i>BRIDGES DIVISION</i>			
<i>STATE HIGHWAYS (BRIDGES)</i>			
62.	Re-constn. Of Yairipok Bridges	Rs.86.53 47/14/88-W 17-02-89	17-08-89
63.	Re-constn. Of Iribung Bridge	Rs.71.36 43/15/87-W 27-03-88	17-08-89

DIX-II -Contd.**INCOMPLETE CAPITAL WORKS COSTING**

As on 31-03-2001

<i>Target Date of Completion</i>	<i>Revised Cost (if any) (Rs. In Lakhs)</i>	<i>Expenditure up to 31-03-98 (Rs. In lakhs)</i>	<i>Remarks</i>
(5)	(6) Rs.	(7) Rs.	(8)
--	---	65.05*	Work to be closed
December 97	---	34.71*	Work in progress
December 97	---	40.10*	Work in progress
March 99	---	---	Work being awarded
---	---	0.16*	- do -
March 99	---	0.16*	Work in progress
December 97	23.39	--	Work in progress
December 98	-	24.97*	Tender for balance work under scrutiny
December 99	-	129.40*	- do -

* Information for 1998-99 to 2000-2001 not received (September 2001)

**APPEN-
STATEMENT OF COMMITMENTS - LIST OF**
Rs. 25 lakhs and above

<i>Sl.No.</i>	<i>Name of Project</i>	<i>Cost of Work & Sanction Order No. (Rs. In lakhs)</i>	<i>Date of Commencement</i>
(1)	(2)	(3)	(4)
64.	Re-constn. of Hiyangthang bridge over Nambul river on I.M.I. road.	RS.133.15 17/52/90-W 06-03-91	---
<i>MAJOR DISTRICT ROADS (BRIDGES)</i>			
65.	Rehabilitation of Sekmai bridge	Rs.26.63 17/23/90-W 30-03-91	---
66.	O.D.R. (Bridges) Re-constn. Of Lamlong bridge (SH: Constn. Of Semi-permanent type Bailey Bridge 130 ft. S.S.Type on upstream side of the existing bridge)	Rs.73.57 7/36/95-W 27-03-96	11-07-97
<i>OTHER DISTRICT ROADS (BRIDGES)</i>			
67.	Re-constn.of Heirangoithong bridge opposite to T.S. Paul College	Rs.63.11 7/117/92-W 17-12-93	24-06-97
68.	Re-constn.of Kadirpalli bridge over Turel Ahanbi river (SH: Constn. Of semi-permanent type Bailey bridge 100 ft. DSR)	Rs.35.23 7/43/95-W 07-08-96	08-10-97
<i>INTER VILLAGE ROADS (BRIDGE)</i>			
69.	Re-construction of bridge over Heirok river at Chingdompok	Rs. 42.51 7/25/92-W 03-09-93	---
<i>IMPHAL EAST DIVISION STATE HIGHWAYS (RAODS)</i>			
70.	Impt. Of Imphal Pukhao road 0-7 km. (SH: Heikrumakhong 0-7 km. i/c. line drain for the portion 9-11 km.)	Rs. 34.79 42/109/92-W 31-03-93	16-10-97
71.	Improvement of widening of Shri Shri Govindajee	Rs.28.00 42/35/93-W 26-03-94	05-06-94
72.	Improvement of Checkon road (SH: Widening of 4 lane)	Rs.113.86 42/55/90-W 31-01-91	28-11-91

DIX-II -Contd.**INCOMPLETE CAPITAL WORKS COSTING**

As on 31-03-2001

<i>Target Date of Completion</i>	<i>Revised Cost (if any) (Rs. In Lakhs)</i>	<i>Expenditure up to 31-03-98 (Rs. In lakhs)</i>	<i>Remarks</i>
(5)	(6) Rs.	(7) Rs.	(8)
December 99	-	-	Tender under scrutiny.
September 99	-	0.05*	Tender to be accepted
November 98	-	61.53*	70% advance payment for Bailey bridge made E/S Bore pile work completed.
December 99	---	4.18*	Bore pile work in progress
December 99	---	1.31*	Work to be completed
December 99	---	---	Tender called
19-08-97	-	55.01*	R/E submitted. Works completed.
30-07-97	-	--	Work completed on 30-7-97
30-11-97	-	67.32*	

* Information for 1998-99 to 2000-2001 not received (September 2001)

**APPEN-
STATEMENT OF COMMITMENTS - LIST OF**
Rs. 25 lakhs and above

<i>Sl.No.</i>	<i>Name of Project</i>	<i>Cost of Work & Sanction Order No. (Rs. In lakhs)</i>	<i>Date of Commencem ent</i>
(1)	(2)	(3)	(4)
	<i>MAJOR DISTRICT ROADS (ROADS)</i>		
73.	Impt.of Andro road 6-18 kms.	Rs.48.70 42/59/90-W 18-02-91	26-02-92
	<i>BRIDGE DIVISION (BMS)</i>		
74.	Constn. Of bridge on Heibongmakhong Lairensajik over Singda river.	Rs.39.51 W/BMS/310-275/TW/10-11 28-02-97	04-12-97
75.	Constn.of Bailey bridge over Nambul river at Taothong	Rs.29.97 W/BMS/310-271/TW/10-9 22-09-97	22-09-97
	<i>HIGHWAYS SOUTH DIVISION STATE HIGHWAYS (RAODS)</i>		
76.	Widening of Imphal Mayang Imphal road to SDL from 4 kms. To 10 kms.	Rs.46.10 42/43/89-W 19-03-97	11-06-97
	<i>MAJOR DISTRICT RAODS (ROADS)</i>		
77.	Impt. Of M.I. Bishnupur road 0-8.50 km. (SH: Widening of raising of road forma- tion from 4 to 8.50 kms. (M.I. side) Construction of Yangoi river and constn. Of 6m. span RCC culvert at 6.96 & 7.10 km. (Balance work)	Rs.92.40 42/105/89-W 30-03-90	07-02-94
	<i>TASK FORCE DIVISION NO-I STATE HIGHWAYS (BRIDGE)</i>		
78.	Conts.of Bailey bridge over Agaki stream at Tamei-Katang	Rs.32.86 7/20/89-W 22-03-90	16-03-95
79.	Constn. Of suspension bridge over Barak river at Tamei-Katang road.	Rs. 83.43 42/119/88-W 10-10-89	19-04-95

DIX-II -Contd.**INCOMPLETE CAPITAL WORKS COSTING**

As on 31-03-2001

<i>Target Date of Completion</i>	<i>Revised Cost (if any) (Rs. In Lakhs)</i>	<i>Expenditure up to 31-03-98 (Rs. In lakhs)</i>	<i>Remarks</i>
(5)	(6) Rs.	(7) Rs.	(8)
March 98	-	57.49*	R/E submitted
September 98	-	0.052*	Work started
July 98	-	18.68*	One abutment nearing completion
10-06-98	-	-	Work in progress
06-08-94	-	86.27*	Work in progress
15-06-95	-	56.57*	90% completed, liability to be cleared.
18-04-95	-	103.43*	100% completed. Liability to be cleared.

* Information for 1998-99 to 2000-2001 not received (September 2001)

**APPEN-
STATEMENT OF COMMITMENTS - LIST OF**

Sl.No.	Name of Project	Rs. 25 lakhs and above	
		Cost of Work & Sanction Order No. (Rs. In lakhs)	Date of Commencement
(1)	(2)	(3)	(4)
<i>B.M.S. WORKS (O.D.R.)</i>			
80.	Constn. Of Tamei-Kuilong road (SH: E/W for the portion from 10 km. to 30 kms.)	Rs.27.34 W/BMS/310-189/TML/41-39 07-03-97	26-03-97
81.	Constn.of Tamei-Kuilong road (SH: E/W for the portion from 30 km. to 57 kms.)	Rs.39.79 W/BMS/310-45/TML/41-11 07-03-97	09-09-97
82.	Constn. Of Tamei-Kuilong road (SH: shingling in between 0-15km (SH: shingling from 0-70km to 15km. WBM from 0-70km to 3.50kms.)	Rs.48.70 42/59/90-W 18-02-91	26-02-92
<i>INTER VILLAGE ROADS</i>			
83.	Constn.of Khumphung to Lamta (SH: E/W in formation cutting from 0-20 kms.)	Rs.38.18 W/BMS/310-141/TML/41-22 07-03-97	26-11-97
84.	Constn.of Khumphung to Lamta (SH: E/W in formation cutting from 20 to 60 kms.)	Rs.47.23 W/BMS/310-158/UK/41-26 28-02-97	21-04-97
85.	Constn.of Haochong to Nurathel (SH: Formation cutting widening of narrow portion IVR Std./ 0-20 kms.)	Rs.38.18 EW/BMS/310-41/41-27 -----	26-03-97
<i>BUILDING DIVISION NO-II</i>			
86.	Constn.of Western & Eastern block of D.C's Departmental complex at Lamphelpat (SH: Constn.of 1 st floor)	Rs.59.76 26/36/96-W 28-02-97	01-03-97
87.	Constn.of Family Court and Counselling Centre at Lamphelpat (Phase-I)	Rs.43.02 26/45/95-W 27-12-95	09-02-96
88.	Constn.of Manipur House at Salt Lake, Calcutta.	Rs.518.28 26/29/95-W 29-12-95	----

DIX-II -Contd.
INCOMPLETE CAPITAL WORKS COSTING

As on 31-03-2001

<i>Target Date of Completion</i>	<i>Revised Cost (if any) (Rs. In Lakhs)</i>	<i>Expenditure up to 31-03-98 (Rs. In lakhs)</i>	<i>Remarks</i>
(5)	(6) Rs.	(7) Rs.	(8)
25-04-98	-	--	Work in progress
08-10-98	-	-	Work in progress
20-04-98	-	6.60*	Work in progress
25-04-98	-	3.60*	Work in progress
20-05-98	-	-	Work in progress
25-04-98	-	-	Work in progress
15-08-97	-	41.55*	Work completed
15-08-97	--	41.58*	Work completed.
---	---	7.54*	Work in progress

* Information for 1998-99 to 2000-2001 not received (September 2001)

**APPEN-
STATEMENT OF COMMITMENTS - LIST OF**

Sl.No	Name of Project	Rs. 25 lakhs and above	
		Cost of Work & Sanction Order No. (Rs. In lakhs)	Date of Commencement
(1)	(2)	(3)	(4)
BUILDING TASK FORCE			
89.	Beautification of Kangla Moat Phase-IV (SH: Providing Rip-Rap bank protection from PWD Main Gate to North A.O.C. Constn. Of RR steps & improvement of retaining wall at Western side.	Rs. 29.27 42/104/95-W 06-02-96	--
i)	- do - (SH: Providing Rip-Rap bank pro- tection from PWD Main Gate to North A.O.C.)	- do -	---
ii)	- do - (SH: Constn. Of RR masonry step with RCC ring)	- do -	---
iii)	- do - (SH: Constn. Of RR masonry step at Western & Eastern side 2 Nos.)	- do -	---
iv)	- do - (SH: Replacement of retaining wall at Western side)		
JIRIBAM DIVISION			
90.	Impt. of J.T. road 0-2 km (SH: Strengthening the pavement in the selected reaches 20-26 kms.)	Rs.25.83 42/37/92-W 31-03-93	---
91.	Constn. Of Bus Terminus at Jiribam	Rs.71.62 42/69/95-W 28-12-95	---
B.M.D.(ODR) BRIDGES			
92.	Constn. Of bridge over Lakhali river on Dibong Jirimukh road.	Rs.41.89 W/BMS/310-163/jiri/15-14 07-03-97	--
93.	Constn. of 2 Nos. Minor bridge over Darriadhar No.I & II	Rs.26.84 W/BMS/310-245/jiri/15-11 12-03-97	---
CHURACHANDPUR DIVISION STATE HIGHWAYS (ROADS)			
94.	Strengthening of Imphal CCPur Singhat road 50-63 kms. (SH: Widening and strengthening 2 lanes of stretches between 50 to 61.802 kms.)	Rs.116.93 42/4/94 02-09-94	11-03-95

DIX-II -Contd.**INCOMPLETE CAPITAL WORKS COSTING**

As on 31-03-2001

<i>Target Date of Completion</i>	<i>Revised Cost (if any) (Rs. In Lakhs)</i>	<i>Expenditure up to 31-03-98 (Rs. In lakhs)</i>	<i>Remarks</i>
<i>(5) Rs.</i>	<i>(6) Rs.</i>	<i>(7) Rs.</i>	<i>(8)</i>
-	-	17.76*	
--	-	16.05*	
--	-	57.73*	
--	-	31.89*	
--	-	19.40*	
--	--	123.54*	Work in progress

* Information for 1998-99 to 2000-2001 not received (September 2001)

**APPEN-
STATEMENT OF COMMITMENTS - LIST OF**
Rs. 25 lakhs and above

<i>Sl.No</i>	<i>Name of Project</i>	<i>Cost of Work & Sanction Order No. (Rs. In lakhs)</i>	<i>Date of Commencement</i>
(1)	(2)	(3)	(4)
95.	Impt.of Singhat-Behiang road (SH: Constn.of culvert and metalling balance work)	Rs.128.11 42/154/91-W 31-03-92	06-09-96
96.	Impt.of T/Road (SH: Premix carpetting 43-44km, 45-55km, 57-59 kms.,60-34 km. 62-64 km to 72 km i/c side drain 59 - 63 km. <i>MAJOR DISTRICT ROADS</i>	Rs. 39.50 42/91/90-W 25-02-91	18-02-92
97.	Impt.of CCPur-sugnu road (SH: Strengthening & culverts 5-26kms.)	Rs.99.50 42/10/95-W 28-12-95	18-04-96
98.	Impt.of Chura-Sugnu road (SH: Constn. Of 1m. span slab culvert 16 Nos. & raising of low laying areas 1.4km. ring culverts and line drain 4.95 km. <i>OTHER DISTRICT ROADS</i>	Rs.48.02 42/163/130/90-W 23-03-91	20-07-93
99.	Impt.of Khuga ring road 0-11km. (SH: Shingling & P.C. i/c constn. Of ring culvert) <i>4210-C.O. ON MEDICAL (PLAN)</i>	Rs.28.66 42/158/91-W 31-03-92	06-11-93
100.	Constn.of ANM Training School and Hostel (60 capacity at Chura-Chandpur) <i>4851-C.O. ON VILLAGE & SMALL INDSTRY (PLAN)</i>	Rs.27.36 24/52/96-W 27-03-87	29-04-95
101.	Constn.of Type-II Qtr.8 District 2 Nos. in each district (SH: Constn.of T/II-2 Nos. in Churachandpur) <i>IMPHAL WEST DIVISION STATE HIGHWAYS (PLAN)</i>	Rs.27.36 25/78/91-W 28-08-92	----
102.	Impt.of L/Pat from Watham Leirak to D.C. Office (SH: Raising of formation level)	Rs.28.98 42/37/92-W 26-02-92	04-07-92
103.	Impt.of I.K. road (SH: Strengthening the existing 2 to 8.00 km.)	Rs.45.02 42/82/94-W 26-02-92	15-06-92

DIX-II -Contd.**INCOMPLETE CAPITAL WORKS COSTING**

As on 31-03-2001

<i>Target Date of Completion</i>	<i>Revised Cost (if any) (Rs. In Lakhs)</i>	<i>Expenditure up to 31-03-98 (Rs. In lakhs)</i>	<i>Remarks</i>
<i>(5)</i>	<i>(6)</i>	<i>(7)</i>	<i>(8)</i>
<i>Rs.</i>	<i>Rs.</i>	<i>Rs.</i>	
---	---	131.19*	Work in progress
-	-	60.14*	Work closed liability cleared saving to be used. Impt.of existing bridge at 65.103km. 67.80kms.
--	--	68.25*	Work in progress
--	--	62.85*	Work completed. Liability to be cleared R/E yet to be submitted.
--	---	27.45*	Work in progress
--	50.39 26/102/95-W 30-03-96	53.72*	Work completed liability to be cleared.
--	--	0.006*	Work rescinded and balance work being taken up
--	--	37.86*	Work completed. R/E submitted.
--	-	42.15*	Liability to be cleared

* Information for 1998-99 to 2000-2001 not received (September 2001)

**APPEN-
STATEMENT OF COMMITMENTS - LIST OF**

Sl.No	Name of Project	Rs. 25 lakhs and above	
		Cost of Work & Sanction Order No. (Rs. In lakhs)	Date of Commencement
(1)	(2)	(3)	(4)
104.	Urban Bye pass via Langol Housing Complex (SH: Surfacing of bad stretches)	Rs.29.75 42/76/92-W 31-03-93	14-07-93
105.	Impt.of T/Road 6.5km. to 8km. & 9.5 to 11km. (SH: Bituminous macadam).	Rs. 31.50 42/56/90-W 31-03-94	02-02-94
106.	Impt.of I.K. road 0-2km. (SH: Strengthening from 0-1km and providing median)	Rs.26.79 42/82/92-W 31-03-88	03-01-94
107.	Impt.of Nagamapal raod (SH: Strengthening)	Rs.36.02 42/10/93-W 28-02-94	03-03-94
108.	Impt.of Thangmeiband road (SH: Constn. Of service road, retaining wall, parapet wall etc. from Khuyathong junction to Lilashing-Khongnangkhong)	Rs.30.97 42/78/95-W 11-06-96	02-01-96
109.	Impt.of D.I. road (SH: P.C. from Chingmeirong junciton to Singh & Co)	Rs.43.46 42/43/95-W 29-12-95	23-07-96
110.	Impt.of T/Road (SH: P/C from Raj Bhavan to Airport i/c widening from Keishampat to Kwakeithel and media)	Rs.41.75 42/85/95-W 28-12-95	28-04-96
111.	Impt.of T/Road (SH: P.C. from 9.5km. to 28km.) (SH: 9.5 - 11.00km).	Rs.58.49 42/74/95-W 29-12-95	07-02-96
112.	Impt.of IMI road 0-4.0km. (SH: Strengthening widening and P.C.)	Rs.36.04 SSW/AA/96- 97/4820 19-02-97	--
<i>B.M.S. WORKS</i>			
113.	Constn.of Lamsang Khonghampat road (BMS)	Rs.30.00 W/BMS/310-146/TW/10-6 10-03-97	16-12-97
114.	Constn.of Heibongpokpi Khoiriphaba road (BMS)	Rs.29.95 W/BMS/310-148/TW/10-8 05-03-97	17-03-97

DIX-II -Contd.**INCOMPLETE CAPITAL WORKS COSTING**

As on 31-03-2001

<i>Target Date of Completion</i>	<i>Revised Cost (if any) (Rs. In Lakhs)</i>	<i>Expenditure up to 31-03-98 (Rs. In lakhs)</i>	<i>Remarks</i>
(5) Rs.	(6) Rs.	(7) Rs.	(8)
--	--	42.68*	Work completed & R/E required.
-	-	32.21*	In progress
--	37.06	38.95*	Work completed
--	--	35.31*	Extra widening to be taken up
--	---	29.95*	Liability to be cleared
--	---	30.12*	Renovation of mending in progress material of P/c. issued
--	45.92	6.86*	- do -
--	--	5.09*	Work being started
--	-	5.92*	Work in progress
--	--	5.07*	Work in progress

* Information for 1998-99 to 2000-2001 not received (September 2001)

**APPEN-
STATEMENT OF COMMITMENTS - LIST OF**

Sl.No	Name of Project	Rs. 25 lakhs and above	
		Cost of Work & Sanction Order No. (Rs. In lakhs)	Date of Commencement
(1)	(2)	(3)	(4)
BUILDING DIVISION NO-V			
115.	Impt.of Khuman Palli road connecting Minuthong and Tinseed road.	Rs.61.84 42/2/96-W 30-06-96	----
116	Impt.of Social Welfare road connecting Tinseed Road to Khuman Palli crossing 1.43kms.	Rs.77.93 42/1/96-W 29-06-96	---
117.	Impt.of Tinseed road from Chingmeirong Khongnang Karak to Khurai Traffic point 0-1.853km. (a) 0-0.976 km. (b) 0-976-1.853 km.	Rs. 79.26 42/04/96-W 26-07-96	---
118.	Impt.of Thangmeiband road from Khoyathong to Chingmeirong Khongnang Karak 0-1.627 km. (SH: Widening to 4 lane standard.)	Rs.40.13 43/3/96-W 26-06-96	---
119.	Re-constn.of Amujao bridge on Tinseed road.	Rs.41.95 7/1/96-W 26-07-96	---
120.	Impt.of Kombirei road 0-2.475 km (SH: E/W in formation, strengthening & constn. of carriageway i/c. filter out of layer & cross Drainage work)	Rs.96.83 42/113/96-W 29-03-97	----
121.	Impt.of Watham Leirak 0-1.791 km (SH: Strengthening i/c constn. of retaining wall, line drain and 1.00 meter span RCC culvert	Rs.35.25 42/114/96-W 29-03-97	----
122.	Impt.of Thangmeiband road 0-1.627 km.	Rs.102.52 42/110/96-W 29-03-97	---
123.	Strengthening of Chekon road (SH: RDS crossing to Minuthong	Rs.33.45 42/108/96-W 29-03-97	----

DIX-II - Contd.**INCOMPLETE CAPITAL WORKS COSTING**

As on 31-03-2001

<i>Target Date of Completion</i>	<i>Revised Cost (if any) (Rs. In Lakhs)</i>	<i>Expenditure up to 31-03-98 (Rs. in lakhs)</i>	<i>Remarks</i>
<i>(5) Rs.</i>	<i>(6) Rs.</i>	<i>(7) Rs.</i>	<i>(8)</i>
--	--	45.85*	
-	-	15.44*	
--	---	86.59*	
--	--	41.26*	
--	---	20.00*	
--	---	---	
--	---	---	
--	--	---	
--	-	---	

* Information for 1998-99 to 2000-2001 not received (September 2001)

**APPEN-
STATEMENT OF COMMITMENTS - LIST OF**

Rs. 25 lakhs and above

<i>Sl.No</i>	<i>Name of Project</i>	<i>Cost of Work & Sanction Order No. (Rs. In lakhs)</i>	<i>Date of Commencement</i>
(1)	(2)	(3)	(4)
124.	Widening of Porompat road No. 1 (0-3.88 km) (SH: Strengthening and widening, constn. of traffic rotary and constn. of two meter span slab culvert)	Rs.59.18 42/112/96-W 29-03-97	--
125.	Widening Tinseed road 4 lane from Chingmeirong junction to Lamlong (SH: Constn.of Median, strengthening with WBM and premix carpet surface) <i>MAJOR ROAD: 5055-C.O. ON ROAD TRANSPORTS</i>	Rs.95.65 42/111/96-W 29-03-97	----
126.	Constn.of Bus Terminus at Dewlahland (SH: Impt.of Parking area, Bus Bay & line drain). <i>MAJOR HEAD: 4202-C.O. ON EDUCATION, SPORTS, ARTS & CULTURE (PLAN)</i>	Rs. 60.72 42/79/91-W 30-03-92	---
127.	Constn. of Mini Stadium at Hundung (Ukhrul) <i>MAJOR HEAD: 8443-DEPOSIT WORKS</i>	Rs.32.70 26/4/96-W 12-08-96	----
128.	Impt.of INA Memorial complex at Moirang (SH: Constn.of R/Wall)	Rs.29.19 1/29/79-S/SE 23-02-96	---
129.	Impt.of INA Memorial complex at Moirang (SH: Extension of stair case, toilet portion, top foyer, roof treatment i/c roofing, stage, plastic moulded seating arrangements.) <i>SENAPATI DIVISION STATE HIGHWAYS (ROADS)</i>	Rs.61.00 1/29/79-S/SE 14-03-96	---
130.	Impt.of Tadubi Tungjoy Laii Kharasom road 0-60km (SH: Providing WBM & PC 32-42 kms.)	Rs.31.78 42/38/89-W 27-03-89	15-05-89

DIX-II - Contd.**INCOMPLETE CAPITAL WORKS COSTING**

As on 31-03-2001

<i>Target Date of Completion</i>	<i>Revised Cost (if any) (Rs. In Lakhs)</i>	<i>Expenditure up to 31-03-98 (Rs. in lakhs)</i>	<i>Remarks</i>
(5) Rs.	(6) Rs.	(7) Rs.	(8)
--	--	---	
--	--	---	
---	---	17.29*	
---	---	6.66*	
---	---	35.98*	
---	---	--	
14-02-90	---	30.90*	Work closed

* Information for 1998-99 to 2000-2001 not received (September 2001)

**APPEN-
STATEMENT OF COMMITMENTS - LIST OF**

Sl.No	Name of Project	Rs. 25 lakhs and above	
		Cost of Work & Sanction Order No. (Rs. In lakhs)	Date of Commencement
(1)	(2)	(3)	(4)
131.	Impt.of Tadubi Tungjoy Laii Kharasom road 0-60km (SH: WBM and PC 22-32 kms)	Rs.31.78 42/26/98-W 29-03-90	03-07-89
132.	Impt.of Ukhrul Tolloi Chingmeikhullen road 35-70 kms. (SH: Providing wearing coat & PC from 57-70 km)	Rs.33.15 42/12/98-W 10-10-89	14-03-91
133.	Impt.of Ukhrul Tolloi Chingmeikhullen road 35-70 kms. (SH: Constn. from 35-57 kms. I/c 2 Nos. of culverts i/c approach road for Ngari bridge)	Rs.55.80 42/63/95-W 26-12-95	11-02-96
<i>STATE HIGHWAYS (BRIDGES)</i>			
134.	Bailey bridge on Ukhrul Tolloi Chingmeikhullen road at 64.09 km (SH: Constn. of 7m span bridge on Vaori stream at 60.836 km)	Rs. 35.07 17/43/90-W 23-02-91	09-07-96
<i>MAJOR DISTRICT ROADS (ROADS)</i>			
135.	Impt.of Maram Purul 0-20 kms. (SH: E/W culverts and shingling)	Rs.94.08 42/3/96-W 09-03-96	20-12-96
<i>OTHER DISTRICT ROADS (BRIDGES)</i>			
136.	Constn.of B/bridge over Makhan river on Maram Purul road (SH: Constn. of abutment, wing wall and retaining wall)	Rs.29.94 7/8/92-W 23-03-93	03-04-96
<i>5055-ROAD TRANSPORT</i>			
137	Bus Terminus at Mao	Rs.34.27 42/97/95-W 03-03-96	11-02-96
<i>OTHER DISTRICT ROADS (ROADS)</i>			
<i>(BMS)</i>			
138.	Constn.of Phaibung Purul road (SH: E/W in formation cutting from Phaibung to Lakhamei 10km. and widening narrow portion upto Purul) (SH: E/Work)	Rs.29.78 W/BMS/310-252/SPT/57-32 11-03-97	24-03-97

DIX-II - Contd.**INCOMPLETE CAPITAL WORKS COSTING**

As on 31-03-2001

<i>Target Date of Completion</i>	<i>Revised Cost (if any) (Rs. In Lakhs)</i>	<i>Expenditure up to 31-03-98 (Rs. in lakhs)</i>	<i>Remarks</i>
(5) Rs.	(6) Rs.	(7) Rs.	(8)
02-03-90	---	30.98*	Work closed
13-04-97	--	32.76*	Under arbitration case
10-08-98	14.30	60.99*	Work in progress
01-09-98	6.00	39.48*	Work in progress
19-12-98	---	27.24*	Work in progress
02-07-98	---	15.34*	Work in progress
10-08-98	---	30.99*	Work in progress
31-08-98	-	5.98*	Work in progress

* Information for 1998-99 to 2000-2001 not received (September 2001)

**APPEN-
STATEMENT OF COMMITMENTS - LIST OF**

Rs. 25 lakhs and above			
<i>Sl.No</i>	<i>Name of Project</i>	<i>Cost of Work & Sanction Order No. (Rs. In lakhs)</i>	<i>Date of Commencement</i>
(1)	(2)	(3)	(4)
139.	Constn.of Phaibung Karong Purul road (SH: Cross Drainage work in 20-39 kms)	Rs.29.96 W/BMS/310-159/SPT/57-8 05-03-97	22-03-97
140.	Constn.of Phaibung Karong Purul road from Purul to Thingba (SH: Earth work and cross Drainage) <i>INTER VILLAGE ROAD (ROADS) BMS</i>	Rs.27.62 W/BMS/310-276/SPT/57-39 11-03-97	24-03-97
141.	I.T. road 8 th miles to Irang via Harup (SH: E/W and cross Drainage)	Rs.29.80 W/BMS/310-244/SPT/57-25 11-03-97	24-03-97
142.	Thonglan Akutpa to Lanchok (SH: E/W and culverts)	Rs.29.65 W/BMS/310-179/SPT/57-11 03-03-97	23-06-97
143.	Senapati Sorbung Kharasom Lakhemei road (SH: E/W from 0-20 kms.)	Rs. 30.00 W/BMS/310-272/SPT/57-36 11-03-97	22-03-97
144.	Senapati Sorbung Kharasom Lakhemei road (SH: E/W from 20- 40 kms)	Rs.30.00 W/BMS/310-277/SPT/57-40 11-03-97	31-05-97
145.	Kachai Thiwa Ngari via Ngari Lishang (SH: E/W and culverts)	Rs.30.00 W/BMS/310-188/SPT/57-12 05-03-97	12-04-97
146.	Senapati Oklong road (SH: cross Drainage and Minor bridge from 0-10 kms)	Rs.39.57 W/BMS/310-3/SPT/57-1 28-03-97	24-03-97
147.	Makhan Chawanmei Mao Pundung up to Tadubi (SH: Cross Drainage works)	Rs.29.74 W/BMS/310-239/SPT/57-20 11-03-97	24-03-97
148.	Makhan Chawanmei Mao Pundung up to Tadubi (SH: E/W in formation cutting)	Rs.25.00 W/BMS/310-129/SPT/57-6 11-03-97	24-03-97

DIX-II - Contd.**INCOMPLETE CAPITAL WORKS COSTING**

As on 31-03-2001

<i>Target Date of Completion</i>	<i>Revised Cost (if any) (Rs. In Lakhs)</i>	<i>Expenditure up to 31-03-98 (Rs. in lakhs)</i>	<i>Remarks</i>
(5) Rs.	(6) Rs.	(7) Rs.	(8)
31-08-98	-	-	Work in progress
31-08-98	---	6.53	Work in progress
31-08-98	---	--	Work in progress
31-08-98	--	--	Work in progress
31-08-98	--	6.00*	Work in progress
31-08-98	---	--	Work in progress
31-08-98	---	--	Work in progress
31-08-98	---	3.0*	Work in progress
31-08-98	---	--	Work in progress
31-08-98	---	3.45*	Work in progress

* Information for 1998-99 to 2000-2001 not received (September 2001)

**APPEN-
STATEMENT OF COMMITMENTS - LIST OF**

Sl.No.	Name of Project	Rs. 25 lakhs and above	
		Cost of Work & Sanction Order No. (Rs. In lakhs)	Date of Commencement
(1)	(2)	(3)	(4)
149.	Senapati Thonglan (SH: E/W in left out portion & cross Drainage from Senapati to Thonglan from 0 - 15 km P-I)	Rs.29.98 W/BMS/310-250/SPT/57-30 11-03-97	25-03-97
150.	Mao Potato Farm to Dzuko Valley (SH: E/W in formation cutting from 0 - 20 km (0-19.40 km)	Rs.29.64 W/BMS/310-238/SPT/57-19 11-03-97	25-03-97
151.	- do - - do - (SH: E/W in formation cutting from 20 - 39 kms)	Rs.29.85 W/BMS/310-247/SPT/57-27 01-03-97	07-06-97
152.	Mao ring road (SH: E/W in formation cutting from 0 -20 kms)	Rs.29.85 W/BMS/310-132/SPT/57-6 01-03-97	24-03-97
153.	Saikul Phaibung up to Kharasom	Rs.29.464 W/BMS/310-274/SPT/57-37 11-03-97	22-05-97
<i>INTER VILLAGE ROAD (BRIDGES) BMS</i>			
154.	Constn.of bridge over Barak at Phuba and Kharakkho (21.20m) 70 span	Rs.34.18 W/BMS/310-298/SPT/57-54 04-02-97	21-06-97
155.	Constn.of 8m span bridge 2 Nos. between Makhan to Mao Pundung Tadubi	Rs.27.91 W/BMS/310-289/SPT/57-47 11-03-97	21-08-97
156.	Constn.of bridge over Maja Lok (10m span) on Senapati Oklong road	Rs.31.76 W/BMS/310-292/SPT/57-50 01-03-97	11-09-97
157.	Constn.of bridge 10m span over Iiril river in between Ngamzu and Khongdei on Senapati Sorbung Kharasom road.	Rs.34.57 W/BMS/310-290/SPT/57-48 05-03-97	12-08-97
<i>CCPUR DIVISION 5054-C.O. ON ROADS & BRIDGES (PLAN) STATE HIGHWAYS</i>			
158.	Impt.of Chur-Sugnu road (SH: Strengthening and culverts 5-26 kms)	Rs.99.50 42/10/95-W 28-12-95	13-05-96
159.	Impt.of CCPur -Singhat-Behiang road 62-120 km (SH: Premix carpetting between 62-72 km. in bad stretches.)	Rs.39.49 42/63/93-W 19-03-97	16-06-97

DIX-II - Contd.**INCOMPLETE CAPITAL WORKS COSTING**

As on 31-03-2001

<i>Target Date of Completion</i>	<i>Revised Cost (if any) (Rs. In Lakhs)</i>	<i>Expenditure up to 31-03-98 (Rs. in lakhs)</i>	<i>Remarks</i>
(5) Rs.	(6) Rs.	(7) Rs.	(8)
31-08-98	---	2.00*	Work in progress
31-08-98	---	--	Work in progress
31-03-98	--	--	Work in progress
31-08-98	--	--	Work in progress
31-08-98	--	--	Work in progress
31-12-98	---	14.23*	Work in progress Payment made for B/B parts only
31-12-98	--	--	Work in progress
31-12-98	---	13.01	Work in progress Payment of B/B parts
31-03-99	---	14.23	Work in progress - do -
12-11-97	---	109.47*	R/E under preparation
16-06-99	---	10.61*	Work in progress

* Information for 1998-99 to 2000-2001 not received (September 2001)

**APPEN-
STATEMENT OF COMMITMENTS - LIST OF**

Sl.No.	Name of Project	Rs. 25 lakhs and above	
		Cost of Work & Sanction Order No. (Rs. In lakhs)	Date of Commencement
(1)	(2)	(3)	(4)
<i>4210-C.O. ON MEDICAL (PLAN)</i>			
160.	Constn.of Emergency & Casualty block with link corridor for District Hospital at CCPur (SH: Constn. of Southern wing Block P-I).	Rs.94.71 26/60/96-W 23-03-97	30-09-97
<i>5054-C.O. ON ROADS & BRIDGES(BMS)</i>			
161.	Impt.of Tedim road near Kaprang to Chura -Sugnu road at Mualvaiphei (SH: E/W in widening & culverts).	Rs.65.23 W/BMS/3102-64/CCP/51-6 28-02-97	17-03-97
162.	IVR Singhat to Theigawtang 0-26 km. (SH :E/W in hill cutting, metalling and culverts)	Rs.44.99 W/BMS/310-52/CCP/51-3 10-03-97	22-03-97
163.	Impt.of road from Singhat to Buksau via Allusingtam (SH: E/W in formation cutting metalling & culverts 0-25 km)	Rs.25.37 W/BMS/310-51/CCP/51-2 01-03-97	17-03-97
164.	IVR Songtal- Kangkap road (SH: Widening, metaling & culverts)		27-03-98
165.	Impt.of road from Sagan to Tuining via Samulamlan (SH: E/W in hill cutting metalling and culverts)		06-05-97
<i>BMS (BRIDGES)</i>			
166.	Constn.of bridge on Singhat-Theigawtang road 2 Nos. (SH: Constn. of 20' span bailey bridges)	Rs.36.04 W/BMS/310-135/CCP/51-29 28-02-97	22-04-97
167.	Constn.of bridge over Songtal-Kangkap road (SH: Constn. of 6m span bailey bridge 2 Nos.)	Rs.30.23 W/BMS/310-135/CCP/51-28 06-03-97	17-03-97
168.	Constn.of bridge over Khuga river along Khuga ring road (SH: Constn. of 150'-0" long bailey bridge)	Rs.102.68 W/BMS/310-213/CCP/51-40 07-03-97	28-04-97
169.	Constn.of bridge on Sangaikot to Khongkhai road 4 Nos. (SH: Constn. of 30"-0" long bailey bridge)	Rs.72.68 W/BMS/310-163/CCP/51-35 10-03-97	30-04-97

DIX-II - Contd.**INCOMPLETE CAPITAL WORKS COSTING**

As on 31-03-2001

<i>Target Date of Completion</i>	<i>Revised Cost (if any) (Rs. In Lakhs)</i>	<i>Expenditure up to 31-03-98 (Rs. in lakhs)</i>	<i>Remarks</i>
(5) Rs.	(6) Rs.	(7) Rs.	(8)
30-09-99	---	25.36*	Work in progress
16-09-98	---	27.52*	Work in progress
21-03-98	--	1.84*	Work in progress
16-03-98	--	8.42*	Work in progress
26-09-98	--	7.61*	Work in progress
05-11-98	---	19.16*	Work in progress
21-04-98	---	28.77*	Work in progress
16-01-98	---	30.03*	Work in progress
27-10-98	---	75.31*	Work in progress
29-10-98	---	54.91*	Work in progress

* Information for 1998-99 to 2000-2001 not received (September 2001)

**APPEN-
STATEMENT OF COMMITMENTS - LIST OF**

Sl.No	Name of Project	Rs. 25 lakhs and above	
		Cost of Work & Sanction Order No. (Rs. In lakhs)	Date of Commencement
(1)	(2)	(3)	(4)
TAMENGLONG DIVISION OTHER DISTRICT ROADS (BRIDGES) (BMS)			
170.	Constn.of Langkhong to I.T.Road (SH: C/W works 0-15 kms.)	Rs.35.44 W/BMS/310-1/TML/41-1 04-03-97	07-07-97
171.	Constn.of Langkhong to I.T.Road (SH: C/W works 15-33kms.)	Rs.44.92 W/BMS/310-2/TML/41-2 01-03-97	07-07-97
172.	Constn.of Langkhong to I.T.Road (SH: Shingling from 0 - 16 kms)	Rs.59.10 W/BMS/310-10/TML/41-6 01-03-97	10-03-97
173.	Constn.of Langkhong to I.T. road (SH: shingling from 16-33 kms.)	Rs.61.99 W/BMS/310-11/TML/41-7 01-03-97	10-03-97
174.	Constn.of None Kajinglong road (SH: Culverts and Shingling from 0-10 kms.)	Rs.30.48 W/BMS/310-42/TML/41-8 10-03-97	14-03-97
175.	Constn.of None Kazinglong road (SH: Culverts and shingling from 10-30 kms)	Rs.30.99 W/BMS/310-99/TML/41-42 01-03-97	10-03-97
176.	Constn.of None Kazinglong road (SH: C/D works 10-20 kms)	Rs.30.86 W/BMS/310-12/TML/41-19 10-03-97	14-03-97
177.	Constn.of Tamei Kuilong road (SH: C/D from 10-30 kms.)	Rs.27.34 W/BMS/310-189/TML/41-39 07-03-97	26-03-97
178.	Constn.of Tamei Kuilong road (SH: E/W from 10-30 kms)	Rs.40.30 W/BMS/310-172/TML/41-32 10-03-97	21-04-97
179.	Constn.of Tamei Kuilong road (SH: E/W from 30 - 57 kms)	Rs.39.79 W/BMS/310-45/TML/41-11 07-03-97	08-08-97

DIX-II - Contd.**INCOMPLETE CAPITAL WORKS COSTING**

As on 31-03-2001

<i>Target Date of Completion</i>	<i>Revised Cost (if any) (Rs. In Lakhs)</i>	<i>Expenditure up to 31-03-98 (Rs. in lakhs)</i>	<i>Remarks</i>
(5) Rs.	(6) Rs.	(7) Rs.	(8)
March 99	---	24.45*	Work in progress
March 99	---	3.43*	Work in progress
March 99	--	7.19*	Work in progress
March 99	--	3.25*	Work in progress
March 99	--	16.44*	Work in progress
March 99	--	20.14*	Work in progress
March 99	30.86	5.70*	Work in progress
March 99	27.34	25.78*	Work in progress
March 99	--	-	Work in progress
March 99	--	3.12*	Work in progress

* Information for 1998-99 to 2000-2001 not received (September 2001)

**APPEN-
STATEMENT OF COMMITMENTS - LIST OF**

Sl.No.	Name of Project	Rs. 25 lakhs and above	
		Cost of Work & Sanction Order No. (Rs. In lakhs)	Date of Commencement
(1)	(2)	(3)	(4)
180.	Constn.of Tamei Kuilong road. (SH: Shingling in between 0-15 km and WBM from 0.70 to 8.50 kms.)	Rs.30.08 W/BMS/310-44/TML/41-10 05-03-97	21-03-97
181.	Constn. of Tamei Kuilong road (SH: Shingling from 15 - 30 kms.)	Rs.31.68 W/BMS/310-43/TML/41-9 07-03-97	26-06-97
<i>O. D. R. (BRIDGES) (B.M.S.)</i>			
182.	Constn.of bridge across Irang river on Langkhong to I.T. road 360' span.	Rs.166.39 W/BMS/310-166/TML/41-27 11-03-97	14-03-97
183.	Constn.of bridge across Laduki (SH: 26.63 kms (30m.span Agagui river (22.216 kms.) 20m. span on Tamei Kuilong road.	Rs.110.50 W/BMS/310-185/TML/41-36 11-03-97	14-03-97
184.	Constn.of bridge of Tamei Kuilong road at 29.73km (12m. span) & 30.10kms. (9m. span) (SH: Constn.of b/bridge SST of 15m. span at 29.70 kms. & 30.10 kms.)	Rs.29.39 W/BMS/310-187/TML/41-38 05-03-97	07-03-97
<i>I.V.R. ROADS (BMS)</i>			
185.	Constn.of Thangal Tupul road C/D works 0-18 km (SH: Constn.of RCC P/culverts 900mm dia and 3m span culverts.)	Rs.29.20 W/BMS/310-229/TML/41-42 11-03-97	04-09-97
186.	Constn.of Nungba Iran via Longpi (SH: E/W in widening narrow portion between Nungba Longpi & formation cutting Longpi to Bzang)	Rs.42.21 W/BMS/310-112/TML/41-18 28-02-97	17-03-97
187.	Impt.of Nungba Irang via Longpi (SH: Constn. of C/D works between Nungba to Longpi)	Rs.31.70 W/BMS/310-173/TML/41-33 05-03-97	28-08-97
188.	Constn.of Luwanglong Khuno to Awangkhul & Nungnang via Lamlon (SH: E/W in formation cutting)	Rs.37.70 W/BMS/310-149/TML/41-23 10-03-97	19-03-97
189.	Constn.of Hauchong to Nurathel road (SH: E/W in formation cutting 0-10 kms.)	Rs.33.79 W/BMS/310-109/TML/41-15 05-03-97	26-03-97

DIX-II - Contd.**INCOMPLETE CAPITAL WORKS COSTING**

As on 31-03-2001

<i>Target Date of Completion</i>	<i>Revised Cost (if any) (Rs. In Lakhs)</i>	<i>Expenditure up to 31-03-98 (Rs. in lakhs)</i>	<i>Remarks</i>
(5) Rs.	(6) Rs.	(7) Rs.	(8)
March 99	--	21.20*	Work in progress
March 99	--	7.71*	Work in progress
March 99	--	100.37*	Work in progress
March 99	--	74.28*	Work in progress
March 99	--	18.84*	Work in progress
March 99	--	2.12*	Work in progress
March 99	--	20.20*	Work in progress
March 99	--	19.43*	Work in progress
March 99	--	8.78*	Work in progress
March 99	--	6.68*	Work in progress

* Information for 1998-99 to 2000-2001 not received (September 2001)

**APPEN-
STATEMENT OF COMMITMENTS - LIST OF**
Rs. 25 lakhs and above

<i>Sl.No</i>	<i>Name of Project</i>	<i>Cost of Work & Sanction Order No. (Rs. In lakhs)</i>	<i>Date of Commencement</i>
(1)	(2)	(3)	(4)
190.	Constn.of Keikau to Nurathel road (SH: E/W in formation cutting i/c drain 9-15km)	Rs.25.64 W/BMS/310-100/TML/41-13 01-03-97	10-03-97
191.	Constn. of road from NH- 53 to Atongba	Rs.30.80 W/BMS/310-171/TML/41-31 07-03-97	19-03-97
192.	Constn.of road from None to Marangching upto Pungam (SH: E/W in formation cutting and C/D works)	Rs.31.11 W/BMS/310-151/TML/41-25 05-03-97	19-03-97
193.	Constn.of road from Khunphung to Lamta (SH: E/W in formation cutting from 0-20 kms.)	Rs.38.18 W/BMS/310-141/TML/41-22 07-03-97	26-03-97
194.	Constn. of road from Zunphung to Lamta (SH: E/W in formation cutting from 20 - 50 kms)	Rs.47.23 W/BMS/310-153/TML/41-26 28-02-97	21-04-97
195.	Khunghung to Phakong via Inam 0-40 km (SH: E/W in formation cutting 0-43.23 kms)	Rs.65.02 W/BMS/310-168/TML/41-29 06-03-97	20-03-97
<i>I.V.R. BRIDGES (BMS)</i>			
196.	Constn.of B/Bridge over Iyei river at New Lukhambi on None Haochong road.	Rs.83.36 W/BMS/310-182/TML/41-34 07-03-97	14-03-97
197.	Constn.of B/bridge S/bridge between Bamgaijang to Zailat 400m span.	Rs.179.14 W/BMS/310-167/TML/41-29 07-03-97	14-03-97
198.	Constn.of B/bridge over Irang between Nungnang and Awangkhul 50m (SH: Assembly Erection and Lanching of B/bridge 170' DDR type span)	Rs.98.58 W/BMS/310-186/TML/41-37 07-03-97	14-03-97

DIX-II - Contd.**INCOMPLETE CAPITAL WORKS COSTING**

As on 31-03-2001

<i>Target Date of Completion</i>	<i>Revised Cost (if any) (Rs. In Lakhs)</i>	<i>Expenditure up to 03/97 (Rs. in lakhs)</i>	<i>Remarks</i>
(5) Rs.	(6) Rs.	(7) Rs.	(8)
March 99	--	10.89*	Work in progress
March 99	--	16.68*	Work in progress
March 99	--	21.62*	Work in progress
March 99	38.18	27.85*	Work in progress
March 99	47.23	3.29*	Work in progress
March 99	65.02	6.54*	Work in progress
March 99	--	61.70*	Work in progress
March 99	--	87.01*	Work in progress
March 99	--	69.52*	Work in progress

* Information for 1998-99 to 2000-2001 not received (September 2001)

**APPEN-
STATEMENT OF COMMITMENTS - LIST OF**

Sl.No	Name of Project	Rs. 25 lakhs and above	
		Cost of Work & Sanction Order No. (Rs. In lakhs)	Date of Commencement
(1)	(2)	(3)	(4)
CHANDEL DIVISION OTHER DISTRICT ROADS (BMS)			
199.	Constn.of Chakpikarong Mombi road (Phase-I)	Rs.29.43 W/BMS/310-82/CDL/28-15 29-02-97	-----
200.	- do - - do - (Phase-II)	Rs.29.56 W/BMS/310-36/CDL/28-7 01-03-97	-----
201.	Constn. of Chandel Vomku road (Phase-II)	Rs.29.64 W/BMS/310-18/CDL/28-4 04-03-97	-----
INTER VILLAGE ROADS(BMS)			
202.	Constn.of Heirok to Machi via Karongthel	Rs.29.98 W/BMS/310-141/CDL/28-1 01-03-97	-----
203.	Constn. of Tuisem to Machi Gate via Tuinem and Kangoikhullen	Rs.29.50 W/BMS/310-118/CDL/28-26 01-03-97	-----
204.	Constn. of Thabikeithel to Sangsak road via Parengtong	RS.29.82 W/BMS/310-93/CDL/28-23 01-03-97	-----
STATE CAPITAL PROJECTS			
205.	Constn.of Assembly and High Court Complex at Chingmeirong	(i)Rs.50.00 No.1/15/95- MAHUD(Project) 27-03-97	19-06-96 (date of deposit by Treasury Challan)
		(ii)Rs.30.00 No.1/55/95- MAHUD(Project)Pt 22-03-97	31-03-97 (date of deposit by Treasury Challan)

DIX-II - Contd.**INCOMPLETE CAPITAL WORKS COSTING**

As on 31-03-2001

<i>Target Date of Completion</i>	<i>Revised Cost (if any) (Rs. In Lakhs)</i>	<i>Expenditure up to 31-03-98</i>	<i>Remarks</i>
(5) Rs.	(6) Rs.	(7) Rs.	(8)
---	--	--	
---	--	---	
---	--	---	
---	--	---	
---	--	---	
---	--	---	
---	---	2.80*	<i>The work is implemented through the State PWD. The execution of the works has been held up on complex site at Chingmeirong has not been handed over by the A.R. occupying it. The Director of MAHUD has requested the E.E. concerned.</i>
--	--	8.68*	

* Information for 1998-99 to 2000-2001 not received (September 2001)

**APPEN-
STATEMENT OF COMMITMENTS - LIST OF**

Sl.No	Name of Project	Rs. 25 lakhs and above	
		Cost of Work & Sanction Order No. (Rs. In lakhs)	Date of Commencement
(1)	(2)	(3)	(4)
206.	Development of Ningthem pukhri	(i)Rs.35.42 No.1/7/94-MAHUD(Project) 02-01-97	31-06-96 (date of deposit by Treasury Challan)
		(ii)Rs.78.43 No.1/7/94-MAHUD(Project) 22-01-97	31-06-96 (date of deposit by Treasury Challan)
207.	RWS Scheme at Keikhu Phase-I	Rs.28.33 No.7/216/97-PHE 31-03-97	01-04-97
208.	- do - at Tellou	Rs.28.65 No.7/217/97-PHE No.31-03-97	01-04-97
209.	Ret. Of Phayeng W/S scheme	Rs.29.84 No.7/215/97-PHE 31-03-97	01-04-97
210.	RWS Scheme at Laphupat Tera	Rs.28.34 No.7/210/97-PHE 31-03-97	01-04-97
211.	Procurement of ITH-5 Drilling -Reg.	Rs.29.28 No.7/218/97-PHE 27-03-97	01-04-97
212.	Reh. Of Langmeidong W/S. Scheme	Rs.29.64 No.7/227/97-PHE 31-03-97	01-04-97
213.	Aug. of Kamjong W/S. Scheme	Rs.82.33 No.7/177/96-PHE 02-01-97	02-01-97
214.	Impt. Of W/s. Scheme at Nungba	Rs.51.31 No.7/207/97-PHE 31-03-97	01-04-97
215.	ARWS Scheme at Sagoltongba	Rs.27.70 No.7/211/97-PHE 31-03-97	01-04-97
216.	RWS Scheme at Kang Samaram	Rs.40.00 No.7/88/87-PHE 23-02-88	01-03-88

DIX-II - Contd.**INCOMPLETE CAPITAL WORKS COSTING**

As on 31-03-2001

<i>Target Date of Completion</i>	<i>Revised Cost (if any) (Rs. In Lakhs)</i>	<i>Expenditure up to 31- 03-98 Rs.</i>	<i>Remarks</i>
(5)	(6) Rs.	(7) Rs.	(8)
---	--		Building Task Force Division, PWD, Manipur to furnished the Financial and Physical progress report in respect of Ningthempukhri has not yet been submitted.
31-03-98	--	7.00*	
01-03-98	--	8.00*	
01-03-99	--	10.00*	
01-03-98	--	25.00*	
01-03-98	--	25.00*	
31-03-98	--	3.00*	
31-03-98	--	29.50*	
31-03-98	--	31.00*	
01-03-99	--	12.00*	
31-03-98	--	15.00*	

* Information for 1998-99 to 2000-2001 not received (September 2001)

**APPEN-
STATEMENT OF COMMITMENTS - LIST OF**

<i>Sl.No</i>	<i>Name of Project</i>	<i>Rs. 25 lakhs and above</i>	
		<i>Cost of Work & Sanction Order No. (Rs. In lakhs)</i>	<i>Date of Commencement</i>
<i>(1)</i>	<i>(2)</i>	<i>(3)</i>	<i>(4)</i>
217.	RWS Scheme at Heirok Part-I & Part-II	Rs.38.44 No.7/104/91-PHE 23-03-96	01-04-96
218.	- do - Irum Turel	Rs.28.85 No.7/95/87-PHE 25-03-88	01-04-88
219.	Extn.of Pipe line to Wabagai Kadajit Thingel Leikai & Parts of Tera Urak	Rs.34.12 No.7/94/95-PHE(R-26) 28-03-96	01-04-96
220.	Aug.of W/S Scheme Palel	Rs.41.07 No.7/90/95-PHE 20-02-96	01-03-96
221.	RWS Scheme at Khangabok Phase-III	Rs.26.80 No.Sectt/PHE/92-93/39 22-03-93	01-04-93
222.	- do - Kwakta	Rs.34.20 No.7/47/89-PHE 28-03-90	01-04-96
223.	- do - Wangoo Laikhong Phase-I	Rs.28.69 No.7/42/96-PHE(R-58) 30-03-96	01-04-97
224.	RWS Scheme at Sendra	Rs.45.03 No.7/98/90-PHE 20-03-91	01-04-91
225.	- do - at Tulihal Muslim	Rs.50.00 No.5/68/88-PHE 18-03-89	01-04-89
226.	Extn. Of Pipe line at Leimaching	Rs.26.68 No.7/122/96-PHE 30-03-96	01-04-96
227.	RWS Scheme at Takhel Sanjenbam	Rs.28.32 No.7/37/88-PHE 21-03-89	01-04-89

DIX-II - Contd.**INCOMPLETE CAPITAL WORKS COSTING**

As on 31-03-2001

<i>Target Date of Completion</i>	<i>Revised Cost (if any) (Rs. In Lakhs)</i>	<i>Expenditure up to 31- 03-98</i>	<i>Remarks</i>
(5)	(6)	(7)	(8)
	Rs.	Rs.	
31-03-98	--	5.00*	
31-03-98	--	3.00*	
31-03-97	--	4.00*	
31-03-97	--	4.00*	
31-03-98	--	2.00*	
31-03-98	--	4.00*	
31-03-98	--	8.00*	
31-03-98	--	0.50*	
01-03-98	--	4.50*	
01-03-98	--	6.00*	
01-03-98	--	4.00*	

* Information for 1998-99 to 2000-2001 not received (September 2001)

**APPEN-
STATEMENT OF COMMITMENTS - LIST OF**

Sl.No	Name of Project	Rs. 25 lakhs and above	
		Cost of Work & Sanction Order No. (Rs. In lakhs)	Date of Commencement
(1)	(2)	(3)	(4)
228.	Extn. Of W/S. Scheme at Ningomthong Kitnapanung	Rs.40.40 No.7/108/91-PHE 23-03-92	01-04-92
229.	Impt. Of Kiyamgei Bashikhong	Rs.48.44 No.7/106/96-PHE(R-29) 30-03-96	01-04-98
230.	- do - Lokchao Tenglok Scheme	Rs.41.78 No.7/143/96-PHE(R-59) 30-03-96	01-04-96
231.	Exploration & drilling of tube well in village 100 Nos. (in valley) with mud pump Phase-II	Rs.70.13 No.7/75/89-PHE 31-03-90	01-04-90
232.	ARWS Scheme at Gangapat	Rs.63.27 No.7/123/96-PHE(R-3) 30-03-96	01-04-96
233.	ARWS Scheme at Tairenpokpi, Palangsoi & Atong Khuman	Rs.25.58 No.7/139/96-PHE 30-03-96	01-04-96
234.	Aug. of Mayang Imphal W/S. Scheme	Rs.26.34 No.7/222/97-PHE 31-03-97	02-05-97
W/S MAINTENANCE DIVISION PHED MANIPUR (URBAN)			
235.	Constn.of clear water reservoir at (i) Langzing capacity 1.00 lakh gallons, (ii) Iroisemba capacity 4.00 lakh gallons	Rs.45.00 No.7/73/95-PHE(R-8) 30-03-96	30-03-96
236.	Aug.of Langol Water Supply Scheme	Rs.28.95 No.7/53/95-PHE(U-2) 24-01-96	24-01-96
237.	Constn.of ground sump with pump house & at Bamon leikai near Thumuthong bridge i/c. pipe line.	Rs. 26.20 No.7/95/PHE/95(R-2) 27-03-96	27-03-96
238.	Constn.of Zonal reservoir at Lalambung i/c clear water main capacity 1.00 lakh gallons	Rs.79.34 No.7/180/96(U-3) 06-03-97	06-03-97

DIX-II - Contd.**INCOMPLETE CAPITAL WORKS COSTING**

As on 31-03-2001

<i>Target Date of Completion</i>	<i>Revised Cost (if any) (Rs. In Lakhs)</i>	<i>Expenditure up to 31-03-98</i>	<i>Remarks</i>
(5)	(6) Rs.	(8) Rs.	(9)
01-03-98	--	5.00*	
01-03-98	--	4.00*	
01-03-98	--	3.00*	
01-03-98	--	0.50*	
01-03-98	--	12.70*	
01-03-98	--	15.00*	
01-12-99	--	12.28*	Work in progress
30-03-98	--	20.04* 27.38*	
24-01-98	---	5.85*	
27-03-96	---	44.55*	
06-03-97	---	68.65*	

* Information for 1998-99 to 2000-2001 not received (September 2001)

**APPEN-
STATEMENT OF COMMITMENTS - LIST OF**

Sl.No	Name of Project	Rs. 25 lakhs and above	
		Cost of Work & Sanction Order No. (Rs. In lakhs)	Date of Commencement
(1)	(2)	(3)	(4)
239.	Water supply system for the Sports complex at Khuman Lampak	Rs.173.12 No.7/171/86-PHE(U-1) 15-11-96	15-11-96
240.	Constn.of over head reservoir at Khwairamband Bazar Phase-II	Rs.72.65 No.7/190/97-PHE 27-03-97	27-03-97
241.	Improvement of Ningthempukhri over head tank	Rs.25.84 No.7/45/95/PHED(U3) 16-02-96	16-02-96
242.	Aug.of Imphal Water supply tapping of ground water from Potsangbam (SH: Laying of distribution line)	Rs.29.94 No.7/119/96-PHE(U-27) 27-03-96	27-03-96
243.	Replacement of Old & work out pipe i/c. constn. Manovation of crossing etc. (a) Leimakhong to Kangchup (New Water main (b) Kangchup to Imphal (Clear water main)	Rs.80.00 No.7/104/96-PHE(U-21) 30-03-96 Rs.134.92 No.7/75/95-PHE(U-14) 26-03-96	30-03-96 26-03-96
244.	Providing diesel pumpsets (Standly) for important water supply scheme at Imphal water supply system. <i>PROJECT CONSTN. DIVN. (URBAN)</i>	Rs.41.43 No.7/108/96-PHE(U-23) 30-03-96	30-03-96
245.	Constn.of 3 Nos. of overhead tank 1 lakh gallon cap. Each with staging & ground sumps at Imphal	Rs.51.65 No.7/87/84-PHE 18-02-85	18-02-86
246.	Aug.of Porompat water supply scheme (Phase-II)	Rs.264.50 No.7/5/90-PHE 14-03-91	14-03-91
247.	Aug.of Imphal Water supply by tapping of ground water from Potsangbam 1.50mgd (Phase-I)	Rs. 287.00 No.7/26/96-PHE 03-08-96	03-08-96
248.	Aug.of Imphal water supply by tapping of ground water from Potsangbam & Sekmai area (Phase-II) 1.50 mgd.	Rs.320.26 No.7/107/96-PHE(U-22) 25-03-96	Not yet

DIX-II - Contd.**INCOMPLETE CAPITAL WORKS COSTING**

As on 31-03-2001

<i>Target Date of Completion</i>	<i>Revised Cost (if any) (Rs. In Lakhs)</i>	<i>Expenditure up to date 31-03-98</i>	<i>Remarks</i>
(5)	(6) Rs.	(7) Rs.	(8)
31-03-98	253.04	307.01*	
27-03-99	---	13.51*	
16-02-98	---	0.71*	
27-03-96	---	18.29*	
31-03-98	--	12.40*	
26-03-98	--	66.85*	
30-03-98	--	21.19*	
18-02-86	72.80	69.00*	
...	550.00	526.58*	Work in progress
03-08-96	---	285.76*	
...	---	...	Work not yet started

* Information for 1998-99 to 2000-2001 not received (September 2001)

**APPEN-
STATEMENT OF COMMITMENTS - LIST OF**

Sl.No	Name of Project	Rs. 25 lakhs and above	
		Cost of Work & Sanction Order No. (Rs. In lakhs)	Date of Commencement
(1)	(2)	(3)	(4)
DRAINAGE & SEWERAGE DIVN. NO.I PHED (URBAN)			
249.	Constn.of Drainage system under Nambul basin Phase-I Stage-II(A)	Rs.73.92 No.7/5/91-PHE 23-05-91	29-05-92
250.	Constn.of Drainage system under Nambul basin Phase-I Stage-II(B)	Rs.48.18 Sectt/PHE/DRG/92-93/5 30-03-96	30-03-96
251.	Constn.of Drainage system under Nambul basin Phase-I Stage-II(C)	Rs.32.38 No.7/62/95-PHE(U-11) 23-03-96	23-03-96
252.	Waishel Basin Phase-I (A)	Rs.85.69 No.7/3/91-PHE 23-05-91	23-05-91
253.	Waishel Basin Phase-Stage-I (B)	Rs.41.37 Sectt/PHE/DRG/92-93/51 30-03-96	30-03-96
254.	Waishel Basin Phase-Stage-I (C)	Rs.25.18 No.7/63/93-PHE(U-12) 20-02-96	20-02-96
255.	Constn.of Low cost latrine (i)Thoubal Town	Rs.37.35 No.7/117/87-PHE 24-03-86	24-03-86
256.	(ii) Nambol	Rs.29.28 No.7/11/89-PHE 28-03-88	28-03-88
DRAINAGE & SEWARAGE DIVN. NO.II PHED (URBAN)			
257.	Implementation of drainage system in Greater Imphal area under Kongba basin stage-I(A)	Rs.64.60 Sectt/PHE/YDS/92-93/35 31-03-93	31-03-93

DIX-II - Contd.**INCOMPLETE CAPITAL WORKS COSTING**

As on 31-03-2001

<i>Target Date of Completion</i>	<i>Revised Cost (if any) (Rs. In Lakhs)</i>	<i>Expenditure up to date 31-03-98</i>	<i>Remarks</i>
(5)	(6) Rs.	(7) Rs.	(8)
29-05-92	...	87.94*	
30-03-99	---	51.51*	
23-03-99	---	13.08*	
23-05-92	---	73.43*	
30-03-99	--	42.36*	
20-02-99	--	10.93*	
24-03-88	--	19.85*	
28-03-90	--	14.52*	
31-03-95	--	99.49*	

* Information for 1998-99 to 2000-2001 not received (September 2001)

**APPEN-
STATEMENT OF COMMITMENTS - LIST OF**

<i>Sl.No</i>	<i>Name of Project</i>	Rs. 25 lakhs and above	
		<i>Cost of Work & Sanction Order No. (Rs. In lakhs)</i>	<i>Date of Commencement</i>
(1)	(2)	(3)	(4)
258.	Implementation of drainage system in Greater Imphal area under Kongba basin stage-I(B)	Rs.38.25 Sectt/PHE/RWS/92-93/52 30-03-94	30-03-94
259.	Implementation of drainage system in Greater Imphal area under Kongba basin stage-I/C	Rs.40.85 No.7/64/95-PHE(U-13) 30-03-96	30-03-96
260.	Implementation of Drainage system in Greater Imphal area under Kongba basin stage-I/D	Rs.52.30 No.7/193/97-PHE 31-03-97	31-03-97
261.	Implementation of Drainage system in Greater Imphal area under Imphal basin stage-I(B)	Rs.28.71 Sectt/PHE/RWS/92-93/51 30-03-96	30-03-96
262.	Implementation of Drainage system in Greater Imphal area under Imphal basin stage-I(C)	Rs.30.18 No.7760/95-PHE(U-9) 30-03-96	30-03-96
263.	Implementation of Drainage system in Greater Imphal area under Chandranadi Basin	Rs.42.26 Sectt/PHE/RWS/92-93/49 30-03-96	30-03-96
264.	Director, Education(S) Constn.of 113 Teacher Quarters/ School building under Basic Minimum Services 1996-97	Rs.169.49 No.25(3)/1/97- SE(S)/BMS 27-03-97	From the date of release of fund by the Government
265.	Director, Youths Affairs & Sports, Constn. of VIP Gallery & General Gallery for Sports at Khuman Lampak.	Rs.935.44 No.21/111/93-W 31-03-96	VIP Gallery 06/ 89 General Gal. September '92.
266.	Director, Youth Affairs & Sports, Constn. of Main partition wall to General Gallery.	Rs.127.99 No.26/91/95-W 30-03-96	July 1996
267.	Director, Youth Affairs & Sports, Constn. of 8-lane synthetic tracks.	Rs.273.30 No.26/89/85-W 21-03-96	-----
268.	Director, Youth Affairs & Sports, Constn. of segregation fencing to the Main Play Field.	Rs.41.02 No.26/17/96-W 12-08-96	May 1997

DIX-II - Contd.**INCOMPLETE CAPITAL WORKS COSTING**

As on 31-03-2001

<i>Target Date of Completion</i>	<i>Revised Cost (if any) (Rs. In Lakhs)</i>	<i>Expenditure up to date 31-03-98</i>	<i>Remarks</i>
(5)	(6) Rs.	(7) Rs.	(8)
30-03-97	---	55.96	
30-03-99	---	16.39	
31-03-2000	...	10.11	
30-03-99	---	1864.72	
30-03-99	---	11.71	
30-03-98	---	14.89	
Within 3 months from the date of release of fund	Does not arise	Nil	The amt. was deposited to Govt. Acct. 8449-Other Deposits
March 1998	1350.00	1250.97	
September 97	140.73	108.32*	
March 1998	300.63	...	Tender under scrutiny
December 1997	45.12	...	

* Information for 1998-99 to 2000-2001 not received (September 2001)

**APPEN-
STATEMENT OF COMMITMENTS - LIST OF**

Rs. 25 lakhs and above

<i>Sl.No</i>	<i>Name of Project</i>	<i>Cost of Work & Sanction Order No. (Rs. In lakhs)</i>	<i>Date of Commencement</i>
(1)	(2)	(3)	(4)
269.	Director, Youth Affairs & Sports, Constn. of Gallery for Astroturf Hockey Field	Rs.356.00 No.26/71/95-W -----	July 1996
270.	Director, Youth Affairs & Sports, Constn. of Hockey Field (SH: Sub-base constn. of providing & installation of synthetic Astroturf)	Rs.241.63 No.26/12/95-W 10-10-95	December '95
271.	Director, Youth Affairs & Sports, Constn. of segregation fencing to Hockey Field	Rs.25.45 No.26/18/96-W 12-08-96	-----
272.	Director, Youth Affairs & Sports, Constn. of Practice Hockey Field.	Rs.71.46 No.26/88/95-W 14-03-96	June 1996
273.	Director, Youth Affairs & Sports, Constn. of Quarters for Coaches & Managers	Rs.66.70 No.26/13/95-W 27-04-95	December'95
274.	Director, Youth Affairs & Sports, Constn. of Internal Approach Road.	Rs.287.55 No.26/19/95-W 26-12-95	June 1996
275.	Director, Youth Affairs & Sports, Constn. of Cycle Veleldrome	Rs.282.00 No.8/12/94-YAS 20-03-95	December '95
276.	Director, Education(S), Constn. of Indoor Stadium	Rs.348.00 No.26/55/95-W 27-12-95	September '96
277.	Director, Youth Affairs & Sports, Constn. of Swimming and Diving Pool	Rs.635.00 No.26/5/96-W 09-08-96	September '96
278.	Director, Youth Affairs & Sports, Constn. of 100 bedded Hostel	Rs.144.14 No.26/24/96-W 07-11-96	March 1997
279.	Director, Youth Affairs & Sports, Constn. of Drainage system for sports complex	Rs.327.25 No.26/80/96-W 30-03-96	September '96

DIX-II - Contd.**INCOMPLETE CAPITAL WORKS COSTING**

As on 31-03-2001

<i>Target Date of Completion</i>	<i>Revised Cost (if any) (Rs. In Lakhs)</i>	<i>Expenditure up to date 31-03-98</i>	<i>Remarks</i>
(5)	(6) Rs.	(7) Rs.	(8)
December 1997	381.60	225.60*	
March 1998	265.79	76.98*	
December 1997	28.00	...	Tender under scrutiny
June 1997	78.60	81.34*	
June 1997	73.37	69.41*	
December 1997	316.64	127.52*	
June 1998	310.22	195.09*	80% to be completed during 1997-98
June 1998	1044.00	225.61*	
	No.26/119/95-W 30-08-96		
June 1998	699.00	188.85*	
June 1998	157.30	52.20*	
December 1997	370.70	73.33*	

* Information for 1998-99 to 2000-2001 not received (September 2001)

**APPEN-
STATEMENT OF COMMITMENTS - LIST OF**
Rs. 25 lakhs and above

<i>Sl.No</i>	<i>Name of Project</i>	<i>Cost of Work & Sanction Order No. (Rs. In lakhs)</i>	<i>Date of Commencement</i>
(1)	(2)	(3)	(4)
280.	Director, Youth Affairs & Sports, Constn. of Parking and Land Development	Rs.115.00 No.26/19/96-W 12-08-96	September '96
281.	Director, Youth Affairs & Sports, Constn. of 400M running track i/c. Provision of cricket field.	Rs.136.86 No.26/1/96-W 30-05-96	July 1996
282.	Director, Youth Affairs & Sports, Constn. of 4 Nos. of Barrack (30 cap.) 4 Nos. of barrack (15 cap.) 8 Nos. of Watch Tower & 8 Nos. of Kitchen.	Rs.144.00 No.26/1/96-W 12-08-96	June 1997
283.	Director, Youth Affairs & Sports, Constn. of compound fencing on Northern, Eastern, Southern sides of sports complex.	Rs.106.60 No.26/25/95-W 07-11-96	April 1997
284.	Director, SCERT, Manipur, Kakching DIET - 2 Nos.	Rs.75.28 No.7/16/87-S/SE 31-03-97	November '97
285.	Director, SCERT, Manipur, Churachandpur DIET - 8 Nos.	Rs.49.00 No.7/16/87-S/SE 31-03-97	Inst. Bldg. 1 -6/94, Ladies Hostel 1 - 11/95 Gents' Hostel 1& 5 Qtrs.
286.	Director, SCERT, Manipur, Moirang DIET - 12 Nos.	Rs.98.57 No.4/12/96-FR(1) 07-08-96	February 1997
287.	Director, SCERT, Manipur, Senapati DIET - 13 Nos.	Rs.98.57 No.4/12/96-FR(1) 07-08-96	November '97
288.	Director, SCERT, Manipur, Ukhrul DIET - 13 Nos.	Rs.55.00 No.7/34/96-S/SCERT 12-03-97	- do -
289.	Director, SCERT, Manipur, Tamenglong DIET - 13 Nos.	Rs.55.00 No.7/34/96-S/SCERT 12-03-97	- do -
290.	Director, SCERT, Manipur, Chandel DIET - 13 Nos.	Rs.55.00 No.7/34/96-S/SCERT 12-03-97	- do -

DIX-II - Contd.**INCOMPLETE CAPITAL WORKS COSTING**

As on 31-03-2001

<i>Target Date of Completion</i>	<i>Revised Cost (if any) (Rs. In Lakhs)</i>	<i>Expenditure up to date 31-03-98</i>	<i>Remarks</i>
(5)	(6) Rs.	(7) Rs.	(8)
December 1997	126.50	57.75*	
September 1997	153.00	120.37*	
March 1998	158.00	...	
December 1997	117.26	...	
November 1998	For the incomplete work vide RE of GOI DO. No.F.43-I/93-TE-II Dt. 15-09-94	...	
To start when law & order is settled.	---	...	
1997-1998	The constn. agency has been requested to submit up to date exp. Statement.
Within 1 year from the date of commencement	- do -	...	
- do -	- do -	...	
- do -	- do -	...	
- do -	- do -	...	

* Information for 1998-99 to 2000-2001 not received (September 2001)

**APPEN-
STATEMENT OF COMMITMENTS - LIST OF**

Sl.No	Name of Project	Rs. 25 lakhs and above	
		Cost of Work & Sanction Order No. (Rs. In lakhs)	Date of Commencement
(1)	(2)	(3)	(4)
291.	Director, Sericulture Deptt. Constn. of Type Qtr. 1 No. each at Chandel	Rs.36.07 No.26/70/92-W 27-03-92	-----
292.	Director, Sericulture Deptts, Constn. of Type-II Qtr. For Seri (SH: Constn. of T-II 2 Nos. of Thoubal)	Rs.25.43 No.26/78/91-W 27-08-92	-----
293.	Director, Arts & Culture Deptt. Imprv. Of Khongjom War Memorial complex at Khongjom (SH: Constn. of Pedestral & Car Park.	Rs.26.87 No.26/101/95-W 21-03-96	March 1996
294.	Director, Social Welfare Deptt. Constn. of Office building at Khuman Lampak	Rs.31.96 No.26/73/84-W 27-03-84	March 1987
295.	Director, Tourism Deptt. Constn. of Yatri Niwas at Imphal	Rs.35.00 No.3-PYN(4)/96 25-03-96	April 1997
296.	Director, Health Services Constn. of National AIDS Control Cell at Lamphel	Rs.29.70	1996-97
297.	Director, Health Services Constn. of 2 O.T. Unit on the 2 nd Floor at J.N. Hospital, Porompat	Rs.28.00 No.26/48/96-W 20-03-91	1996-97
298.	Director, Health Services, CCPur Dist. - Constn. of Emergency & Casualty Block with link corridor etc. for D.H. at CCPur	Rs.94.71 No.26/60/96-W 29-03-97	1996-97
299.	Director, Health Services Thoubal Dist. - Constn. of Haoreibi Makha Leikai CHC.	Rs.63.76 No.26/11695-W 30-03-96	1996-97
300.	Director, Health Services Ukhrul Dist. Constn. of Kamjong Chassad CHC.	Rs.47.46 No.26/61/96-W 29-03-97	1996-97
301.	TMP, I-E/W (Sh: Constn. of RMC from RD 11 km to 12 kms. i/c. levelling of hill spur from RD 11.27 km 11.87 (Ph-I) for the portion from RD.11 km to 11.54 km.)	Rs.98.08	31-03-1992

DIX-II - Contd.**INCOMPLETE CAPITAL WORKS COSTING**

As on 31-03-2001

<i>Target Date of Completion</i>	<i>Revised Cost (if any) (Rs. In Lakhs)</i>	<i>Expenditure up to date 31-03-98</i>	<i>Remarks</i>
(5)	(6) Rs.	(7) Rs.	(8)
	10.71	0.15*	Not completed
	3.75	2.95*	Not yet completed
	35.00	13.47*	
February 1996	47.27	42.85*	Completed
July 1998	...	15.00*	
...	Agency for constn. was given to PDA & money deposited accordingly during 1996-97 but govt. revised the decision & identified PWD as the Agency
...	30.80	5.94*	Work being taken up
...	104.18	...	Work being taken up
...	70.14	28.43*	Work being taken up
...	52.16	...	Work being taken up
03-09-95	...	92.70*	Work in progress

* Information for 1998-99 to 2000-2001 not received (September 2001)

**APPEN-
STATEMENT OF COMMITMENTS - LIST OF**

<i>Sl.No</i>	<i>Name of Project</i>	Rs. 25 lakhs and above	
		<i>Cost of Work & Sanction Order No. (Rs. In lakhs)</i>	<i>Date of Commencement</i>
(1)	(2)	(3)	(4)
302.	TMP, I-E/W (Sh: Constn. of RMC from RD 11 km to 12 kms. i/c. levelling of hill spur from RD 11.27 km 11.87 Phase-II for the portion from RD.11.54 km to 12.00 km.	Rs.78.47 No.ACE/TMP/IFC/TS/91-92/1 28-08-91	04-09-92
303.	TMP, I-E/W work (Sh: Construction of Thoubal RMC from RD.8 km to 9 kms.	Rs.31.97 T/S.17.94 - do - 29-05-91	16-01-92
304.	TMP, F-C/D work (Sh: Constn. of Drainage syphon at RD.9.87 km TRMC) balance work	Rs.45.55 T/S. 19.86 No.Se/SW/TC-II/TA-TS/2/91-92/96 19-07-91	05-01-96
305.	TMP,I-E/W (Sh:- Constn. of TRMC from RD 3 kms. to 5 kms.) Balance work. 3km. to 4 km.	Rs.28.56 T/S.8.85 No.Se/SW/TC-II/TC-TS/88/48 08-12-88	07-05-97
306.	TMP, FCD Works (SH:- Constn. of Drainage syphons at RD-27.112 km) across Umangkhong stream	Rs.33.59 No.Se/TC-II/SW/Vol-4/95-96/314 28-07-95	23-07-96
307.	TMP, I-E/W (Sh: Constn.of Thoubal IMC from RD 26.780 km. to 27.795 kms.)	Rs.32.11 No.CE/I/SSW/TA-TS/3 04-01-93	16-06-93
308.	TMP (Sh:- Constn. of Spillway Intakes & Water conductor System)	Rs.1366.00 No.30/12/79-IMC 21-06-80	27-10-89
309.	Designing, Manufacture, erection, Commissioning of Power component	Rs.551.58 No.30/12/79-IMC 21-06-80	11-07-92
310.	TMP, I-E/W (Sh:- Constn.of TLMC from RD 27.795 to 29.115 km.)	Rs.25.08 No.SE/TC-II.SW/46/Vol-4/92-93/23-A 28-03-92	16-06-93

DIX-II - Contd.**INCOMPLETE CAPITAL WORKS COSTING**

As on 31-03-2001

<i>Target Date of Completion</i>	<i>Revised Cost (if any) (Rs. In Lakhs)</i>	<i>Expenditure up to date 31-03-98</i>	<i>Remarks</i>
(5)	(6) Rs.	(7) Rs.	(8)
03-09-95	...	35.51*	Work in progress
14-01-94	...	27.48*	Work in progress
04-01-97	...	13.23*	Work in progress
06-05-98	...	14.58*	Work in progress
...	<i>The work could not be started due to change of design and specification of canal and the work of D/S. at RD 24.418 were also delayed.</i>
15-05-94	<i>The work could not be started due to non-settlement of land dispute and change of canal design.</i>
31-03-2002	5606.55	929.87*	...
10-07-94	...	221.01*	...
15-05-94	<i>The work could not be started due to non-settlement of land dispute and change of canal design.</i>

* Information for 1998-99 to 2000-2001 not received (September 2001)

**APPEN-
STATEMENT OF COMMITMENTS - LIST OF**

<i>Sl.No</i>	<i>Name of Project</i>	<i>Rs. 25 lakhs and above</i>	
		<i>Cost of Work & Sanction Order No. (Rs. In lakhs)</i>	<i>Date of Commencement</i>
<i>(1)</i>	<i>(2)</i>	<i>(3)</i>	<i>(4)</i>
311.	TMP, FCD-Works (Sh:- Constn. of Canal syphone at RD 25.818 km. of IMC across Wangjing river	Rs.93.78 No.SE/TC-II/SW/46/93-94/115 09-12-93	02-09-94
312.	TMP: I-E/W (Sh: Constn. of LMC from RD 24.438 km. to 26,870 km.)	Rs.73.00 No.CE/I/SSW/TA-TA/2 04-01-93	-----
313.	(a) Nambul river Flood Control Project Phase-I	Rs.197.00 No.18/16/84-IFC(I) 03-02-92	1992
	(b) Nambul river Flood Control Project Phase-II	Rs.64.00 No.12/46/91-IFC/7 25-03-1992	1992
314.	Wangjing river flood control project	Rs.118.00 No. - do -	1989
315.	Merakhong river flood control project	Rs.116.00 No.18/15/84-IFC 05-11-84	1985
316.	Merakhong river flood control project Phase-II	Rs.64.31 No.12/46/91-IFC/7 25-03-92	1992
317.	FCS of Thoubal river from Umangkhong to Kiyam Makha Leikai 8/0 to 11/0 km.	Rs.430.00 No.12/44/91-IFC(S) 28-03-92	22-07-93
318.	FCS of Sekmai river from barrage site to Wabagai bridge (I-Earth work) Phase-II	Rs.2541.00 No.12/43/91-IFC/4 22-02-92 No.12/43/91-IFC/4 28-03-92	22-07-93
319.	Constn. of Yatriniwas at Imphal	Rs.35.00 No.7-PYN(4)/96 25-03-93	17-04-97

DIX-II - Contd.**INCOMPLETE CAPITAL WORKS COSTING**

As on 31-03-2001

<i>Target Date of Completion</i>	<i>Revised Cost (if any) (Rs. In Lakhs)</i>	<i>Expenditure up to date 31-03-2001</i>	<i>Remarks</i>
(5)	(6) Rs.	(7) Rs.	(8)
In progress	...	10.36*	The work is in progress and completed 40%
In progress	...	1.77*	The work could not be proceeded further due to non-finalisation of land dispute.
2004	1115	259.00	-----
2003	Under preparation	77.00	-----
2003	450 (1996)	273.00	-----
2000	427.50 (1996)	263.18*	-----
2003	723	314.00	
July 1995	...	22.00*	Revised estimate is being prepared.
July 1995	...	3.00*	Revised estimate is being prepared.
One year from the date of award of work	...	15.00*	...

* Information for 1998-99 to 2000-2001 not received (September 2001)

**APPEN-
STATEMENT OF COMMITMENTS - LIST OF**

<i>Sl.No</i>	<i>Name of Project</i>	Rs. 25 lakhs and above	
		<i>Cost of Work & Sanction Order No. (Rs. In lakhs)</i>	<i>Date of Commencement</i>
<i>(1)</i>	<i>(2)</i>	<i>(3)</i>	<i>(4)</i>
320.	Constn. of Health Resort at Imphal	Rs.47.90 No.7-PSW(49)/98 29-03-97	17-04-97
321.	Khuga Multipurpose project	Rs.15 crore No.26/4/80-IFC 12-08-80	1983
322.	Dolaithabi Barrage Project	Rs.18 crore No.15/4/94-IFC(Pt) 08-08-92	(1) 03-09-93 (2) 29-11-96
323.	Singda Irrigation Project	Rs.3.75 crore No.11-15(i) (19)/72 I&CAD 09-12-74	1975
324.	SH: 830 –Thoubal Project	Rs. 47.25 Crore No. 12-2(145)/78 I&CAD 01-06-1980	1980-81
325.	SH: 831 Singda Irrigation Project	Rs. 3.75 Crore No.11-15(1)(19)/72 I&CAD 25-07-1980	1975

DIX-II – Contd.**INCOMPLETE CAPITAL WORKS COSTING**

As on 31-03-2001

<i>Target Date of Completion</i>	<i>Revised Cost (if any)</i>	<i>Expenditure up to date 31-03-2001</i>	<i>Remarks</i>
(5)	(6) Rs.	(7) Rs.	(8)
One year from the date of award of work	...	20.00*	...
December 2001	Latest cost Rs.160.00 crores	Rs.1,60.00* crores	Work in progress
December 2003	Rs.52.91 crores	Rs.11.38* crores	Work in progress
2000	Rs.57.69 crore	Rs.56.81* Crores	Work in progress
(i)Barrage Component Completed in 1991	Rs.390.00 Crore	Rs. 188.65 Crores	Partial irrigation benefit accrued since 1991
(ii) Dam & Spillway in 2005			
(i)Irrigation & Water Supply component completed in 1995	Rs 68.14 Crores	Rs. 64.66 Crores	Benefits in terms of irrigations & Water supply are activated since 1995.
(ii) Power component in 2001-02.			

* Information for 1998-99 to 2000-2001 not received (September 2001)

**APPEN-
STATEMENT OF COMMITMENTS - LIST OF**

<i>Sl.No</i>	<i>Name of Project</i>	<i>Rs. 25 lakhs and above</i>	
		<i>Cost of Work & Sanction Order No. (Rs. In lakhs)</i>	<i>Date of Commencement</i>
<i>(1)</i>	<i>(2)</i>	<i>(3)</i>	<i>(4)</i>
326.	SH: 832 Khuga Irrigation Project	(i) Rs.15.00 Crores No.20(19)/80 I&CAD 25-07-1980 (ii) Rs.1.23 Crore No.26(19)A/88 28-07-1983	1982-83
327.	SA: Dolaithabi River Irrigation Project	Rs.18.86 Crores No.20(12)/89 I&CAD 11-06-1992	1992
328.	Flood Control Scheme of Waishel Drainage	Rs.0.49 Crores No.12/45/91-IFC/6 23-02-1992	1992

DIX-II - Concl'd.**INCOMPLETE CAPITAL WORKS COSTING**

As on 31-03-2001

<i>Target Date of Completion</i>	<i>Revised Cost (if any)</i>	<i>Expenditure up to date 31-03-2001</i>	<i>Remarks</i>
(5)	(6) Rs.	(7) Rs.	(8)
2003	Rs.160.19	Rs. 123.92 Crores	In Progress
2004	Rs.63.10	Rs. 18.21 Crores	In Progress
2003	Rs.196	Rs. 1.04 Crores	

