

**FINANCE ACCOUNTS
1999-2000**

GOVERNMENT OF MANIPUR

TABLE OF CONTENTS

Certificate of the Comptroller and Auditor General of India	Page(s)
Introductory	(iii) 1 - 4

PART - I :SUMMARISED STATEMENTS

No. 1	- Summary of Transactions	6 - 22
No. 2	- Capital Outlay - Progressive Capital Outlay to end of 1999-2000	23 - 25
No. 3	- Debt Position (i) Statement of Borrowings (ii) Other Obligations (iii) Service of Debt	26 - 29
No. 4	- Loans and Advances by State Government (i) Statement of Loans and Advances (ii) Recoveries in Arrears	30
No. 5	- Guarantees given by the Government for repayment of loans, etc. raised by statutory corporations, local bodies and other institutions.	31 - 32
No. 6	- Cash balances and investments of cash balances	33 - 35
No. 7	- Summary of balances under Consolidated Fund, Contingency Fund and Public Account	36 - 38

PART II - DETAILED ACCOUNTS AND OTHER STATEMENTS. A. REVENUE AND EXPENDITURE

No. 8	- Statement of revenue and expenditure under different heads expressed as a percentage of total revenue/ total expenditure	40 - 42
No. 9	- Statement showing the distribution between Charged and Voted Expenditure	43
No. 10	- Detailed Accounts of Revenue by Minor Heads	44 - 61
No. 11	- Detailed Accounts of Expenditure by Minor Heads	62 - 137
No. 12	- Detailed statement of capital expenditure during and to end of the year 1999-2000	138 - 179

No. 13	- Details of investment of Government in Statutory Corporations, Government Companies, Co-operative banks and Societies etc., up to the end of 1999-2000	180 - 197
No. 14	- Statement showing the capital and other expenditure (other than on revenue account) to end of 1999-2000 and the Principal sources from which funds were provided for that expenditure.	198 - 200

B. DEBT, CONTINGENCY FUND AND PUBLIC ACCOUNT

No. 15	- Detailed statements of receipts, disbursements and balances under heads of account relating to Debt, Contingency Fund and Public Account.	202 - 213
No. 16	- Detailed statement of Debt and Other interest-bearing Obligations of Government.	214 - 239
No. 17	- Detailed statement of loans and advances made by Government.	240 - 247
No. 18	- Statement showing the details of earmarked balances	248 - 249
Appendix-I :	Statement showing investment of Government as at the end of 1997-98, 1998-99 and 1999-2000 and dividend/ interest received therefrom during those years.	250 - 251
Appendix-II:	Statement of Commitments - List of Incomplete Capital Works Costing Rs. 25 lakhs and above as on 31-03- 2000.	252-325

*** (neihisial) ***

CERTIFICATE OF THE COMPTROLLER AND AUDITOR GENERAL OF INDIA

This compilation containing the Finance Accounts of the Government of Manipur for the year 1999 - 2000 presents the accounts of the receipts and outgoings of the Government for the year, together with the financial results disclosed by the revenue and capital accounts, the accounts of the public debt and the liabilities and assets as worked out from the balances recorded in the accounts. The Appropriation Accounts of the Government for the year for Grants and Charged Appropriations, presented separately, supplement this compilation.

These accounts have been prepared and examined under my direction in accordance with the requirements of the Comptroller and Auditor General's (Duties, Powers and Conditions of Service) Act, 1971. According to the best of my information, as a result of audit of these accounts, the accounts now presented read with the observations in this compilation, are correct statements of receipts and outgoings of the Government of Manipur for the year 1999-2000. Points of interest arising out of the study of these accounts as well as test audit conducted during the year or earlier years are contained in my Report(s) being presented separately for the year 1999-2000, Government of Manipur.

New Delhi,
The

4 DEC 2000

V. K. Shunglu

(V.K.SHUNGLU)

Comptroller and Auditor General of India

0000 0000

INTRODUCTORY

1. The accounts of Government are kept in the following three parts :-

Part I	Consolidated Fund
Part II	Contingency Fund
Part III	Public Account

In Part I namely Consolidated Fund, there are two main divisions, viz :-

- (1) Revenue - consisting of sections for 'Receipt heads (Revenue Account)' and 'Expenditure heads (Revenue Account)'.
- (2) Capital, Public Debt, Loans, etc. - consisting of sections for 'Receipt heads (Capital Account)', 'Expenditure heads (Capital Account)' and 'Public Debt, Loans and Advances, etc'.

The Revenue division deals with the proceeds of taxation and other receipts classed as revenue and the expenditure met therefrom, the net result of which represents the revenue surplus or deficit for the year.

In Capital division, the section 'Receipts Heads (Capital Account)' deals with receipts of capital nature which cannot be applied as a set-off to capital expenditure.

The section 'Expenditure Heads (Capital Account)' deals with expenditure met usually from borrowed funds with the object of increasing concrete assets of a material and permanent character. It also includes receipts of a capital nature intended to be applied as a set off against expenditure.

The section 'Public Debt, Loans and Advances, etc.' comprises loans raised and their repayments by Government such as 'Internal Debt' and 'Loans and Advances' made (and their recoveries) by Government. This section also includes certain special types of heads for transactions relating to 'Appropriation to the Contingency Fund' and 'Inter-State Settlement'.

In Part II, namely Contingency Fund, of the accounts, the transactions connected with the Contingency Fund established under Article 267 of the Constitution of India are recorded.

In Part III, namely Public Account, of the accounts, the transactions relating to 'Debt' (other than those included in Part I), 'Deposits', 'Advances', 'Remittances' and 'Suspense' are recorded. The transactions under 'Debt', 'Deposits' and 'Advances', in this part are those in respect of which Government incurs a liability to repay the moneys received or has a claim to recover the amounts paid, together with the repayments of the former ('Debt' and 'Deposits') and the recoveries of the latter ('Advances'). The transactions relating to 'Remittances' and 'Suspense' in this part embrace all merely adjusting heads under which appear such transactions as remittances of cash between treasuries and currency chests, transfers between different accounting circles, etc. The initial debits or credits to these heads will be cleared eventually by corresponding receipts or payments either within the same circle of account or in another account circle.

2. *Sectors and Heads of Accounts* :- Within each of the sections in Part I mentioned above, the transactions are grouped into sectors such as 'Tax Revenue', 'Non-Tax Revenue' and 'Grants-in-aid and contributions' for the receipt heads (revenue account), and 'General Services', 'Social Services', 'Economic Services' and 'Grants-in-aid and contributions' for expenditure heads. Specific functions or services (such as Education, Sports, Art and Culture, Health and Family Welfare, Water Supply, Sanitation, Housing and Urban Development, etc. in respect of Social Services) are grouped in Sectors for expenditure heads. In Part III (Public Account) also, the transactions are grouped into sectors, such as 'Small Savings', 'Provident Funds', 'Reserve Funds', etc. The Sectors are sub-divided into major heads of account. In some cases, the Sectors are, in addition, sub-divided into sub-sectors before their division into major heads of account.

The major heads are divided into sub-major heads in some cases and minor heads, with a number of subordinate heads, generally known as sub-heads. The sub-heads are further divided into detailed heads. Under each of these heads, the expenditure is shown distributed between charged and voted. Sometimes major heads are also divided into sub-major heads before their further division into minor heads. Apart from the Sectorial and sub-sectorial classification the Major Heads, Sub-Major Heads, Minor Heads, Sub-Heads, Detailed Heads and Object Heads together constitute a six-tier arrangement of the classification structure of the Government Accounts. The major, minor and sub-heads prescribed for the classification of expenditure in the general accounts are not necessarily identical with the Grants, sub-heads and other units of allotments which are adopted by the Governments for Demands for Grants presented to the Parliament or Legislatures but in general a certain degree of correlation is maintained between the Demands for Grants and the Finance Accounts.

The major heads of accounts, falling within the sectors for expenditure heads, generally correspond to functions of Government, while the minor heads, subordinate to them, identify the programmes undertaken to achieve the objectives of the function represented by the major head. The sub-head represents the scheme, the detailed head, the sub-scheme and object head the object level of classification.

3. Coding Pattern

Major Heads :- From 1st April 1987, a four digit Code has been allotted to the major heads, the first digit indicating whether the major head is a Receipt head or Revenue Expenditure head or Capital Expenditure head or a Loan head.

The first digit of code for Revenue Receipt head is either '0' or '1'. Adding 2 to the first digit code of the Revenue Receipt head will give the number allotted to corresponding Revenue Expenditure head; adding another 2, the Capital Expenditure; and another 2, the Loan head of Account. For example, for Crop Husbandry code 0401 represents the Receipt head, 2401 the revenue expenditure head, 4401 Capital Outlay head and 6401 Loan head.

Such a pattern is, however, not relevant for those departments which are not operating Capital/Loan heads of accounts e.g. Department of Supply. In a few cases, where receipt and expenditure are not heavy, certain functions have been combined under a single major head, the functions themselves forming sub-major heads under the Major head.

Sub Major Heads :- A two digit code has been allotted, the code starting from 01 under each Major Head. Where no sub-major head exists it is allotted a Code '00'. The nomenclature 'General' has been allotted Code '80' so that even after further sub-major heads are introduced the Code for 'General' will continue to remain the last one.

Minor Heads :- These have been allotted a three digit code, the codes starting from '001' under each sub major/major head (where there is no sub-major head). Codes from '001' to '100' and few codes '750' to '900' have been reserved for certain standard minor heads. The coding pattern for minor heads has been designed in such a way that in respect of certain minor heads having a common nomenclature under many major/sub-major heads, the same three digit code is adopted as far as possible.

Under this scheme of codification, the receipt major heads (revenue account) are assigned the block numbers from 0020 to 1606, expenditure major heads (revenue account) from 2011 to 3606, expenditure major heads (capital account) from 4046 to 5475, major heads under 'Public Debt' from 6001 to 6004 and those under 'Loans and Advances', 'Inter-State Settlement' and 'Transfer to Contingency Fund' from 6075 to 7999. The code number 4000 has been assigned for Capital receipt major head. The only major head 'Contingency Fund' in Part II 'Contingency Fund' has been assigned the code number 8000. The major heads in the Public Account are assigned the code numbers from 8001 to 8999.

4. The transactions included in these accounts represent mainly the actual cash receipts and disbursements during the financial year April to March as distinguished from amounts due to or from Government during the same period. The cash basis system is, however, not entirely suitable for recording the transactions and presenting the true state of affairs of Government commercial undertakings run on commercial principles. The detailed accounts of this class of undertakings are, therefore, maintained outside the regular accounts in proper commercial form and are subject to test check by the Indian Audit and Accounts Department.

5. The figures of actuals shown in these accounts are net, after taking into account the recoveries, although the Demands for Grants presented to Legislature and the Appropriation Accounts are for gross expenditure and exclude the credits and recoveries which are otherwise taken as reduction of expenditure.

_(nehsial)

PART - I
SUMMARISED STATEMENTS

**STATEMENT
SUMMARY OF
Actuals**

Receipts	1998-99	1999-2000	
(1)	(2)	(3)	
<i>(In lakhs of Rupees)</i>			
PART I - CONSOLIDATED			
(I) Revenue			
Receipt Heads (Revenue Account)			
A. Tax Revenue			
<i>(a) Taxes on Income and Expenditure</i>			
0021	Taxes on Income other than Corporation Tax	40,88.00	38,50.00
0028	Other Taxes on Income and Expenditure	5,60.16	9,57.93
	Total: <i>(a) Taxes on Income and Expenditure</i>	46,48.16	48,07.93
<i>(b) Taxes on Property and Capital Transactions</i>			
0029	Land Revenue	33.95	52.10
0030	Stamps and Registration Fees	1,23.20	1,46.39
	Total : <i>(b) Taxes on Property and Capital Transactions</i>	1,57.15	1,98.49
<i>(c) Taxes on Commodities and Services</i>			
0039	State Excise	1,82.51	1,39.01
0040	Sales Tax	19,42.21	22,87.47
0041	Taxes on Vehicles	1,10.88	2,33.30
0042	Taxes on Goods and Passengers	32.29	48.74
0043	Taxes and Duties on Electricity	0.04	54.62
0045	Other Taxes and Duties on Commodities and Services	89.31	75.48
	Total : <i>(c) Taxes on Commodities and Services</i>	23,57.24	28,38.62
	Total : A. Tax Revenue	71,62.55	78,45.04
B. Non-Tax Revenue			
<i>(a) Fiscal Services</i>			
0047	Other Fiscal Services	0.01	...
	Total : <i>(a) Fiscal Services</i>	0.01	...
<i>(b) Interest Receipts, Dividends and Profits</i>			
0049	Interest Receipts	81.65	69.44
0050	Dividends and Profits	*	0.01
	Total : <i>(b) Interest Receipts, Dividends and Profits</i>	81.65	69.45

* Rs. 120 only

**NO. 1
TRANSACTIONS**

(1)	Disbursement	Actuals	
		1998-99 (2)	1999-2000 (3)
<i>(In lakhs of Rupees)</i>			
FUND			
Expenditure Heads (Revenue Account)			
A. General Services			
<i>(a) Organs of State</i>			
2011	Parliament/ State/ Union Territory Legislatures	3,98.24	6,25.38
2012	President, Vice-President/ Governor/ Administrator of Union Territories	1,07.08	1,29.73
2013	Council of Ministers	1,32.93	2,01.28
2014	Administration of Justice	3,80.95	6,03.91
2015	Elections	1,42.87	10,76.70
	Total : <i>(a) Organs of State</i>	<u>11,62.07</u>	<u>26,37.00</u>
<i>(b) Fiscal Services</i>			
<i>(ii) Collection of Taxes on Property and Capital Transactions</i>			
2029	Land Revenue	5,83.63	12,01.34
2030	Stamps and Registration	29.18	52.18
	Total : <i>(ii) Collection of Taxes on Property and Capital Transactions</i>	<u>6,12.81</u>	<u>12,53.52</u>
<i>(iii) Collection of Taxes on Commodities and Services</i>			
2039	State Excise	81.22	1,90.98
2040	Sales Tax	92.40	1,71.76
2041	Taxes on Vehicles	1,13.54	2,12.68
2045	Other Taxes and Duties on Commodities and Services	5.66	5.20
	Total : <i>(iii) Collection of Taxes on Commodities and Services</i>	<u>2,92.82</u>	<u>5,80.62</u>
<i>(iv) Other Fiscal Services</i>			
2047	Other Fiscal Services	43.25	41.07
	Total : <i>(iv) Other Fiscal Services</i>	<u>43.25</u>	<u>41.07</u>
	Total : <i>(b) Fiscal Services</i>	<u>9,48.88</u>	<u>18,75.21</u>

**STATEMENT
SUMMARY OF
Actuals**

Receipts	1998-99	1999-2000
(1)	(2)	(3)
<i>(In lakhs of Rupees)</i>		
PART I - CONSOLIDATED		
(I) Revenue		
Receipt Heads (Revenue Account) -		
<i>Contd.</i>		
B. Non-Tax Revenue - Contd.		
<i>(c) Other Non-Tax Revenue</i>		
<i>(i) General Services</i>		
0051 Public Service Commission	3.47	0.15
0055 Police	75.12	71.32
0056 Jails	0.21	...
0058 Stationery and Printing	3.94	6.42
0059 Public Works	3,30.22	4,02.16
0070 Other Administrative Services	3,31.77	2,36.29
0071 Contributions and Recoveries towards Pension and Other Retirement Benefits	10.26	13.53
0075 Miscellaneous General Services	6,52.39	4,31.93
Total : (i) General Services	14,07.38	11,61.80
<i>(ii) Social Services</i>		
0202 Education, Sports, Art and Culture	41.99	81.72
0210 Medical and Public Health	16.00	79.07
0211 Family Welfare	0.15	2.27
0215 Water Supply and Sanitation	43.47	61.94
0216 Housing	26.22	43.11
0217 Urban Development	0.02	...
0220 Information and Publicity	3.84	2.33
0230 Labour and Employment	1.25	1.60
0235 Social Security and Welfare	2.04	3,19.35
0250 Other Social Services	0.41	...
Total : (ii) Social Services	1,35.39	5,91.39

**NO. 1
TRANSACTIONS**

(1)	Disbursement	Actuals	
		1998-99 (2)	1999-2000 (3)
<i>FUND -Contd.</i>			
<i>Contd.</i>			
<i>Expenditure Heads (Revenue Account) -Contd.</i>			
A. General Services - Concl'd.			
<i>(c) Interest Payments and Servicing of Debt</i>			
2049	Interest Payments	91,28.11	1,31,96.46
Total : <i>(c) Interest Payments and Servicing of Debt.</i>		<u>91,28.11</u>	<u>1,31,96.46</u>
<i>(d) Administrative Services</i>			
2051	Public Service Commission	64.49	95.04
2052	Secretariat - General Services	10,68.75	15,38.11
2053	District Administration	6,27.49	12,43.79
2054	Treasury Accounts and Administration	2,24.80	4,09.68
2055	Police	86,71.54	1,68,70.29
2056	Jails	3,28.61	5,23.50
2058	Stationery and Printing	1,63.68	3,02.30
2059	Public Works	7,36.96	12,50.50
2070	Other Administrative Services	7,26.11	12,94.35
Total : <i>(d) Administrative Services</i>		<u>1,26,12.43</u>	<u>2,35,27.56</u>
<i>(e) Pensions and Miscellaneous General Services</i>			
2071	Pensions & Other Retirement Benefits	53,66.63	1,45,16.71
2075	Miscellaneous General Services	26.22	56.94
Total : <i>(e) Pensions and Miscellaneous General Services</i>		<u>53,92.85</u>	<u>1,45,73.65</u>
Total : A. General Services		<u>2,92,44.34</u>	<u>5,58,09.88</u>

**STATEMENT
SUMMARY OF
Actuals**

Receipts	1998-99	1999-2000
(1)	(2)	(3)
	<i>(In lakhs of Rupees)</i>	
	PART I - CONSOLIDATED	
	(I) Revenue	
Receipt Heads (Revenue Account) - <i>Contd.</i>		
B. Non-Tax Revenue - Concl.		
<i>(c) Other Non-Tax Revenue - Concl.</i>		
<i>(iii) Economic Services</i>		
0401	13.26	18.54
0402	0.27	0.10
0403	13.39	9.94
0404	6.12	4.96
0405	5.69	11.38
0406	70.46	79.42
0407
0408	0.30	0.07
0415
0425	5.37	4.68
0435	6.83	2.91
0515	4.09	4.96
0552	0.06	...
0701	18.48	37.87
0702	0.38	4.54
0801	13,04.19	22,21.73
0802	0.02	0.01
0810	8.66	0.39
0851	12.12	8.48
0852	5.87	0.01
0853	0.10	...
0875	24.41	4.12
1054	24.87	7.26
1425	0.48	0.08
1452	0.64	18.55
1475	1.78	2.15
Total : <i>(iii) Economic Services</i>	15,27.84	24,42.15
Total : <i>(c) Other Non-Tax Revenue</i>	30,70.61	41,95.34
Total : B. Non-Tax Revenue	31,52.27	42,64.79

**NO. 1
TRANSACTIONS**

(1)	Disbursement	Actuals	
		1998-99 (2)	1999-2000 (3)
<i>(In lakhs of Rupees)</i>			
FUND -Contd.			
Contd.			
Expenditure Heads (Revenue Account) -Contd.			
B. Social Services			
<i>(a) Education, Sports, Art and Culture</i>			
2202	General Education	1,76,13.26	3,20,71.03
2203	Technical Education	1,32.16	2,43.26
2204	Sports and Youth Services	7,59.10	8,70.43
2205	Art and Culture	2,39.68	3,31.18
Total : (a) Education, Sports, Art and Culture		1,87,44.20	3,35,15.90
<i>(b) Health and Family Welfare</i>			
2210	Medical and Public Health	40,65.66	66,07.10
2211	Family Welfare	7,39.35	9,27.36
Total : (b) Health & Family Welfare		48,05.01	75,34.46
<i>(c) Water Supply, Sanitation, Housing and Urban Development</i>			
2215	Water Supply and Sanitation	8,18.04	14,39.23
2216	Housing	2,23.81	3,23.88
2217	Urban Development	4,53.05	2,71.12
Total : (c) Water Supply, Sanitation, Housing and Urban Development		14,94.90	20,34.23
<i>(d) Information and Broadcasting</i>			
2220	Information and Publicity	2,75.36	2,35.11
Total : (d) Information & Broadcasting		2,75.36	2,35.11
<i>(e) Welfare of Scheduled Castes, Scheduled Tribes and Other Backward Classes</i>			
2225	Welfare of Scheduled Castes, Scheduled Tribes and Other Backward Classes	23,53.52	29,29.85
Total : (e) Welfare of Scheduled Castes, Scheduled Tribes and Other Backward Classes		23,53.52	29,29.85

Receipts		STATEMENT SUMMARY OF Actuals	
		1998-99 (2)	1999-2000 (3)
(1)	<i>(In lakhs of Rupees)</i>		
PART I - CONSOLIDATED			
(I) Revenue			
Receipt Heads (Revenue Account) - <i>Concl'd.</i>			
C. Grants-In-Aid and Contributions			
1601	Grants-In-Aid from Central Government	5,02,83.13	6,69,37.97
1603	States' Share of Union Excise Duties	2,90,80.00	2,79,37.00
Total : C Grants-in-Aid and Contributions		<u>7,93,63.13</u>	<u>9,48,74.97</u>
Total : Receipt Heads (Revenue Account)		<u>8,96,77.95</u>	<u>10,69,84.80</u>

**NO. 1
TRANSACTIONS**

(1)	Disbursement	Actuals	
		1998-99 (2)	1999-2000 (3)
<i>(In lakhs of Rupees)</i>			
FUND -Contd.			
Contd.			
Expenditure Heads (Revenue Account) -Contd.			
B. Social Services - Concl'd.			
<i>(f) Labour and Labour Welfare</i>			
2230	Labour and Employment	2,51.92	4,22.64
	Total : <i>(f) Labour and Labour Welfare</i>	<u>2,51.92</u>	<u>4,22.64</u>
<i>(g) Social Welfare and Nutrition</i>			
2235	Social Security Services	20,83.57	26,79.46
2236	Nutrition	2,32.66	2,33.94
2245	Relief on account of Natural Calamities	2,82.00	6,68.25
	Total : <i>(g) Social Welfare and Nutrition</i>	<u>25,98.23</u>	<u>35,81.65</u>
<i>(h) Others</i>			
2250	Other Social Services	26.14	13.62
2251	Secretariat - Social Services	1,81.65	3,18.53
	Total : <i>(h) Others</i>	<u>2,07.79</u>	<u>3,32.15</u>
	Total : B. Social Services	<u>3,07,30.93</u>	<u>5,05,85.99</u>
C. Economic Services			
<i>(a) Agriculture and Allied Activities</i>			
2401	Crop Husbandry	18,10.00	35,10.89
2402	Soil and Water Conservation	5,53.12	7,68.81
2403	Animal Husbandry	12,97.83	26,22.70
2404	Dairy Development	40.36	69.27
2405	Fisheries	5,90.23	10,35.70
2406	Forestry and Wild Life	15,51.77	20,46.09
2407	Plantations	15.92	7.84
2408	Food Storage and Warehousing	3,20.11	5,61.42
2415	Agricultural Research and Education	1,20.55	2,16.86
2425	Co-operation	4,31.23	8,24.20
2435	Other Agricultural Programme	4.02	4.05
	Total : <i>(a) Agriculture & Allied Activities</i>	<u>67,35.14</u>	<u>1,16,67.83</u>

**STATEMENT
SUMMARY OF
Actuals**

Receipts	1998-99	1999-2000
(1)	(2)	(3)
	<i>(In lakhs of Rupees)</i>	
	PART I - CONSOLIDATED	
	(I) Revenue	

NO. 1
TRANSACTIONS

(1)	Disbursement	Actuals	
		1998-99 (2)	1999-2000 (3)
<i>(In lakhs of Rupees)</i>			
FUND -Contd.			
Contd.			
Expenditure Heads (Revenue Account) - Contd.			
C. Economic Services - Contd.			
<i>(b) Rural Development</i>			
2501	Special Programmes for Rural Development	1,34.20	1,10.90
2505	Rural Employment	11,84.87	11,57.25
2515	Other Rural Development Programmes	6,28.13	12,75.52
	Total : <i>(b) Rural Development</i>	<u>19,47.20</u>	<u>25,43.67</u>
<i>(c) Special Areas Programmes</i>			
2552	North Eastern Areas	17.33	27.41
	Total : <i>(c) Special Areas Programmes</i>	<u>17.33</u>	<u>27.41</u>
<i>(d) Irrigation and Flood Control</i>			
2701	Major and Medium Irrigation	9,74.14	15,46.12
2702	Minor Irrigation	2,77.15	5,11.24
2705	Command Area Development	3,09.50	3,13.29
2711	Flood Control and Drainage	5,73.55	9,51.79
	Total : <i>(d) Irrigation and Flood Control</i>	<u>21,34.34</u>	<u>33,22.44</u>
<i>(e) Energy</i>			
2801	Power	42,09.43	30,96.24
2810	Non-Conventional Sources of Energy	28.81	51.64
	Total : <i>(e) Energy</i>	<u>42,38.24</u>	<u>31,47.88</u>
<i>(f) Industry and Minerals</i>			
2851	Village and Small Industries	14,79.70	31,00.01
2852	Industries	40.46	54.85
2853	Non-Ferrous Mining and Metallurgical Industries	64.46	1,21.24
	Total : <i>(f) Industry and Minerals</i>	<u>15,84.62</u>	<u>32,76.10</u>
<i>(g) Transport</i>			
3054	Roads and Bridges	11,46.98	26,22.85
3055	Transport	16.72	26.17
	Total : <i>(g) Transport</i>	<u>11,63.70</u>	<u>26,49.02</u>

**STATEMENT
SUMMARY OF
Actuals**

Receipts	1998-99	1999-2000
(1)	(2)	(3)
	<i>(In lakhs of Rupees)</i>	
	PART I - CONSOLIDATED	
	(I) Revenue	

(2) Capital, Public Debt, Loans etc.

E. Public Debt			
6003	Internal Debt of the State Government	6,53,48.56	11,81,35.50
6604	Loans and Advances from the Central Government	1,47,15.02	92,86.84
	Total : E. Public Debt	8,00,63.58	12,74,22.34
F. Loans and Advances			
	Recoveries of Loans and Advances	39.41	55.83
	Total : F. Loans and Advances	39.41	55.83
	Total : Consolidated Fund	16,97,80.94	23,44,62.97

**NO. 1
TRANSACTIONS**

(1)	Disbursement		Actuals	
	1998-99	1999-2000	(2)	(3)
	<i>(In lakhs of Rupees)</i>			
FUND -Concl'd.				
Concl'd.				
Expenditure Heads (Revenue Account) - <i>Concl'd.</i>				
C. Economic Services - Concl'd.				
<i>(i) Science, Technology and Environment</i>				
3425	Other Scientific Research	49.36	99.10	
3435	Ecology and Environment	67.93	65.63	
Total : <i>(i) Science, Technology and Environment</i>		<u>1,17.29</u>	<u>1,64.73</u>	
<i>(j) General Economic Services</i>				
3451	Secretariat - Economic Services	7,28.32	8,14.28	
3452	Tourism	88.78	1,20.08	
3454	Census Surveys and Statistics	2,74.02	4,93.82	
3475	Other General Economic Services	72.27	1,75.50	
Total : <i>(j) General Economic Services</i>		<u>11,63.40</u>	<u>16,03.68</u>	
Total : C. Economic Services		<u>1,91,01.26</u>	<u>2,84,02.75</u>	
Total : Expenditure Heads (Revenue Account)		<u>7,90,76.53</u>	<u>13,47,98.62</u>	
Revenue Surplus(+)/Deficit(-)		<u>(+)1,06,01.42</u>	<u>(-)2,78,13.82</u>	
(2) Capital, Public Debt, Loans etc.				
Expenditure Heads (Capital Account)				
<i>(Figures for each Major head are given in Statement No. 2)</i>				
		<u>2,14,24.65</u>	<u>3,63,76.51</u>	
E. Public Debt				
6003	Internal Debt of the State Government	4,24,49.02	12,61,60.55	
6004	Loans and Advances from the Central Government.	98,59.11	28,93.58	
Total : E. Public Debt.		<u>5,23,08.13</u>	<u>12,90,54.13</u>	
<i>F. Loans and Advances</i>				
Loans and Advances		<u>44.35</u>	<u>2,60.18</u>	
Total : F. Loans and Advances		<u>44.35</u>	<u>2,60.18</u>	
Total : Consolidated Fund		<u>15,28,53.66</u>	<u>30,04,89.44</u>	

Receipts (1)	STATEMENT SUMMARY OF Actuals	
	1998-99 (2)	1999-2000 (3)
	<i>(In lakhs of Rupees)</i>	
PART III - PUBLIC		
I. Small Savings, Provident Funds, etc ^(B)	52,50.88	3,34,04.91
J. Reserve Funds ^(C)		
Reserve Funds not bearing Interest	2,75.95	2,63.50
K. Deposits and Advances ^(C)		
Deposits bearing interest
Deposits not bearing Interest	71,68.07	87,88.27
Advances	4,04.54	5,92.68
L. Suspense and Miscellaneous ^(C)	3,15,36.79	2,96,22.79
M. Remittances ^(C)	3,82,22.94	4,25,12.02
Total : Public Account	<u>8,28,59.17</u>	<u>11,51,84.17</u>
Total : Receipts	<u>25,26,40.12</u>	<u>34,96,47.14</u>
Opening Cash Balance :	<u>1,66.76</u>	<u>1,39,09.55</u>
Grand Total :	<u>25,28,06.88</u>	<u>36,35,56.69</u>

^(B) A more detailed account is given in Statement No. 16

^(C) A more detailed account is given in Statement No. 15

**NO. 1
TRANSACTIONS**

(1)	Disbursement		Actuals	
	1998-99		1999-2000	
	(2)	(3)	(2)	(3)
	<i>(In lakhs of Rupees)</i>			
ACCOUNT				
I. Small Savings, Provident Funds, etc ^(B)	45,07.83		46,02.88	
J. Reserve Funds ^(C)				
Reserve Funds not bearing Interest	0.57		21.21	
K. Deposits and Advances ^(C)				
Deposits bearing Interest	...		0.10	
Deposits not bearing Interest	72,60.53		93,59.34	
Advances	4,73.37		5,94.27	
L. Suspense and Miscellaneous ^(C)	3,40,16.22		1,65,84.69	
M. Remittances ^(C)	3,97,85.15		4,43,67.48	
Total : Public Account	<u>8,60,43.67</u>		<u>7,55,29.97</u>	
Total : Disbursements	<u>23,88,97.33</u>		<u>37,60,19.41</u>	
Closing Cash Balance :	<u>1,39,09.55</u>		<u>-1,24,62.72</u>	
Grand Total :	<u>25,28,06.88</u>		<u>36,35,56.69</u>	

^(B) A more detailed account is given in Statement No. 16

^(C) A more detailed account is given in Statement No. 15

STATEMENT NO. 1 - Contd.

Explanatory Notes

The transactions on revenue account resulted in deficit of Rs. 2,78.14 crores in 1999-2000 as against surplus of Rs.1,06.01 crores in 1998-1999. Taking into account the transactions other than on revenue account, Public Account, there was an overall deficit of Rs. 2,63.73 crore during 1999-2000 as against surplus of Rs. 1,37.42 crore during 1998-1999 as indicated below :-

(1)	1998-99 (2)	1999-2000 (3)
	<i>(In crores of rupees)</i>	
Opening Cash Balance	1.67	1,39.10
<i>Part-I - Consolidated Fund</i>		
(a) Transactions on Revenue Account		
(i) Receipts	8,96.78	10,69.85
(ii) Expenditures	7,90.77	13,47.99
(iii) Revenue surplus (+)/Deficit (-)	(+1,06.01	(-)2,78.14
(b) Transactions other than on Revenue Account		
(i) Capital Expenditure - Payments(-)	(-)2,14.25	(-)3,63.77
(ii) Public Debt (net)- Receipts(+)/ Payments(-)	(+2,77.55	(-) 16.32
(iii) Loans and Advance by the State Government (net) - Payment(-)	(-) 0.05	(-) 2.04
Total : <i>Consolidated Fund - (net)</i> "A"	<u>(+) 1,69.26</u>	<u>(-)6,60.27</u>
<i>Part- III : Public Account</i>		
Small Savings, Provident Funds, Reserve Funds, Deposits and Advances and Suspense and Miscellaneous (net) - Receipts (+)/ Payments (-)	(-) 16.22	(+4,15.09
Remittances (net) -Receipts (+)/ Payments (-)	(-) 15.62	(-) 18.55
Total : :Public Account (net) -Receipts (+)/ Payments (-)	<u>(-)31.84</u>	<u>(+)3,96.54</u>
Overall deficit (-)/ surplus (+)	<u>(+) 1,37.42</u>	<u>(-)2,63.73</u>
Closing cash balance	<u>1,39.09</u>	<u>(-)1,24.63</u>

"A" corrected

STATEMENT NO. 1 - *Contd.*

- 2.(a) Receipts from Government of India: Of the revenue receipts of Rs.10,69.85 crores in 1999-2000, Rs. 9,87.25 crores were received from the Government of India as follows :-

	Amount (In crores of Rupees)
(i) Taxes on Income Other than Corporation Tax	38.50
(ii) Grants-in-aid from the Central Government	6,69.38
(iii) State share of Union Excise Duties	2,79.37
Total :	<u>9,87.25</u>

- (b) Revenue raised by the Government :

The revenue raised by the State Government was Rs. 82.60 crores and comprised of the following :

	(In crores of rupees)
(i) Tax Revenue	39.95
(ii) Non-Tax Revenue	42.65
	<u>82.60</u>

3. Taxation charges during the year : No new tax was levied during the year.
4. *Revenue receipts* : There was a net increase of Rs. 1,73.07 crores in the revenue receipts. The increase was from Rs.8,96.78 crores to Rs.10,69.85 crores during the year 1998-99 to 1999-2000. The increase occurred mainly under :-

<i>Major Head of Account</i> (1)	<i>Increase</i> (2)	<i>Main reasons</i> (3)
	<i>(In crores of rupees)</i>	
0028 Other taxes on Income and Expenditure	3.97	More receipt on Professional taxes, etc.
0040 Sales Tax	3.45	More receipt of Sales Tax
0041 Taxes on Vehicle	1.22	More collection of Taxes on Vehicles
0235 Social Security and Welfare	3.17	More receipt under other receipts
0801 Power	9.18	More collection from consumers
1601 Grants-in-aid from Central Govt.	1,66.55	Increase in Grant-in-Aid from Central Government

These increases were partly off-set by decreases mainly under:-

<i>Major Head of Account</i> (1)	<i>Decrease</i> (2)	<i>Main reasons</i> (3)
	<i>(In crores of rupees)</i>	
0021 Taxes on Income other than Corporation Tax	2.38	Less receipts under net proceeds of Income other than Corporation Tax
0075 Miscellaneous General Services	2.20	Less collection on State Lotteries

STATEMENT NO. 1 - Concl'd.

<i>Major Head of Account</i> (1)	<i>Decrease</i> (2) (In crores of rupees)	<i>Main reasons</i> (3)
1603 State's Share of Union Excise Duties	11.43	Decrease in State Share of Union Excise Duties

5. *Expenditure on Revenue Account* : There was a net increase of Rs.5,57.22 crores in the expenditure on Revenue Account. The increase was from Rs.7,90.77 crores to Rs.13,47.99 crores during the year 1998-99 to 1999-2000. The increase occurred mainly under :-

<i>Major Head of Account</i> (1)	<i>Increase</i> (2) (In crores of rupees)	<i>Main reasons</i> (3)
2049 Interest Payment	40.68	More Payment of Interest on Loans from Autonomous or Statutory Organisation
2055 Police	81.99	More expenditure on Special Police force and Wireless and Computers.
2071 Pensions & Other Retirement Benefits	91.50	More expenditure to pensioners under ROP'99
2202 General Education	1,44.58	More expenditure on Primary and Secondary Schools.
2210 Medical and Public Health	25.41	More expenditure on Hospital and Dispensaries
2401 Crop Husbandry	17.01	More expenditure for Regional Pulse and Oil Seeds Production Farm, Gamphazawl
2403 Animal Husbandry	13.25	More expenditure on Direction & Administration and Veterinary Services and Animal Health
2851 Village & Small Industries	16.20	More expenditure on Direction and Administration
3054 Roads and Bridges	14.76	More expenditure on Direction and Administration and Road Works

These increases were partly off-set by decreases mainly under :-

<i>Major Head of Account</i> (1)	<i>Decrease</i> (2) (In crores of rupees)	<i>Main reasons</i> (3)
2217 Urban Development	1.82	Less expenditure on Assistance to Local Bodies, Corporations, Urban Development Authorities/ Town Improvement Boards
2220 Information and Publicity	0.40	Less expenditure on Photo Services
2801 Power	11.13	Less expenditure on Purchase of Power

STATEMENT NO. 2
CAPITAL OUTLAY-PROGRESSIVE CAPITAL OUTLAY TO THE END OF 1999-2000

<i>Nature of expenditure</i>	<i>Expenditure to the end of 1998-99</i>	<i>Expenditure during 1999-2000</i>	<i>Expenditure to the end of 1999-2000</i>
(1)	(2)	(3)	(4)
	<i>(In lakhs of rupees)</i>		
4059 Capital Outlay on Public Works	93,18.93	5,23.76	98,42.69
4070 Capital Outlay on Other Administrative Service	64.27	...	64.27
4202 Capital Outlay on Education, Sports, Art and Culture	1,60,63.11	4,07.50	1,64,70.61
4210 Capital Outlay on Medical and Public Health	21,88.19	7.60	21,95.79
4211 Capital Outlay on Family Welfare	3,20.24	...	3,20.24
4215 Capital outlay on Water Supply and Sanitation	3,05,57.34	58,30.53	3,63,87.87
4216 Capital Outlay on Housing	70,96.51	8,50.80	79,47.31
4217 Capital Outlay on Urban Development	22,06.29	28.00	22,34.29
4220 Capital Outlay on Information and Publicity	17.47	...	17.47
4225 Capital Outlay on Welfare of Scheduled Castes, Scheduled Tribes and other Backward Classes	1,34.99	...	1,34.99
4235 Capital Outlay on Social Security and Welfare	1,64.87	5.99	1,70.86
4250 Capital Outlay on other Social Services	1,53.55	...	1,53.55
4401 Capital Outlay on Crop Husbandry	10,28.78	25.60	10,54.38
4402 Capital Outlay on Soil and Water Conservation	18,40.58	0.43	18,41.01
4403 Capital Outlay on Animal Husbandry	8,20.15	3.31	8,23.46
4404 Capital Outlay on Dairy Development	1,17.28	1.63	1,18.91
4405 Capital Outlay on Fisheries	2,88.23	0.50	2,88.73
4406 Capital Outlay on Forestry and Wild life	7.42	...	7.42

STATEMENT No. 2 -Contd.
CAPITAL OUTLAY-PROGRESSIVE CAPITAL OUTLAY TO THE END OF 1999-2000

<i>Nature of expenditure</i>	<i>Expenditure to the end of 1998-99</i>	<i>Expenditure during 1999-2000</i>	<i>Expenditure to the end of 1999-2000</i>
(1)	(2)	(3)	(4)
	<i>(In lakhs of rupees)</i>		
4408 Capital Outlay on Food Storage and Warehousing	6,08.68	- 83.66	5,25.02
4415 Capital Outlay on Agricultural Research and Education	9,85.32	1,07.05	10,92.37
4416 Investments in Agricultural Financial Institutions	2,13.07	35.34	2,48.41
4425 Capital Outlay on Co-operation	17,22.77	2,10.24	19,33.01
4515 Capital Outlay on Other Rural Development Programmes	40.18	2.70	42.88
4552 Capital Outlay on North Eastern Areas	68,32.89	74.11	69,07.00
4701 Capital Outlay on Major and Medium Irrigation	3,96,23.16	37,62.28	4,33,85.44
4702 Capital Outlay on Minor Irrigation	43,13.01	4,54.65	47,67.66
4705 Capital Outlay on Command Area Development	13.61	...	13.61
4711 Capital Outlay on Flood Control Projects	46,04.24	1,99.66	48,03.90
4801 Capital Outlay on Power Projects	4,42,32.43	1,85,66.22	6,27,98.65
4851 Capital Outlay on Village and Small Industries	16,94.51	3,12.47	20,06.98
4852 Capital Outlay on Iron and Steel Industries	52.15	...	52.15
4853 Capital Outlay on Non-Ferrous Mining and Metallurgical Industries	38.37	...	38.37
4854 Capital Outlay on Cement and Non-Metallic Mineral Industries	29.85	1,10.00	1,39.85
4859 Capital Outlay on Telecommunication and Electronic Industries	1,89.40	...	1,89.40

STATEMENT NO. 2 -Concl'd.

CAPITAL OUTLAY-PROGRESSIVE CAPITAL OUTLAY TO THE END OF 1999-2000

<i>Nature of expenditure</i>	<i>Expenditure to the end of 1998-99</i>	<i>Expenditure During 1999-2000</i>	<i>Expenditure to the end of 1999-2000</i>
(1)	(2)	(3)	(4)
	<i>(In lakhs of rupees)</i>		
4860 Capital Outlay on Consumer Industries	24,25.88	2,24.97	26,50.85
4885 Other Capital Outlay on Industries and Minerals	3,07.55	...	3,07.55
5054 Capital Outlay on Roads and Bridges	5,05,41.36	45,69.17	5,51,10.53
5055 Capital Outlay on Road Transport	30,95.19	1,26.22	32,21.41
5425 Capital Outlay on other Scientific and Environmental Research	80.35	5.00	85.35
5452 Capital Outlay on Tourism	4,93.52	14.44	5,07.96
Total :	<u>23,45,25.69</u>	<u>3,63,76.51</u>	<u>27,09,02.20</u>

Explanatory Notes

1. The Government invested Rs. 5,98.46 lakhs during 1999-2000 out of which Rs.1,20.00 lakhs was invested in Statutory Corporations. The details of the Government investments as at the end of March 2000 are given in Statement No. 13. The investments as at the end of 1997-98, 1998-99 and 1999-2000 as also Dividend / Interest received by the Government thereon during those years are given in Appendix at the last page.
2. The financial results of the working of the departmentally managed Commercial Undertakings as disclosed in the latest available Proforma Accounts are as follows :
 - (i) 4408 Capital Outlay on Food Storage and Warehousing

The accumulated loss by the Food and Civil Supply Department on the "Scheme for purchase of food grains" to the end of March 1986, the year upto which Proforma Accounts have been received was Rs. 73.91 crores. The accounts for the years from 1986-87 to 1999-2000 were in arrears.

- (ii) 4801 Capital Outlay on Power Project

The accumulated loss sustained by the Manipur Electric Supply Undertakings to the end of 1982-83, the year up to which Proforma Accounts have been received was Rs. 59.19 crores. The accounts for the years 1983-84 to 1999-2000 were in arrears.

STATEMENT No. 3

DEBT POSITION

(i) STATEMENT OF BORROWINGS

<i>Nature of borrowing</i>	<i>Balance on 1st April 1999</i>	<i>Receipts During the year</i>	<i>Repayments During the year</i>	<i>Balance on 31st March 2000</i>	<i>Net Increase + Decrease -</i>
(1)	(2)	(3)	(4)	(5)	(6)
<i>(In crores of rupees)</i>					
E Public Debt					
1 Internal Debt of the State Govt.	7,34.23	11,81.35	12,61.60	6,53.98	-80.25
2 Loans & Advances from the Central Govt.	3,34.90	92.87	28.94	3,98.83	+63.93
Total: <i>Public Debt</i>	10,69.13	12,74.22	12,90.54	10,52.81	-16.32
I. Small Savings, Provident Funds, etc.	1,79.65	3,34.05	46.03	4,67.67	+2,88.02
<i>Grand Total :</i>	12,48.78	16,08.27	13,36.57	15,20.48	+2,71.70

No law has been passed by the Legislature of the State under the provisions of Article 293 of the Constitution laying down the limit within which Government may borrow on the security of the Consolidated Fund of the State.

Explanatory Notes

1. *Internal Debt of the State Government* - This covers mainly long term loans raised in the open market, borrowings from autonomous bodies like the Life Insurance Corporation of India, National Co-operative Development Corporation, etc., and borrowings of a purely temporary nature repayable within twelve months, such as ways and means advances from the Reserve Bank of India.

(i) Market Loans bearing interest.

During the year, a loan of Rs. 30.39 crores was raised redeemable at par in 2009 and carrying 11.85 per cent interest for Rs.9.75 crores and 12.25 per cent for Rs.20.64 crores.

(ii) Loans from the Life Insurance Corporation of India.

The State Government received no loan from the Life Insurance Corporation of India during the year 1999-2000 but paid Rs. 0.45 crore in repayment of outstanding loans. The State Government did not raise any loan from the General Insurance Corporation of India during 1999-2000.

STATEMENT No. 3 - *Contd.*

DEBT POSITION
(i) STATEMENT OF BORROWINGS

(iii) Loans from the National Bank for Agricultural and Rural Development.

These loans are meant for contribution to Share Capital of the Co-operative Credit Institutions.

(iv) Loans from other Institutions

Position of loans is given in Annexure to Statement No. 16

(v) Ways and Means Advances from the Reserve Bank of India.

These are borrowings of the purely temporary nature to cover the deficit in the minimum cash balance of Rs. 24 lakhs required to be maintained with the Bank. In addition to the Ways and Means Advances, Overdrafts are given by the Bank, if the State Government has a minus balance even after availing of the maximum advance. The State Government obtained Ways and Means Advances and Overdrafts to the extent indicated below from the Reserve Bank of India during 1999-2000.

	<i>Opening Balance</i>	<i>Receipts</i>	<i>Repayments</i>	<i>Balance as on 31st March 2000</i>	<i>Interest Paid</i>
	(1)	(2)	(3)	(4)	(5)
	(In crores of rupees)				
1) Ways and Means Advances	27.66	1,69.44	1,68.89	28.21	1.75
2) Shortfall and Overdrafts	3,83.27	9,61.69	10,68.12*	2,76.84	2.20
Total :	4,10.93	11,31.13	12,37.01	3,05.05	3.95

2. *Loans and Advances from the Central Government* - Details of loans taken by the State from Government of India are given in Annexure to Statement No.16.

Arrangements for amortisation - The Government of Manipur have not considered any arrangement necessary for amortisation of loans taken from Government of India; their view is that in the present context when all the resources available with the State are mobilized for financing development schemes and when no real surplus is available for redemption of debt, there is no reasons for disturbing the revenue accounts by including provision for non-obligatory sinking funds for repayment of loans.

3. Small Savings, Provident Funds, etc. - This comprises the provident fund balances of Government servants and certain other funds. The particulars are given in Statement No. 16.

* The figure includes adjustment amounting to Rs.383.27 crore relating to the period 1995-96 to 1998-99.

STATEMENT No. 3 - *Contd.*

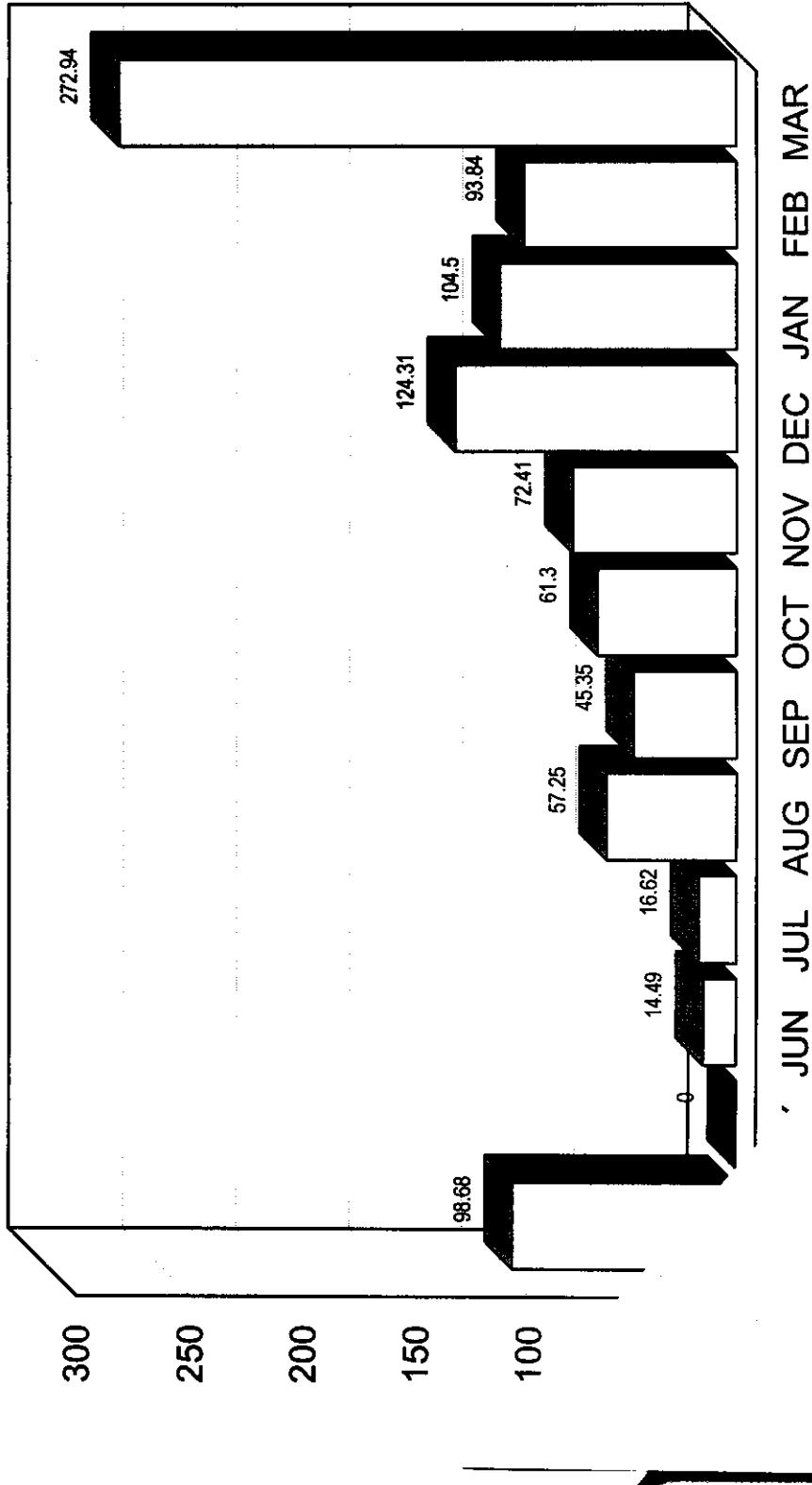
DEBT POSITION
(ii) OTHER OBLIGATIONS


In addition to the above, the balance at the credit of earmarked and other funds as also certain deposits, to the extent to which they have not been invested but are merged with the general cash balance of Government, also constitute the liability of Government. The amount of such liability at the end of 1999-2000 was Rs.1,78.03 crores as shown below; further details are given in Statement Nos. 15 and 18 :

<i>Nature of borrowing</i>	<i>Balance on 1st April 1998</i>	<i>Receipts During the year</i>	<i>Repayments During the year</i>	<i>Balance on 31st March 2000</i>	<i>Net Increase + Decrease -</i>
(1)	(2)	(3)	(4)	(5)	(6)
			(In crores of rupees)		
Interest bearing obligations -					
Deposits of Local Funds, etc.	2.36	2.36	...
Non-Interest Bearing obligations					
(i) Other earmarked funds, etc.	11.09	2.64	0.21	13.52	2.43
(ii) Deposits of Local Funds, Civil Deposits, etc.	1,67.86	87.88	93.59	1,62.15	- 5.71
Total:	1,81.31	90.52	93.80	1,78.03	- 3.28

OVERDRAFT OF THE STATE DURING 1999-2000

(Rupees in Crores)





STATEMENT NO. 3 - *Concl'd.*

DEBT POSITION
(iii) SERVICE OF DEBT

Interest on debt and other obligations - The outstanding gross debt and other obligations and the total net amount met from revenue during 1998-99 and 1999-2000 on interest charged thereon were as shown below :

(1)	1998-99 (2)	1999-2000 (3)	<i>Net Increase + Decrease - During the year</i> (4)
	(In crores of rupees)		
Gross debt outstanding at the end of the year	12,48.78	15,20.48	+2,71.70
Other obligations at the end of the year.	1,81.31	1,78.03	-3.28
<i>(i) Interest paid by Government - On Public Debt and Small Savings, Provident Funds, etc.</i>	91.28	1,31.96	+40.68
<i>(ii) Deduct -</i>			
(a) Interest received on loans and advances given by Government.	0.17	0.63	+0.46
(b) Interest realised on investment of cash balances	0.65	0.53	- 0.12
(iii) Net amount of interest charges	90.46	1,30.80	+ 40.34
Percentage of gross interest [Item (i)] to total revenue receipts	10.18	12.33	+ 2.15
Percentage of net interest [Item (iii)] to total revenue receipts.	10.09	12.23	+ 2.14

STATEMENT NO. 4
LOANS AND ADVANCES BY THE STATE GOVERNMENT
(i) STATEMENT OF LOANS AND ADVANCES

Category of loans and advances (1)	Outstanding on 1 st April, 1999 (2)	Paid during the year (3)	Repaid during the year (4)	Outstanding on 31 st March 2000 (5)	Net Addition + Reduction - during the year (6)
	(In lakhs of rupees)				
6202 Loans for Education, Sports, Art and Culture	10.73	10.73	...
6215 Loans for Water Supply and sanitation	5,67.91	5,67.91	...
6216 Loans for Housing	19,80.77	...	0.29	19,80.48	- 0.29
6217 Loans for Urban Development	88.69	88.69	...
6225 Loans for Welfare of Scheduled Castes/ Scheduled Tribes and Other Backward Classes	2.40	2.40	...
6235 Loans for Social Security and Welfare	34.68	34.68	...
6401 Loans for Crop Husbandry	1,25.79	1,25.79	...
6403 Loans for Animal Husbandry	0.50	0.50	...
6405 Loans for Fisheries	21.99	...	0.39	21.60	- 0.39
6425 Loans for Co-operation	9,73.23	1,74.00	1.74	11,45.49	+ 1,72.26
6515 Loans for Other Rural Development Programmes	0.78	0.78	...
6851 Loans for Village and Small Industries	6,04.88	2.00	0.42	6,06.46	+ 1.58
7610 Loans to Government Servants, etc.	4,74.00	84.17	52.99	5,05.18	+ 31.18
7615 Miscellaneous Loans	8.46	8.46	...
Total :	<u>48,94.81</u>	<u>2,60.17</u>	<u>55.83</u>	<u>50,99.15</u>	<u>+ 2,04.34</u>

Note: A more detailed account is given in Statement No. 17

(ii) RECOVERIES IN ARREARS

(a) The arrears in recovery of the loans given to the Imphal Municipality, detailed accounts of which are maintained in Accounts Office were Rs.8.50 lakhs (Principal Rs.2.62 lakhs and interest Rs. 5.88 lakhs) on 31st March, 2000.

(b) The position of arrears in recovery of Loans as on 31st March, 2000 detailed accounts of which are maintained by departmental officers has not been received from departments (*September, 2000*).

STATEMENT NO. 5

**GUARANTEES GIVEN BY THE GOVERNMENT FOR REPAYMENT OF LOANS,
ETC. RAISED BY THE STATUTORY CORPORATIONS, LOCAL BODIES AND
OTHER INSTITUTIONS**

The Guarantees given by the Government are given below :-

Loans (1)	Maximum amount Guaranteed (Principal only) (2)	Sum Guaranteed outstanding as on 31 st March 2000 <i>(In lakhs of rupees)</i> (3)	Interest (4)
(i) Raised by Manipur State Road Transport Corporation from Industrial Development Bank of India for purchase of 60 buses and 20 trucks.	3,00.00	(a)	(a)
(ii)(a) Raised by Manipur State Apex Long Term Co-operatives Housing Society Limited from Life Insurance Corporation of India for payment of Housing Loan to the members of the Society	2,00.00	2.00	(a)
(b) Housing and Urban Development Corporation, New Delhi.	3,38.10	1,60.12	(a)
(iii) Raised by the Manipur State Co-operatives Bank Limited for financing seasonal agricultural operations and marketing of crops as well as for refinancing of different agricultural schemes.	15,50.00	(a)	(a)
(iv) Advanced by Indian Overseas Bank Limited to Fishery Projects under the Fish Farm Development Agency, Manipur.	75.00	(a)	(a)
(v) Advanced by Tea Board for Tea Boards' New Tea Unit financing scheme Loans to Manipur Plantation Crops Corporation Limited for cultivation of tea.	1,14.00	1,14.00	5.14

^(a) Information from the Government awaited (September, 2000).

(vi) Raised by Manipur Spinning Mills Corporation Limited from Industrial Development Bank of India for procurement of Plant & Machineries and also from State Bank of India for purchase of raw materials	35.00	(a)	(a)
	24.00	(a)	(a)
(vii) Raised by Manipur Industrial Development Corporation Limited for financing the Small Scale Industries Development Corporation	50.00	(a)	(a)
(viii) Raised by Manipur Handloom and Handicrafts Development Corporation Ltd. from Urban Co-operative Bank Ltd. as working capital.	15.00	(a)	(a)
(ix) Raised by P.D.A. Manipur from HUDCO for implementation of Cash Loan Housing Scheme.	3,72.00	(a)	(a)
(x) Raised by Manipur Spinning Mills Corporation Ltd. from			
(i) IDBI	49.00	(a)	(a)
(ii) SBI, Imphal	24.00	(a)	(a)
(iii) Cotton Corporation of India	1,00	(a)	(a)

Under Section 6 of the State Financial Corporation Act 1951, the shares of a State Financial Corporation are to be guaranteed by the State Government as to repayment of Principal and payment of annual dividend. Again under Section 7 of the above Act, the bonds and debentures of a State Financial Corporation are to be guaranteed by the State Government as to the repayment of Principal and payment of Interest. Guarantees are also to be given under Section 8 of the Act *ibid* for repayment of principal and interest on fixed deposits accepted by a State Financial Corporation. In the case of Assam Financial Corporation, such guarantees under Sections 6, 7 and 8 of the Act were given jointly by the Government of India on behalf of the erstwhile Union Territories of Manipur and Tripura (which developed on the successor Manipur and Tripura States on their becoming States from 21st January, 1972) and the Government of the composite State Assam. The contingent liability is to be shared in the ratio of 2:4:8 by the Government of Manipur, Tripura and Assam respectively. Information regarding Manipur's share of actual amount guaranteed under the above section on behalf of the Assam Financial Corporation and outstanding as on 31st March, 2000 has not been received from Government (*September, 2000*).

^(a) Information from the Government awaited (*September 2000*).

STATEMENT NO. 6
CASH BALANCES AND INVESTMENTS OF CASH BALANCES

	As on 1 st April 1999	As on 31 st March 2000
(1)	(2)	(3)
	(In lakhs of rupees)	
(a) General Cash Balances		
1. Cash in treasuries	3,43.32	3,36.39
2. Deposits with Reserve Bank	1,65,45.03	-1,09,28.23
3. Remittance in Transit	- 29,78.80	- 18,70.88
Total :	1,39,09.55	-1,24,62.72
3. Investments held in the Cash Balance Investment Account	4,52.83	4,52.83
Total : (a)	1,43,62.38	-1,20,09.89
(b) Other Cash balances and Investments		
1. Cash with departmental Officers, viz., Public Works, Forest Departments.	8,83.44	6,15.01
2. Permanent advances for contingent expenditure with departmental officers	2.21	2.21
Total : (b)	8,85.65	6,17.22
Total : (a) & (b)	1,52,48.03	-1,13,92.67

Explanatory Notes

1. (a) The Cash Balance represents the combined balances of the Consolidated Fund and Public Account.
(b) The balance under "Deposits with Reserve Bank" on 31st March 2000 has been arrived at after taking into account the inter-Government monetary settlement advised to the Bank up to 25th April 2000.
2. Under an agreement with the Reserve Bank of India the Government has to maintain with the bank a minimum cash balance of Rs.24 lakhs on all working days. The bank informs the Government of its daily balance with the bank at the close of each working day. If the balance falls below this minimum, the shortfall is initially made good by selling Government of India Treasury bills held by the State Government and thereafter by taking Ways and Means Advances from the bank. The limit of ordinary Ways and Means Advances has been fixed at Rs.25.00 crores. The bank has also agreed to give Special (Secured) Ways and Means Advances upto a maximum of Rs. 6.40 crores against the pledge of Government of India Securities. If even after the maximum advance is given there is still a shortfall in the minimum cash balance, the shortfall is left uncovered. Overdrafts are given by the bank if the State Government has a minus balance even after availing of the maximum advance.

STATEMENT NO. 6 -*Contd*

CASH BALANCES AND INVESTMENTS OF CASH BALANCES

Interest is payable on advances, shortfalls and overdrafts as follows:

<u>Category</u>	<u>Period</u>	<u>Rate of Interest</u>
Advances	First 90 days	1 per cent below the bank rate
	Beyond 90 days upto 180 days	1 per cent above the bank rate
	Beyond 180 days	2 per cent below the bank rate
Shortfalls		1 per cent below the bank rate
Overdrafts	Upto and including the 7 th day	Bank rate
	Beyond the 7 th day	3 per cent above the bank rate

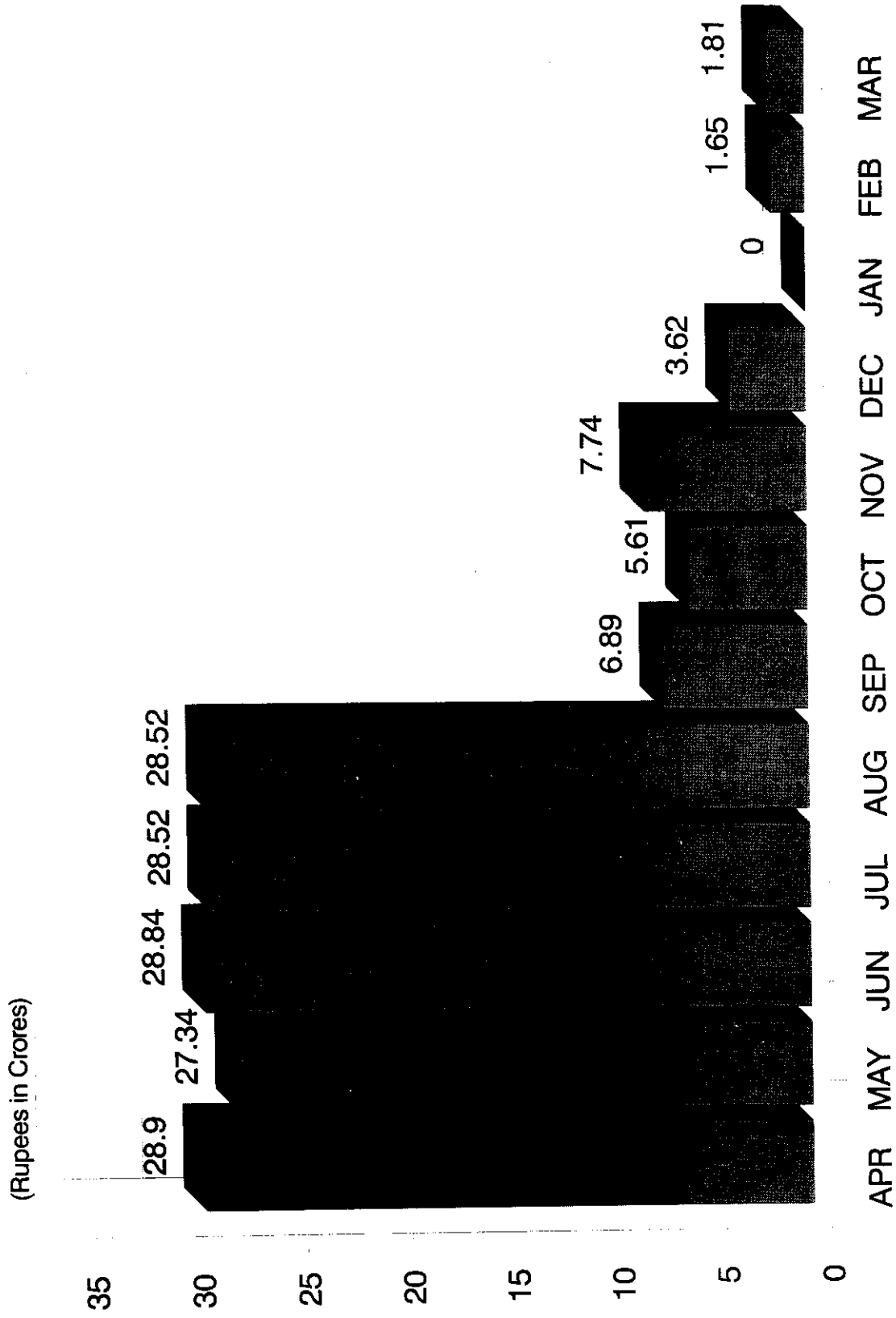
The bank rate of interest was 10 per cent per annum.

The extent to which Government was able to maintain the minimum balance with the bank during the year 1999-2000 is given below :

(1) Number of days on which the minimum balance was maintained without obtaining any advance	210
(2) Number of days on which the minimum balance was maintained by taking ordinary Ways and Means Advance only.	32
(3) Number of days on which the minimum balance was maintained by taking Special Ways and Means Advance only.	18
(4) Number of days on which there was shortfall from the agreed minimum balance even after availing the ordinary and special Ways and Means Advances to the full extent but no overdrafts were taken.	4
(5) Number of days which overdrafts were taken.	102
Total :	<u>366</u>

3. The Ordinary and Special (Secured) Ways and Means Advances taken and repaid together with interest during 1999-2000 are indicated in Note 1(v) below Statement No. 3.

WAYS AND MEANS ADVANCES TAKEN DURING 1999-2000



STATEMENT NO. 6 -*Concl.*

CASH BALANCES AND INVESTMENTS OF CASH BALANCES

4. The investment made during 1999-2000 from out of the General Cash Balance were in Government of India Treasury Bills and Securities.

The following is an analysis of investments held in Cash Balance Investment Account :

	Opening balance on 1 st April 99	Purchase during 1999- 2000	Sales during 1999 - 2000	Closing balance on 31 st March 2000	Interest realised during the year (In lakhs of rupees)
<i>Short Term Investments :</i>					
Government of India Treasury Bills	1.82	1,02,48.00	1,02,48.00	1.82	6.52
<i>Long Term Investments :</i>					
Securities of the Government of India	4,43.00	4,43.00	46.87
Total :	<u>4,44.82</u>	<u>1,02,48.00</u>	<u>1,02,48.00</u>	<u>4,44.82</u>	<u>53.39</u>

STATEMENT NO. 7
SUMMARY OF BALANCES UNDER CONSOLIDATED FUND, CONTINGENCY
FUND AND PUBLIC ACCOUNT

The following is a summary of the balances as on the 31st March 2000.

Debit balances (1) (Rs.)	Sector of the General Account (2)	Name of the Account (3)	Credit balances (4) (Rs.)
CONSOLIDATED FUND			
16,77,55,00,482	A to D	Government Account	
	E	Public Debt	10,52,80,49,847
50,99,14,957	F	Loans and Advances	
PUBLIC ACCOUNT			
	I	Small Savings, Provident Fund etc.	4,67,67,77,826
	J	Reserve Funds	
		Reserve Funds not bearing interest	13,50,62,648
	K	Deposits and Advances	
		(i) Deposits bearing interest	2,35,70,342
		(ii) Deposits not bearing interest	1,62,15,29,614
2,21,71,930		(iii) Advances	
	L	Suspense and Miscellaneous	29,04,52,774
1,35,49,27,422	M	Remittances	
- 1,24,62,71,740	N	Cash Balance (Closing)	
<u>17,41,62,43,051</u>		Total	<u>17,41,62,43,051</u>

STATEMENT NO. 7 -Contd.

Explanatory Notes

The significance of the head "Government Account" is explained below :

1. Under the system of Book Keeping following in Government Accounts, the amount booked under Revenue and Capital Heads and other transactions of Government, balances of which are not carried forward from year to year, are closed to a single head called "Government Account". The balance under this head represents the cumulative result of all such transactions so that after adding thereto the balances under Public Debt, Loans and Advances, Suspense and Miscellaneous (other than Miscellaneous Government Account) and Remittance heads, the closing balance at the end of the year may be worked out and proved. The Government Account for 1999-2000 given below will show how the net amount at the end of the year has been arrived at :

Debit (1) (Rs.)	Details (2)	Credit (3) (Rs.)
10,35,64,66,385	A - Balance at the debit of of the Government on 1 st April 1999	
	B - Revenue Receipts	10,69,84,79,528
13,47,98,62,261	C - Expenditure Heads (Revenue Account)	
3,63,76,51,364	D - Expenditure Heads (Capital Account)	
	... E - Miscellaneous	
	F - Balances at the debit of the Government Account on 31 st March 2000	16,77,55,00,482
<u>27,47,39,80,010</u>	Total	<u>27,47,39,80,010</u>

2. The other headings in this Summary take into account the balance under all account heads in Government book where Government has a liability to repay the money received or has a claim to recover the amount paid and also heads of accounts opened in the books for adjustment of remittance transactions. It must be understood that these balances cannot be regarded as a complete record of the financial position of the Government of Manipur, as these do not take into account all the physical assets of the State, such as lands, buildings, communications, etc., nor any accrued dues or outstanding liabilities which are not brought to account under cash basis of accounting followed by Government.

STATEMENT NO. 7 - *Concl'd.*

3. A Summary of receipts, disbursements and balances under Heads of Accounts relating to Debt and Public Account is given in Statement No. 15. There is no transaction relating to Contingency Fund as the Contingency Fund has not so far been set up in Manipur.

In a number of cases there are unreconciled differences in the closing balances as reported in Statement No. 15 and those shown in separate registers or other records maintained in the Accounts Office/ Departmental offices for the purpose. Steps are being taken to settle the discrepancies as soon as possible.

The balances are communicated to the Departmental officers concerned every year for verification and acceptance thereof. In a large number of cases such acceptances have not been received.

The number of such cases, major headwise, whose balances are yet to be verified and acceptances awaited are detailed below :

Head of Account	Number of acceptances awaited	Year from which acceptances awaited	Balances outstanding against those items on 31 st March 2000
(1)	(2)	(3)	(4)
		(In lakhs of rupees)	
6202 Loans for Education, Art and Culture (National Loans Scholarship Scheme)	32	1969-2000	10.73
6215 Loans for Water Supply and Sanitation	10	1992-2000	5,67.91
6216 Loans for Housing	5	1992-2000	19,80.48
6217 Loans for Urban Development :-			
(i) Loans for Imphal Municipality	44	1969-2000	37.09
(ii) Loans for District and Local Fund Committee	2	1974-2000	0.10
(iii) Loans for PDA	6	1976-2000	51.50
6225 Loans for Welfare of Schedule Castes, Scheduled Tribes and other backward Classes	4	1969-2000	2.40
6235 Loans for Social Security and Welfare	20	1969-2000	34.68
6401 Loans for Crop Husbandry	15	1969-2000	1,25.79
6403 Loans for Animal Husbandry	1	1976-2000	0.50
6405 Loans for Fisheries	...	1992-2000	21.60
6425 Loans for Co-operation	5	1992-2000	11,45.49
6515 Loans for Other rural Development Programmes	4	1969-2000	0.78
6851 Loans for Village and Small Industries	6	1992-2000	6,06.46
7610 Loans to Government Servants etc.	10,160	1969-2000	5,05.19
7615 Miscellaneous Loans	54	1969-2000	8.46


PART -II
DETAILED ACCOUNTS AND OTHER STATEMENTS
A - REVENUE AND EXPENDITURE

**STATEMENT
STATEMENT OF REVENUE AND EXPENDITURE
EXPRESSED AS A PERCENTAGE**

<i>Heads - Revenue</i>	<i>Amount (in lakhs of rupees)</i>	<i>Percentage of total revenue</i>	<i>Percentage of total expenditure</i>
(1)	(2)	(3)	(4)
A. Tax Revenue			
(i) Taxes on Income and Expenditure - Taxes on Income other than Corporation Tax	38,50.00	3.60	2.86
Other Taxes on Income and Expenditure	9,57.93	0.90	-0.71
(ii) Taxes on Property and Capital Transactions -			
Land Revenue	52.10	0.05	-0.04-
Stamps and Registration Fees	1,46.39	0.14	-0.11
(iii) Taxes on Commodities and Services -			
State Excise	1,39.01	0.13	-0.10
Sales Tax	22,87.47	2.13	1.70
Taxes on Vehicles	2,33.30	0.21	0.17
Taxes on Goods & Passengers	48.74	0.05	0.04
Taxes and Duties on Electricity	54.62	0.05	0.04
Other Taxes and Duties on Commodities and Services	75.48	0.07	-0.06
Total : A. Tax Revenue	<u>78,45.04</u>	<u>7.33</u>	<u>-5.83</u>
B. Non-Tax Revenue -			
(a) Fiscal Services			
(b) Interest Receipts, Dividends and Profits	69.44 0.01	-0.07 ...	-0.05 ...
(c) Other Non-Tax Revenue			
(i) General Services	11,61.80	1.09	0.86
(ii) Social Services	5,91.39	0.55	0.44
(iii) Economic Services	24,42.15	2.28	1.81
Total : B. Non-Tax Revenue	<u>42,64.79</u>	<u>3.99</u>	<u>3.16</u>
C. Grants-in-Aid and Contributions	9,48,74.97	88.68	70.38
Grand Total : Revenue	<u>10,69,84.80</u>	<u>100.00</u>	<u>79.37</u>

**GROSS TAX REVENUE RAISED BY STATE GOVT.
DURING 1999-2000
(Rupees in lakhs)**

Sales Tax 2287.47



Taxes on Property and
Capital Transaction 198.49

Other Taxes
75.48

Taxes on Goods & Passenger 48.74

Taxes on Vehicles 233.3

Taxes on Income & Expenditure
957.93

Taxes and Duties on Electricity
54.62

139.01 State Excise

Total Tax Revenue : Rs.3995.04

NO. 8
UNDER DIFFERENT HEADS OF TOTAL
REVENUE/ EXPENDITURE

<i>Heads - Expenditure</i>	<i>Amount (in lakhs of rupees)</i>	<i>Percentage of total revenue</i>	<i>Percentage of total expenditure</i>
(1)	(2)	(3)	(4)
A. General Services			
(a) Organs of State	26,37.00	2.46	1.96
(b) Fiscal Services -			
(ii) Collection of Taxes on Property & Capital Transactions -			
Land Revenue	12,01.34	1.12	0.89
Stamps & Registration	52.18	0.05	0.04
(iii) Collection of Taxes on Commodities & Services -			
State Excise	1,90.98	0.18	0.14
Sales Tax	1,71.76	0.16	0.13
Taxes on Vehicles	2,12.68	0.20	0.16
Other Taxes and Duties on Commodities and Services	5.20
(iv) Other Fiscal Services	41.07	0.04	0.03
Total : Fiscal Services	18,75.21	1.75	1.39
(c) Interest Payments and Servicing of Debt	1,31,96.46	12.34	9.79
(d) Administrative Services	2,35,27.56	21.99	17.45
(e) Pension & Miscellaneous General Services	1,45,73.65	13.62	10.81
Total : A. General Services	5,58,09.88	52.16	41.40
B. Social Services			
(a) Education, Sports Art and Culture	3,35,15.90	31.33	24.86
(b) Health & Family Welfare	75,34.46	7.04	5.59
(c) Water Supply, Sanitation, Housing and Urban Development	20,34.23	1.90	1.51
(d) Information and Broadcasting	2,35.11	0.22	0.18
(e) Welfare of Scheduled Castes, Scheduled Tribes and other Backward Classes	29,29.85	2.74	2.17

STATEMENT NO. 8 -Concl.
STATEMENT OF REVENUE AND EXPENDITURE UNDER DIFFERENT HEADS
OF TOTAL REVENUE/ EXPENDITURE EXPRESSED AS A PERCENTAGE

<i>Heads - Expenditure</i>	<i>Amount (in lakhs of rupees)</i>	<i>Percentage of total revenue</i>	<i>Percentage of total expenditure</i>
(1)	(2)	(3)	(4)
(f) Labour & Labour Welfare	4,22.63	0.39	0.31
(g) Social Welfare and Nutrition	35,81.65	3.35	2.66
(h) Others	3,32.15	0.31	0.25
Total : :B. Social Services	5,05,85.98	47.28	37.53
C. Economic Services			
(a) Agriculture and Allied Activities	1,16,67.84	10.91	8.66
(b) Rural Development	25,43.67	2.38	1.89
(c) Special Areas Programmes	27.41	0.03	0.02
(d) Irrigation Flood Control	33,22.43	3.10	2.46
(e) Energy	31,47.88	2.94	2.34
(f) Industry and Minerals	32,76.10	3.06	2.43
(g) Transport	26,49.02	2.48	1.96
(i) Science, Technology and Environment	1,64.73	0.15	0.12
(j) General Economic Services	16,03.68	1.50	1.19
Total : C. Economic Services	2,84,02.76	26.55	21.07
Grand Total : Expenditure (Revenue Account)	13,47,98.62	125.99	100.00

STATEMENT NO. 9

STATEMENT SHOWING THE DISTRIBUTION BETWEEN
CHARGED AND VOTED EXPENDITURE

Particulars (1)	Actuals for 1999-2000		
	Charged (2) Rs.	Voted (3) Rs.	Total (4) Rs.
Expenditure heads (Revenue Accounts)	1,35,78,00,527	12,12,20,61,734	13,47,98,62,261
Expenditure heads (Capital Account)	...	3,63,76,51,364	3,63,76,51,364
Disbursements under Public Debt & Loans And Advances*	12,90,54,13,433	2,60,17,448	12,93,14,30,881
Total :	<u>14,26,32,13,960</u>	<u>15,78,57,30,546</u>	<u>30,04,89,44,506</u>

* The figures have been arrived as follows :-

	Charged expenditure Rs.	Voted expenditure Rs.
E. Public Debt - Internal Debt of the State Government	12,61,60,55,069	...
Loans and Advances from the Central Government	28,93,58,364	...
F. Loans and Advances	...	2,60,17,448
Total :	<u>12,90,54,13,433</u>	<u>2,60,17,448</u>

STATEMENT NO. 10

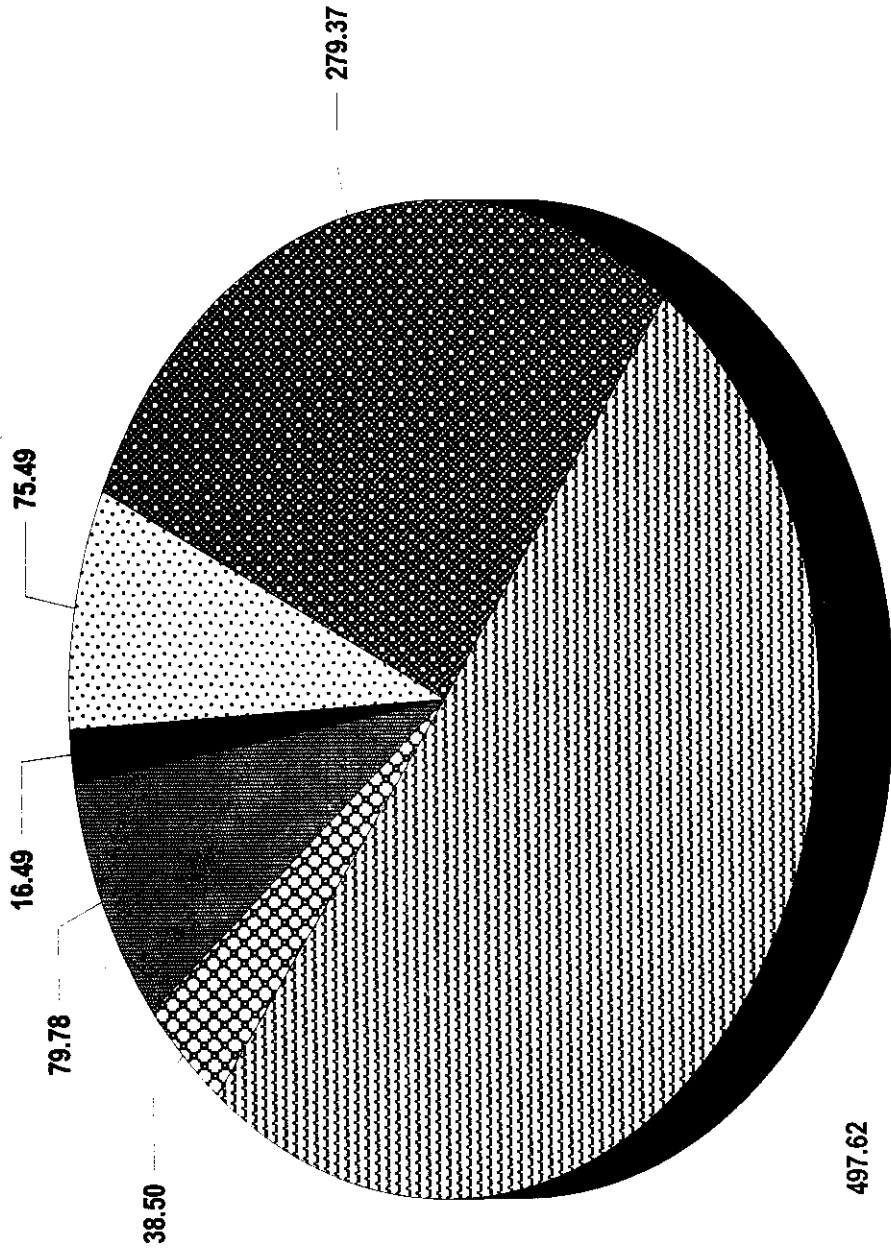
DETAILED ACCOUNTS OF REVENUE BY MINOR HEADS

Heads	Actuals for 1999-2000 Rs.
Receipt Heads (Revenue Account)	
A. Tax Revenue	
(a) Taxes on Income and Expenditure	
0021 Taxes on Income Other than Corporation Tax	
901 Share of net proceeds assigned to States	38,50,00,000
Total : 0021	38,50,00,000
0028 Other Taxes on Income and Expenditure	
107 Taxes on Professions, Trades, Callings and Employment	9,57,92,992
Total : 0028	9,57,92,992
Total : (a) <i>Taxes on Income and Expenditure</i>	48,07,92,992
(b) Taxes on Property & Capital Transactions	
0029 Land Revenue	
101 Land Revenue /Tax	52,09,534
Total : 0029	52,09,534
0030 Stamps and Registration Fees	
01 Stamps - Judicial	
101 Court fee realised in Stamps	
102 Sale of Stamps	29,08,969
Total : 01	29,08,969
02 Stamps - Non-Judicial	
102 Sale of Stamps	1,07,52,148
Total : 02	1,07,52,148

ASSISTANCE FROM GOVT. OF INDIA 1999-2000

(Rupees in Crores)

Total : Rs. 987.25



■ Non Plan Grants

▒ Taxes on Income other than Corporation Tax

▓ Union Excise Duties

▒▒ Grants for Central & Centrally Sponsored Plan Schemes

▒▒▒ Grants for State Plan Schemes

▒▒▒▒ Grants for Special Plan Schemes from NEC

STATEMENT NO. 10 -Contd.

DETAILED ACCOUNTS OF REVENUE BY MINOR HEADS

Heads	Actuals for 1999-2000 Rs.
Receipt Heads (Revenue Account) - Contd.	
A. Tax Revenue - Contd.	
(b) Taxes on Property and Capital Transactions -Concl'd.	
0030 Stamps and Registration Fees - Concl'd.	
03 Registration Fees	6,05,395
104 Fees for registering documents	3,72,697
800 Other Receipts	
Total : 03	9,78,092
Total : 0030	1,46,39,209
Total : (b) Taxes on Property and Capital Transactions	1,98,48,743
(c) Taxes on Commodities and Services	
0039 State Excise	
105 Foreign Liquors and spirits	68,21,943
150 Fines and confiscations	70,79,094
Total : 0039	1,39,01,037
0040 Sales Tax	
102 Receipts under State Sales Tax Act	22,87,47,204
Total : 0040	22,87,47,204
0041 Taxes on Vehicles	
101 Receipts under the Indian Motor Vehicles Acts	2,33,29,436
Total : 0041	2,33,29,436
0042 Taxes on Goods and Passengers	
101 Tax Collections	48,74,077
Total : 0042	48,74,077

STATEMENT NO. 10 -Contd.

DETAILED ACCOUNTS OF REVENUE BY MINOR HEADS

Heads	Actuals for 1999-2000 Rs.
Receipt Heads (Revenue Account) - Contd.	
A. Tax Revenue - Concl'd.	
<i>(c) Taxes on Commodities and Services -Concl'd.</i>	
0043 Taxes and Duties on Electricity - Concl'd.	
102 Fees under the Indian Electricity Rules	54,61,918
Total : 0043	54,61,918
0045 Other Taxes and Duties on Commodities	
101 Entertainment Tax	75,48,397
Total : 0045	75,48,397
Total : (c) <i>Taxes on Commodities and Services</i>	28,38,62,069
Total : A. Tax Revenue	78,45,03,804
B. Non-Tax Revenue	
<i>(a) Fiscal Services</i>	
0047 Other Fiscal Services	
800 Other Receipts	...
Total : (a) <i>Fiscal Services</i>	...
<i>(b) Interest Receipts, Dividends and Profits</i>	
0049 Interest Receipts	
04 <i>Interest Receipts of State/ Union Territory Governments</i>	
103 Interest from Departmental Commercial Undertakings	46,87,000
110 Interest realised on investment of Cash Balances	6,52,121
195 Interest from Co-operative Societies	4,81,142
800 Other Receipts	11,23,767
Total : 04	69,44,030
Total : 0049	69,44,030

STATEMENT NO. 10 -Contd.

DETAILED ACCOUNTS OF REVENUE BY MINOR HEADS

Heads	Actuals for 1999-2000 Rs.
Receipt Heads (Revenue Account) - Contd.	
B. Non-Tax Revenue - Contd.	
<i>(b) Interest Receipts, Dividends & Profit - Concl'd.</i>	
0050 Dividends and Profits	
101 Dividends from Public Undertakings	1,170
Total : 0050	1,170
Total : <i>(b) Interest Receipts, Dividends and Profits</i>	69,45,200
Total B. Non-Tax Revenue (a) + (b)	69,45,200
<i>(c) Other Non-Tax Revenue</i>	
<i>(i) General Services</i>	
0051 State Public Service Commission	
105 State Public Service Commission (i) Examination Fees	14,519
Total : 0051	14,519
0055 Police	
800 Other receipts	71,31,674
Total : 0055	71,31,674
0058 Stationery and Printing	
102 Sale of Gazettes etc.	83,363
200 Other Press Receipts	5,22,387
800 Other Receipts	36,000
Total :0058	6,41,750

STATEMENT NO. 10 -Contd.

DETAILED ACCOUNTS OF REVENUE BY MINOR HEADS

Heads		Actuals for 1999-2000 Rs.
Receipt Heads (Revenue Account) - Contd.		
B. Non-Tax Revenue - Contd.		
(c) Other Non-Tax Revenue - Contd.		
(i) General Services - Concl'd.		
0059 Public Works		
01 Office Building		
800 Other Receipts		4,00,89,108
	Total : 01	<u>4,00,89,108</u>
80 General		
800 Other Receipts		1,27,477
	Total : 80	<u>1,27,477</u>
	Total : 0059	<u>4,02,16,585</u>
0070 Other Administrative Services		
02 Election		
101 Sale proceeds of election forms and documents		2,00,00,000
800 Other Receipts		36,29,103
	Total : 02	
	Total : 0070	<u>2,36,29,103</u>
0071 Contributions and Recoveries towards Pension and Other Retirement Benefits		
01 Civil		
101 Subscriptions and Contributions		13,52,847
	Total : 0071	<u>13,52,847</u>
0075 Miscellaneous General Services		
103 State Lotteries		4,31,93,212
	Total : 0075	<u>4,31,93,212</u>
	Total : (i) General Services	<u>11,61,79,690</u>

STATEMENT NO. 10 -Contd.

DETAILED ACCOUNTS OF REVENUE BY MINOR HEADS

Heads	Actuals for 1999-2000 Rs.
Receipt Heads (Revenue Account) - Contd.	
B. Non-Tax Revenue - Contd.	
<i>(c) Other Non-Tax Revenue - Contd.</i>	
<i>(ii) Social Services</i>	
0202 Education, Sports, Art and Culture	
01 General Education	
101 Elementary Education	81,71,519
Total : 01	81,71,519
Total : 0202	81,71,519
0210 Medical and Public Health	
01 Urban Health Services	
020 Receipts from Patients for Hospital and dispensary services	7,10,926
800 Other Receipts	28,43,528
Total : 01	35,54,454
02 Rural Health Services	
800 Other Receipts	3,84,514
Total : 02	3,84,514
03 Medical Education, Training & Research	
200 Other Systems	4,20,026
Total : 03	4,20,026
04 Public Health	
104 Fees and Fines etc.	30,127
105 Receipts from Public Health Laboratories	20,10,884
Total : 04	20,41,011

STATEMENT NO. 10 -Contd.

DETAILED ACCOUNTS OF REVENUE BY MINOR HEADS

Heads	Actuals for 1999-2000 Rs.
Receipt Heads (Revenue Account) - Contd.	
B. Non-Tax Revenue - Contd.	
<i>(c) Other Non-Tax Revenue - Contd.</i>	
<i>(ii) Social Services - Contd.</i>	
80 General	
800 Other Receipts	15,05,746
Total : 80	15,05,746
Total : 0210	79,06,751
0211 Family Welfare	
800 Other Receipts	2,27,151
Total : 0211	2,27,151
0215 Water Supply and Sanitation	
<i>01 Water Supply</i>	
101 Services and Service Fees	1,97,561
102 Receipts from Rural Water Supply Schemes	2,69,597
103 Receipts from Urban Water Supply Schemes	26,65,120
104 Fees, Fines etc.	2,43,266
800 Other Receipts	18,10,879
Total : 01	51,86,423
<i>02 Sewerage and Sanitation</i>	
101 Services and Service fee	9,08,797
104 Fees, Fines etc.	6,000
800 Other Receipts	93,062
Total : 02	10,07,859
Total : 0215	61,94,282

STATEMENT NO. 10 -Contd.

DETAILED ACCOUNTS OF REVENUE BY MINOR HEADS

Heads	Actuals for 1999-2000 Rs.
Receipt Heads (Revenue Account) - Contd.	
B. Non-Tax Revenue - Contd.	
<i>(c) Other Non-Tax Revenue - Contd.</i>	
<i>(ii) Social Services - Concl'd.</i>	
0216 Housing	
01 Government Residential Building	
106 General Pool Accommodation	7,82,755
800 Other Receipts	35,27,949
Total : 01	43,10,704
Total : 0216	43,10,704
0220 Information & Publicity	
60 Others	
800 Other Receipts	2,32,729
Total : 0220	2,32,729
0230 Labour & Employment	
60 Others	
800 Other Receipts	1,60,263
Total : 0230	1,60,263
0235 Social Security & Welfare	
60 Other Social Security & Welfare Programmes	
800 Other Receipts	3,19,35,185
Total : 0235	3,19,35,185
0250 Other Social Service	
800 Other Receipts	600
Total : 0250	600
Total : (ii) Social Services	5,91,39,184
Total : (i) + (ii)	17,53,18,874

STATEMENT NO. 10 -Contd.

DETAILED ACCOUNTS OF REVENUE BY MINOR HEADS

Heads		Actuals for 1999-2000 Rs.
Receipt Heads (Revenue Account) - Contd.		
B. Non-Tax Revenue - Contd.		
<i>(c) Other Non-Tax Revenue - Contd.</i>		
<i>(iii) Economic Services</i>		
0401	Crop Husbandry	
103	Seeds	7,50,016
104	Receipts from Agricultural Farms	2,94,969
107	Receipts from Plan Protection Services	1,39,513
119	Receipts from Horticulture & Vegetable Crops	3,11,004
800	Other Receipts	3,58,452
	Total : 0401	18,53,954
0402	Soil and Water conversation	
800	Other Receipts	9,695
	Total : 0402	9,695
0403	Animal Husbandry	
800	Other Receipts	9,94,398
	Total : 0403	9,94,398
0404	Dairy Development	
102	Receipts from Dairy Development Projects	4,95,740
	Total : 0404	4,95,740
0405	Fisheries	
011	Rents	1,92,614
102	Licence Fees, Fines etc.	1,08,615
103	Sale of fish, fish seeds etc.	4,55,891
800	Other Receipts	3,80,571
	Total : 0405	11,37,691

STATEMENT NO. 10 -Contd.

DETAILED ACCOUNTS OF REVENUE BY MINOR HEADS

Heads		Actuals for 1999-2000 Rs.
Receipt Heads (Revenue Account) - Contd.		
B. Non-Tax Revenue - Contd.		
<i>(c) Other Non-Tax Revenue - Contd.</i>		
<i>(iii) Economic Services -Contd.</i>		
0406	Forestry and Wild Life	
01	Forestry	
800	Other Receipts	79,41,780
	Total : 0406	79,41,780
0408	Food Storage and Warehousing	
800	Other Receipts	6,600
	Total : 0408	6,600
0425	Co-operation	
101	Audit Fees	4,68,375
	Total : 0425	4,68,375
0435	Other Agricultural Programmes	
103	Receipts from Agricultural Research Stations, Orchards, etc.	2,88,622
800	Other Receipts	2,430
	Total : 0435	2,91,052
0515	Other Rural Development Programmes	
800	Other Receipts	4,95,522
	Total : 0515	4,95,522
0701	Major and Medium Irrigation	
02	Major Irrigation, Non Commercial	
800	Other Receipts	44,242
	Total : 02	44,242

STATEMENT NO. 10 -Contd.

DETAILED ACCOUNTS OF REVENUE BY MINOR HEADS

Heads		Actuals for 1999-2000 Rs.
Receipt Heads (Revenue Account) - Contd.		
B. Non-Tax Revenue - Contd.		
<i>(c) Other Non-Tax Revenue - Contd.</i>		
<i>(iii) Economic Services -Contd.</i>		
80	General	
800	Other Receipts	37,43,189
	Total : 0701	37,87,431
0702	Minor Irrigation	
03	Command Area Development	
800	Other Receipts	4,53,697
	Total : 0702	4,53,697
0801	Power	
01	Hydel Generation	
800	Other Receipts	21,58,59,747
80	General	
800	Other Receipts	63,12,769
	Total : 0801	22,21,72,516
0802	Petroleum	
800	Other Receipts	1,431
	Total : 0801	1,431
0810	Non Conventional Sources of Energy	
800	Other Receipts	39,480
	Total : 0810	39,480
0851	Village and Small Industries	
01	Industrial Estates	
800	Other Receipts	8,47,963
	Total : 0851	8,47,963
0852	Industries	
08	Consumer Industries	
201	Sugar	1,296
	Total : 0852	1,296

STATEMENT NO. 10 -Contd.

DETAILED ACCOUNTS OF REVENUE BY MINOR HEADS

Heads		Actuals for 1999-2000 Rs.
Receipt Heads (Revenue Account) - Contd.		
B. Non-Tax Revenue - Concl'd.		
<i>(c) Other Non-Tax Revenue - Concl'd.</i>		
<i>(iii) Economic Services -Concl'd.</i>		
0875 Other Industries		
03	Development of Backward Areas	
800	Other Receipts	4,11,925
Total : 0875		4,11,925
1054 Roads and Bridges		
800	Other Receipts	7,25,675
Total : 1054		7,25,675
1425 Other Scientific Research		
800	Other Receipts	7,796
Total : 1425		7,796
1452 Tourism		
103	Receipt from Tourist Transport	17,43,342
104	Promotion and Publicity	1,04,715
105	Rent and Catering Receipts	3,950
800	Other Receipts	3,260
Total : 1425		18,55,267
1475 Other General Economic Services		
102	Patent fees	510
106	Fees for stamping weights and measures	2,10,929
800	Other Receipts	3,952
Total : 1475		2,15,391
Total : (iii) Economic Services		24,42,14,675
Total : (c) <i>Other Non-Tax Revenue</i>		41,95,33,543
Total : B. Non-Tax Revenue		42,64,78,749

STATEMENT NO. 10 -Contd.

DETAILED ACCOUNTS OF REVENUE BY MINOR HEADS

Heads	Actuals for 1999-2000 Rs.
Receipt Heads (Revenue Account) - Contd.	
C. Grants-in-Aid and Contribution	
1601 Grants-in-Aid from Central Government	
<i>01 Non-Plan Grants</i>	
101 Grants under the Constitution (Distribution of Revenue order)	2,89,90,000
109 Grants towards contribution to Calamity Relief Fund	3,64,35,000
<i>National Highway Patrolling Scheme -</i>	
800 Other Grants	9,59,71,000
<i>Police -</i>	
115 Modernisation of Police Force	8,65,750
<i>Sports & Youth Services</i>	
106 Grants from Central Road Fund	26,24,000
Total : 01	16,48,85,750
<i>02 Grants for State/ Union Territory Plan Schemes</i>	
101 Block Grants	4,89,72,01,000
102 Grants as advance plan Assistance for Relief on account of Natural calamities	1,18,34,000
104 Grants under Provision to Art.275(1) of the Constitution	61,61,000
<i>Other Special Area Programme-</i>	
800 Other Grants	...
794 Special Central Assistance for Tribal Sub-plan	6,09,77,300
Total : 02	4,97,61,73,300

STATEMENT NO. 10 -Contd.

DETAILED ACCOUNTS OF REVENUE BY MINOR HEADS

Heads	Actuals for 1999-2000 Rs.
Receipt Heads (Revenue Account) - Contd.	
C. Grants-in-Aid and Contribution	
1601 Grants-in-Aid from Central Government -Contd.	
03 <i>Grants for Central Plan Schemes</i>	
<i>Sports and Youth Services -</i>	
102 Youth Welfare Programme for Students	2,40,625
104 Sports and Games	17,00,000
<i>Public Health -</i>	
101 Prevention & Control of Diseases	32,94,050
<i>Welfare of Scheduled Caste -</i>	
793 Special Central Assistance for Scheduled Caste	
Component Plan	10,87,500
<i>Survey & Statistics -</i>	
112 Economic Advice & Statistics	61,99,000
<i>Crop Husbandry</i>	
103 Seeds	10,00,000
108 Commercial Crop	13,00,000
111 Agricultural economics statistics	4,12,000
113 Agricultural Engineering	3,90,000
114 Testing Laboratories	5,00,000
119 Horticulture and Vegetable Crops	88,42,000
<i>Village & Small Industries</i>	
102 Small Scale Industries	8,51,750
<i>Forestry & Wild Life</i>	
101 Forestry Conservation	16,32,500
102 Social & Farm Forestry	4,55,94,000
110 Wild Life Preservation	65,00,000
<i>Food Storage and Ware Housing</i>	
004 Research and Evaluation	2,75,000
<i>Strengthening of Nodal Agencies</i>	
800 Other grants	4,07,000

STATEMENT NO. 10 -Contd.

DETAILED ACCOUNTS OF REVENUE BY MINOR HEADS

Heads	Actuals for 1999-2000 Rs.
Receipt Heads (Revenue Account) - Contd.	
C. Grants-in-Aid and Contribution -Contd.	
1601 Grants-in-Aid from Central Government -Contd.	
03 <i>Grants for Central Plan Schemes -Concl'd.</i>	
<i>Land reforms -</i>	
800 Other Grants	38,35,000
<i>Food Processing</i>	
800 Other Grants	60,000
<i>Social Welfare -</i>	
102 Child Welfare	20,00,000
<i>Elementary Education</i>	
800 Other Grants	74,68,200
102 Child Development Service	1,94,66,000
<i>Other Special Area Programmes</i>	
102 Soil Water Conservation	8,67,000
<i>Fisheries</i>	
101 Blackish Water Fisheries	5,10,000
<i>Agricultural Co-operative</i>	
107 Assistance to Credit Co-operative	1,59,000
<i>Transport -</i>	
101 Block Grant	25,97,90,000
<i>Sanskrit Education -</i>	
800 Other Grants	16,550
104 Grants under Proviso to Art 275 (I) of the Constitution	30,80,000
<i>Economic Development</i>	
102 Minor Forest Project	1,39,27,000
Training	
101 Vocational Training Institute	37,983
Total : 03	39,14,42,158

STATEMENT NO. 10 -Contd.

DETAILED ACCOUNTS OF REVENUE BY MINOR HEADS

Heads	Actuals for 1999-2000 Rs.
Receipt Heads (Revenue Account) - Contd.	
C. Grants-in-Aid and Contribution -Contd.	
1601 Grants-in-Aid from Central Government -Contd.	
04 Grants for Centrally Sponsored Plan Schemes	
<i>Textile</i>	
800 Other Grants	15,50,000
<i>Family Welfare</i>	
001 Direction and Administration	2,89,18,000
003 Training	66,00,000
004 Research and Evaluation	1,39,000
101 Rural Family Welfare Services	4,77,53,000
102 Urban Family Welfare Services	39,00,000
104 Transport	5,57,000
105 Compensation	4,23,000
106 Mass Education	5,84,000
<i>Sewerage and Sanitation Services</i>	
105 Sanitation Services	8,96,000
<i>Welfare of Scheduled Tribes</i>	
277 Education	27,00,000
794 Special Central Assistance	1,67,000
800 Other grants	1,39,00,000
<i>IRED</i>	
600 Other Sources of energy	38,18,000
<i>Agricultural Co-operative -</i>	
107 Credit to Co-operative	1,60,000
<i>Urban Development</i>	
800 Other Grants	57,88,000
<i>Assistance for Poultry Development</i>	
103 Poultry Development	45,00,000
<i>Water Supply</i>	
101 Urban Water Supply Programmes	1,02,63,000
102 Rural Water Supply Programmes	6,60,000
<i>Welfare of Scheduled Caste</i>	
277 Education	20,00,000

STATEMENT NO. 10 -Contd.

DETAILED ACCOUNTS OF REVENUE BY MINOR HEADS

Heads	Actuals for 1999-2000 Rs.
Receipt Heads (Revenue Account) - Contd.	
C. Grants-in-Aid and Contribution -Contd.	
1601 Grants-in-Aid from Central Government -Contd.	
04 Grants for Centrally Sponsored Plan Schemes -Contd.	
Crop Husbandry -	
102 Food Grain Crops	63,83,000
108 Commercial Crops	83,13,000
112 Development of Pulses	20,00,000
114 Development of Oil seeds	1,58,68,000
119 Horticulture & Vegetable Crops	3,49,54,000
Animal Husbandry	
101 Veterinary Services & Animal Health	29,84,200
102 Cattle and Buffalo Development	1,31,35,084
106 Piggery Development	20,00,000
Command Area Development Agency	
800 Other Grants	1,28,17,000
Environmental Forestry & Wild Life	
110 Wild Life Preservation	23,39,000
Social Welfare	
102 Child Welfare	9,87,04,000
103 Maternity & Child Welfare	5,30,000
800 Other Grants	1,31,250
Bio Energy	
101 National Programmes for Bio-gas Development	19,00,000
800 Other Sources of Energy	1,71,500
Administration of Justice	
800 Other Grants	45,00,000
Village & Small Industries	
103 Handloom Industries	3,41,29,353
Elementary Education	
105 Formal Education	1,52,14,000
Public Health	
101 Prevention & Control of Disease	1,42,58,362

STATEMENT NO. 10 - *Concl.*

DETAILED ACCOUNTS OF REVENUE BY MINOR HEADS

Heads	Actuals for 1999-2000 Rs.
Receipt Heads (Revenue Account) - <i>Concl.</i>	
C. Grants-in-Aid and Contribution - <i>Concl.</i>	
1601 Grants-in-Aid from Central Government - <i>Concl.</i>	
04 Grants for Centrally Sponsored Plan Schemes - <i>Concl.</i> Secondary Education -	
800 Other Grants	8,00,000
Total : 04	40,64,07,749
05 Grants for Special Plan Schemes	
101 Schemes of North Eastern Council	19,50,000
103 Grants for Upgradation of Service and Special Problems	19,05,80,000
800 Other Grants	56,23,58,018
Total : 05	75,48,88,018
Total : 1601	6,69,37,96,975
1603 States' Share of Union Excise Duties	
101 States' Share of Basic Union Excise Duties	2,74,27,00,000
103 Additional Excise Duties in lieu of Sales Tax	5,10,00,000
Total : 1603	2,79,37,00,000
TOTAL : C. GRANTS-IN-AID AND CONTRIBUTIONS	9,48,74,96,975
TOTAL : RECEIPT HEADS (REVENUE ACCOUNT)	10,69,84,79,528

**STATEMENT
DETAILED ACCOUNTS OF EXPENDITURE**

(Figures in italics represent
Actuals)

Heads

Non-Plan

(1)

(2)
Rs.

EXPENDITURE HEADS

(REVENUE ACCOUNT)

A. GENERAL SERVICES

(a) Organs of State

2011 Parliament/ State/ Union Territory/ Legislatures

02 *State/ Union Territory/ Legislatures*

101 Legislative Assembly

11,05,189

1,57,89,799

103 Legislative Secretariat

4,26,67,013

104 Legislator's Hostel

10,71,268

800 Other expenditure

19,04,494

Total : 2011

11,05,189

6,14,32,574

2012 President, Vice President/ Governor, Administrator of
Union Territories

03 *Governor, Administrator of Union Territories*

090 Secretariat

63,60,280

101 Emoluments and allowances of the Governor/
Administrator of Union Territories

4,32,000

102 Discretionary Grants

6,91,677

103 Household Establishment

44,28,011

105 Medical Facilities

10,107

106 Entertainment Expenses

78,490

107 Expenditure from Contract

2,14,359

108 Tour expenses

5,46,777

800 Other expenditure

2,11,000

Total : 2012

1,29,72,701

NO. 11
BY MINOR HEADS
 Charged expenditure
 for 1999-2000

Plan	Centrally Sponsored Plan Schemes (including NEC, Central Plan and Sub-Plan Schemes)	Total
(3) Rs.	(4) Rs.	(5) Rs.
...	...	11,05,189
...	...	1,57,89,799
...	...	4,26,67,013
...	...	10,71,268
...	...	19,04,494
<hr/>	<hr/>	<hr/>
...	...	6,25,37,763
...	...	63,60,280
...	...	4,32,000
...	...	6,91,677
...	...	44,28,011
...	...	10,107
...	...	78,490
...	...	2,14,359
...	...	5,46,777
...	...	2,11,000
<hr/>	<hr/>	<hr/>
...	...	1,29,72,701

**STATEMENT
DETAILED ACCOUNTS OF EXPENDITURE**

(Figures in italics represent

Heads

Actuals

Non-Plan

(1)

(2)

Rs.

A. GENERAL SERVICES -Contd.

(a) Organs of State -Concl'd.

2013 Council of Ministers

101	Salary of Ministers and Deputy Ministers	1,02,15,577
105	Discretionary Grants by Ministers	6,93,900
108	Tour expenses	27,04,534
800	Other expenditure	65,14,095

Total : 2013

2,01,28,106

2014 Administration of Justice

102	High Courts	1,36,03,792
103	Special Courts	17,80,254
105	Civil and Session Courts	3,15,46,564
114	Legal Advisers and Counsels	1,24,10,881
800	Other expenditure	10,49,932

Total : 2014

1,36,03,792
4,67,87,631

2015 Elections

101	Election Commission	39,24,842
102	Electoral Officers	1,69,87,685
103	Preparation and Printing of Electoral rolls	2,04,60,098
105	Charges for conduct of elections to Parliament	3,62,97,776
106	Charges for conduct of elections to State/Union territory legislature	3,00,00,000

Total : 2015

10,76,70,401

Total (a) Organs of State

2,76,81,682

23,60,18,712

NO. 11
BY MINOR HEADS
 charged expenditure
 for 1999-2000

Plan	Centrally Sponsored Plan Schemes (including NEC, Central Plan and Sub-Plan Schemes)	Total
(3) Rs.	(4) Rs.	(5) Rs.
...	...	1,02,15,577
...	...	6,93,900
...	...	27,04,534
...	...	65,14,095
...	...	<u>2,01,28,106</u>
...	...	1,36,03,792
...	...	17,80,254
...	...	3,15,46,564
...	...	1,24,10,881
...	...	10,49,932
...	...	<u>6,03,91,423</u>
...	...	39,24,842
...	...	1,69,87,685
...	...	2,04,60,098
...	...	3,62,97,776
...	...	3,00,00,000
...	...	<u>10,76,70,401</u>
...	...	<u>26,37,00,394</u>

**STATEMENT
DETAILED ACCOUNTS OF EXPENDITURE**

(Figures in italics represent

Heads

Actuals

Non-Plan

(1)

(2)

Rs.

A. GENERAL SERVICES -Contd.

(b) Fiscal Services

(ii) Collection of Taxes on Property and Capital Transactions

2029 Land Revenue

001	Direction and Administration	3,21,64,697
101	Collection charges	3,66,33,326
102	Survey and Settlement operations	1,68,12,316
103	Land Records	2,80,93,580
104	Management of Government Estates	...

Total : 2029

11,37,03,919

2030 Stamps and Registration

01 Stamps - Judicial

101	Cost of Stamps	24,016
-----	----------------	--------

Total : 01

24,016

03 Registration

001	Direction and Administration	51,93,861
-----	------------------------------	-----------

Total : 03

51,93,861

Total : 2030

52,17,877

Total : (ii) Collection of Taxes on Property and Capital Transactions.

11,89,21,796

(iii) Collection of Taxes on Commodities and Services

2039 State Excise

001	Direction and Administration	1,90,98,033
-----	------------------------------	-------------

Total : 2039

1,90,98,033

NO. 11
BY MINOR HEADS -Contd.
 Charged expenditure)
 for 1999-2000

Plan	Centrally Sponsored Plan Schemes (including NEC, Central Plan and Sub-Plan Schemes)	Total
(3)	(4)	(5)
Rs.	Rs.	Rs.
...	...	3,21,64,697
...	...	3,66,33,326
57,94,528	...	2,26,06,844
...	...	2,80,93,580
6,01,061	35,045	6,36,106
<u>63,95,589</u>	<u>35,045</u>	<u>12,01,34,553</u>
...	...	24,016
<u>...</u>	<u>...</u>	<u>24,016</u>
...	...	51,93,861
<u>...</u>	<u>...</u>	<u>51,93,861</u>
<u>...</u>	<u>...</u>	<u>52,17,877</u>
63,95,589	35,045	12,53,52,430
...	...	1,90,98,033
<u>...</u>	<u>...</u>	<u>1,90,98,033</u>

**STATEMENT
DETAILED ACCOUNTS OF EXPENDITURE**

(Figures in italics represent

Heads

Actuals

Non-Plan

(1)

(2)

Rs.

A. GENERAL SERVICES -Contd.

(b) Fiscal Services -Concl'd.

2040 Sales Tax

001 Direction and Administration

25,77,478

101 Collection charges

1,45,98,040

Total : 2040

1,71,75,518

2041 Taxes on Vehicles

001 Direction and Administration

35,42,583

101 Collection charges

1,59,88,551

800 Other expenditure

...

Total : 2041

1,95,31,134

2045 Other Taxes and Duties on Commodities and Services

101 Collection charges - Entertainment Tax

5,19,910

Total : 2045

5,19,910

Total : (iii) Collection of Taxes on Commodities and Services

5,63,24,595

(iv) Other Fiscal Services

2047 Other Fiscal Services

103 Promotion of Small Savings

41,06,547

Total : 2047

41,06,547

Total : (iv) Other Fiscal Services

41,06,547

Total : (b) Fiscal Services

17,93,52,938

NO. 11

BY MINOR HEADS -Contd.

Charged expenditure)

for 1999-2000

Plan	Centrally Sponsored Plan Schemes (including NEC, Central Plan and Sub-Plan Schemes)	Total
(3) Rs.	(4) Rs.	(5) Rs.
...	...	25,77,478
...	...	1,45,98,040
...	...	1,71,75,518
...	...	35,42,583
...	...	1,59,88,551
17,37,172	...	17,37,172
17,37,172	...	2,12,68,306
...	...	5,19,910
...	...	5,19,910
17,37,172	...	5,80,61,767
...	...	41,06,547
...	...	41,06,547
...	...	41,06,547
81,32,761	35,045	18,75,20,744

**STATEMENT
DETAILED ACCOUNTS OF EXPENDITURE**

(Figures in italics represent

Heads

Actuals

Non-Plan

(1)

(2)

Rs.

A.	<i>GENERAL SERVICES -Contd.</i>	
	(c) <i>Interest payments and servicing of Debt</i>	
2049	Interest Payment	
01	<i>Interest on Internal Debt</i>	
101	Interest on Market Loans	28,69,07,646
200	Interest on Other Internal Debts	29,28,51,316
305	Management of Debt	8,13,438
122	Interest on investment in Special Central Government Securities issued against net collection and small savings	1,15,327
123	Interest on Special Securities issued to National Small Savings Fund of the Central Govt. by State Govt.	44,969
	Total : 01	58,07,32,696
03	<i>Interest on Small Savings, Provident Funds etc.</i>	
104	Interest on State Provident Funds	34,33,98,058
	Total : 03	34,33,98,058
04	<i>Interest on Loans and Advances from Central Govt.</i>	
101	Interest on Loans for State/ Union Territory Plan Schemes	24,66,98,484
102	Interest on Loans for Central Plan Schemes	44,55,240
103	Interest on Loans for Centrally Sponsored Plan Schemes	95,35,978
104	Interest on Loans for Non-Plan Schemes	10,32,46,834
106	Interest on Ways and Means Advance	37,59,365
107	Interest on Pre-1984-85 Loans	2,42,98,016
108	Interest on 84-89 Loans	35,21,171
	Total : 04	39,55,15,088
	Total : 2049	1,31,96,45,842
	Total : (c) Interest Payments and Servicing of Debt	1,31,96,45,842

NO. 11
BY MINOR HEADS -Contd.
 Charged expenditure)
 for 1999-2000

Plan	Centrally Sponsored Plan Schemes (including NEC, Central Plan and Sub-Plan Schemes)	Total
(3) Rs.	(4) Rs.	(5) Rs.
...	...	28,69,07,646
...	...	29,28,51,316
...	...	8,13,438
...	...	1,15,327
...	...	44,969
...	...	58,07,32,696
...	...	34,33,98,058
...	...	34,33,98,058
...	...	24,66,98,484
...	...	44,55,240
...	...	95,35,978
...	...	10,32,46,834
...	...	37,59,365
...	...	2,42,98,016
...	...	35,21,171
...	...	39,55,15,088
...	...	1,31,96,45,842
...	...	1,31,96,45,842

**STATEMENT
DETAILED ACCOUNTS OF EXPENDITURE**

(Figures in italics represent
Actuals)

Heads

Non-Plan

	(1)		(2)
			Rs.
A. GENERAL SERVICES -Contd.			
(d) Administrative Services			
2051 Public Service Commission			
102 State Public Service Commission			95,03,552
	Total : 2051		<u>95,03,552</u>
2052 Secretariat-General Services			
090 Secretariat			15,10,58,328
092 Other Offices			13,40,883
099 Board of Revenue			14,11,420
	Total : 2052		<u>15,38,10,631</u>
2053 District Administration			
093 District Establishments			5,75,69,185
094 Other Establishment			6,65,62,017
800 Other Expenditure			...
	Total : 2053		<u>12,41,31,202</u>
2054 Treasury and Accounts Administration			
095 Directorate of Accounts and Treasuries			20,15,864
097 Treasury Establishment			3,09,22,148
098 Local Fund Audit			69,47,214
	Total : 2054		<u>3,98,85,226</u>
2055 Police			
001 Direction and Administration			19,63,54,836
003 Education and Training			2,81,95,429
101 Criminal Investigation and Vigilance			8,02,43,531
104 Special Police			80,68,61,221
109 District Police			46,83,14,368
114 Wireless and Computers			10,08,53,588
115 Modernisation of Police Force			27,03,857
116 Forensic Science			22,45,460
	Total : 2055		<u>1,68,57,72,290</u>

NO. 11
BY MINOR HEADS -Contd.
 Charged expenditure)
 for 1999-2000

Plan	Centrally Sponsored Plan Schemes (including NEC, Central Plan and Sub-Plan Schemes)	Total
(3) Rs.	(4) Rs.	(5) Rs.
...	...	95,03,552
...	...	95,03,552
...	...	15,10,58,328
...	...	13,40,883
...	...	14,11,420
...	...	15,38,10,631
...	...	5,75,69,185
...	...	6,65,62,017
2,48,000	...	2,48,000
2,48,000	...	12,43,79,202
81,396	...	20,97,260
...	...	3,09,22,148
10,01,558	...	79,48,772
10,82,954	...	4,09,68,180
...	...	19,63,54,836
12,57,000	...	2,94,52,429
...	...	8,02,43,531
...	...	80,68,61,221
...	...	46,83,14,368
...	...	10,08,53,588
...	...	27,03,857
...	...	22,45,460
12,57,000	...	1,68,70,29,290

**STATEMENT
DETAILED ACCOUNTS OF EXPENDITURE**

(Figures in italics represent

Heads

Actuals

Non-Plan

	(1)	(2) Rs.
<i>A.</i>	<i>GENERAL SERVICES -Contd.</i>	
	<i>(d) Administrative Services -Contd.</i>	
2056	Jails	
001	Direction and Administration	19,56,100
101	Jails	4,44,99,377
800	Other expenditure	2,12,400
	Total : 2056	4,66,67,877
2058	Stationery and Printing	
101	Purchase and Supply of Stationery Stores	53,70,651
102	Printing, Storages & Distribution of Forms	...
103	Government Presses	1,92,89,006
	Total : 2058	2,46,59,657
2059	Public Works	
01	<i>Office Buildings</i>	
053	Maintenance and Repairs	1,76,16,465
	Total : 01	1,76,16,465
60	<i>Other Building</i>	
053	Maintenance and Repairs	45,44,490
	Total : 60	45,44,490
80	<i>General</i>	
001	Direction and Administration	3,60,34,668
052	Machinery and Equipment	- 9,88,219
103	Furnishings	1,16,094

NO. 11**BY MINOR HEADS -Contd.**Charged expenditure)
for 1999-2000

Plan	Centrally Sponsored Plan Schemes (including NEC, Central Plan and Sub-Plan Schemes)	Total
(3) Rs.	(4) Rs.	(5) Rs.
...	...	19,56,100
24,81,650	...	4,69,81,027
32,00,000	...	34,12,400
<u>56,81,650</u>	<u>...</u>	<u>5,23,49,527</u>
...	...	53,70,651
6,22,746	...	6,22,746
49,48,093	...	2,42,37,099
<u>55,70,839</u>	<u>...</u>	<u>3,02,30,496</u>
...	...	1,76,16,465
<u>...</u>	<u>...</u>	<u>1,76,16,465</u>
...	...	45,44,490
<u>...</u>	<u>...</u>	<u>45,44,490</u>
4,29,12,921	...	7,89,47,589
...	...	- 9,88,219
...	...	1,16,094

**STATEMENT
DETAILED ACCOUNTS OF EXPENDITURE**

(Figures in italics represent

Heads

Actuals

Non-Plan

	(1)	(2) Rs.
A.	<i>GENERAL SERVICES -Contd.</i>	
	<i>(d) Administrative Services -Concl'd.</i>	
	2059 Public Works - Concl'd.	
	799 Suspense	1,90,69,771
	800 Other expenditure	57,44,062
	Total : 80	5,99,76,376
	Total : 2059	8,21,37,331
2070	Other Administrative Services	
	003 Training	24,38,726
	104 Vigilance	91,77,780
	105 Special Commission of Inquiry	13,75,515
	107 Home Guards	4,10,45,046
	108 Fire Protection and Control	4,50,03,811
	115 Guest Houses, Government Hostels, etc.	2,24,42,589
	800 Other expenditure	44,35,000
	Total : 2070	12,59,18,467
	Total : (d) Administrative Services	95,03,552
		2,28,29,82,681
	<i>(e) Pensions and Miscellaneous General Services</i>	
	2071 Pensions and Other Retirement Benefits	
	<i>01 Civil</i>	
	101 Superannuation and Retirement Allowances	65,79,23,593
	102 Commuted Value of Pensions	29,95,60,654
	104 Gratuities	23,18,31,912
	105 Family Pensions	23,89,77,488
	111 Pensions to Legislators	2,33,77,811
	Total : 2071	1,45,16,71,458

NO. 11
BY MINOR HEADS -Contd.
 charged expenditure)
 for 1999-2000

Plan	Centrally Sponsored Plan Schemes (including NEC, Central Plan and Sub-Plan Schemes)	Total
(3) Rs.	(4) Rs.	(5) Rs.
...	...	1,90,69,771
...	...	57,44,062
<u>4,29,12,921</u>	...	<u>10,28,89,297</u>
<u>4,29,12,921</u>	...	<u>12,50,50,252</u>
35,16,652	...	59,55,378
...	...	91,77,780
...	...	13,75,515
...	...	4,10,45,046
...	...	4,50,03,811
...	...	2,24,42,589
...	...	44,35,000
<u>35,16,652</u>	...	<u>12,94,35,119</u>
<u>6,02,70,016</u>	...	<u>2,35,27,56,249</u>
...	...	65,79,23,593
...	...	29,95,60,654
...	...	23,18,31,912
...	...	23,89,77,488
...	...	2,33,77,811
<u>...</u>	...	<u>1,45,16,71,458</u>

**STATEMENT
DETAILED ACCOUNTS OF EXPENDITURE**

(Figures in italics represent

Heads

Actuals

Non-Plan

(1)

(2)

Rs.

<i>A.</i>	<i>GENERAL SERVICES -Concl.</i>	
	<i>(e) Pensions & Miscellaneous General Services -Concl.</i>	
2075	Miscellaneous General Services.	
103	State Lotteries	56,93,670
	Total : 2075	56,93,670
	Total : (e) Pensions & Miscellaneous General Services	1,45,73,65,128
	TOTAL : A. GENERAL SERVICES	1,35,68,31,076 4,15,57,19,459
<i>B.</i>	<i>SOCIAL SERVICES</i>	
	<i>(a) Education, Sports, Art and Culture</i>	
2202	General Education	
01	<i>Elementary Education</i>	
001	Direction and Administration	2,81,04,195
052	Equipment	...
101	Government Primary Schools	1,14,36,00,837
102	Assistance to Non-Government Primary Schools	7,89,50,800
104	Inspection	2,12,55,119
105	Non Formal Education
106	Teachers and other services
107	Teachers Training
108	Text Books	...
110	Examinations	...
800	Other expenditure	9,54,02,829
	Total : 01	1,36,73,13,780

NO. 11**BY MINOR HEADS -Contd.**

Charged expenditure)

for 1999-2000

Plan	Centrally Sponsored Plan Schemes (including NEC, Central Plan and Sub-Plan Schemes)	Total
(3) Rs.	(4) Rs.	(5) Rs.
...	...	56,93,670
...	...	56,93,670
...	...	1,45,73,65,128
<u>6,84,02,777</u>	<u>35,045</u>	<u>5,58,09,88,357</u>
5,30,598	...	2,86,34,793
34,567	...	34,567
9,55,30,922	...	1,23,91,31,759
2,93,29,185	...	10,82,79,985
...	...	2,12,55,119
43,78,767	1,51,01,822	1,94,80,589
89,000	...	89,000
80,577	...	80,577
17,000	...	17,000
40,000	...	40,000
74,67,591	...	10,28,70,420
<u>13,74,98,207</u>	<u>1,51,01,822</u>	<u>1,51,99,13,809</u>

STATEMENT
DETAILED ACCOUNTS OF EXPENDITURE
(Figures in italics represent

<i>Heads</i>	<i>Actuals</i>
(1)	Non-Plan (2) Rs.
B. SOCIAL SERVICES	
(a) Education, Sports, Art and Culture	
2202 General Education	
<i>02 Secondary Education</i>	
001 Direction and Administration	3,20,992
053 Maintenance of Buildings	...
101 Inspection	32,45,003
105 Teachers Training	...
107 Scholarships	23,48,254
109 Government Secondary Schools	76,18,99,946
110 Assistance to Non-Government Secondary Schools	4,50,49,032
191 Assistance to Local Bodies for Secondary Education	...
800 Other Expenditure	...
Total : 02	81,28,63,227
<i>03 University and Higher Education</i>	
001 Direction and Administration	1,01,38,116
102 Assistance to Universities	7,17,61,000
103 Government Colleges & Institutes	48,82,34,885
104 Assistance to Non-Govt. Colleges & Institutes	1,39,62,353
105 Faculty Development Programme	86,30,764
106 Text Book Development	...
107 Scholarships	8,50,420
112 Institutes of Higher Learning	...
800 Other expenditure	...
Total : 03	59,35,77,538

NO. 11
BY MINOR HEADS -Contd.
 Charged expenditure)
 for 1999-2000

Plan	Centrally Sponsored Plan Schemes (including NEC, Central Plan and Sub-Plan Schemes)	Total
(3) Rs.	(4) Rs.	(5) Rs.
1,25,809	...	4,46,801
7,11,747	...	7,11,747
19,815	...	32,64,818
38,654	7,27,511	7,66,165
...	...	23,48,254
7,34,84,214	...	83,53,84,160
15,00,000	...	4,65,49,032
1,14,45,311	...	1,14,45,311
72,90,849	1,17,66,008	1,90,56,857
<u>9,46,16,399</u>	<u>1,24,93,519</u>	<u>91,99,73,145</u>
11,81,375	...	1,13,19,491
1,00,00,000	...	8,17,61,000
8,32,77,694	...	57,15,12,579
16,00,000	...	1,55,62,353
...	...	86,30,764
6,00,000	...	6,00,000
...	...	8,50,420
9,77,574	...	9,77,574
3,97,023	...	3,97,023
<u>9,80,33,666</u>	<u>...</u>	<u>69,16,11,204</u>

**STATEMENT
DETAILED ACCOUNTS OF EXPENDITURE**

(Figures in italics represent

Heads

Actuals

Non-Plan

(1)

(2)

Rs.

B. SOCIAL SERVICES -Contd.

(a) Education, Sports, Art and Culture -Contd.

2202 General Education -Concl'd.

04 Adult Education

001 Direction and Administration

63,98,378

Total : 04

63,98,378

05 Language Development

001 Direction and Administration

3,79,311

102 Promotion of Modern Indian Language & Literature

7,22,504

103 Sanskrit Education

8,70,789

Total : 05

19,72,604

80 General

001 Direction and Administration

2,43,37,148

003 Training

2,35,98,989

004 Research

...

107 Scholarship

1,310

Total : 80

4,79,37,447

Total : 2202

2,83,00,62,974

2203 Technical Education

001 Direction and Administration

2,95,791

105 Polytechnics

54,79,325

107 Scholarships

3,48,280

Total : 2203

61,23,396

NO. 11
BY MINOR HEADS -Contd.
 charged expenditure)
 for 1999-2000

Plan	Centrally Sponsored Plan Schemes (including NEC, Central Plan and Sub-Plan Schemes)	Total
(3) Rs.	(4) Rs.	(5) Rs.
1,56,48,812	...	2,20,47,190
<u>1,56,48,812</u>	<u>...</u>	<u>2,20,47,190</u>
...	...	3,79,311
4,28,877	...	11,51,381
...	...	8,70,789
<u>4,28,877</u>	<u>...</u>	<u>24,01,481</u>
1,10,000	...	2,44,47,148
28,99,040	...	2,64,98,029
2,10,000	...	2,10,000
...	...	1,310
<u>32,19,040</u>	<u>...</u>	<u>5,11,56,487</u>
<u>34,94,45,001</u>	<u>2,75,95,341</u>	<u>3,20,71,03,316</u>
18,73,088	...	21,68,879
95,32,009	...	1,50,11,334
67,97,660	...	71,45,940
<u>1,82,02,757</u>	<u>...</u>	<u>2,43,26,153</u>

**STATEMENT
DETAILED ACCOUNTS OF EXPENDITURE**

(Figures in italics represent

Actuals

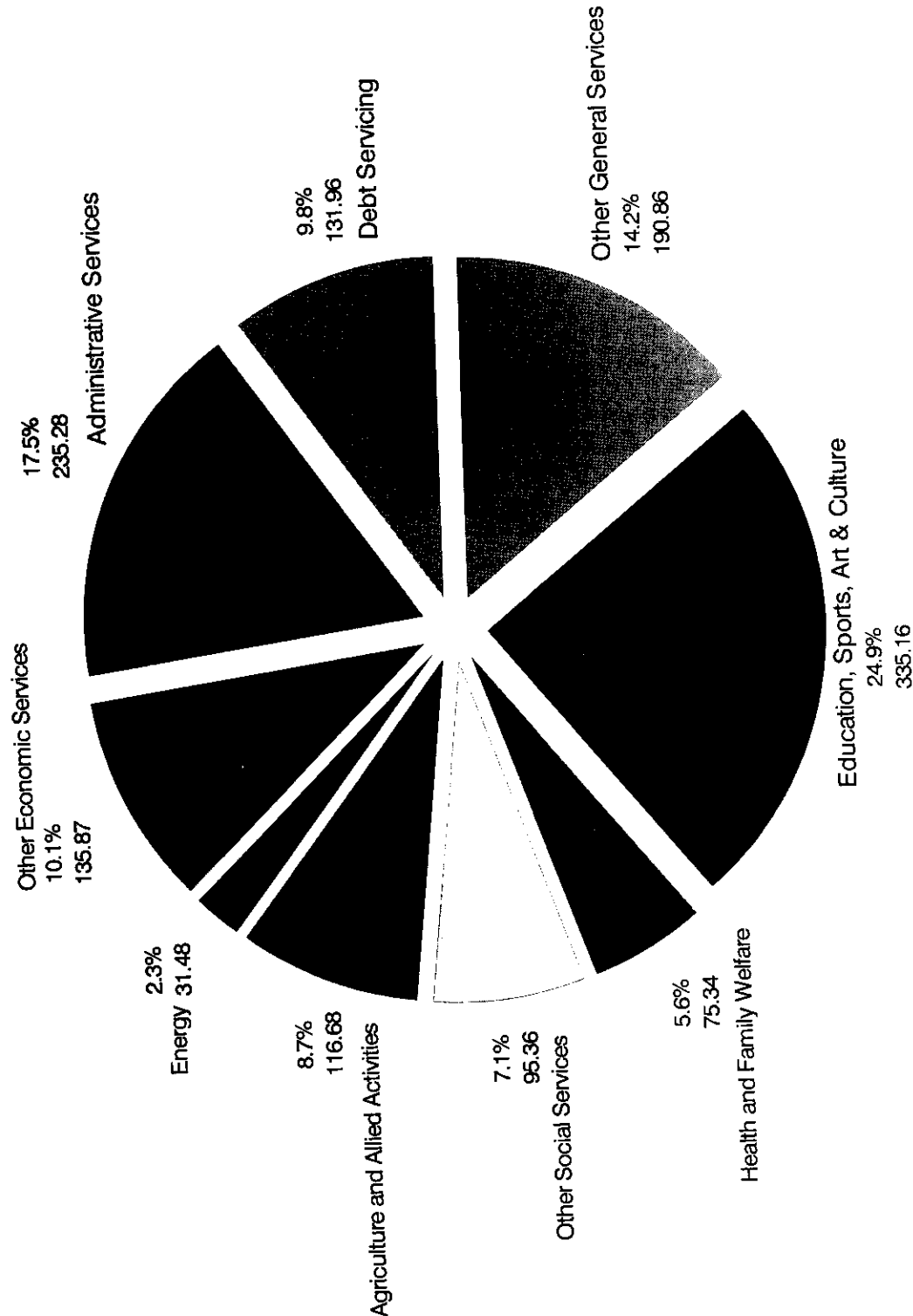
Non-Plan

Heads

	(1)	(2) Rs.
<i>B. SOCIAL SERVICES -Contd.</i>		
<i>(a) Education, Sports, Art and Culture -Concl'd.</i>		
2204 Sports and Youth Services		
001 Direction and Administration		85,77,043
101 Physical Education		1,69,25,873
102 Youth Welfare Programmes for Students		58,38,643
103 Youth Welfare Programmes for Non-Students		...
104 Sports and Games		9,50,000
Total : 2204		3,22,91,559
2205 Art and Culture		
001 Direction and Administration		1,13,699
101 Fine Art Education		14,17,031
102 Promotion of Art and Culture		29,68,465
103 Archaeology		16,91,106
104 Archives		1,81,971
105 Public Libraries		7,81,059
107 Museums		11,29,959
800 Other expenditure		...
Total : 2205		82,83,290
Total : <i>(a) Education, Sports, Art and Culture</i>		2,87,67,61,219
<i>(b) Health and Family Welfare</i>		
2210 Medical and Public Health		
<i>01 Urban Health Services - Allopathy</i>		
001 Direction and Administration		3,09,26,853
104 Medical Stores Depots		4,78,61,642
109 School Health Schemes		42,72,787
110 Hospitals and Dispensaries		9,11,96,905
Total : 01		17,42,58,187

SUB SECTORWISE REVENUE EXPENDITURE DURING 1999-2000

(Rupees in crores)



Total Revenue Expenditure :- Rs.1347.99

NO. 11
BY MINOR HEADS -Contd.
 charged expenditure)
 for 1999-2000

Plan	Centrally Sponsored Plan Schemes (including NEC, Central Plan and Sub-Plan Schemes)	Total
(3) Rs.	(4) Rs.	(5) Rs.
59,10,194	...	144,87,237
4,37,42,917	...	6,06,68,790
5,08,363	7,21,875	70,68,881
5,85,130	...	5,85,130
15,82,630	17,00,000	42,32,630
<u>5,23,29,234</u>	<u>24,21,875</u>	<u>8,70,42,668</u>
38,33,749	...	39,47,448
17,96,167	...	32,13,198
36,41,542	...	66,10,007
15,18,898	...	32,10,004
11,16,825	...	12,98,796
41,83,414	...	49,64,473
15,10,139	...	26,40,098
72,33,622	...	72,33,622
<u>2,48,34,356</u>	<u>...</u>	<u>3,31,17,646</u>
<u>44,48,11,348</u>	<u>3,00,17,216</u>	<u>3,35,15,89,783</u>
88,20,524	...	3,97,47,377
...	...	4,78,61,642
...	...	42,72,787
1,23,21,332	...	10,35,18,237
<u>2,11,41,856</u>	<u>...</u>	<u>19,54,00,043</u>

**STATEMENT
DETAILED ACCOUNTS OF EXPENDITURE**

(Figures in italics represent

Heads

Actuals

Non-Plan

(1)

(2)

Rs.

B. SOCIAL SERVICES -Contd.

(b) Health and Family Welfare -Contd.

2210 Medical and Public Health -Contd.

*02 Urban Health Services -
Other Systems of medicine*

102 Homeopathy

33,21,204

Total : 02

33,21,204

03 Rural Health Services - Allopathy

101 Health Sub-centres

103 Primary Health Centres

104 Community Health Centres

110 Hospitals and Dispensaries

7,45,10,995

8,15,23,392

45,61,914

4,87,17,881

Total : 03

20,93,14,182

04 Rural Health Services - Other systems of medicine

102 Homeopathy

200 Other Systems

13,18,698

...

Total : 04

13,18,698

05 Medical Education, Training and Research

105 Allopathy

3,45,87,955

Total : 05

3,45,87,955

NO. 11
BY MINOR HEADS -Contd.
 Charged expenditure)
 for 1999-2000

Plan	Centrally Sponsored Plan Schemes (including NEC, Central Plan and Sub-Plan Schemes)	Total
(3) Rs.	(4) Rs.	(5) Rs.
...	...	33,21,204
...	...	33,21,204
...	...	7,45,10,995
1,89,26,458	...	10,04,49,850
69,98,285	...	1,15,60,199
23,04,965	...	5,10,22,846
2,82,29,708	...	23,75,43,890
13,53,762	...	26,72,460
21,74,658	...	21,74,658
35,28,420	...	48,47,118
...	...	3,45,87,955
...	...	3,45,87,955

**STATEMENT
DETAILED ACCOUNTS OF EXPENDITURE**

(Figures in italics represent

Heads

Actuals

Non-Plan

(1)

(2)

Rs.

B. SOCIAL SERVICES -Contd.

(b) Health and Family Welfare -Concl.

2210 Medical and Public Health -Concl.

06 Public Health -

101	Prevention and Control of diseases	12,34,96,696
102	Prevention of Food Adulteration	34,98,001
104	Drug Control	...
107	Public Health Laboratories	...
112	Public Health Education	...
800	Other expenditure	44,30,687
	Total : 06	13,14,25,384

80 General

004	Health Statistics and Evaluation	1,50,30,027
800	Other Expenditure	67,08,446
	Total : 80	2,17,38,473
	Total : 2210	57,59,64,083

2211 Family Welfare

001	Direction and Administration	...
003	Training	...
101	Rural Family Welfare Services	...
102	Urban Family Welfare Services	...
103	Maternity and Child Health	...
104	Transport	...
105	Compensation	...
106	Mass Education	...
200	Other Services and Supplies	...
800	Other expenditure	...

Total : 2211

Total : (b) Health and Family Welfare

57,59,64,083

NO. 11**BY MINOR HEADS -Contd.**

Charged expenditure)

for 1999-2000

Plan	Centrally Sponsored Plan Schemes (including NEC, Central Plan and Sub-Plan Schemes)	Total
(3)	(4)	(5)
Rs.	Rs.	Rs.
40,00,857	2,72,10,581	15,47,08,134
...	...	34,98,001
2,32,841	...	2,32,841
9,996	...	9,996
35,010	...	35,010
69,786	...	45,00,473
<u>43,48,490</u>	<u>2,72,10,581</u>	<u>16,29,84,455</u>
2,86,200	...	1,53,16,227
...	...	67,08,446
<u>2,86,200</u>	<u>...</u>	<u>2,20,24,673</u>
<u>5,75,34,674</u>	<u>2,72,10,581</u>	<u>66,07,09,338</u>
...	2,99,20,411	2,99,20,411
...	90,89,639	90,89,639
...	4,52,58,893	4,52,58,893
...	14,68,754	14,68,754
...	85,956	85,956
...	5,61,440	5,61,440
...	2,79,512	2,79,512
...	5,30,762	5,30,762
...	51,59,753	51,59,753
...	3,81,200	3,81,200
...	9,27,36,320	9,27,36,320
<u>5,75,34,674</u>	<u>11,99,46,901</u>	<u>75,34,45,658</u>

**STATEMENT
DETAILED ACCOUNTS OF EXPENDITURE**

(Figures in italics represent

Heads

Actuals

Non-Plan

	(1)		(2)
			Rs.
<i>B. SOCIAL SERVICES -Contd.</i>			
<i>(c) Water Supply, Sanitation, Housing and Urban Development</i>			
2215 Water Supply and Sanitation			
<i>01 Water Supply -</i>			
001 Direction and Administration			3,93,46,326
101 Urban Water Supply Programme			3,80,51,185
102 Rural Water Supply Programme			32,66,692
799 Suspense			- 7,49,538
Total : 01			7,99,14,665
<i>02 Sewerage and Sanitation</i>			
107 Sewerage Services			...
Total : 02			...
Total : 2215			7,99,14,665
2216 Housing			
<i>01 Government Residential Buildings</i>			
106 General Pool Accommodation			98,58,804
Total : 01			98,58,804
<i>80 General</i>			
001 Direction and Administration			9,69,451
800 Other expenditure			5,16,627
Total : 80			9,69,451 5,16,627
Total : 2216			9,69,451 1,03,75,431

NO. 11
BY MINOR HEADS -Contd.
 Charged expenditure)
 for 1999-2000

Plan	Centrally Sponsored Plan Schemes (including NEC, Central Plan and Sub-Plan Schemes)	Total
(3) Rs.	(4) Rs.	(5) Rs.
1,33,93,955	...	5,27,40,281
2,02,33,473	...	5,82,84,658
2,97,63,403	43,427	3,30,73,522
...	...	- 7,49,538
<u>6,33,90,831</u>	<u>43,427</u>	<u>14,33,48,923</u>
5,74,128	...	5,74,128
<u>5,74,128</u>	<u>...</u>	<u>5,74,128</u>
<u>6,39,64,959</u>	<u>43,427</u>	<u>14,39,23,051</u>
...	...	98,58,804
...	...	<u>98,58,804</u>
2,10,43,322	...	2,20,12,773
...	...	5,16,627
<u>2,10,43,322</u>	<u>...</u>	<u>2,25,29,400</u>
<u>2,10,43,322</u>	<u>...</u>	<u>3,23,88,204</u>

**STATEMENT
DETAILED ACCOUNTS OF EXPENDITURE**

(Figures in italics represent

Heads

Actuals

Non-Plan

(1)

(2)

Rs.

B. SOCIAL SERVICES -Contd.

**(c) Water Supply, Sanitation, Housing and Urban
Development -Concl.**

2217 Urban Development

01 State Capital Development

191 Assistance to Local Bodies, corporations, Urban
Development Authorities, Town Improvement Boards etc.

22,53,539

800 Other expenditure

12,92,595

Total : 01

35,46,134

Total : 2217

35,46,134

Total : (c) *Water Supply, Sanitation, Housing and Urban
Development*

9,69,451

9,38,36,230

(d) Information and Broadcasting

2220 Information and Publicity

60 Others

001 Direction and Administration

70,45,421

101 Advertising and Visual Publicity

13,63,462

102 Information Centres

9,39,015

103 Press Information Services

...

106 Field Publicity

26,30,730

107 Song and Drama Services

15,81,310

NO. 11**BY MINOR HEADS -Contd.**

Charged expenditure)

for 1999-2000

Plan	Centrally Sponsored Plan Schemes (including NEC, Central Plan and Sub-Plan Schemes)	Total
(3)	(4)	(5)
Rs.	Rs.	Rs.
43,87,934	...	66,41,473
1,91,78,049	...	2,04,70,644
<u>2,35,65,983</u>	<u>...</u>	<u>2,71,12,117</u>
<u>2,35,65,983</u>	<u>...</u>	<u>2,71,12,117</u>
<u>10,85,74,264</u>	<u>43,427</u>	<u>20,34,23,372</u>
26,87,560	...	97,32,981
2,59,761	...	16,23,223
9,17,315	...	18,56,330
3,19,283	...	3,19,283
8,93,920	...	35,24,650
6,03,381	...	21,84,691

**STATEMENT
DETAILED ACCOUNTS OF EXPENDITURE**

(Figures in italics represent

Heads

Actuals

Non-Plan

(1)

(2)

Rs.

B. SOCIAL SERVICES -Contd.

(d) Information and Broadcasting -Concl'd.

2220 Information and Publicity -Concl'd.

60 *Others -Concl'd.*

109 Photo Services

110 Publications

111 Community Radio & Television

Total : 60

Total : 2220

Total : (d) **Information and Broadcasting**

15,27,908

16,40,662

...

1,67,28,508

1,67,28,508

1,67,28,508

(e) Welfare of Scheduled Castes, Scheduled Tribes and Other Backward Classes.

2225 Welfare of Scheduled Castes, Scheduled Tribes and Other Backward Classes.

01 *Welfare of Scheduled Castes*

102 Economic Development

277 Education

282 Health

283 Housing

Total : 01

...

...

...

...

...

...

02 *Welfare of Scheduled Tribes*

001 Direction and Administration

102 Economic Development

277 Education

283 Housing

796 Tribal Area Sub-plan

800 Other expenditure

Total : 02

...

...

...

...

...

...

...

...

NO. 11**BY MINOR HEADS -Contd.**

Charged expenditure)

for 1999-2000

Plan	Centrally Sponsored Plan Schemes (including NEC, Central Plan and Sub-Plan Schemes)	Total
(3) Rs.	(4) Rs.	(5) Rs.
6,10,808	...	21,38,716
4,90,034	...	21,30,696
300	...	300
<u>67,82,362</u>	<u>...</u>	<u>2,35,10,870</u>
<u>67,82,362</u>	<u>...</u>	<u>2,35,10,870</u>
<u>67,82,362</u>	<u>...</u>	<u>2,35,10,870</u>
10,91,836	...	10,91,836
4,00,069	32,93,495	36,93,564
1,00,000	...	1,00,000
8,96,948	...	8,96,948
<u>24,88,853</u>	<u>32,93,495</u>	<u>57,82,348</u>
49,65,463	...	49,65,463
88,69,612	...	88,69,612
10,88,700	38,57,295	49,45,995
1,08,46,663	...	1,08,46,663
6,18,55,367	2,09,66,553	8,28,21,920
7,86,14,003	4,63,93,443	12,50,07,446
<u>16,62,39,808</u>	<u>7,12,17,291</u>	<u>23,74,57,099</u>

**STATEMENT
DETAILED ACCOUNTS OF EXPENDITURE**

(Figures in italics represent

Heads

Actuals

Non-Plan

	(1)	(2) Rs.
<i>B. SOCIAL SERVICES -Contd.</i>		
<i>(e) Welfare of Scheduled Castes, Scheduled Tribes and Other Backward Classes -Concl'd.</i>		
2225 Welfare of Scheduled Castes, Scheduled Tribes and Other Backward Classes.- Concl'd.		
<i>03 Welfare of Backward Classes</i>		
001 Direction and Administration		31,26,163
800 Other expenditure		...
Total : 03		31,26,163
<i>80 General</i>		
800 Other expenditure		2,61,77,055
Total : 80		2,61,77,055
Total : 2225		2,93,03,218
<i>Total : (e) Welfare of Scheduled Castes, Scheduled Tribes and Other Backward Classes.</i>		2,93,03,218
<i>(f) Labour and Labour Welfare</i>		
2230 Labour and Employment		
<i>01 Labour</i>		
101 Industrial Relations		26,86,586
Total : 01		26,86,586
<i>02 Employment Service</i>		
001 Direction and Administration		31,94,098
004 Research , Survey and Statistics		3,82,518
101 Employment Services		67,48,682
Total : 02		1,03,25,298

NO. 11
BY MINOR HEADS -Contd.
 Charged expenditure)
 for 1999-2000

Plan	Centrally Sponsored Plan Schemes (including NEC, Central Plan and Sub-Plan Schemes)	Total
(3) Rs.	(4) Rs.	(5) Rs.
1,75,50,279	...	2,06,76,442
...	13,00,672	13,00,672
<u>1,75,50,279</u>	<u>13,00,672</u>	<u>2,19,77,114</u>
10,91,139	...	2,72,68,194
<u>10,91,139</u>	<u>...</u>	<u>2,72,68,194</u>
<u>18,78,70,079</u>	<u>7,58,11,458</u>	<u>29,29,84,755</u>
<u>18,78,70,079</u>	<u>7,58,11,458</u>	<u>29,29,84,755</u>
31,55,320	...	58,41,906
<u>31,55,320</u>	<u>...</u>	<u>58,41,906</u>
42,83,806	...	74,77,904
...	...	3,82,518
...	...	67,48,682
<u>42,83,806</u>	<u>...</u>	<u>1,46,09,104</u>

**STATEMENT
DETAILED ACCOUNTS OF EXPENDITURE**

(Figures in italics represent

Heads

Actuals

Non-Plan

	(1)	(2) Rs.
<i>B. SOCIAL SERVICES -Contd.</i>		
<i>(f) Labour and Labour Welfare -Concl'd.</i>		
2230 Labour and Employment Welfare -Concl'd.		
<i>03 Training</i>		
003 Training of Craftsmen and Supervisors		1,41,43,564
101 Industrial Training Institute		...
102 Apprenticeship Training		11,95,960
Total : 03		1,53,39,524
 Total : 2230		2,83,51,408
 Total : (f) Labour and Labour Welfare		2,83,51,408
 <i>(g) Social Welfare and Nutrition</i>		
2235 Social Security and Welfare		
<i>01 Rehabilitation</i>		
001 Direction and Administration		18,78,842
200 Other Relief Measures		4,23,87,523
Total : 01		4,42,66,365
 <i>02 Social Welfare</i>		
001 Direction and Administration		26,03,838
101 Welfare of handicapped		32,53,207
102 Child Welfare		89,65,592
103 Women's Welfare		2,45,14,589
104 Welfare of aged, infirm and destitute		44,36,087
105 Prohibition		5,99,91,108
106 Correctional Services		...
107 Assistance to Voluntary Organisation		6,07,838
800 Other expenditure		14,24,011
Total : 02		10,57,96,270

NO. 11**BY MINOR HEADS -Contd.**

Charged expenditure)

for 1999-2000

Plan	Centrally Sponsored Plan Schemes (including NEC, Central Plan and Sub-Plan Schemes)	Total
(3)	(4)	(5)
Rs.	Rs.	Rs.
43,62,835	...	1,85,06,399
21,04,749	...	21,04,749
5,430	...	12,01,390
<u>64,73,014</u>	<u>...</u>	<u>2,18,12,538</u>
<u>1,39,12,140</u>	<u>...</u>	<u>4,22,63,548</u>
<u>1,39,12,140</u>	<u>...</u>	<u>4,22,63,548</u>
...	...	18,78,842
...	...	4,23,87,523
<u>...</u>	<u>...</u>	<u>4,42,66,365</u>
43,72,486	...	69,76,324
35,73,675	...	68,26,882
3,75,943	10,14,40,106	11,07,81,641
12,22,685	...	2,57,37,274
...	...	44,36,087
90,000	...	6,00,81,108
10,000	...	10,000
10,00,000	...	16,07,838
...	...	14,24,011
<u>1,06,44,789</u>	<u>10,14,40,106</u>	<u>21,78,81,165</u>

STATEMENT
DETAILED ACCOUNTS OF EXPENDITURE

(Figures in italics represent
Actuals
Non-Plan

<i>Heads</i>	(1)	(2) Rs.
<i>B. SOCIAL SERVICES -Concl.</i>		
<i>(g) Social Welfare and Nutrition -Concl.</i>		
2235 Social Security and Welfare -Concl.		
60	<i>Other Social Security and Welfare Programmes</i>	
102	Pension under Social Security Scheme	7,75,042
105	Government Employees Schemes	25,41,614
200	Other Programmes	17,98,194
800	Other Expenditure	...
	Total : 60	51,14,850
	Total : 2235	15,51,77,485
 2236 Nutrition		
02	<i>Distribution of Nutritious food and beverages</i>	
101	Special Nutrition Programmes	7,27,917
	Total : 2236	7,27,917
 2245 Relief on Account of Natural Calamities		
01	<i>Drought</i>	
102	Drinking Water Supply	1,00,75,076
	Total : 01	1,00,75,076
05	<i>Calamity Relief Fund</i>	
101	Transfers to/from Reserve Funds and Deposit Account - Calamity Relief Fund	7,00,000
	Total : 05	7,00,000
80	<i>General</i>	
800	Other expenditure	5,60,50,000
	Total : 80	5,60,50,000
	Total : 2245	6,68,25,076
	Total : (g) Social Welfare and Nutrition	22,27,30,478

NO. 11**BY MINOR HEADS -Contd.**

Charged expenditure)

for 1999-2000

Plan	Centrally Sponsored Plan Schemes (including NEC, Central Plan and Sub-Plan Schemes)	Total
(3) Rs.	(4) Rs.	(5) Rs.
...	...	7,75,042
...	...	25,41,614
...	...	17,98,194
6,83,789	...	6,83,789
<u>6,83,789</u>	<u>...</u>	<u>57,98,639</u>
<u>1,13,28,578</u>	<u>10,14,40,106</u>	<u>26,79,46,169</u>
2,26,66,111	...	2,33,94,028
<u>2,26,66,111</u>	<u>...</u>	<u>2,33,94,028</u>
...	...	1,00,75,076
<u>...</u>	<u>...</u>	<u>1,00,75,076</u>
...	...	7,00,000
<u>...</u>	<u>...</u>	<u>7,00,000</u>
...	...	5,60,50,000
<u>...</u>	<u>...</u>	<u>5,60,50,000</u>
...	...	6,68,25,076
<u>...</u>	<u>...</u>	<u>35,81,65,273</u>
<u>3,39,94,689</u>	<u>10,14,40,106</u>	<u>35,81,65,273</u>

**STATEMENT
DETAILED ACCOUNTS OF EXPENDITURE**

(Figures in italics represent
Actuals
Non-Plan

	<i>Heads</i>	
	(1)	(2)
		Rs.
<i>B. SOCIAL SERVICES -Concl'd.</i>		
<i>(h) Others</i>		
2250 Other Social Services		
101 Donations for Charitable purpose		13,62,500
800 Other expenditure		...
Total : 2250		13,62,500
2251 Secretariat - Social Services		
090 Secretariat		3,18,52,618
Total : 2251		3,18,52,618
Total : (h) Others		3,32,15,118
TOTAL : B. SOCIAL SERVICES		9,69,451
		3,87,68,90,262
 <i>C. ECONOMIC SERVICES</i>		
<i>(a) Agriculture and Allied Activities</i>		
2401 Crop Husbandry		
001 Direction and Administration		7,34,24,000
102 Foodgrain Crops		56,23,000
103 Seeds		91,24,900
104 Agricultural Farms		47,00,000
105 Manures and Fertilizers		30,62,000
107 Plant Protection		44,70,000
108 Commercial Crops		65,08,000
109 Extension and Farmers' Training		1,96,85,100
111 Agricultural Economic and Statistics		...
113 Agricultural Engineering		76,26,000
119 Horticulture and Vegetable Crops		1,09,90,000
800 Other expenditure		...
Total : 2401		14,52,13,000

NO. 11**BY MINOR HEADS -Contd.**

(charged expenditure)

for 1999-2000

Plan	Centrally Sponsored Plan Schemes (including NEC, Central Plan and Sub-Plan Schemes)	Total
(3)	(4)	(5)
Rs.	Rs.	Rs.
...	...	13,62,500
...
...	...	13,62,500
...	...	3,18,52,618
...	...	3,18,52,618
...	...	3,32,15,118
85,34,79,556	32,72,59,108	5,05,85,98,377
6,46,31,000	...	13,80,55,000
53,55,000	10,81,90,432	11,91,68,432
38,21,000	...	1,29,45,900
46,60,000	...	93,60,000
1,72,000	...	32,34,000
24,19,000	...	68,89,000
3,50,000	32,00,000	1,00,58,000
7,43,000	5,00,000	2,09,28,100
15,000	...	15,000
3,01,000	...	79,27,000
65,32,000	...	1,75,22,000
31,48,000	18,39,066	49,87,066
9,21,47,000	11,37,29,498	35,10,89,498

**STATEMENT
DETAILED ACCOUNTS OF EXPENDITURE**

(Figures in italics represent

Heads

Actuals

Non-Plan

(1)

(2)

Rs.

C. ECONOMIC SERVICES -Contd.

(a) Agricultural and Allied Activities - Contd.

2402 Soil and Water Conservation

001	Direction and Administration	2,81,80,836
101	Soil Survey and Testing	60,67,000
102	Soil Conservation	2,11,07,160

Total : 2402

5,53,54,996

2403 Animal Husbandry

001	Direction and Administration	6,99,79,937
101	Veterinary Services and Animal Health	9,72,67,507
102	Cattle and Buffalo Development	4,27,29,240
103	Poultry Development	42,83,346
104	Sheep and Wool Development	...
105	Piggery Development	...
106	Other Livestock Development	...
107	Fodder and Feed Development	18,78,068
109	Extension and Training	1,07,041
113	Administrative Investigation and Statistics	...
800	Other Expenditure	...

Total : 2403

21,62,45,139

2404 Dairy Development

001	Direction and Administration	17,16,513
102	Dairy Development Project	21,74,930

Total : 2404

38,91,443

NO. 11**BY MINOR HEADS -Contd.**Charged expenditure)
for 1999-2000

Plan	Centrally Sponsored Plan Schemes (including NEC, Central Plan and Sub-Plan Schemes)	Total
(3)	(4)	(5)
Rs.	Rs.	Rs.
1,28,75,000	...	4,10,55,836
17,70,000	...	78,37,000
68,80,933	...	2,79,88,093
<u>2,15,25,933</u>	<u>...</u>	<u>7,68,80,929</u>
17,85,348	...	7,17,65,285
2,42,56,452	3,89,544	12,19,13,503
37,82,805	44,56,063	5,09,68,108
22,30,129	...	65,13,475
80,149	...	80,149
18,44,688	...	18,44,688
14,11,707	2,87,000	16,98,707
1,36,490	...	20,14,558
1,15,200	1,80,316	4,02,557
12,53,958	78,269	13,32,227
...	37,36,738	37,36,738
<u>3,68,96,926</u>	<u>91,27,930</u>	<u>26,22,69,995</u>
13,70,147	...	30,86,660
15,24,659	1,40,777	38,40,366
<u>28,94,806</u>	<u>1,40,777</u>	<u>69,27,026</u>

STATEMENT
DETAILED ACCOUNTS OF EXPENDITURE

(Figures in italics represent

Heads

Actuals

Non-Plan

(1)

(2)

Rs.

C. ECONOMIC SERVICES -Contd.

(a) Agriculture and Allied Activities - Contd.

2405 Fisheries

001	Direction and Administration	7,16,08,793
101	Inland Fisheries	78,89,578
105	Processing, Preservation and Marketing	...
109	Extension and Training	57,45,983
110	Mechanisation and Improvement of Fish Crafts	...
800	Other expenditure	...

Total : 2405

8,52,44,354

2406 Forestry and Wild Life

01 Forestry

001	Direction and Administration	11,17,02,554
005	Survey and Utilisation of Forests Resources	...
013	Statistics	...
070	Communications and Buildings	...
101	Forests Conservation Development & Regeneration	...
102	Social and Farm Forestry	...
105	Forest Produce	...
109	Extension and Training	...

Total : 01

11,17,02,554

02 Environmental Forestry and Wild Life

110	Wild Life Preservation	...
111	Zoological Park	...

Total : 02

Total : 2406

11,17,02,554

NO. 11**BY MINOR HEADS -Contd.**Charged expenditure)
for 1999-2000

Plan (3) Rs.	Centrally Sponsored Plan Schemes (including NEC, Central Plan and Sub-Plan Schemes) (4) Rs.	Total (5) Rs.
1,21,02,096	...	8,37,10,889
4,97,479	...	83,87,057
38,214	...	38,214
1,02,724	...	58,48,707
9,932	...	9,932
55,75,100	...	55,75,100
<u>1,83,25,545</u>	<u>...</u>	<u>10,35,69,899</u>
87,99,686		12,05,02,240
19,35,899	...	19,35,899
2,43,811	...	2,43,811
3,07,704	...	3,07,704
4,20,848	35,68,500	39,89,348
92,96,581	...	92,96,581
2,43,986	59,44,000	61,87,986
9,98,000	...	9,98,000
<u>2,22,46,515</u>	<u>95,12,500</u>	<u>14,34,61,569</u>
6,71,288	5,97,93,618	6,04,64,906
6,82,650	...	6,82,650
<u>13,53,938</u>	<u>5,97,93,618</u>	<u>6,11,47,556</u>
<u>2,36,00,453</u>	<u>6,93,06,118</u>	<u>20,46,09,125</u>

**STATEMENT
DETAILED ACCOUNTS OF EXPENDITURE**

(Figures in italics represent

Heads

Actuals

Non-Plan

(1)

(2)

Rs.

C. ECONOMIC SERVICES - Contd.

(a) Agricultural and Allied Activities - Contd.

2407 Plantations

03 Rubber

800 Other expenditure

Total : 2407

...

...

2408 Food Storage and Warehousing

01 Food

001 Direction and Administration

102 Food Subsidies

103 Food Processing

800 Other expenditure

Total : 01

4,05,75,522

87,19,813

...

2,38,244

4,95,33,579

02 Storage & Warehousing

101 Rural Godown Programme

Total : 02

Total : 2408

2,41,000

2,41,000

4,97,74,579

2415 Agricultural Research and Education

01 Crop Husbandry

004 Research & Evaluation

277 Education

800 Other Expenditure

Total : 01

66,83,000

26,40,000

...

93,23,000

80 General

150 Assistance to I.C.A.R.

277 Education

Total : 80

Total : 2415

...

...

...

93,23,000

NO. 11**BY MINOR HEADS -Contd.**Charged expenditure)
for 1999-2000

Plan	Centrally Sponsored Plan Schemes (including NEC, Central Plan and Sub-Plan Schemes)	Total
(3) Rs.	(4) Rs.	(5) Rs.
7,84,000	...	7,84,000
<u>7,84,000</u>	<u>...</u>	<u>7,84,000</u>
51,49,242	...	4,57,24,764
...	...	87,19,813
...	3,81,000	3,81,000
...	...	2,38,244
<u>51,49,242</u>	<u>3,81,000</u>	<u>5,50,63,821</u>
8,37,000	...	10,78,000
<u>8,37,000</u>	<u>...</u>	<u>10,78,000</u>
<u>59,86,242</u>	<u>3,81,000</u>	<u>5,61,41,821</u>
15,47,000	4,45,000	86,75,000
...	74,66,000	1,01,06,000
...	94,540	94,540
<u>15,47,000</u>	<u>80,05,540</u>	<u>1,88,75,540</u>
19,84,000	...	19,84,000
8,27,000	...	8,27,000
<u>28,11,000</u>	<u>...</u>	<u>28,11,000</u>
<u>43,58,000</u>	<u>80,05,540</u>	<u>2,16,86,540</u>

**STATEMENT
DETAILED ACCOUNTS OF EXPENDITURE**

(Figures in italics represent
Actuals
Non-Plan)

	<i>Heads</i>	
	(1)	(2) Rs.
<i>C. ECONOMIC SERVICES - Contd.</i>		
<i>(a) Agricultural and Allied Activities - Concl'd.</i>		
2425	Co-operation	
001	Direction and Administration	5,63,76,338
003	Training	...
004	Research and Evaluation	...
101	Audit of Co-operatives	1,19,68,250
105	Information and Publicity	...
108	Assistance to Other Co-operatives	...
	Total : 2425	6,83,44,588
2435	Other Agricultural Programmes	
01	<i>Marketing and Quality control</i>	
101	Marketing facilities	...
	Total : 2435	...
	Total : (a) <i>Agriculture and Allied Activities</i>	74,50,93,653
 <i>(b) Rural Development</i>		
2501	Special Programmes for Rural Development	
01	<i>Integrated Rural Development Programme</i>	
001	Direction and Administration	...
101	Subsidy to District Rural Development Agencies	...
	Total : 01	...
04	<i>Integrated Rural Energy planning</i>	
105	Project Implementation	...
	Total : 04	...
	Total : 2501	...

NO. 11**BY MINOR HEADS -Contd.**

Charged expenditure)

for 1999-2000

Plan	Centrally Sponsored Plan Schemes (including NEC, Central Plan and Sub-Plan Schemes)	Total
(3)	(4)	(5)
Rs.	Rs.	Rs.
1,24,01,079	...	6,87,77,417
15,34,000	...	15,34,000
50,000	...	50,000
...	...	1,19,68,250
40,000	...	40,000
50,000	...	50,000
<u>1,40,75,079</u>	<u>...</u>	<u>8,24,19,667</u>
4,05,000	...	4,05,000
<u>4,05,000</u>	<u>...</u>	<u>4,05,000</u>
<u>22,09,98,984</u>	<u>20,06,90,863</u>	<u>1,16,67,83,500</u>
20,40,695	...	20,40,695
67,75,500	...	67,75,500
<u>88,16,195</u>	<u>...</u>	<u>88,16,195</u>
11,22,141	11,51,984	22,74,125
<u>11,22,141</u>	<u>11,51,984</u>	<u>22,74,125</u>
<u>99,38,336</u>	<u>11,51,984</u>	<u>1,10,90,320</u>

**STATEMENT
DETAILED ACCOUNTS OF EXPENDITURE**

(Figures in italics represent
Actuals
Non-Plan)

	<i>Heads</i>	
	(1)	(2)
		Rs.
<i>C. ECONOMIC SERVICES - Contd.</i>		
<i>(b) Rural Development - Concl'd.</i>		
2505 Rural Employment		
<i>01 National Programmes</i>		
701 Jawahar Rozgar Yojna		...
<i>60 Other Programme</i>		
800 Other Expenditure		...
Total : 2505		...
2515 Other Rural Development Programmes		
001 Direction and Administration		1,31,66,120
101 Panchayati Raj		1,94,74,342
102 Community Development		5,94,33,489
Total : 2515		9,20,73,951
Total : (b) Rural Development		9,20,73,951
<i>(c) Special Areas Programmes</i>		
2552 North Eastern Areas		
<i>01 Hydel Generation -</i>		
005 Investigation		...
<i>Soil and Water Conservation -</i>		
103 Seeds		...
800 Other expenditure		...
Total : 2552		...
Total : (c) Special Areas Programmes		...

NO. 11**BY MINOR HEADS -Contd.**

Charged expenditure)

for 1999-2000

Plan	Centrally Sponsored Plan Schemes (including NEC, Central Plan and Sub-Plan Schemes)	Total
(3) Rs.	(4) Rs.	(5) Rs.
4,27,24,700	...	4,27,24,700
7,30,00,000	...	7,30,00,000
<u>11,57,24,700</u>	<u>...</u>	<u>11,57,24,700</u>
...	...	1,31,66,120
59,43,350	...	2,54,17,692
2,95,34,416	...	8,89,67,905
<u>3,54,77,766</u>	<u>...</u>	<u>12,75,51,717</u>
<u>16,11,40,802</u>	<u>11,51,984</u>	<u>25,43,66,737</u>
...	24,32,569	24,32,569
...	1,08,000	1,08,000
...	2,00,000	2,00,000
<u>...</u>	<u>3,08,000</u>	<u>27,40,569</u>
<u>...</u>	<u>3,08,000</u>	<u>27,40,569</u>

**STATEMENT
DETAILED ACCOUNTS OF EXPENDITURE**

(Figures in italics represent

Heads

Actuals

Non-Plan

(1)

(2)

Rs.

C. ECONOMIC SERVICES - Contd.

(d) Irrigation and Flood Control

2701 Major and Medium Irrigation

04 Medium Irrigation Non-Commercial

001 Direction and Administration

...

799 Suspense

- 48,92,593

Total : 04

- 48,92,593

80 General

800 Other expenditure

8,83,34,470

Total : 80

8,83,34,470

Total : 2701

8,34,41,877

2702 Minor Irrigation

80 General

001 Direction and Administration

...

052 Machinery and Equipment

76,350

799 Suspense

31,85,555

800 Other expenditure

...

Total : 80

32,61,905

Total : 2702

32,61,905

NO. 11**BY MINOR HEADS -Contd.**

Charged expenditure)

For 1999-2000

Plan	Centrally Sponsored Plan Schemes (including NEC, Central Plan and Sub-Plan Schemes)	Total
(3) Rs.	(4) Rs.	(5) Rs.
7,11,70,277	...	7,11,70,277
...	...	- 48,92,593
<u>7,11,70,277</u>	<u>...</u>	<u>6,62,77,684</u>
...	...	8,83,34,470
<u>...</u>	<u>...</u>	<u>8,83,34,470</u>
<u>7,11,70,277</u>	<u>...</u>	<u>15,46,12,154</u>
90,92,615	...	90,92,615
...	...	76,350
...	...	31,85,555
3,87,69,464	...	3,87,69,464
<u>4,78,62,079</u>	<u>...</u>	<u>5,11,23,984</u>
<u>4,78,62,079</u>	<u>...</u>	<u>5,11,23,984</u>

**STATEMENT
DETAILED ACCOUNTS OF EXPENDITURE**

(Figures in italics represent

Actuals

Non-Plan

Heads

	(1)	
		(2) Rs.
<i>C. ECONOMIC SERVICES - Contd.</i>		
<i>(d) Irrigation and Flood Control -Concl'd.</i>		
2705 Command Area Development		
800 Other expenditure		...
Total : 2705		_____

2711 Flood Control and Drainage		
01 <i>Flood Control</i>		
001 Direction and Administration		...
052 Machinery and Equipments		4,54,134
799 Suspense		56,44,226
800 Other expenditure		1,92,56,555
Total : 01		_____
Total : 2711		_____
<i>Total : (d) Irrigation and Flood Control</i>		_____
		11,20,58,697
<i>(e) Energy</i>		
2801 Power		
01 <i>Hydel Generation</i>		
101 Purchase of Power		16,98,00,000
102 Hydro Electric Schemes		33,32,112
Total : 01		_____
		17,31,32,112
04 <i>Diesel/Gas Power Generation</i>		
001 Direction and Administration		7,31,75,785
052 Machinery and Equipments		45,583
799 Suspense		- 88,67,643
800 Other expenditure		7,21,38,267
Total : 04		_____
Total : 2801		_____
		13,64,91,992

		30,96,24,104

NO. 11**BY MINOR HEADS -Contd.**

Charged expenditure)

for 1999-2000

Plan	Centrally Sponsored Plan Schemes (including NEC, Central Plan and Sub-Plan Schemes)	Total
(3) Rs.	(4) Rs.	(5) Rs.
1,86,65,039	1,26,63,660	3,13,28,699
<u>1,86,65,039</u>	<u>1,26,63,660</u>	<u>3,13,28,699</u>
6,98,23,836	...	6,98,23,836
...	...	4,54,134
...	...	56,44,226
...	...	1,92,56,555
<u>6,98,23,836</u>	<u>...</u>	<u>9,51,78,751</u>
<u>6,98,23,836</u>	<u>...</u>	<u>9,51,78,751</u>
<u>20,75,21,231</u>	<u>1,26,63,660</u>	<u>33,22,43,588</u>
...	...	16,98,00,000
...	...	33,32,112
<u>...</u>	<u>...</u>	<u>17,31,32,112</u>
...	...	7,31,75,785
...	...	45,583
...	...	- 88,67,643
...	...	7,21,38,267
<u>...</u>	<u>...</u>	<u>13,64,91,992</u>
<u>...</u>	<u>...</u>	<u>30,96,24,104</u>

**STATEMENT
DETAILED ACCOUNTS OF EXPENDITURE**

(Figures in italics represent

Heads

Actuals

Non-Plan

(1)

(2)

Rs.

<i>C. ECONOMIC SERVICES - Contd.</i>		
<i>(e) Energy - Concl'd.</i>		
2810	Non-Conventional Sources of Energy	
01	<i>Bio Energy</i>	.
101	National Programme for Bio Gas Development	...
	Total : 01	...
02	<i>Solar</i>	
101	Solar Thermal Energy Programme	...
102	Photovoltaic	...
	Total : 02	...
03	<i>Wind</i>	
101	Wind Energy	...
	Total : 03	...
60	<i>Others</i>	
101	Choolah	...
800	Other Expenditure	...
	Total : 60	...
	Total : 2810	...
	Total : <i>(e) Energy</i>	30,96,24,104
<i>(f) Industry and Minerals</i>		
2851	Village and Small Industries	
001	Direction and Administration	7,34,394
003	Training	30,47,024
004	Research and Development	...
101	Industrial Estate	...
102	Small Scale Industries	89,72,043
103	Handloom Industries	1,20,93,795
104	Handicraft Industries	15,65,139
105	Khadi and Village Industries	4,23,248
107	Sericulture Industries	5,95,52,130
109	Monitoring and Evaluation	...
800	Other expenditure	21,67,886
	Total : 2851	8,85,55,659

NO. 11**BY MINOR HEADS -Contd.**

Charged expenditure)

for 1999-2000

Plan	Centrally Sponsored Plan Schemes (including NEC, Central Plan and Sub-Plan Schemes)	Total
(3) Rs.	(4) Rs.	(5) Rs.
1,76,000	31,60,551	33,36,551
<u>1,76,000</u>	<u>31,60,551</u>	<u>33,36,551</u>
...
14,988	...	14,988
<u>14,988</u>	<u>...</u>	<u>14,988</u>
14,992	...	14,992
<u>14,992</u>	<u>...</u>	<u>14,992</u>
13,313	7,84,500	7,97,813
10,00,000	...	10,00,000
<u>10,13,313</u>	<u>7,84,500</u>	<u>17,97,813</u>
<u>12,19,293</u>	<u>39,45,051</u>	<u>51,64,344</u>
<u>12,19,293</u>	<u>39,45,051</u>	<u>31,47,88,448</u>
12,19,12,814	...	12,26,47,208
3,99,23,599	...	4,29,70,623
...	5,81,680	5,81,680
9,68,474	...	9,68,474
3,10,000	1,01,750	93,83,793
37,63,366	2,73,62,500	4,32,19,661
...	...	15,65,139
8,54,886	...	12,78,134
2,13,53,753	...	8,09,05,883
43,12,845	...	43,12,845
...	...	21,67,886
<u>19,33,99,737</u>	<u>2,80,45,930</u>	<u>31,00,01,326</u>

**STATEMENT
DETAILED ACCOUNTS OF EXPENDITURE**

(Figures in italics represent

Heads

Actuals

Non-Plan

(1)

(2)

Rs.

<i>C.</i>	<i>ECONOMIC SERVICES - Contd.</i>		
	<i>(f) Industry and Minerals - Concl'd.</i>		
2852	Industries		
08	<i>Consumer Industries</i>		
201	Sugar		14,19,492
600	Others		...
	Total : 08		14,19,492
80	<i>General</i>		
800	Other expenditure		...
	Total : 02		...
	Total : 2852		14,19,492
2853	Non-ferrous Mining and Metallurgical Industries		
02	<i>Regulation and Development of Mines</i>		
001	Direction and Administration		1,16,71,859
102	Mineral Exploration		...
	Total : 02		1,16,71,859
	Total : 2853		1,16,71,859
	Total : <i>(f) Industry and Minerals</i>		10,16,47,010
<i>(g)</i>	<i>Transport</i>		
3054	Roads and Bridges		
03	<i>State Highways</i>		
337	Road Works		2,86,67,435
	Total : 03		2,86,67,435

NO. 11**BY MINOR HEADS -Contd.**

Charged expenditure)

for 1999-2000

Plan	Centrally Sponsored Plan Schemes (including NEC, Central Plan and Sub-Plan Schemes)	Total
(3) Rs.	(4) Rs.	(5) Rs.
32,72,560	...	46,92,052
2,05,836	...	2,05,836
<u>34,78,396</u>	<u>...</u>	<u>48,97,888</u>
5,86,738	...	5,86,738
<u>5,86,738</u>	<u>...</u>	<u>5,86,738</u>
<u>40,65,134</u>	<u>...</u>	<u>54,84,626</u>
47,619	...	1,17,19,478
4,04,345	...	4,04,345
<u>4,51,964</u>	<u>...</u>	<u>1,21,23,823</u>
4,51,964	...	1,21,23,823
<u>19,79,16,835</u>	<u>2,80,45,930</u>	<u>32,76,09,775</u>
...	...	2,86,67,435
<u>...</u>	<u>...</u>	<u>2,86,67,435</u>

**STATEMENT
DETAILED ACCOUNTS OF EXPENDITURE**

(Figures in italics represent

Heads

Actuals

Non-Plan

(1)

(2)

Rs.

C. ECONOMIC SERVICES - Contd.

(g) Transport- Contd.

3054 Roads and Bridges

04 *District and Other Roads*

102 Bridge Works

337 Road Works

26,28,804

4,28,31,506

Total : 04

4,54,60,310

80 *General*

001 Direction and Administration

052 Machinery and Equipment

799 Suspense

800 Other expenditure

Total : 80

Total : 3054

- 2,26,08,252

65,98,729

85,68,283

86,000

- 73,55,240

6,67,72,505

3055 Transport

001 Direction and Administration

...

Total : 3055

Total : *(g) Transport*

...

6,67,72,505

(i) Science, Technology and Environment

3425 Other Scientific Research

60 *Others*

001 Direction and Administration

004 Research and Development

600 Other Schemes

...

...

...

Total : 60

Total : 3425

...

...

...

NO. 11
BY MINOR HEADS -Contd.
 Charged expenditure)
 for 1999-2000

Plan	Centrally Sponsored Plan Schemes (including NEC, Central Plan and Sub-Plan Schemes)	Total
(3)	(4)	(5)
Rs.	Rs.	Rs.
...	...	26,28,804
...	...	4,28,31,506
<hr/>	<hr/>	<hr/>
...	...	4,54,60,310
19,55,12,047	...	17,29,03,795
...	...	65,98,729
...	...	85,68,283
...	...	86,000
<hr/>	<hr/>	<hr/>
19,55,12,047	...	18,81,56,807
<hr/>	<hr/>	<hr/>
19,55,12,047	...	26,22,84,552
26,17,059	...	26,17,059
<hr/>	<hr/>	<hr/>
26,17,059	...	26,17,059
<hr/>	<hr/>	<hr/>
19,81,29,106	...	26,49,01,611
58,57,508	...	58,57,508
34,71,910	...	34,71,910
...	5,80,300	5,80,300
<hr/>	<hr/>	<hr/>
93,29,418	5,80,300	99,09,718
93,29,418	5,80,300	99,09,718

**STATEMENT
DETAILED ACCOUNTS OF EXPENDITURE**

(Figures in italics represent

Actuals

Non-Plan

Heads

	(1)	(2)
		Rs.
<i>C. ECONOMIC SERVICES - Contd.</i>		
<i>(i) Science, Technology and Environment - Concl'd.</i>		
3435 Ecology and Environment		
<i>03 Environment Research and Ecological Regeneration</i>		
003 Environmental Education/ Training/ Extension		...
Total : 03		...
<i>04 Prevention & Control of Pollution</i>		
104 Impact Assesment		...
Total : 04		...
<i>60 Others</i>		
800 Other Expenditure		...
Total : 60		...
Total : 3435		...
Total : (i) <i>Science, Technology and Environment</i>		...
<i>(j) General Economic Services</i>		
3451 Secretariat - Economic Services		
090 Secretariat		9,14,391
092 Other Offices		1,56,83,173
102 District Planning Machinery		...
Total : 3451		<u>1,65,97,564</u>
3452 Tourism		
<i>01 Infrastructures</i>		
101 Tourist Centres		...
Total : 01		...
<i>80 General</i>		
001 Direction and Administration		24,10,375
104 Promotion and Publicity		...
800 Other Expenditures		20,03,237
Total : 80		<u>44,13,612</u>
Total : 3452		<u>44,13,612</u>

NO. 11**BY MINOR HEADS -Contd.**

Charged expenditure)
for 1999-2000

Plan	Centrally Sponsored Plan Schemes (including NEC, Central Plan and Sub-Plan Schemes)	Total
(3) Rs.	(4) Rs.	(5) Rs.
17,98,128	73,750	18,71,878
<u>17,98,128</u>	<u>73,750</u>	<u>18,71,878</u>
20,00,000	...	20,00,000
<u>20,00,000</u>	<u>...</u>	<u>20,00,000</u>
26,91,427	...	26,91,427
<u>26,91,427</u>	<u>...</u>	<u>26,91,427</u>
64,89,555	73,750	65,63,305
<u>1,58,18,973</u>	<u>6,54,050</u>	<u>1,64,73,023</u>
...	...	9,14,391
6,14,22,799	...	7,71,05,972
34,07,940	...	34,07,940
<u>6,48,30,739</u>	<u>...</u>	<u>8,14,28,303</u>
1,50,000	...	1,50,000
<u>1,50,000</u>	<u>...</u>	<u>1,50,000</u>
62,74,605	...	86,84,980
...	2,50,000	2,50,000
9,19,671	...	29,22,908
<u>71,94,276</u>	<u>2,50,000</u>	<u>1,18,57,888</u>
<u>73,44,276</u>	<u>2,50,000</u>	<u>1,20,07,888</u>

**STATEMENT
DETAILED ACCOUNTS OF EXPENDITURE**

(Figures in italics represent

Heads

Actuals

Non-Plan

(1)

(2)

Rs.

C. ECONOMIC SERVICES - Contd.

(j) General Economic Services - Concl'd.

3454 Census Surveys and Statistics

01 Census

101	Computerization of Census Data	...
201	National Sample Survey Organisation	...
203	Computer Services	...
800	Other Expenditures	...

Total : 01

...

02 Surveys and Statistics

001	Direction and Administration	3,35,60,516
201	National sample Survey Organization	78,84,439
205	Statistical Agency	...

Total : 02

4,14,44,955

Total : 3454

4,14,44,955

3475 Other General Economic Services

106	Regulation of Weights and Measures	1,14,55,011
107	Regulations of Markets	42,71,000

Total : 3475

1,57,26,011

Total : *(j) General Economic Services*

7,81,82,142

NO. 11**BY MINOR HEADS -Contd.**

Charged expenditure)

for 1999-2000

Plan	Centrally Sponsored Plan Schemes (including NEC, Central Plan and Sub-Plan Schemes)	Total
(3) Rs.	(4) Rs.	(5) Rs.
...	6,47,000	6,47,000
3,83,127	...	3,83,127
5,96,399	...	5,96,399
21,20,887	87,436	22,08,323
<u>31,00,413</u>	<u>7,34,436</u>	<u>38,34,849</u>
...	...	3,35,60,516
...	...	78,84,439
41,02,678	...	41,02,678
<u>41,02,678</u>	<u>...</u>	<u>4,55,47,633</u>
<u>72,03,091</u>	<u>7,34,436</u>	<u>4,93,82,482</u>
6,25,000	...	1,20,80,011
11,98,592	...	54,69,592
<u>18,23,592</u>	<u>...</u>	<u>1,75,49,603</u>
<u>8,12,01,698</u>	<u>9,84,436</u>	<u>16,03,68,276</u>

**STATEMENT
DETAILED ACCOUNTS OF EXPENDITURE**

(Figures in italics represent

Heads

Actuals

Non-Plan

(1)

(2)

Rs.

C. *ECONOMIC SERVICES -Concl'd.*

TOTAL : C. *ECONOMIC SERVICES*

1,50,54,52,062

TOTAL : EXPENDITURE HEADS
(REVENUE ACCOUNT)

1,35,78,00,527
9,53,80,61,783

EXPENDITURE HEADS
(CAPITAL ACCOUNTS)

A *CAPITAL ACCOUNT OF GENERAL SERVICES*

4059 Capital Outlay on Public Works

...

TOTAL : A *CAPITAL ACCOUNT OF GENERAL
SERVICES*

...

B *CAPITAL ACCOUNT OF SOCIAL SERVICES*

(a) *Capital Account of Education, Sports, Art and Culture*

4202 Capital Outlay on Education, Sports, Art and Culture

1,47,12,381

Total : (a) *Capital Account of Education, Sports, Art and
Culture*

1,47,12,381

(b) *Capital Account of Health and Family Welfare*

4210 Capital Outlay on Medical and Public Health

...

Total : (b) *Capital Account of Health and Family
Welfare*

...

NO. 11**BY MINOR HEADS -Contd.**

Charged expenditure)

for 1999-2000

Plan	Centrally Sponsored Plan Schemes (including NEC, Central Plan and Sub-Plan Schemes)	Total
(3)	(4)	(5)
Rs.	Rs.	Rs.
<u>1,08,39,46,922</u>	<u>25,08,76,543</u>	<u>2,84,02,75,527</u>
<u>2,00,58,29,255</u>	<u>57,81,70,696</u>	<u>13,47,98,62,261</u>
5,23,75,738	...	5,23,75,738
<u>5,23,75,738</u>	<u>...</u>	<u>5,23,75,738</u>
2,60,37,705	...	4,07,50,086
<u>2,60,37,705</u>	<u>...</u>	<u>4,07,50,086</u>
7,59,628	...	7,59,628
<u>7,59,628</u>	<u>...</u>	<u>7,59,628</u>

**STATEMENT
DETAILED ACCOUNTS OF EXPENDITURE**

(Figures in italics represent

Heads

Actuals

Non-Plan

	(1)	(2) Rs.
C.	<i>CAPITAL ACCOUNT OF SOCIAL SERVICES -Concl'd.</i>	
	<i>(c) Capital Account of Water Supply, Sanitation, Housing and Urban Development</i>	
4215	Capital Outlay on Water Supply and Sanitation	...
4216	Capital outlay on Housing	2,14,846
4217	Capital Outlay on Urban Development	...
	Total : (c) <i>Capital Account of Water Supply, Sanitation, Housing and Urban Development</i>	2,14,846
	<i>(g) Capital Account of Social Welfare and Nutrition</i>	
4235	Capital Outlay on Social Security and Welfare	...
	Total : (g) <i>Capital Account of Social Welfare and Nutrition</i>	...
	Total : B. <i>CAPITAL ACCOUNT OF SOCIAL SERVICES</i>	1,49,27,227
	 C. CAPITAL ACCOUNT OF ECONOMIC SERVICES	
	<i>(a) Capital Account of Agriculture and Allied Activities</i>	
4401	Capital Outlay on Crop Husbandry	25,60,313

NO. 11**BY MINOR HEADS -Contd.**

Charged expenditure)
for 1999-2000

Plan	Centrally Sponsored Plan Schemes (including NEC, Central Plan and Sub-Plan Schemes)	Total
(3) Rs.	(4) Rs.	(5) Rs.
53,47,50,244	4,83,02,787	58,30,53,031
8,48,64,767	...	8,50,79,613,
28,00,000	...	28,00,000
<hr/>	<hr/>	<hr/>
62,24,15,011	4,83,02,787	67,09,32,644
5,99,555	...	5,99,555
<hr/>	<hr/>	<hr/>
5,99,555	...	5,99,555
<hr/>	<hr/>	<hr/>
64,98,11,899	4,83,02,787	71,30,41,913
...	...	25,60,313

STATEMENT
DETAILED ACCOUNTS OF EXPENDITURE

(Figures in italics represent

Heads

Actuals

Non-Plan

(1)

(2)

Rs.

C. CAPITAL ACCOUNT OF ECONOMIC SERVICES -Contd.

(a) Capital Account of Agriculture and Allied Activities - Concl'd.

4402	Capital Outlay on Soil and Water Conservation	...
4403	Capital Outlay on Animal Husbandry	...
4404	Capital Outlay on Dairy Development	...
4405	Capital Outlay on Fisheries	...
4408	Capital Outlay on Food Storage and Warehousing	65,96,998
4415	Capital Outlay on Agricultural Research & Education	...
4416	Investment in Agricultural Financial Institutions	...
4425	Capital Outlay on Co-operation	...

Total : (a) Capital Account of Agriculture and Allied Activities	91,57,311
--	-----------

(b) Capital Account of Rural Development

4515	Capital Outlay on other Rural Development Programmes	...
Total : (b) Capital Account of Rural Development		...

(c) Capital Account of Special Areas Programmes

4552	Capital Outlay on North Eastern Areas	...
------	---------------------------------------	-----

Total : (c) Capital Account of Special Areas Programmes	...
---	-----

(d) Capital Account of Irrigation and Flood Control

4701	Capital Outlay on Major and Medium Irrigation	...
4702	Capital Outlay on Minor Irrigation	...
4711	Capital Outlay on Flood Control Projects	...

Total : (d) Capital Account of Irrigation and Flood Control	...
---	-----

NO. 11**BY MINOR HEADS -Contd.**

Charged expenditure)

for 1999-2000

Plan	Centrally Sponsored Plan Schemes (including NEC, Central Plan and Sub-Plan Schemes)	Total
(3)	(4)	(5)
Rs.	Rs.	Rs.
42,878	...	42,878
3,30,903	...	3,30,903
1,63,083	...	1,63,083
...	50,000	50,000
- 1,49,63,219	...	- 83,66,221
1,07,05,000	...	1,07,05,000
35,34,200	...	35,34,200
1,29,00,000	81,24,000	2,10,24,000
<u>1,27,12,845</u>	<u>81,74,000</u>	<u>3,00,44,156</u>
2,69,847	...	2,69,847
<u>2,69,847</u>	<u>...</u>	<u>2,69,847</u>
...	74,11,132	74,11,132
<u>...</u>	<u>74,11,132</u>	<u>74,11,132</u>
37,62,28,313	...	37,62,28,313
4,54,65,026	...	4,54,65,026
1,99,66,430	...	1,99,66,430
<u>44,16,59,769</u>	<u>...</u>	<u>44,16,59,769</u>

**STATEMENT
DETAILED ACCOUNTS OF EXPENDITURE**

(Figures in italics represent

Heads

Actuals
Non-Plan

(1)

(2)
Rs.

C. CAPITAL ACCOUNT OF ECONOMIC SERVICES -Contd.

(e) Capital Account of Energy

4801	Capital Outlay on Power Projects	...
------	----------------------------------	-----

Total : (e) Capital Account of Energy	...
--	-----

(f) Capital Account of Industry and Minerals

4851	Capital Outlay on Village and Small Industries	...
------	--	-----

4854	Capital Outlay on Cement & Non-Metallic Mineral Industries	...
------	--	-----

4860	Capital Outlay on Consumer Industries	...
------	---------------------------------------	-----

Total : (f) Capital Account of Industry & Minerals	...
---	-----

(g) Capital Account of Transport

5054	Capital Outlay on Roads and Bridges	...
------	-------------------------------------	-----

5055	Capital Outlay on Roads Transport	...
------	-----------------------------------	-----

Total : (g) Capital Account of Transport	...
---	-----

NO. 11**BY MINOR HEADS -Contd.**

charged expenditure)

for 1999-2000

Plan	Centrally Sponsored Plan Schemes (including NEC, Central Plan and Sub-Plan Schemes)	Total
(3)	(4)	(5)
Rs.	Rs.	Rs.
1,85,66,22,078	...	1,85,66,22,078
<u>1,85,66,22,078</u>	<u>...</u>	<u>1,85,66,22,078</u>
3,12,46,858	...	3,12,46,858
1,10,00,000	...	1,10,00,000
2,24,96,576	...	2,24,96,576
<u>6,47,43,434</u>	<u>...</u>	<u>6,47,43,434</u>
45,69,16,897	...	45,69,16,897
1,26,21,949	...	1,26,21,949
<u>46,95,38,846</u>	<u>...</u>	<u>46,95,38,846</u>

**STATEMENT
DETAILED ACCOUNTS OF EXPENDITURE**

(Figures in italics represent

Heads

Actuals

Non-Plan

(1)

(2)

Rs.

C. CAPITAL ACCOUNT OF ECONOMIC SERVICES -Contd.

(i) Capital Account of Science Technology and Environment

5425 Capital Outlay on other Scientific and Environment Research ...

Total : **(i) Capital Account of Science Technology and Environment**

...

(j) Capital Account of General Economic Services

5452 Capital Outlay on Tourism ...

Total : **(j) Capital Account of General Economic Services**

...

Total : C. CAPITAL ACCOUNT OF ECONOMIC SERVICES

91,57,311

**TOTAL : EXPENDITURE HEADS
(CAPITAL HEADS)**

2,40,84,538

GRAND TOTAL : SERVICE HEAD

(Revenue Account & Capital Account)

10,91,99,46,848

NO. 11
BY MINOR HEADS -Concl'd.
 (charged expenditure)
 for 1999-2000

Plan	Centrally Sponsored Plan Schemes (including NEC, Central Plan and Sub-Plan Schemes)	Total
(3) Rs.	(4) Rs.	(5) Rs.
5,00,387	...	5,00,387
<hr/> 5,00,387 <hr/>	<hr/> ... <hr/>	<hr/> 5,00,387 <hr/>
...	14,44,064	14,44,064
<hr/> ... <hr/>	<hr/> 14,44,064 <hr/>	<hr/> 14,44,064 <hr/>
<hr/> 2,84,60,47,206 <hr/>	<hr/> 1,70,29,196 <hr/>	<hr/> 2,87,22,33,713 <hr/>
<hr/> 3,54,82,34,843 <hr/>	<hr/> 6,53,31,983 <hr/>	<hr/> 3,63,76,51,364 <hr/>
<hr/> 5,55,40,64,098 <hr/>	<hr/> 64,35,02,679 <hr/>	<hr/> 17,11,75,13,625 <hr/>

STATEMENT

DETAILED STATEMENT OF CAPITAL EXPENDITURE

Nature of Expenditure

Expenditure
Non-Plan

	(1)	(2) Rs.
A. CAPITAL ACCOUNT OF GENERAL SERVICES		
4059 Capital Outlay on Public Works		
<i>01 Office Buildings</i>		
101 Construction-General Pool Accommodation		...
201 Acquisition of Land		...
800 Other expenditure		...
Total : <i>01. Office Buildings</i>		...
<i>60 Other Buildings</i>		
051 Construction		...
Total : 60		...
<i>80 General</i>		
001 Direction and Administration		
800 Other expenditure		...
Total : 80		...
Total : 4059		...
4070 Capital Outlay on Other Administrative Services		
003 Training		...
800 Other expenditure		...
Total : 4070		...
TOTAL : A. CAPITAL ACCOUNT OF GENERAL SERVICES		...
B. CAPITAL ACCOUNT OF SOCIAL SERVICES		
(a) Capital Account of Education, Sports, Art and Culture		
4202 Capital Outlay on Education, Sports, Art and Culture		
<i>01 General Education</i>		
201 Elementary Education		...
202 Secondary Education		...
203 University and Higher Education		...
600 General		...
800 Other expenditure		...
Total : <i>01 General Education</i>		...

NO. 12**DURING AND TO THE END OF THE YEAR 1999-2000**

during the year

<i>Plan</i>	<i>Centrally Sponsored Plan Schemes (including NEC, Central Plan and Sub-Plan Schemes)</i>	<i>Total</i>	<i>Expenditure to the end of the year</i>
(3)	(4)	(5)	(6)
Rs.	Rs.	Rs.	Rs.
5,22,22,822	...	5,22,22,822	49,68,11,151
...	1,06,52,641
...	8,66,99,998
<u>5,22,22,822</u>	<u>...</u>	<u>5,22,22,822</u>	<u>59,41,63,790</u>
1,15,000	...	1,15,000	27,24,89,388
<u>1,15,000</u>	<u>...</u>	<u>1,15,000</u>	<u>27,24,89,388</u>
...	1,36,87,046
37,916	...	37,916	10,39,28,773
<u>37,916</u>	<u>...</u>	<u>37,916</u>	<u>11,76,15,819</u>
<u>5,23,75,738</u>	<u>...</u>	<u>5,23,75,738</u>	<u>98,42,68,997</u>
...	49,29,178
...	14,97,819
<u>...</u>	<u>...</u>	<u>...</u>	<u>64,26,997</u>
<u>5,23,75,738</u>	<u>...</u>	<u>5,23,75,738</u>	<u>99,06,95,994</u>
- 1,24,59,160	...	- 1,24,59,160	26,81,91,519
9,50,957	...	9,50,957	8,98,66,196
19,11,397	...	19,11,397	5,16,54,455
...	64,46,986
...	33,72,95,370
<u>- 95,96,806</u>	<u>...</u>	<u>- 95,96,806</u>	<u>75,34,54,526</u>

STATEMENT
DETAILED STATEMENT OF CAPITAL EXPENDITURE

Expenditure
Non-Plan

Nature of Expenditure

	(1)	(2) Rs.
B. CAPITAL ACCOUNT OF SOCIAL SERVICES -Contd.		
(a) Capital Account of Education, sports, Art and Culture - Concl'd.		
4202 Capital Outlay on Education, Sports, Art and Culture - Concl'd.		
02 <i>Technical Education</i>		
105 Engineering/ Technical Colleges & Institutes		...
800 Other expenditure		...
Total : 02. <i>Technical Education</i>		...
03 <i>Sports and Youth Services - Sports Stadia</i>		
101 Youth Hostels		...
102 Sports Stadia		1,47,12,381
800 Other expenditure		...
Total : 03 <i>Sports and Youth Service Sports Stadia</i>		1,47,12,381
04 <i>Art and Culture</i>		
104 Archives		...
800 Other expenditure		...
Contribution to Manipur Film Development Corporation Limited		...
Total : 04. <i>Art and Culture</i>		...
Total : 4202		1,47,12,381
Total : (a) capital Account of Education, Sports, Art and Culture		1,47,12,381

NO. 12

DURING AND TO THE END OF THE YEAR 1999-2000

During the year

<i>Plan</i>	<i>Centrally Sponsored Plan Schemes (including NEC, Central Plan and Sub-Plan Schemes)</i>	<i>Total</i>	<i>Expenditure to the end of the year</i>
(3) Rs.	(4) Rs.	(5) Rs.	(6) Rs.
...	1,95,96,900
...	1,92,20,814
<hr/>	<hr/>	<hr/>	<hr/>
...	3,88,17,714
...	10,39,77,751
...	...	1,47,12,381	1,47,12,381
3,58,25,964	...	3,58,25,964	58,23,60,742
<hr/>	<hr/>	<hr/>	<hr/>
3,58,25,964	...	5,05,38,345	70,10,50,874
...	5,19,41,739
- 1,91,453	...	- 1,91,453	9,90,96,146
...	27,00,000
<hr/>	<hr/>	<hr/>	<hr/>
- 1,91,453	...	- 1,91,453	15,37,37,885
<hr/>	<hr/>	<hr/>	<hr/>
2,60,37,705	...	4,07,50,086	1,64,70,60,999
<hr/>	<hr/>	<hr/>	<hr/>
2,60,37,705	...	4,07,50,086	1,64,70,60,999

STATEMENT
DETAILED STATEMENT OF CAPITAL EXPENDITURE

Nature of Expenditure

Expenditure
Non-Plan

	(1)	(2)
		Rs.
B. CAPITAL ACCOUNT OF SOCIAL SERVICES -Contd.		
(b) Capital Account of Health and Family Welfare.		
4210 Capital Outlay on Medical and Public Health		
01 <i>Urban Health Services</i>		
110 Hospital and Dispensaries		...
800 Other expenditure		...
Total : 01. <i>Urban Health Services</i>		...
02 <i>Rural Health Services</i>		
101 Health sub-centres		...
103 Primary Health Centres		...
104 Community Health Centre		...
800 Other expenditure		...
Total : 02 <i>Rural Health Services</i>		...
80 <i>General</i>		
102 I.S.M. and Homeopathy		...
110 Hospital and Dispensaries		...
800 Other expenditure		...
Total : 80. <i>General</i>		...
Total : 4210		...
4211 Capital Outlay on Family Welfare		
101 Rural Family Welfare Services		...
102 Urban Family Welfare Services		...
103 Maternity and child Health		...
800 Other expenditure		...
Total : 4211		...
Total : (b) <i>Capital Account of Health and Family Welfare</i>		...

NO. 12

DURING AND TO THE END OF THE YEAR 1999-2000

During the year

<i>Plan</i>	<i>Centrally Sponsored Plan Schemes (including NEC, Central Plan and Sub-Plan Schemes)</i>	<i>Total</i>	<i>Expenditure to the end of the year</i>
(3)	(4)	(5)	(6)
Rs.	Rs.	Rs.	Rs.
...	52,64,869
...	8,09,00,648
...	8,61,65,517
1,62,831	...	1,62,831	1,54,31,904
4,80,991	...	4,80,991	2,52,99,791
- 16,14,029	...	- 16,14,029	2,49,64,507
...	2,10,70,531
- 9,70,207	...	- 9,70,207	8,67,66,733
14,42,189	...	14,42,189	21,95,046
...	8,60,480
2,87,646	...	2,87,646	4,35,91,088
17,29,835	...	17,29,835	4,66,46,614
7,59,628	...	7,59,628	21,95,78,864
...	1,02,02,076
...	1,45,36,575
...	23,46,721
...	49,38,598
...	3,20,23,970
7,59,628	...	7,59,628	25,16,02,834

STATEMENT
DETAILED STATEMENT OF CAPITAL EXPENDITURE

Expenditure
Non-Plan

<i>Nature of Expenditure</i>	(1)	(2) Rs.
B. CAPITAL ACCOUNT OF SOCIAL SERVICES -Contd.		
(c) Capital Account of Water Supply, Sanitation, Housing and Urban Development		
4215 Capital Outlay on Water Supply and Sanitation		
01 <i>Water Supply</i>		
101 Urban Water Supply		...
102 Rural Water Supply		...
800 Other expenditure		...
Total : 01. <i>Water Supply</i>		...
02 <i>Sewerage and Sanitation</i>		
101 Urban Sanitation Services		...
102 Rural Sanitation Services		...
106 Sewerage Services		...
800 Other expenditure		...
Total : 02 <i>Sewerage and Sanitation</i>		...
Total : 4215		...
4216 Capital Outlay on Housing		
01 <i>Government Residential Buildings</i>		
106 General Pool Accommodation		...
107 Police Housing		...
700 Other Housing		2,14,846
Total :01. <i>Government Residential Buildings</i>		2,14,846

NO. 12**DURING AND TO THE END OF THE YEAR 1999-2000**

During the year

<i>Plan</i>	<i>Centrally Sponsored Plan Schemes (including NEC, Central Plan and Sub-Plan Schemes)</i>	<i>Total</i>	<i>Expenditure to the end of the year</i>
(3)	(4)	(5)	(6)
Rs.	Rs.	Rs.	Rs.
34,21,45,148	4,02,25,066	38,23,70,214	1,16,18,90,603
15,97,46,364	45,18,721	16,42,65,085	2,07,04,67,757
11,75,435	...	11,75,435	17,17,20,977
<u>50,30,66,947</u>	<u>4,47,43,787</u>	<u>54,78,10,734</u>	<u>3,40,40,79,337</u>
1,43,68,997	...	1,43,68,997	12,33,98,882
1,73,14,300	35,59,000	2,08,73,300	8,71,16,231
...	1,09,51,066
...	1,32,41,400
<u>3,16,83,297</u>	<u>35,59,000</u>	<u>3,52,42,297</u>	<u>23,47,07,579</u>
<u>53,47,50,244</u>	<u>4,83,02,787</u>	<u>58,30,53,031</u>	<u>3,63,87,86,916</u>
1,89,16,696	...	1,89,16,696	46,01,21,096
6,56,56,000	...	6,56,56,000	19,15,01,593
2,92,071	...	5,06,917	14,06,74,306
<u>8,48,64,767</u>	<u>...</u>	<u>8,50,79,613</u>	<u>79,22,96,995</u>

STATEMENT
DETAILED STATEMENT OF CAPITAL EXPENDITURE

Expenditure
Non-Plan

Nature of Expenditure

	(1)	(2) Rs.
B. CAPITAL ACCOUNT OF SOCIAL SERVICES -Contd.		
(c) Capital Account of Water Supply, Sanitation, Housing and Urban Development -Concl'd.		
4216 Capital Outlay on Housing -Concl'd.		
80 General		
190 Investment in Public Sector and Other Undertakings -9 th Finance Commission		...
Total : 4216		2,14,846
4217 Capital Outlay on Urban Development		
01 State Capital Development		
800 Other expenditure		...
Total : 4217		...
Total : (c) Capital Account of Water Supply, Sanitation, Housing and Urban Development		2,14,846
(d) Capital Account of Information and Broadcasting		
4220 Capital Outlay on Information and Publicity		
60 Others		
101 Buildings		...
Total : 4220		...
Total : (d) Capital Account of Information & Broadcasting		...

NO. 12
DURING AND TO THE END OF THE YEAR 1999-2000

During the year

<i>Plan</i>	<i>Centrally Sponsored Plan Schemes (including NEC, Central Plan and Sub-Plan Schemes)</i>	<i>Total</i>	<i>Expenditure to the end of the year</i>
(3) Rs.	(4) Rs.	(5) Rs.	(6) Rs.
...		...	24,33,150
<u>8,48,64,767</u>	<u>...</u>	<u>8,50,79,613</u>	<u>79,47,30,145</u>
28,00,000	...	28,00,000	22,34,29,518
<u>28,00,000</u>	<u>...</u>	<u>28,00,000</u>	<u>22,34,29,518</u>
<u>62,24,15,011</u>	<u>4,83,02,787</u>	<u>67,09,32,644</u>	<u>4,65,69,46,579</u>
...	17,47,636
<u>...</u>	<u>...</u>	<u>...</u>	<u>17,47,636</u>
<u>...</u>	<u>...</u>	<u>...</u>	<u>17,47,636</u>

STATEMENT

DETAILED STATEMENT OF CAPITAL EXPENDITURE

Nature of Expenditure

Expenditure
Non-Plan

	(1)	(2) Rs.
B. CAPITAL ACCOUNT OF SOCIAL SERVICES -Contd.		
(e) Capital Account of Welfare of Scheduled Castes, Scheduled Tribes and Other Backward Classes.		
4225 Capital Outlay on Welfare of Scheduled Castes, Scheduled Tribes and Other Backward Classes.		
02 Welfare of Scheduled Tribes		
190 Investment in Public sector and Other undertakings - Investment in Manipur Tribal Development corporation limited.		...
800 Other expenditure		...
Total : 02 Welfare of Scheduled Tribes		...
Total : 4225		...
Total : (e) Capital Outlay on Welfare of Scheduled Castes, Scheduled Tribes and Other Backward Classes.		...
(g) Capital Account of Social Welfare and Nutrition		
4235 Capital Outlay on Social Security and Welfare		
02 Social Welfare		
101 Welfare of handicapped		...
102 Child Welfare		...
103 Women's Welfare		...
104 Welfare of Aged, infirm and destitute		...
800 Other expenditure		...
Total : 02 Social Welfare		...
Total : 4235		...
Total : (g) Capital Account of Social Welfare and Nutrition		...

NO. 12

DURING AND TO THE END OF THE YEAR 1999-2000

During the year

<i>Plan</i>	<i>Centrally Sponsored Plan Schemes (including NEC, Central Plan and Sub-Plan Schemes)</i>	<i>Total</i>	<i>Expenditure to the end of the year</i>
(3)	(4)	(5)	(6)
Rs.	Rs.	Rs.	Rs.
...	20,00,000
...	1,14,99,563
...	1,34,99,563
...	1,34,99,563
...	1,34,99,563
...	6,60,319
...	4,16,003
...	4,33,438
...	14,53,450
5,99,555	...	5,99,555	1,41,23,312
5,99,555	...	5,99,555	1,70,86,522
5,99,555	...	5,99,555	1,70,86,522
5,99,555	...	5,99,555	1,70,86,522

STATEMENT
DETAILED STATEMENT OF CAPITAL EXPENDITURE

<i>Nature of Expenditure</i>	<i>Expenditure Non-Plan</i>
(1)	(2) Rs.
B. CAPITAL ACCOUNT OF SOCIAL SERVICES -Concl.	
(h) Capital Account of Other Social Services	
4250 Capital Outlay on Other Social Services	
800 Other expenditure - Industrial Training Institute	...
 Total : 4250	...
 Total : (h) Capital Account of Other Social Services	...
 TOTAL : B. CAPITAL ACCOUNT OF SOCIAL SERVICES	1,49,27,227
 C. CAPITAL ACCOUNT OF ECONOMIC SERVICES	
(a) Capital Account of Agriculture and Allied Activities	
4401 Capital Outlay on Crop Husbandry	
103 Seeds	4,09,423
104 Agricultural Farms	...
105 Manures and Fertilizers	...
107 Plant Protection	8,04,504
119 Horticulture and Vegetable Crops	...
190 Investments in Public Sector and Other undertakings - Investment in Manipur Plantation Crops Corporation Limited.	...
800 Other expenditure	13,46,386
901 <i>Deduct</i> - Receipt and Recoveries on Capital Account	...
 Total : 4401	25,60,313

NO. 12**DURING AND TO THE END OF THE YEAR 1999-2000 -Contd.**

During the year

<i>Plan</i>	<i>Centrally Sponsored Plan Schemes (including NEC, Central Plan and Sub-Plan Schemes)</i>	<i>Total</i>	<i>Expenditure to the end of the year</i>
(3) Rs.	(4) Rs.	(5) Rs.	(6) Rs.
...	1,53,54,711
...	1,53,54,711
...	1,53,54,711
<u>64,98,11,899</u>	<u>4,83,02,787</u>	<u>71,30,41,913</u>	<u>6,60,32,98,844</u>
...	...	4,09,423	3,26,57,314
...	3,46,92,658
...	6,58,80,025
...	...	8,04,504	1,46,19,307
...	29,78,528
...	34,00,000
...	...	13,46,386	1,84,93,603
...	-6,72,82,942
...	...	<u>25,60,313</u>	<u>10,54,38,493</u>

STATEMENT
DETAILED STATEMENT OF CAPITAL EXPENDITURE

Nature of Expenditure

Expenditure
Non-Plan

	(1)	(2) Rs.
C.	<i>CAPITAL ACCOUNT OF ECONOMIC SERVICES -Contd.</i>	
	<i>(a) Capital Account of Agricultural and Allied Activities -Contd.</i>	
4402	Capital Outlay on Soil and Water Conservation	
102	Soil Conservation	...
800	Other expenditure	...
	Total : 4402	...
4403	Capital Outlay on Animal Husbandry	
800	Other expenditure	...
	Total : 4403	...
4404	Capital Outlay on Dairy Development	
102	Dairy Development Project	...
800	Other expenditure	...
	Total : 4404	...
4405	Capital Outlay on Fisheries	
101	Inland Fisheries	...
109	Extension and Training	...
191	Fisherman's Co-operatives	...
800	Other expenditure	...
	Total : 4405	...
4406	Capital Outlay on Forestry & Wild Life	
02	<i>Environmental Forestry & Wild Life</i>	
112	Public Gardens	...
800	Other expenditure	...
	<i>Deduct Recovery</i>	...
	Total : <i>02. Environmental Forestry & Wild Life</i>	...
	Total : 4406	...

NO. 12

DURING AND TO THE END OF THE YEAR 1999-2000 -Contd.

During the year

<i>Plan</i>	<i>Centrally Sponsored Plan Schemes (including NEC, Central Plan and Sub-Plan Schemes)</i>	<i>Total</i>	<i>Expenditure to the end of the year</i>
(3)	(4)	(5)	(6)
Rs.	Rs.	Rs.	Rs.
...	1,54,75,917
42,878	...	42,878	16,86,25,183
<u>42,878</u>	<u>...</u>	<u>42,878</u>	<u>18,41,01,100</u>
3,30,903	...	3,30,903	8,23,45,507
<u>3,30,903</u>	<u>...</u>	<u>3,30,903</u>	<u>8,23,45,507</u>
1,63,083	...	1,63,083	1,10,42,847
...	8,48,502
<u>1,63,083</u>	<u>...</u>	<u>1,63,083</u>	<u>1,18,91,349</u>
...	41,30,623
...	50,000	50,000	1,36,64,153
...	2,01,000
...	1,08,77,029
<u>...</u>	<u>50,000</u>	<u>50,000</u>	<u>2,88,72,805</u>
...	4,46,301
...	2,96,078
...	-525
<u>...</u>	<u>...</u>	<u>...</u>	<u>7,41,854</u>
<u>...</u>	<u>...</u>	<u>...</u>	<u>7,41,854</u>

STATEMENT
DETAILED STATEMENT OF CAPITAL EXPENDITURE

Expenditure
Non-Plan

Nature of Expenditure

	(1)	(2) Rs.
C. CAPITAL ACCOUNT OF ECONOMIC SERVICES -Contd.		
(a) Capital Account of Agricultural and Allied Activities -Contd.		
4408 Capital Outlay on Food Storage and Warehousing		
01 <i>Food</i>		
101 Procurement and Supply		65,96,998
800 Other expenditure		...
Deduct Recoveries		...
Total : 01 <i>Food</i>		65,96,998
02 <i>Storage and Warehousing</i>		
101 Rural Godown Programme		...
800 Other expenditure		...
Deduct Recoveries		...
Total : 02 <i>Storage and Warehousing</i>		...
Total : 4408		65,96,998
4415 Capital Outlay on Agricultural Research and Education		
07 <i>Plantation</i>		
800 Other expenditure		...
Investment in Manipur Plantation Crops Corporation Limited		...
Investment in Manipur Tribal Development Corporation Limited		...
Total : 07		...
Total : 4415		...

NO. 12**DURING AND TO THE END OF THE YEAR 1999-2000 -Contd.**

During the year

<i>Plan</i>	<i>Centrally Sponsored Plan Schemes (including NEC, Central Plan and Sub-Plan Schemes)</i>	<i>Total</i>	<i>Expenditure to the end of the year</i>
(3)	(4)	(5)	(6)
Rs.	Rs.	Rs.	Rs.
...	...	65,96,998	27,00,38,372
...	1,08,78,963
...	- 17,66,69,333
<hr/>	<hr/>	<hr/> 65,96,998	<hr/> 10,42,48,002
- 1,49,63,219	...	- 1,49,63,219	- 1,08,04,149
...	13,36,915
...	- 4,22,78,902
<hr/>	<hr/>	<hr/> - 1,49,63,219	<hr/> - 5,17,46,136
<hr/>	<hr/>	<hr/> - 83,66,221	<hr/> 5,25,01,866
1,07,05,000	...	1,07,05,000	6,56,66,000
...	2,95,71,000
...	1,40,00,000
<hr/>	<hr/>	<hr/> 1,07,05,000	<hr/> 10,92,37,000
<hr/>	<hr/>	<hr/> 1,07,05,000	<hr/> 10,92,37,000

STATEMENT
DETAILED STATEMENT OF CAPITAL EXPENDITURE
Expenditure
Non-Plan

Nature of Expenditure

	(1)	(2) Rs.
C. CAPITAL ACCOUNT OF ECONOMIC SERVICES -Contd.		
(a) Capital Account of Agricultural and Allied Activities -Contd.		
4416 Investments in Agricultural, Financial Institutions		
190 Investment in Public Sector & Other undertakings		...
Investment in Manipur Agro-Industrial Corporation Limited.		...
Investment in Manipur State Co-operative Bank Limited		...
Investment in Manipur Rural Bank		...
Total : 4416		...
4425 Capital Outlay on Co-operation		
001 Direction and Administration		...
106 Investments in Multipurpose Rural Co-operatives		...
107 Investments in Credit Co-operatives		...
108 Investment in Other Co-operatives		...
200 Other Investments		...
800 Other expenditure		...
190 Investment in Public Sector other undertakings		...
Total : 4425		...
Total : (a) Capital Account of Agricultural and Allied Activities		91,57,311
(b) Capital Account of Rural Development		
4515 Capital Outlay on Other Rural Development Programme		
102 Community Development		...
800 Other expenditure		...
Total : 4515		...
Total : (b) Capital Account of Rural Development		...

NO. 12**DURING AND TO THE END OF THE YEAR 1999-2000 -Contd.**

During the year

<i>Plan</i>	<i>Centrally Sponsored Plan Schemes (including NEC, Central Plan and Sub-Plan Schemes)</i>	<i>Total</i>	<i>Expenditure to the end of the year</i>
(3) Rs.	(4) Rs.	(5) Rs.	(6) Rs.
35,34,200	...	35,34,200	1,95,50,600
...	47,16,000
...	2,00,000
...	3,75,000
<u>35,34,200</u>	<u>...</u>	<u>35,34,200</u>	<u>2,48,41,600</u>
30,00,000	...	3,00,000	22,80,000
...	5,23,25,650
1,26,00,000	...	1,26,00,000	3,97,27,990
...	81,24,000	81,24,000	9,08,25,925
...	10,95,632
...	3,00,000
...	67,45,028
<u>1,29,00,000</u>	<u>81,24,000</u>	<u>2,10,24,000</u>	<u>19,33,00,225</u>
<u>1,27,12,845</u>	<u>81,74,000</u>	<u>3,00,44,156</u>	<u>79,32,71,799</u>
...	60,265
2,69,847	...	2,69,847	42,26,730
<u>2,69,847</u>	<u>...</u>	<u>2,69,847</u>	<u>42,86,995</u>
<u>2,69,847</u>	<u>...</u>	<u>2,69,847</u>	<u>42,86,995</u>

STATEMENT
DETAILED STATEMENT OF CAPITAL EXPENDITURE
Expenditure
Nature of Expenditure *Non-Plan*

	(1)	(2) Rs.
C. CAPITAL ACCOUNT OF ECONOMIC SERVICES -Contd.		
(c) <i>Capital Account of Special Areas Programme</i>		
4552 Capital Outlay on North Eastern Areas		
00		
337 Road Works		...
01 <i>Hydel Generation</i>		
005 Investigation		...
02 <i>Major Irrigation</i>		
800 Other Expenditure		...
03 <i>State Highways</i>		
337 Road Works		...
04 <i>Medium Irrigation Projects</i>		
051 Construction		...
836 Jiri Medium Irrigation Project		...
Refund of Excess Payment		...
<i>Animal Husbandry</i>		
102 Cattle and Buffalo Development		...
105 Piggery Development		...
106 Other Livestock Development		...
Medical		...
Agriculture		...
Industries		...
800 Other expenditure		...
Total : 4552		----- ...
Total : (c) <i>Capital Account of Special Areas</i>		----- ...
Programmes		----- ...
(d) <i>Capital Account of Irrigation & Flood Control</i>		
4701 Capital Outlay on Major and Medium Irrigation		
01 <i>Major Irrigation Commercial</i>		
001 Direction and Administration		----- ...
Total : 01		----- ...
02 <i>Major Irrigation - Non-Commercial</i>		
005 Survey and Investigation		...
051 Construction		...

NO. 12**DURING AND TO THE END OF THE YEAR 1999-2000 -Contd.**

During the year

<i>Plan</i>	<i>Centrally Sponsored Plan Schemes (including NEC, Central Plan and Sub-Plan Schemes)</i>	<i>Total</i>	<i>Expenditure to the end of the year</i>
(3) Rs.	(4) Rs.	(5) Rs.	(6) Rs.
...	67,92,392	67,92,392	67,92,392
...	80,68,177
...	6,18,740	6,18,740	6,18,740
...	64,04,81,786
...	61,87,584
...	1,59,423
...	- 63,716
...	17,505
...	37,96,732
...	1,21,36,517
...	53,23,611
...	26,10,946
...	4,00,983
...	41,69,851
...	<u>74,11,132</u>	<u>74,11,132</u>	<u>69,07,00,531</u>
...	<u>74,11,132</u>	<u>74,11,132</u>	<u>69,07,00,531</u>
...	1,12,99,846
...	1,12,99,846
...	5,92,268
31,24,63,909	...	31,24,63,909	1,62,30,96,876

STATEMENT
DETAILED STATEMENT OF CAPITAL EXPENDITURE

Nature of Expenditure

Expenditure
Non-Plan

(1)	(2)
	Rs.
C. CAPITAL ACCOUNT OF ECONOMIC SERVICES -Contd.	
<i>(d) Capital Account of Irrigation and Flood Control -Contd.</i>	
4701 Capital Outlay on Major & Medium Irrigation -Concl.	
054 Improvement of Irrigation Projects	...
830 Thoubal Multipurpose River Irrigation Project	...
831 Singda Lift Irrigation Project	...
832 Khuga irrigation Project	...
Loktak Lift Irrigation Project	...
052 Machinery and Equipment	...
800 Other expenditure	...
<i>Total : 02. Major Irrigation Non-Commercial</i>	...
04 <i>Medium Irrigation - Non-Commercial</i>	
051 Construction	...
834 Dollaithabi River Irrigation Project	...
835 Sekmai Barrage	...
Khoupum Dam	...
Iram Siphai Barrage Project	...
Other Scheme each costing Rs. 25 lakhs and less	...
Deduct recoveries	...
<i>Total : 04 Medium Irrigation -Non-commercial</i>	...
80 <i>General</i>	
004 Research	...
005 Survey and Investigation	...
052 Machinery and Equipment	...
800 Other expenditure	...
<i>Total : 80 General</i>	...
Total : 4701	...
4702 Capital Outlay on Minor Irrigation	
101 Surface Water	...
102 Ground Water	...
800 Other expenditure	...
Total : 4702	...

NO. 12**DURING AND TO THE END OF THE YEAR 1999-2000 -Contd.**

During the year

<i>Plan</i>	<i>Centrally Sponsored Plan Schemes (including NEC, Central Plan and Sub-Plan Schemes)</i>	<i>Total</i>	<i>Expenditure to the end of the year</i>
(3)	(4)	(5)	(6)
Rs.	Rs.	Rs.	Rs.
21,40,883		21,40,883	21,40,883
...	76,52,69,260
...	37,03,92,518
...	52,60,44,603
...	28,02,79,076
...	2,38,17,765
30,853		30,853	16,57,04,826
<u>31,46,35,645</u>	<u>...</u>	<u>31,46,35,645</u>	<u>3,75,73,38,075</u>
2,53,82,753	...	2,53,82,753	8,45,75,988
...	10,65,89,268
...	10,42,82,816
...	3,04,00,124
...	6,25,67,933
...	1,60,59,387
...	- 30,27,893
<u>2,53,82,753</u>	<u>...</u>	<u>2,53,82,753</u>	<u>40,14,47,623</u>
4,89,083	...	4,89,083	2,74,63,714
3,57,20,832	...	3,57,20,832	13,89,68,473
...	1,31,944
...	18,95,283
<u>3,62,09,915</u>	<u>...</u>	<u>3,62,09,915</u>	<u>16,84,59,414</u>
<u>37,62,28,313</u>	<u>...</u>	<u>37,62,28,313</u>	<u>4,33,85,44,958</u>
1,46,14,245	...	1,46,14,245	27,11,86,596
1,23,02,593	...	1,23,02,593	8,76,32,213
1,85,48,188	...	1,85,48,188	11,79,47,366
<u>4,54,65,026</u>	<u>...</u>	<u>4,54,65,026</u>	<u>47,67,66,175</u>

STATEMENT
DETAILED STATEMENT OF CAPITAL EXPENDITURE

Expenditure
Non-Plan

Nature of Expenditure

	(1)	(2) Rs.
C. CAPITAL ACCOUNT OF ECONOMIC SERVICES -Contd.		
(d) Capital Account of Irrigation & Flood Control-Concl'd.		
4705 Capital Outlay on Command Area Development		
Command Area Development		...
Total : 4705		...
4711 Capital Outlay on Flood Control Project		
01 Flood Control		
103 Civil Works		...
106 Original Works		...
800 Other expenditure		...
Embarkment Project Works		...
Flood Control Projects in Valley		...
Flood Control Projects in Hills		...
Other schemes each costing Rs. 25 lakhs and less		...
Others		...
Total : 01. Flood Control		...
Total : 4711		...
Total: (d) Capital Account of Irrigation & Flood Control		...
(e) Capital Account of Energy		
4801 Capital Outlay on Power Projects		
01 Hydel Generation		
001 Direction and Administration		...
052 Machinery and Equipment		...
799 Suspense		
Hydel Schemes		...
Survey and Investigation		...
Lokchao Hydel Schemes		...
Leimakhong Stage II		...
Leimakhong Stage III		...
Leimakhong Hydel Electric Project		...
Booning Micro Hydel Scheme		...
Booning Hydel Project		...

NO. 12

DURING AND TO THE END OF THE YEAR 1999-2000 -Contd.

During the year

<i>Plan</i>	<i>Centrally Sponsored Plan Schemes (including NEC, Central Plan and Sub-Plan Schemes)</i>	<i>Total</i>	<i>Expenditure to the end of the year</i>
(3) Rs.	(4) Rs.	(5) Rs.	(6) Rs.
...	13,60,891
...	13,60,891
1,99,66,430	...	1,99,66,430	17,16,57,430
...	17,86,21,312
...	(-)12,77,257
...	3,87,56,573
...	7,73,06,383
...	36,44,444
...	24,91,243
...	91,90,113
1,99,66,430	...	1,99,66,430	48,03,90,241
1,99,66,430	...	1,99,66,430	48,03,90,241
44,16,59,769	...	44,16,59,769	5,29,70,62,265
1,78,46,839	...	1,78,46,839	6,79,87,934
...	1,09,986
58,27,014	...	58,27,014	- 7,68,80,214
...	25,62,420
...	1,84,73,207
...	81,30,438
...	2,11,84,247
...	48,25,899
...	1,83,02,531
...	30,30,657

**STATEMENT
DETAILED STATEMENT OF CAPITAL EXPENDITURE**
Expenditure
Nature of Expenditure *Non-Plan*

	(1)	(2) Rs.
C. CAPITAL ACCOUNT OF ECONOMIC SERVICES -Contd.		
(e) Capital Account of Energy -Contd.		
4801 Capital Outlay on Power Projects - Contd.		
Keithelmanbi Hydrel Project		...
Gelnel Hydrel Project		...
Tuivai Hydro Project		...
Loktak Down Stream Development Project		...
Maklang Hydrel Project in lieu of Keithelmanbi		...
Nungsangkhang		...
Minimum Needs Programmes		...
Other schemes each costing Rs.25 lakhs and less		...
Other expenditure		...
Total : 01 Hydrel Generation		...
02 Thermal Power Generation		
799 Suspense -Electricity schemes in Manipur Pre-1974-75 outlay not allocated		...
Total : 02 Thermal Power Generation		...
04 Diesel/Gas Power Generation		
001 Direction and Administration		...
799 Suspense		
Segmentation of Diesel Power Systems		...
Diesel Generation Schemes in Manipur		...
800 Other expenditure		
Leimakhong Heavy Fuel based Powers Project		...
Installation of 2 MW Diesel Generating Sets at Imphal		...
Augmentation of Diesel Power House at Districts		...
Total : 04 Diesel/Gas Power Generation		...
05 Transmission and Distribution		
001 Direction and Administration		...
799 Suspense		
Inter State Transmission Schemes		...
Building Projects		...

NO. 12**DURING AND TO THE END OF THE YEAR 1999-2000 -Contd.**

During the year

<i>Plan</i>	<i>Centrally Sponsored Plan Schemes (including NEC, Central Plan and Sub-Plan Schemes)</i>	<i>Total</i>	<i>Expenditure to the end of the year</i>
(3)	(4)	(5)	(6)
Rs.	Rs.	Rs.	Rs.
...	85,577
...	1,43,35,560
...	1,93,347
...	20,11,478
...	19,64,970
...	2,11,05,254
...	3,45,11,266
...	15,50,503
...	1,13,63,476
<u>2,36,73,853</u>	<u>...</u>	<u>2,36,73,853</u>	<u>15,48,48,536</u>
...	2,78,14,531
<u>...</u>	<u>...</u>	<u>...</u>	<u>2,78,14,531</u>
14,15,04,645	...	14,15,04,645	15,78,23,038
40,94,511	...	40,94,511	22,20,18,483
...	8,40,77,152
86,00,51,405	...	86,00,51,405	86,00,51,405
...	1,39,91,211
...	97,50,319
<u>1,00,56,50,561</u>	<u>...</u>	<u>1,00,56,50,561</u>	<u>1,34,77,11,608</u>
6,49,20,965	...	6,49,20,965	63,39,90,096
6,12,64,728	...	6,12,64,728	82,52,27,291
...	2,410

STATEMENT
DETAILED STATEMENT OF CAPITAL EXPENDITURE
Expenditure
Non-Plan

(1)	(2) Rs.
C. CAPITAL ACCOUNT OF ECONOMIC SERVICES -Contd.	
(e) Capital Account of Energy -Concld..	
4801 Capital Outlay on Power Projects - Concld.	
Installation of 2 x 315 MVA, 33/11 KVS/S	...
Augmentation of existing 38/11 KVS/s	...
Normal Dev. Works & Transmission and Distribution	...
Yurembam Augmentation-by 20 MVA and Repair	...
Ningthoukhong 2x12.5 MVA/132 KV System	...
Yaingangpokpi 2x20 MVA/132 KV System	...
Kakching 1x20 MVA/132 KV System	...
Senapati/Churachandpur 132 KV System	...
33 KV Sub-Station Transmission System	...
Distribution System	...
System Improvement Schemes	...
132/33 KV Supply System at Jiribam	...
800 Other expenditure	...
Total : 05 Transmission and Distribution	...
06 Rural Electrification	
001 Direction and Administration	...
799 Suspense	...
Rural Electrification	...
Other Schemes each costing Rs.25 lakhs and less	...
Electrification of villages	...
Intensification of Electrical villages	...
800 Other expenditure	...
Minimum Needs Programmes	...
Total : 06 Rural Electrification	...
80 General	
003 Training	...
004 Research and Development	...
800 Other expenditure	...
Total : 80 General	...
Total : 4801	...
Total : (e) Capital Account of Energy	...

NO. 12**DURING AND TO THE END OF THE YEAR 1999-2000 -Contd.**

During the year

<i>Plan</i>	<i>Centrally Sponsored Plan Schemes (including NEC, Central Plan and Sub-Plan Schemes)</i>	<i>Total</i>	<i>Expenditure to the end of the year</i>
(3)	(4)	(5)	(6)
Rs.	Rs.	Rs.	Rs.
...	- 1,01,152
...	2,602
...	3,88,32,890
...	1,66,47,148
...	80,56,799
...	8,13,49,641
...	7,85,58,348
...	3,42,85,994
...	15,06,44,619
...	34,08,85,325
...	6,60,29,186
...	16,41,549
...	31,97,29,929
<u>12,61,85,693</u>	<u>...</u>	<u>12,61,85,693</u>	<u>2,59,57,82,675</u>
65,72,69,237	...	65,72,69,237	99,23,59,387
...	30,76,79,907
4,34,77,644	...	4,34,77,644	23,52,04,081
...	21,65,38,000
...	55,65,943
...	2,34,04,158
...	85,239
...	19,75,71,373
<u>70,07,46,881</u>	<u>...</u>	<u>70,07,46,881</u>	<u>1,97,84,08,088</u>
...	2,18,727
...	10,08,336
3,65,090	...	3,65,090	17,40,72,791
<u>3,65,090</u>	<u>...</u>	<u>3,65,090</u>	<u>17,52,99,854</u>
<u>1,85,66,22,078</u>	<u>...</u>	<u>1,85,66,22,078</u>	<u>6,27,98,65,292</u>
<u>1,85,66,22,078</u>	<u>...</u>	<u>1,85,66,22,078</u>	<u>6,27,98,65,292</u>

STATEMENT
DETAILED STATEMENT OF CAPITAL EXPENDITURE
Expenditure
Non-Plan

Nature of Expenditure

	(1)	(2) Rs.
C. CAPITAL ACCOUNT OF ECONOMIC SERVICES -Contd.		
<i>(f) Capital Account of Industry and Minerals</i>		
4851 Capital Outlay on village and Small Industries		
101 Industrial Estate		...
102 Small Scale Industries		...
Other Schemes each costing Rs. 25 lakhs and less		...
103 Handloom Industries Investments in Manipur Handloom and Handicrafts Corporation		...
Other Schemes each costing Rs.25 lakhs and less		...
104 Handicrafts Industries -Other Schemes each costing Rs.25 lakhs and less		...
107 Sericulture Industries		...
Other Schemes each costing Rs.25 lakhs and less		...
109 Composite Village and Small Industries Co-operatives		...
200 Other Village Industries		...
800 Other expenditure		...
Total : 4851		...
4852 Capital Outlay on Iron and Steel Industries		
02 <i>Manufacture</i>		
190 Investment in Public Sector and Other undertakings - Investment in Manipur Cycle corporations Limited		...
Total : 4852		...
4853 Capital Outlay on Non-ferrous Mining & Metallurgical Industries		
01 <i>Mineral Exploration and Development</i>		
800 Other expenditure		...
02 <i>Non-Ferrous Metals</i>		
800 Other expenditure		...
Total : 4853		...

NO. 12**DURING AND TO THE END OF THE YEAR 1999-2000 -Contd.**

During the year

<i>Plan</i>	<i>Centrally Sponsored Plan Schemes (including NEC, Central Plan and Sub-Plan Schemes)</i>	<i>Total</i>	<i>Expenditure to the end of the year</i>
(3)	(4)	(5)	(6)
Rs.	Rs.	Rs.	Rs.
...	2,35,50,797
...	69,32,399
...	86,15,177
...	2,32,79,786
...	45,35,108
...	1,90,81,258
3,12,46,858	...	3,12,46,858	10,04,54,821
...	72,14,359
...	4,95,000
...	20,950
...	65,17,615
<u>3,12,46,858</u>	<u>...</u>	<u>3,12,46,858</u>	<u>20,06,97,270</u>
...	52,15,000
<u>...</u>	<u>...</u>	<u>...</u>	<u>52,15,000</u>
...	29,78,482
...	8,58,755
<u>...</u>	<u>...</u>	<u>...</u>	<u>38,37,237</u>

STATEMENT
DETAILED STATEMENT OF CAPITAL EXPENDITURE

Expenditure
Non-Plan

Nature of Expenditure

	(1)	(2)
		Rs.
C. CAPITAL ACCOUNT OF ECONOMIC SERVICES -Contd.		
(f) Capital Account of Industry and Minerals -Contd.		
4854 Capital Outlay on Cement & Non-Metallurgical Mineral Industries		
01 Cement		
190 Investment in Public Sector and Other undertakings - Investment in Manipur Cements Limited		...
Total : 4854		... ----- -----
4859 Capital Outlay on Telecommunication & Electronic Industries		
02 Electronics		
190 Investment in Public Sector and Other undertakings - Investment in Manipur Electronics Corporation Limited		...
Total : 4859		... ----- -----
4860 Capital Outlay on Consumer Industries		
01 Textiles		
101 Industrial Estate		...
190 Investment in Public Sector and Other undertakings - Investment in Manipur Spinning Mills Corporation Limited		... -----
Total : 01		... ----- -----
04 Sugar		
004 Research and Development		...
800 Other expenditure		... -----
Total : 04. Sugar		... ----- -----

NO. 12**DURING AND TO THE END OF THE YEAR 1999-2000 -Contd.**

During the year

<i>Plan</i>	<i>Centrally Sponsored Plan Schemes (including NEC, Central Plan and Sub-Plan Schemes)</i>	<i>Total</i>	<i>Expenditure to the end of the year</i>
(3) Rs.	(4) Rs.	(5) Rs.	(6) Rs.
1,10,00,000	...	1,10,00,000	1,39,85,000
<u>1,10,00,000</u>	<u>...</u>	<u>1,10,00,000</u>	<u>1,39,85,000</u>
...	1,89,40,000
<u>...</u>	<u>...</u>	<u>...</u>	<u>1,89,40,000</u>
...	3,04,71,000
2,24,96,576	...	2,24,96,576	12,05,51,576
<u>2,24,96,576</u>	<u>...</u>	<u>2,24,96,576</u>	<u>15,10,22,576</u>
...	30,43,703
...	1,37,58,061
<u>...</u>	<u>...</u>	<u>...</u>	<u>1,68,01,764</u>

STATEMENT
DETAILED STATEMENT OF CAPITAL EXPENDITURE

Expenditure
Non-Plan

Nature of Expenditure

	(1)	(2)
		Rs.
C.	<i>CAPITAL ACCOUNT OF ECONOMIC SERVICES -Contd.</i>	
	<i>(f) Capital Account of Industry and Minerals -Concl'd.</i>	
4860	Capital Outlay on Consumer Industries -Concl'd.	
60	<i>Others</i>	
600	Others -Share contribution to Manipur Cycle corporation Limited	...
	Share contribution to Manipur Electronic Corporation Limited	...
	Sugar factory	...
	Share contribution to Manipur Cement Factory	...
	Share contribution to Manipur Development and Financial Corporation Limited	...
	Distillery Plant	...
	Paper Plant	...
	Starch and Glucose Projects	...
	Mechanical Brick Unit	...
	Khansari Sugar Factory	...
	Other Industries	...
	Total : 60 <i>Others</i>	...
	Total : 4860	...
4885	Other Capital Outlay on Industries & Minerals	
01	<i>Investments in Industrial Financial Institutions</i>	
190	Investments in Public Sector and other undertakings -	
	Investments in Manipur Industrial Development Corporation Limited	...
	Investment in Assam Financial Corporation	...
	Total : 01. <i>Investments in Industrial Financial Institutions</i>	...
	Total : 4885	...
	Total : (f) <i>Capital Outlay on Industry & Minerals</i>	...

NO. 12**DURING AND TO THE END OF THE YEAR 1999-2000 -Contd.**

During the year

<i>Plan</i>	<i>Centrally Sponsored Plan Schemes (including NEC, Central Plan and Sub-Plan Schemes)</i>	<i>Total</i>	<i>Expenditure to the end of the year</i>
(3)	(4)	(5)	(6)
Rs.	Rs.	Rs.	Rs.
...	16,00,000
...	96,88,000
...	64,50,000
...	19,94,000
...	4,95,50,000
...	12,791
...	12,22,249
...	45,862
...	1,000
...	1,98,533
...	2,64,98,374
...	9,72,60,809
<u>2,24,96,576</u>	...	<u>2,24,96,576</u>	<u>26,50,85,149</u>
...	2,92,21,000
...	15,33,500
...	3,07,54,500
...	3,07,54,500
<u>6,47,43,434</u>	...	<u>6,47,43,434</u>	<u>53,85,14,156</u>

STATEMENT
DETAILED STATEMENT OF CAPITAL EXPENDITURE

Expenditure
Non-Plan

	(1)	(2)
<i>Nature of Expenditure</i>		Rs.
C. CAPITAL ACCOUNT OF ECONOMIC SERVICES -Contd.		
(g) Capital Account of Transport.		
5054 Capital Outlay on Roads and Bridges.		
01 <i>National Highways</i>		
052 Machinery and Equipment		...
337 Road Works		...
800 Other expenditure - Roads of Inter State Importance		...
Total : 01 <i>National Highways</i>		...
02 <i>Strategic and Border Roads</i>		
377 Road Works		...
800 Other expenditure Border Roads		...
Total : 02 <i>Strategic and Border Roads</i>		...
03 <i>State Highways</i>		
052 Machinery and Equipment		...
101 Bridges		...
337 Road Works		...
800 Other expenditure		...
Total : 03 <i>State Highways</i>		...
04 <i>District and Other Roads</i>		
337 Road Works		...
800 Other expenditure Deduct Recoveries		...
Total : 04 <i>District and Other Roads</i>		...
80 <i>General</i>		
004 Research		...
800 Other expenditure		...
Total : 80 <i>General</i>		...
Total : 5054		...

NO. 12

DURING AND TO THE END OF THE YEAR 1999-2000 -Contd.

During the year

<i>Plan</i>	<i>Centrally Sponsored Plan Schemes (including NEC, Central Plan and Sub-Plan Schemes)</i>	<i>Total</i>	<i>Expenditure to the end of the year</i>
(3) Rs.	(4) Rs.	(5) Rs.	(6) Rs.
...	60,92,353
...	11,24,52,384
...	2,21,48,449
...	14,06,93,186
...	3,79,78,409
...	17,50,294
...	29,05,32,930
...	33,02,61,633
51,61,781	...	51,61,781	12,74,25,430
1,34,96,501	...	1,34,96,501	32,11,52,908
4,78,53,416	...	4,78,53,416	87,29,74,193
...	29,56,03,681
6,65,11,698	...	6,65,11,698	1,61,71,56,212
7,49,19,787	...	7,49,19,787	7,49,19,787
30,65,76,835	...	30,65,76,835	3,25,13,92,577
...	- 75
38,14,96,622	...	38,14,96,622	3,32,63,12,289
89,08,577	...	89,08,577	4,02,03,262
...	5,64,26,166
89,08,577	...	89,08,577	9,66,29,428
45,69,16,897	...	45,69,16,897	5,51,10,52,748

STATEMENT
DETAILED STATEMENT OF CAPITAL EXPENDITURE

Expenditure
Non-Plan

	(1)	(2)
<i>Nature of Expenditure</i>		Rs.
C. CAPITAL ACCOUNT OF ECONOMIC SERVICES -Contd.		
(g) Capital Account of Transport -Concl'd.		
5055 Capital Outlay on Roads Transport		
050 Lands and Buildings		...
102 Acquisition of Fleet		...
103 Workshop facilities		...
190 Investment in Public Sector and Other undertakings		...
Investment in Manipur State Road Transport Corporation		...
800 Other expenditure		...
Total : 5055		<hr/> ...
Total : (g) Capital Account of Transport		<hr/> ...
(i) Capital Account of Science, Technology & Environment		
5425 Capital Outlay on Other Scientific & Environmental Research		
800 Other expenditure - Border Roads		...
Total : 5425		<hr/> ...
Total : (i) Capital Account of Science, Technology & Environment		<hr/> ...

NO. 12**DURING AND TO THE END OF THE YEAR 1999-2000 -Contd.**

During the year

<i>Plan</i>	<i>Centrally Sponsored Plan Schemes (including NEC, Central Plan and Sub-Plan Schemes)</i>	<i>Total</i>	<i>Expenditure to the end of the year</i>
(3) Rs.	(4) Rs.	(5) Rs.	(6) Rs.
6,21,949	...	6,21,949	4,49,55,138
...	12,90,840
...	1,81,42,058
1,20,00,000	...	1,20,00,000	1,21,32,500
...	24,18,94,423
...	37,25,827
<u>1,26,21,949</u>	<u>...</u>	<u>1,26,21,949</u>	<u>32,21,40,786</u>
<u>46,95,38,846</u>	<u>...</u>	<u>46,95,38,846</u>	<u>5,83,31,93,534</u>
5,00,387	...	5,00,387	85,35,763
<u>5,00,387</u>	<u>...</u>	<u>5,00,387</u>	<u>85,35,763</u>
<u>5,00,387</u>	<u>...</u>	<u>5,00,387</u>	<u>85,35,763</u>

STATEMENT
DETAILED STATEMENT OF CAPITAL EXPENDITURE

<i>Nature of Expenditure</i>	<i>Expenditure Non-Plan</i>
(1)	(2) Rs.
C. CAPITAL ACCOUNT OF ECONOMIC SERVICES -Concl'd	
(j) Capital Account of General Economic Services	
5452 Capital Outlay on Tourism	
01 <i>Tourist Infrastructure</i>	
101 Tourist Center	...
800 Other expenditure	...
Total : 01. <i>Tourist Infrastructure</i>	...
80 <i>General</i>	
104 Promotion and Publicity	...
800 Other expenditure	...
Total : 80 <i>General</i>	...
Total : 5452	...
(j) Capital Account of General Economic Services	...
TOTAL : C. CAPITAL ACCOUNT OF ECONOMIC SERVICES	91,57,311
GRAND TOTAL : Capital Account	2,40,84,538

NO. 12**DURING AND TO THE END OF THE YEAR 1999-2000 -Concl'd.**

During the year

<i>Plan</i>	<i>Centrally Sponsored Plan Schemes (including NEC, Central Plan and Sub-Plan Schemes)</i>	<i>Total</i>	<i>Expenditure to the end of the year</i>
(3) Rs.	(4) Rs.	(5) Rs.	(6) Rs.
...	14,44,064	14,44,064	4,21,39,436
...	42,94,796
...	14,44,064	14,44,064	4,64,34,232
...	34,58,845
...	9,02,983
...	43,61,828
...	14,44,064	14,44,064	5,07,96,060
...	14,44,064	14,44,064	5,07,96,060
2,84,60,47,206	1,70,29,196	2,87,22,33,713	19,49,62,26,395
3,54,82,34,843	6,53,31,983	3,63,76,51,364	27,09,02,21,233

STATEMENT
STATEMENT SHOWING DETAILS OF INVESTMENT OF GOVERNMENT IN STATUTORY
ETC. AS ON
Details of

Serial Number	Name of the Concern	Years of Investment	Number of shares/ debentures of Government investment to up capital/ debentures
(1)	(2)	(3)	Type (4) Number of shares (5)
I. Statutory Corporations			
1.	Assam Financial Corporation	1964-2000	Equity Shares 16,285
2.	Manipur State Road Transport Corporation	1977-99	Capital Contribution (a)
		1997-98	- do - (a)
		1998-99	- do - (a)
		1999-2000	- do - (a)
<i>Total : I. Statutory Corporations</i>			
II. Government Companies			
1.	Manipur Industrial Development Corporation Limited	1969-2000	Equity shares 7,87,710
2.	Manipur Spinning Mills Corporation Limited	1973-98	-do- 10,15,010
		1998-99	-do- 10,15,010
		1999-2000	- do - 2,17,000
3.	Manipur Handloom and Handicrafts Development Corporation Limited	1976-98	-do- 4,16,690
		1998-99	-do- 5,000
		1999-2000	- do - 15,000
4.	Manipur Agro-Industries corporation Limited	1985-99 1999-2000	Capital Contribution 66,660 2,46,460

NO. 13
CORPORATIONS, GOVERNMENT COMPANIES, CO-OPERATIVE BANKS AND SOCIETIES
31ST MARCH 2000

Investment

and percentage the total paid	Face value of each share/ debenture	Amount invested	Amount of dividend declared/ interest received & credited to Govt. during the year	Remarks
Percentage (6)	(7)	(8) Rs.	(9) Rs.	(10)
10.22	100	16,28,500	(a)	
Total:		<u>16,28,500</u>		
(a)	(a)	20,58,28,423	(a)	
(a)	(a)	2,13,66,000		
(a)	(a)	1,47,00,000		
(a)	(a)	1,20,00,000		
Total :		<u>25,38,94,423</u>		
		<u>25,55,22,923</u>		
100	100	7,87,71,000	5,815	
Total :		<u>7,87,71,000</u>	5,815	
100	100	10,15,01,000	(a)	
100	100	2,70,25,000		
100	100	2,17,00,000		
Total :		<u>15,02,26,000</u>		
100	100	4,16,69,000	(a)	
100	100	50,00,000		
100	100	15,00,000		
Total :		<u>4,81,69,000</u>		
76.75	100	66,66,000		
100	100	2,46,46,000		
Total :		<u>3,13,12,000</u>		

STATEMENT
STATEMENT SHOWING DETAILS OF INVESTMENT OF GOVERNMENT IN STATUTORY
ETC. AS ON
Details of

Serial Number	Name of the Concern	Years of Investment	Number of shares/ debentures of Government investment to up capital/ debentures	
(1)	(2)	(3)	Type (4)	Number of shares (5)
II Government Companies - Concl'd.				
5.	Manipur Plantation Crops Corporation Ltd.	1985-2000	-do-	5,13,270
6.	Manipur Tribal Development Corporation Limited	1985-2000	-do-	(a)
7.	Manipur Cycle Corporation Limited	1985-98 1998-2000	Capital contribution	(a)
8.	Manipur Electronics Corporation Limited	1985-2000	Equity Shares	2,86,280
9.	Manipur Film Development Corporation Ltd.	1985-2000	-do-	(a)
10	Manipur Cement Corporation Limited	1985-2000	Capital contribution	(a)
Total : II. Government Companies				
III Co-operative Institutions				
(a)	Credit Co-operative			
1.	Manipur State Co-operative Bank Limited	1957-97 1997-2000	Redeemable shares	3,20,400 15,000

NO. 13

CORPORATIONS, GOVERNMENT COMPANIES, CO-OPERATIVE BANKS AND SOCIETIES
31ST MARCH 2000 - *Contd.**Investment*

and percentage the total paid	Face value Of each share/ Debenture	Amount Invested	Amount of dividend declared/ interest received & credited to Govt. during the year	Remarks
Percentage (6)	(7)	(8) Rs.	(9) Rs.	(10)
22	100	5,93,27,000	(a)	
Total :		<u>5,93,27,000</u>		
(a)	(a)	1,61,50,000	(a)	
Total :		<u>1,61,50,000</u>		
(a)	(a)	33,11,000	(a)	
Total :		<u>35,04,000</u>		
100	100	2,86,28,000	(a)	
Total :		<u>2,86,28,000</u>		
(a)	(a)	27,00,000	(a)	
Total :		<u>27,00,000</u>		
(a)	(a)	49,79,000	(a)	
Total :		<u>49,79,000</u>		
		<u>42,70,77,000</u>	5,815	
44	50	1,60,20,000	(a)	
44	50	7,50,000		
Total :		<u>1,67,70,000</u>		

^(a) Number of Shares, Debentures, Face Value etc. have not been intimated.

STATEMENT
STATEMENT SHOWING DETAILS OF INVESTMENT OF GOVERNMENT IN STATUTORY
ETC. AS ON
Details of

Serial Number	Name of the Concern	Years of Investment	Number of shares/ debentures of Government investment to up capital/ debentures	
(1)	(2)	(3)	Type (4)	Number of shares (5)
III	Co-operative Institutions			
(a)	Credit Co-operative - <i>Contd.</i>			
2.	Imphal Urban Co-operative Bank Limited	1970-98 1998-2000	-do-	14,800
3.	Manipur Rural Bank	1981-2000	Redeemable	8,000
4.	Manipur Women Co-operative Bank Limited	1966-2000	-do-	7,600
5.	Large size Agricultural Credit Societies (14)*	1957-2000	-do-	10,700
6.	Manipur Industrial Co-operative Bank	1982-2000	-do-	30,500
7.	Moirang Primary Co-operative Bank	1972-2000	-do-	3,300
8.	Thrift and Credit Co-operative Society	1980-2000	-do-	(a)

* Figures inside the brackets indicate the number of Societies, Confederation etc.

NO. 13**CORPORATIONS, GOVERNMENT COMPANIES, CO-OPERATIVE BANKS AND SOCIETIES
31ST MARCH 2000 - Contd.***Investment*

And percentage The total paid	Face value Of each share/ Debenture	Amount Invested	Amount of dividend declared/ interest received & credited to Govt. during the year	Remarks
Percentage (6)	(7)	(8) Rs.	(9) Rs.	(10)
18 to 33	50	7,40,000	(a)	
		1,00,000		
Total :		<u>8,40,000</u>		
(a)	(a)	1,12,96,400		
Total :		<u>1,12,96,400</u>		
39	50	3,80,000		
Total :		<u>3,80,000</u>		
45	10	1,07,000		
Total :		<u>1,07,000</u>		
(a)	(a)	3,85,000		
Total :		<u>3,85,000</u>		
8	50	1,65,000		
Total :		<u>1,65,000</u>		
(a)	(a)	2,37,000	(a)	
Total:		<u>2,37,000</u>		

^(a) Number of Shares, Debentures, Face Value etc. have not been intimated.

STATEMENT
STATEMENT SHOWING DETAILS OF INVESTMENT OF GOVERNMENT IN STATUTORY
ETC. AS ON
Details of

Serial Number	Name of the Concern	Years of Investment	Number of shares/ debentures of Government investment to up capital/ debentures	
(1)	(2)	(3)	Type (4)	Number of shares (5)
III	Co-operative Institutions -Contd.			
	<i>(a) Credit Co-operative - Concl'd.</i>			
9.	Lamka Urban Co-operative Bank Limited	1984-2000	-do-	(a)
10	Senapati Primary Co-operative Bank Limited	1990-2000	-do-	(a)
11	Manipur State Land Development Co-operative Bank	1989-2000	Redeemable	(a)
	Total : (a) Credit Co-operatives			
	<i>(b) Labour Co-operatives</i>			
1.	Labour contract Societies including Forest Labour Co-operative Societies (112)*	1961-2000	Redeemable Shares	33,407
	Total : (b) Labour Co-operatives			
	<i>(c) Farming Co-operative</i>			
1.	Joint Co-operative Farming Societies (54)*	1961-2000	-do -	26,600
2.	Poultry Farming Co-operative Societies (20)*	1988-2000	-do-	(a)
3.	Horticulture Farming Co-operative Societies (13)*	1970-2000	-do-	20,800

* The figures inside the brackets indicates the number of Societies, Confederations etc.

NO. 13

CORPORATIONS, GOVERNMENT COMPANIES, CO-OPERATIVE BANKS AND SOCIETIES
31ST MARCH 2000 - Contd.*Investment*

and percentage of the total paid	Face value of each share/ debenture	Amount Invested	Amount of dividend declared/ interest received & credited to Govt. during the year	Remarks
Percentage (6)	(7)	(8) Rs.	(9) Rs.	(10)
(a)	(a)	1,55,000	(a)	
Total :		<u>1,55,000</u>		
(a)	(a)	20,000	(a)	
Total :		<u>20,000</u>		
		2,50,000	(a)	
Total :		<u>2,50,000</u>		
Total :		<u>3,06,05,400</u>	...	
33	10	3,34,070	(a)	
Total :		<u>3,34,070</u>		
		3,34,070		
70	10	2,66,000		
Total :		<u>2,66,000</u>		
(a)	(a)	15,76,800	(a)	
(a)	(a)	98,80,000		
Total :		<u>1,14,56,800</u>		
81	10	4,08,000		
Total :		<u>4,08,000</u>		

^(a) Number of Shares, Debentures, Face Value etc. have not been intimated

STATEMENT
STATEMENT SHOWING DETAILS OF INVESTMENT OF GOVERNMENT IN STATUTORY
ETC. AS ON
Details of

Serial Number	Name of the Concern	Years of Investment	Number of shares/ debentures of Government investment to up capital/ debentures	
(1)	(2)	(3)	Type (4)	Number of shares (5)
III	Co-operative Institutions -Contd.			
(c)	<i>Farming Co-operative -Concl'd.</i>			
4.	Seri/Tasar Co-operative Societies (51)*	1987-97 1997-2000	- do - - do -	(a) (a)
5.	Piggery Co-operative Societies (16)*	1987-2000	Redeemable shares	(a)
<i>Total : (c) Farming Co-operatives</i>				
(d)	<i>Warehousing and Marketing Co-operative.</i>			
1.	Manipur State Co- operative Consumer Federation	1969-2000	Redeemable shares	55,760
2.	Manipur Apex Marketing Co-operative Society Limited	1957-2000	-do-	1,18,460
3.	Manipur State Handloom Weavers Co-operative Society Limited	1964-2000	-do-	16,575
4.	District Supply and Marketing Co-operative Societies (12)*	1957-2000	-do-	68,134

* The figures inside the bracket indicates the number of Societies, Confederations etc.

NO. 13**CORPORATIONS, GOVERNMENT COMPANIES, CO-OPERATIVE BANKS AND SOCIETIES
31ST MARCH 2000 - Contd.***Investment*

and percentage the total paid	Face value of each share/ debenture	Amount invested	Amount of dividend declared/ interest received & credited to Govt. during the year	Remarks
Percentage (6)	(7)	(8) Rs.	(9) Rs.	(10)
(a)	(a)	10,00,000	(a)	
(a)	(a)	1,67,000		
Total :		<u>11,67,000</u>		
(a)	(a)	10,66,300		
Total :		<u>10,66,300</u>		
Total :		<u>1,43,64,100</u>		
62	50	27,88,000	(a)	
Total :		<u>27,88,000</u>		
80	50	59,23,000	(a)	
Total :		<u>59,23,000</u>		
50	100	16,57,500	(a)	
Total :		<u>16,57,500</u>		
33	100	68,13,400		
Total :		<u>68,13,400</u>		

^(a) Number of Shares, Debentures, Face Value etc. have not been intimated.

STATEMENT
STATEMENT SHOWING DETAILS OF INVESTMENT OF GOVERNMENT IN STATUTORY
ETC. AS ON

Details of

Serial Number	Name of the Concern	Years of Investment	Number of shares/ debentures of Government investment to up capital/ debentures
(1)	(2)	(3)	Type (4) Number of shares (5)
III	Co-operative Institutions -Contd.		
(d)	<i>Warehousing and Marketing Co-operatives -Concl'd.</i>		
5.	Manipur State Apex Co- operative Housing Society	1984-2000	Redeemable shares (a)
6.	Housing Co-operative Societies Limited(2)*	1988-2000	-do- (a)
<i>Total : (d) Warehousing and Marketing Co-operatives</i>			
(e)	<i>Processing Co-operatives</i>		
1.	Manipur Fruit Processing and Cold Storage Co- operative Societies Limited	1974-2000	Redeemable shares 28,400
<i>Total : (e) Processing Co-operatives</i>			
(f)	<i>Dairy Co-operatives</i>		
1.	Cattle Breeding/ Dairy Farming/ Milk Producers Co-operative Federation(42)*	1976-2000	Redeemable shares (a)
<i>Total : (f) Dairy Co-operatives</i>			
(g)	<i>Fisherman's Co-operatives</i>		
1.	Fisheries Co-operative Societies (36)*	1974-2000	Redeemable shares 2,65,357

* The figures inside the bracket indicate the number of Societies, Confederation etc.

NO. 13**CORPORATIONS, GOVERNMENT COMPANIES, CO-OPERATIVE BANKS AND SOCIETIES****31ST MARCH 2000 - Contd.***Investment*

and percentage the total paid	Face value Of each share/ Debenture	Amount Invested	Amount of dividend declared/ interest received & credited to Govt. during the year	Remarks
Percentage (6)	(7)	(8) Rs.	(9) Rs.	(10)
(a)	(a)	9,85,000		
Total :		<u>9,85,000</u>		
(a)	(a)	2,90,000	(a)	
Total :		<u>2,90,000</u>		
		<u>1,84,56,900</u>		
60	100	28,40,000	(a)	
Total :		<u>28,40,000</u>		
		<u>28,40,000</u>		
(a)	(a)	7,86,000		
Total :		<u>7,86,000</u>	(a)	
		<u>7,86,000</u>		
50	10	26,53,570		
Total :		<u>26,53,570</u>		

^(a) Number of Shares, Debentures, Face Value etc. have not been intimated

STATEMENT
STATEMENT SHOWING DETAILS OF INVESTMENT OF GOVERNMENT IN STATUTORY
ETC. AS ON

<i>Details of</i>				
Serial Number	Name of the Concern	Years of Investment	Number of shares/ debentures of Government investment to up capital/ debentures	
(1)	(2)	(3)	Type (4)	Number of shares (5)
III Co-operative Institutions -Contd.				
<i>(g) Fisherman's Co-operatives - Concl'd.</i>				
2.	Manipur State Fishing Co-operative Federation	1988-2000		(a)
<i>Total : (g) Fisherman's Co-operatives</i>				
<i>(h) Industrial Co-operatives</i>				
1.	Fruit Preservation Co-operative Societies (2)*	1961-2000	Redeemable shares	4,000
2.	Publishing Co-operative Society	1967-2000	-do-	400
3.	Oil Crushing Co-operative Societies	1968-2000	Redeemable shares	(a)
4.	Carpentry Co-operative Societies (5)*	1968-2000	Redeemable shares	(a)
5.	Weavers Co-operative Societies including Primary Weavers Co-operative Societies(2304)	1986-97 1997-2000	Redeemable shares - do -	(a)
<i>Total : (h) Industrial Co-operatives</i>				

* The figures inside the bracket indicate the number of Societies, Confederation etc.

NO. 13
CORPORATIONS, GOVERNMENT COMPANIES, CO-OPERATIVE BANKS AND SOCIETIES
31ST MARCH 2000 - Contd.

Investment

and percentage of the total paid	Face value Of each share/ Debenture	Amount Invested	Amount of dividend declared/ interest received & credited to Govt. during the year	Remarks
Percentage (6)	(7)	(8) Rs.	(9) Rs.	(10)
(a)	(a)	3,00,000	(a)	
Total :		3,00,000		
		<u>29,53,570</u>		
34	10	40,000	(a)	
Total :		<u>40,000</u>		
54	50	20,000	(a)	
Total :		<u>20,000</u>		
(a)	(a)	5,500	(a)	
Total :		<u>5,500</u>		
(a)	(a)	93,500	(a)	
Total :		<u>93,500</u>		
(a)	(a)	2,65,42,000	(a)	
(a)	(a)	38,50,000		
Total :		<u>3,03,92,000</u>		
		<u>3,05,51,000</u>		

^(a) Number of Shares, Debentures, Face Value etc. have not been intimated.

STATEMENT
STATEMENT SHOWING DETAILS OF INVESTMENT OF GOVERNMENT IN STATUTORY
ETC. AS ON
Details of

Serial Number	Name of the Concern	Years of Investment	Number of shares/ debentures of Government investment to up capital/ debentures	
(1)	(2)	(3)	Type (4)	Number of shares (5)
III Co-operative Institutions -Contd.				
<i>(i) Consumers Co-operative</i>				
1.	Consumers Co-operative Societies including Primary Consumer Educated Unemployed Persons, Government Employees Societies (131)*	1961-2000	Redeemable shares	(a)
<i>Total : (i) Consumer's Co-operatives</i>				
<i>(j) Other Co-operatives</i>				
1.	Services Co-operative Societies (281)*	1961-98 1998-2000	Redeemable shares	(a)
2.	Transport Co-operative Societies including Association/ Auto Rickshaw/ Taxi (14)*	1967-2000	Redeemable shares	(a)
3.	Ex-Servicemen's Societies (2)*	1970-2000	Redeemable shares	(a)
4.	GPL/MPCS/ LAMPS/ FSS/ MP Co-operative Societies (172)*	1970-97 1997-98 1998-2000	-do- -do - - do -	(a)

* The figures inside the bracket indicate the number of Societies, Confederation etc.

NO. 13

CORPORATIONS, GOVERNMENT COMPANIES, CO-OPERATIVE BANKS AND SOCIETIES

31ST MARCH 2000 - *Contd.**Investment*

and percentage the total paid	Face value Of each share/ Debenture	Amount Invested	Amount of dividend declared/ interest received & credited to Govt. during the year	Remarks
Percentage (6)	(7)	(8) Rs.	(9) Rs.	(10)
45	2,10,25 & 50	15,63,000	(a)	
Total :		<u>15,63,000</u>		
		<u>15,63,000</u>		
(a)	(a)	7,90,440	(a)	
(a)	(a)	2,50,700		
Total :		<u>10,41,140</u>		
(a)	(a)	2,95,000		
Total :		<u>2,95,000</u>		
(a)	(a)	30,600	(a)	
Total :		<u>30,600</u>		
(a)	(a)	3,75,88,800	5,40,497	
(a)	(a)	8,20,000		
(a)	(a)	4,26,700	(a)	
Total :		<u>3,88,35,500</u>		

^(a) Number of Shares, Debentures, Face Value etc. have not been intimated.

STATEMENT
STATEMENT SHOWING DETAILS OF INVESTMENT OF GOVERNMENT IN STATUTORY
ETC. AS ON
Details of

Serial Number	Name of the Concern	Years of Investment	Number of shares/ debentures of Government investment to up capital/ debentures	
(1)	(2)	(3)	Type (4)	Number of shares (5)
III	Co-operative Institutions -Concl'd.			
(j)	<i>Other Co-operatives -Concl'd</i>			
5.	Manipur State Development Co-operative Corporation Limited	1985-2000	Redeemable shares	(a)
6.	Integrated Co-operative Development Programme (3)*	1988-2000	Redeemable shares	(a)
7.	Blacksmith Plant/ Bamboo/ Stone/ Chatai/ Leather (6)*	1989-2000	Redeemable shares	(a)
8.	Film Industries	1989-2000	Redeemable shares	(a)

Total : (j) Other Co-operatives

Total : III. Co-operative Institutions

GRAND TOTAL :

* The figure inside the bracket indicate the number of Societies, Confederation etc.

NO. 13**CORPORATIONS, GOVERNMENT COMPANIES, CO-OPERATIVE BANKS AND SOCIETIES
31ST MARCH 2000 - Concl'd.***Investment*

and percentage the total paid	Face value of each share/ debenture	Amount Invested	Amount of dividend declared/ interest received & credited to Govt. during the year	Remarks
Percentage (6)	(7)	(8) Rs.	(9) Rs.	(10)
(a)	(a)	21,90,000	(a)	
Total :		<u>21,90,000</u>		
(a)	(a)	3,87,92,250		
Total :		<u>3,87,92,250</u>		
(a)	(a)	1,67,000	(a)	
Total:		<u>1,67,000</u>		
(a)	(a)	30,000	(a)	
Total:		<u>30,000</u>		
		<u>8,13,81,490</u>	5,40,497	
		<u>18,38,35,530</u>	5,40,497	
		<u>86,64,35,453</u>	5,46,312	

^(a) Number of Shares, Debentures, Face Value etc. have not been intimated.

STATEMENT NO. 14
STATEMENT SHOWING THE CAPITAL AND OTHER EXPENDITURE (OTHER THAN ON REVENUE ACCOUNT) TO THE END OF 1999-2000 AND THE PRINCIPAL SOURCES FROM WHICH FUNDS WERE PROVIDED FOR THE EXPENDITURE

Heads	On 1 st April 1999	During the year	On 31 st March 2000
(1)	(2)	(3)	(4)
<i>(In crores of rupees)</i>			
CAPITAL AND OTHER EXPENDITURE			
CAPITAL EXPENDITURE			
A. Capital Account of General Services			
Capital Outlay on Public Works	93.18	5.24	98.42
Capital Outlay on Other Administrative Services	0.64	...	0.64
Total : A	93.82	5.24	99.06
B. Capital Account of Social Services	5,89.04	71.30	6,60.34
C. Capital Account of Economic Services			
(a) Capital Account of Agricultural and Allied Services	76.32	3.01	79.33
(b) Capital Account of Rural Development	0.40	0.03	0.43
(c) Capital Account of Special Areas Programmes	68.33	0.74	69.07
(d) Capital Account of Irrigation & Flood Control	4,85.53	44.17	5,29.70
(e) Capital Account of Energy	4,42.32	1,85.66	6,27.98
(f) Capital Account of Industry and Minerals	47.37	6.47	53.84
(g) Capital Account of Transport	5,36.38	46.95	5,83.33
(i) Capital Account of Science, Technology and Environment	0.81	0.05	0.86
(j) Capital Account of General Economic Services	4.94	0.14	5.08
Total : C.	16,62.40	2,87.22	19,49.62
TOTAL : CAPITAL EXPENDITURE	23,45.26	3,63.76	27,09.02
LOANS AND ADVANCES			
Loans for Education, Art and Culture	0.11	...	0.11
Loans for Water supply and Sanitation	5.67	...	5.67
Loans for Housing	19.81	...	19.81
Loans for Urban Development	0.89	...	0.89

STATEMENT NO. 14 - *Contd.*

	(1)	(2)	(3)	(4)
CAPITAL AND OTHER EXPENDITURE - <i>Concl'd</i>				
CAPITAL EXPENDITURE - <i>Concl'd.</i>				
Loans for Welfare of Scheduled Castes/ Scheduled Tribes and other backward Classes		0.02	...	0.02
Loans for Social security and Welfare		0.35	...	0.35
Loans for Crop Husbandry		1.26	...	1.26
Loans for Animal Husbandry		0.01	...	0.01
Loans for Fisheries		0.22	...	0.22
Loans for Co-operation		9.73	1.72	11.45
Loans for Rural Development Programmes		0.01	...	0.01
Loans for Village and Small Industries		6.05	0.01	6.06
Loans to Government Servants, etc.		4.74	0.31	5.05
Miscellaneous Loans		0.08	...	0.08
TOTAL : LOANS AND ADVANCES		48.95	2.04	50.99
TOTAL : CAPITAL AND OTHER EXPENDITURE		23,94.21	3,65.80	"X" 27,60.01

PRINCIPAL SOURCES OF FUNDS

Revenue Surplus		...	- 2,78.14	...
Public Debts -				
Internal Debt of the State Government				
Market Loans		2,02.02	21.30	2,23.32
Other Loans		5,32.20	- 1,01.55	4,30.65
Loans and Advances from the Central Government		3,34.90	63.93	3,98.83
Small Savings, Provident Funds, etc.		1,79.66	2,88.02	4,67.68
Total : Public Debts		12,48.78	2,71.70	15,20.48
<i>Other Receipts</i>				
Reserve Funds		11.08	2.42	13.50
Deposits and Advances		1,68.02	- 5.73	1,62.29
Suspense and Miscellaneous (Other than amount closed to Government Account and Cash Balances Investment Accounts)		- 82.80	1,30.38	47.58
Remittances		- 1,16.94	- 18.55	- 1,35.49
<i>Total : Other Receipts</i>		- 20.64	1,08.52	87.88
TOTAL : DEBT AND OTHER RECEIPTS		12,28.14	3,80.22	16,08.36

STATEMENT NO. 14 - Concl'd.

(1)	(2)	(3)	(4)
Deduct - Cash Balance	1,39.09	- 2,63.72	- 1,24.63
Deduct - Investment	4.53	...	4.53
Add - Misc. Government Accounts	0.08	...	0.08
			"Y"
NET PROVISION OF FUNDS	10,84.60	6,43.94	17,28.54

The net provisions of Funds 'Y' shown in the Statement differs from the net Capital and other expenditure 'X' up to the end of the year by Rs.10,31.47 crore for the reasons explained below :

1. Net Capital Expenditure allocated to the end of 1964-85 to the Territory Section of Accounts		5.69
2. Net effect of balances under debt heads allocated to the end of the 1964-65 to the Territory Section of Account from the books of the Government of India.		0.85
3. Net effect of balances under Debt, Deposits and Remittances heads allocated during 1971-72 on dropping from the Central Accounts.		3.05
4. Net effect of balances under Public Debt, adopted during 1972-73 on dropping from Central Books.		- 2.62
5. Adjustment of Balances under Suspense		2.78
6. Net effect of Balances under Debt, Deposits and Remittance heads adopted during 1983-84 on dropping from Central Books		2.48
7. Net Revenue Surplus to the end of 1999-2000		10,19.24
	Total :	<u>10,31.47</u>

PART - II

B - DEBT, CONTINGENCY FUND AND PUBLIC ACCOUNT

STATEMENT
DETAILED STATEMENT OF RECEIPTS, DISBURSEMENTS AND BALANCES UNDER HEADS OF

<i>Heads of account</i> (1)	<i>Opening balance</i> <i>on 1st April 1999</i> (2) Rs.
<i>PART I - CONSOLIDATED FUND</i>	
(i) Receipt Heads (Revenue Account)	...
(ii) Expenditure Heads (Revenue Account)	...
(iii) Expenditure Heads (Capital Account)	...
E. Public Debt	
6003 Internal Debt of the State Government	7,34,22,22,822 (Cr)
6004 Loans and Advances from the Central Government	3,34,90,06,235 (Cr)
Total : E. Public Debt	<u>10,69,12,29,057</u> (Cr)
F. Loans and Advance	
6202 Loans for Education, Sports, Art and Culture	10,73,190 (Dr)
6215 Loans for Water Supply and Sanitation	5,67,90,972 (Dr)
6216 Loans for Housing	19,80,77,372 (Dr)
6217 Loans for Urban Development	88,68,684 (Dr)
6225 Loans for Welfare of Scheduled Castes, Scheduled Tribes and Other Backward Classes	2,39,573 (Dr)
6235 Loans for Social Security and Welfare	34,68,346 (Dr)
6401 Loans for Crop Husbandry	1,25,79,044 (Dr)
6403 Loans for Animal Husbandry	50,000 (Dr)
6405 Loans for Fisheries	21,99,294 (Dr)
6425 Loans for Co-operation	9,73,23,167 (Dr)
6515 Loans for other Rural Development programmes	77,507 (Dr)
6851 Loans for Village and Small Industries	6,04,87,386 (Dr)
7610 Loans to Government Servants, etc.	4,73,99,956 (Dr)
7615 Miscellaneous Loans	8,46,461 (Dr)
Total : F. Loans and Advances	<u>48,94,80,952</u> (Dr)
Total : PART I - CONSOLIDATED FUND	

NO. 15**ACCOUNT RELATING TO DEBT, CONTINGENCY FUND AND PUBLIC ACCOUNT**

<i>Receipts</i>	<i>Disbursements</i>	<i>Closing balance on 31st</i>	
(3)	(4)	(5)	
Rs.	Rs.	Rs.	
10,69,84,79,528	
...	13,47,98,62,261	...	
...	3,63,76,51,364	...	
11,81,35,49,739	12,61,60,55,069	6,53,97,17,492	(Cr)
92,86,84,484	28,93,58,364	3,98,83,32,355	(Cr)
12,74,22,34,223	12,90,54,13,433	10,52,80,49,847	(Cr)
...	...	10,73,190	(Dr)
...	...	5,67,90,972	(Dr)
29,614	...	19,80,47,758	(Dr)
...	...	88,68,684	(Dr)
...	...	2,39,573	(Dr)
...	...	34,68,346	(Dr)
...	...	1,25,79,044	(Dr)
...	...	50,000	(Dr)
39,260	...	21,60,034	(Dr)
1,73,981	1,74,00,000	11,45,49,186	(Dr)
...	...	77,507	(Dr)
41,805	2,00,000	6,06,45,581	(Dr)
52,98,783	84,17,448	5,05,18,621	(Dr)
...	...	8,46,461	(Dr)
55,83,443	2,60,17,448	50,99,14,957	(Dr)
23,44,62,97,194	30,04,89,44,506		

STATEMENT
DETAILED STATEMENT OF RECEIPTS, DISBURSEMENTS AND BALANCES UNDER HEADS OF

<i>Heads of account</i> (1)	<i>Opening balance</i> <i>on 1st April 1999</i> (2) Rs.
PART III - PUBLIC ACCOUNT	
I. Small Savings, Provident Funds, etc.	
<i>(b) Provident Funds</i>	
8009 State Provident Funds	1,69,94,91,863 (Cr)
<i>(c) Other Accounts</i>	
8011 Insurance and Pension Funds	9,70,83,227 (Cr)
Total : I. Small Savings, Provident Funds, etc.	1,79,65,75,090 (Cr)
 J. Reserve Funds	
<i>(b) Reserve Funds not Bearing Interest</i>	
8226 Depreciation/Renewal Reserve Fund	
101 Depreciation Reserve Funds of Government Commercial Departments/ Undertakings	23,98,000 (Cr)
Total : 8226. Depreciation/ Renewal Reserve Fund	23,98,000 (Cr)
8235 General and Other Reserve Funds	
111 Calamities relief	10,84,35,744 (Cr)
Total : 8235 General & Other Reserve Funds	10,84,35,744 (Cr)
Total : <i>(b) Reserve Funds not Bearing Interest</i>	11,08,33,744 (Cr)
Total : J. Reserve Funds	11,08,33,744 (Cr)
 K. Deposits and Advances	
<i>(a) Deposits Bearing Interest</i>	
8336 Civil Deposits	
800 Other Deposits	2,35,79,948 (Cr)
Total :8336 Civil Deposits	2,35,79,948 (Cr)
8338 Deposit of Local Funds	
103 Deposits of State Housing Boards	...
Total : 8338 Deposit of Local Funds	...
Total : (a) Deposits bearing interest	2,35,79,948 (Cr)

NO. 15 -Contd.

ACCOUNT RELATING TO DEBT, CONTINGENCY FUND AND PUBLIC ACCOUNT

<i>Receipts</i> (3) Rs.	<i>Disbursements</i> (4) Rs.	<i>Closing balance on 31st</i> <i>March 2000</i> (5) Rs.	
3,32,00,77,936	44,35,64,075	4,57,60,05,724	(Cr)
2,04,12,966	1,67,24,091	10,07,72,102	(Cr)
<u>3,34,04,90,902</u>	<u>46,02,88,166</u>	<u>4,67,67,77,826</u>	(Cr)
...	...	23,98,000	(Cr)
<u>...</u>	<u>...</u>	<u>23,98,000</u>	(Cr)
2,63,50,000	21,21,096	13,26,64,648	(Cr)
<u>2,63,50,000</u>	<u>21,21,096</u>	<u>13,26,64,648</u>	(Cr)
<u>2,63,50,000</u>	<u>21,21,096</u>	<u>13,50,62,648</u>	(Cr)
<u>2,63,50,000</u>	<u>21,21,096</u>	<u>13,50,62,648</u>	(Cr)
...	...	2,35,79,948	(Cr)
<u>...</u>	<u>...</u>	<u>2,35,79,948</u>	(Cr)
...	9,606	9,606	(Dr)
<u>...</u>	<u>9,606</u>	<u>9,606</u>	(Dr)
<u>...</u>	<u>9,606</u>	<u>2,35,70,342</u>	(Cr)

STATEMENT

DETAILED STATEMENT OF RECEIPTS, DISBURSEMENTS AND BALANCES UNDER HEADS OF

<i>Heads of account</i> (1)	<i>Opening balance</i> <i>on 1st April 1999</i> (2) Rs.
PART III - PUBLIC ACCOUNT -Contd.	
K. Deposits and Advances -Concl'd.	
<i>(b) Deposits not bearing interest</i>	
8443 Civil Deposits	
101 Revenue Deposits	66,05,701 (Cr)
103 Security Deposits	20,04,23,827 (Cr)
104 Civil Courts Deposits	9,74,10,560 (Cr)
105 Criminal Courts Deposits	1,677 (Cr)
106 Personal Deposits	15,62,41,258 (Cr)
108 Public Works Deposits	20,71,37,416 (Cr)
109 Forest Deposits	3,21,18,937 (Cr)
111 Other Departmental Deposits	3,26,48,839 (Cr)
800 Other Deposit	...
Total : 8443 Civil Deposits	73,25,88,215 (Cr)
8448 Deposits of Local Funds	
120 Other Funds	5,23,130 (Cr)
Total : 8848 Deposits of Local Funds	5,23,130 (Cr)
8449 Other Deposits	
120 Miscellaneous Deposits	94,55,24,308 (Cr)
Total : 8449 Other Deposits	94,55,24,308 (Cr)
Total : (b) Deposits not bearing Interest	1,67,86,35,653 (Cr)
<i>(c) Advances</i>	
8550 Civil Advances	
101 Forest Advances	50,56,541 (Dr)
102 Revenue Advances	52,499 (Dr)
103 Other Departmental Advances	82,54,850 (Dr)
104 Other Advances	86,48,280 (Dr)
Total : 8550 Civil Advances	2,20,12,170 (Dr)
Total : (c) Advances	2,20,12,170 (Dr)
Total : K. Deposits and Advances	1,68,02,03,431 (Cr)

NO. 15 -Contd.**ACCOUNT RELATING TO DEBT, CONTINGENCY FUND AND PUBLIC ACCOUNT**

<i>Receipts</i>	<i>Disbursements</i>	<i>Closing balance on 31st</i>	
(3)	(4)	<i>March 2000</i>	
Rs.	Rs.	(5)	
		Rs.	
4,37,29,279	98,94,633	4,04,40,347	(Cr)
5,77,24,167	4,08,67,988	21,72,80,006	(Cr)
...	...	9,74,10,560	(Cr)
...	...	1,677	(Cr)
19,60,79,809	26,77,07,362	8,46,13,705	(Cr)
5,11,64,900	7,20,85,192	18,62,17,124	(Cr)
...	...	3,21,18,937	(Cr)
...	...	3,26,48,839	(Cr)
2,91,24,329	3,71,02,055	79,77,726	(Dr)
<u>37,78,22,484</u>	<u>42,76,57,230</u>	<u>68,27,53,469</u>	(Cr)
...	...	5,23,130	(Cr)
<u>...</u>	<u>...</u>	<u>5,23,130</u>	(Cr)
50,10,04,975	50,82,76,268	93,82,53,015	(Cr)
<u>50,10,04,975</u>	<u>50,82,76,268</u>	<u>93,82,53,015</u>	(Cr)
<u>87,88,27,459</u>	<u>93,59,33,498</u>	<u>1,62,15,29,614</u>	(Cr)
5,92,65,168	5,94,17,428	52,08,801	(Dr)
...	...	52,499	(Dr)
...	...	82,54,850	(Dr)
2,500	10,000	86,55,780	(Dr)
<u>5,92,67,668</u>	<u>5,94,27,428</u>	<u>2,21,71,930</u>	(Dr)
<u>5,92,67,668</u>	<u>5,94,27,428</u>	<u>2,21,71,930</u>	(Dr)
<u>93,80,95,127</u>	<u>99,53,70,532</u>	<u>1,62,29,28,026</u>	(Cr)

STATEMENT

DETAILED STATEMENT OF RECEIPTS, DISBURSEMENTS AND BALANCES UNDER HEADS OF

<i>Heads of account</i> (1)	<i>Opening balance</i> <i>on 1st April 1999</i> (2) Rs.
<i>PART III - PUBLIC ACCOUNT -Contd.</i>	
L. Suspense and Miscellaneous.	
<i>(b) Suspense</i>	
8658 Suspense Accounts	
101 Pay and Accounts Office Suspense	22,86,35,617 (Dr)
102 Suspense Account (Civil)	38,22,62,217 (Dr)
107 Cash Settlement Suspense Account	11,35,05,220 (Dr)
109 Reserve Bank Suspense -Headquarters	2,36,51,004 (Dr)
110 Reserve Bank Suspense - Central Account Office	19,63,70,454 (Cr)
111 Departmental Adjusting Account	33,50,64,841 (Dr)
112 Tax Deducted at Source Suspense	6,07,53,158 (Cr)
113 Provident Fund Suspense	1,04,946 (Dr)
120 Addl. Dearness Allow. Deposit Suspense Account	10,781 (Cr)
123 AIS Officers Group Insurance Scheme	6,75,79,667 (Cr)
126 Broadcasting Receiver Licence Fee Suspense	62,688 (Cr)
129 Material Purchase Settlement Suspense Account	2,06,03,006 (Cr)
Total : 8658 Suspense Account	73,78,44,091 (Dr)
Total : (b) Suspense	73,78,44,091 (Dr)
<i>(c) Other Accounts</i>	
8670 Cheques and Bills	
103 Departmental cheques	96,750 (Dr)
8671 Departmental Balances	
101 Civil	8,83,43,997 (Dr)
8672 Permanent Cash Imprest	
101 Civil	2,20,684 (Dr)
8673 Cash Balance Investment Account	
101 Cash Balance Investment Account	4,52,82,620 (Dr)
Total : (c) Other Account	13,39,44,051 (Dr)

NO. 15 -Contd.**ACCOUNT RELATING TO DEBT, CONTINGENCY FUND AND PUBLIC ACCOUNT**

<i>Receipts</i>	<i>Disbursements</i>	<i>Closing balance on 31st March 2000</i>	
(3)	(4)	(5)	
Rs.	Rs.	Rs.	
2,60,271	18,11,61,123	40,95,36,469	(Dr)
19,83,64,482	12,62,75,245	31,01,72,980	(Dr)
17,96,94,861	12,20,15,647	5,58,26,006	(Dr)
...	- 1,58,73,388	77,77,616	(Dr)
1,39,29,23,241	9,41,03,157	1,49,51,90,538	(Cr)
- 8,27,08,270	- 4,83,40,316	36,94,32,795	(Dr)
8,93,13,164	4,26,86,263	10,73,80,059	(Cr)
...	...	1,04,946	(Dr)
...	...	10,781	(Cr)
1,99,341	2,51,424	6,75,27,584	(Cr)
...	...	62,688	(Cr)
1,44,91,128	1,33,31,894	2,17,62,240	(Cr)
<u>1,79,25,38,218</u>	<u>51,56,11,049</u>	<u>53,90,83,078</u>	(Cr)
<u>1,79,25,38,218</u>	<u>51,56,11,049</u>	<u>53,90,83,078</u>	(Cr)
...	...	"B"96,750	(Dr)
14,49,40,647	11,80,98,146	6,15,01,496	(Dr)
...	...	2,20,684	(Dr)
1,02,48,00,000	1,02,48,00,000	4,52,82,620	(Dr)
<u>1,16,97,40,647</u>	<u>1,14,28,98,146</u>	<u>10,71,01,550</u>	(Dr)

"B" Adopted proforma on 21-01-1998 on dropping from Central Account. The balance is under scrutiny.

STATEMENT

DETAILED STATEMENT OF RECEIPTS, DISBURSEMENTS AND BALANCES UNDER HEADS OF

<i>Heads of account</i> (1)	<i>Opening balance</i> <i>on 1st April 1999</i> (2) Rs.
PART III - PUBLIC ACCOUNT -Contd.	
L. Suspense and Miscellaneous. - Concl'd.	
<i>(d) Account with Governments of Foreign Countries</i>	
8679 Accounts with Governments of other Countries	
103 Burma	15,55,438 (Dr)
Total : (d) <i>Account with Governments of Foreign Countries</i>	15,55,438 (Dr)
Total : L (b) + (c) + (d)	87,33,43,580 (Dr)
<i>(e) Miscellaneous</i>	
8680 Miscellaneous Government Accounts	
102 Writes-off from Heads of Account closing to balance	7,86,395 Cr)
Total : 8680 Miscellaneous Government Accounts	7,86,395 Cr)
Total : (e) Miscellaneous	7,86,395 Cr)
Total : L. Suspense and Miscellaneous	87,25,57,185 (Dr)
M. Remittances	
<i>(a) Money orders and other remittances</i>	
8782 Cash Remittances and adjustments between officers rendering accounts to the same Accounts Officer	
101 Cash Remittances between Treasuries & Currency Chests	...
102 Public Works Remittances	1,20,37,91,634 (Dr)
103 Forest Remittances	3,48,05,783 (Cr)
105 Reserve Bank of India Remittances	1,37,43,288 (Cr)
Total : 8782 Cash Remittances, etc.	1,15,52,42,563 (Dr)
Total : (a) Money Orders and other Remittances	1,15,52,42,563 (Dr)

NO. 15 -Contd.

ACCOUNT RELATING TO DEBT, CONTINGENCY FUND AND PUBLIC ACCOUNT

<i>Receipts</i> (3) Rs.	<i>Disbursements</i> (4) Rs.	<i>Closing balance on 31st</i> <i>March 2000</i> (5) Rs.	
...	"C" - 40,289	15,15,149	(Dr)
...	- 40,289	15,15,149	(Dr)
<u>2,96,22,78,865</u>	<u>1,65,84,68,906</u>	<u>43,04,66,379</u>	(Cr)
...	...	7,86,395	(Cr)
...	...	<u>7,86,395</u>	(Cr)
...	...	<u>7,86,395</u>	(Cr)
<u>2,96,22,78,865</u>	<u>1,65,84,68,906</u>	<u>43,12,52,774</u>	(Cr)
76,41,76,854	76,41,76,854	...	
3,21,66,20,010	3,53,40,46,581	1,52,12,18,205	(Dr)
11,27,07,458	11,78,04,562	2,97,08,679	(Cr)
15,76,97,716	95,21,329	16,19,19,675	(Cr)
<u>4,25,12,02,038</u>	<u>4,42,55,49,326</u>	<u>1,32,95,89,851</u>	(Dr)
<u>4,25,12,02,038</u>	<u>4,42,55,49,326</u>	<u>1,32,95,89,851</u>	(Dr)

"C" Minus figure is due to adjustment of previous years balance

STATEMENT

DETAILED STATEMENT OF RECEIPTS, DISBURSEMENTS AND BALANCES UNDER HEADS OF

<i>Heads of account</i> (1)	<i>Opening balance</i> <i>on 1st April 1999</i> (2) Rs.
<i>PART III - PUBLIC ACCOUNT - Concl'd.</i>	
M. Remittances - Concl'd.	
<i>(b) Inter Government Adjustment Accounts</i>	
8786 Adjusting Account between Central & State Governments	...
8793 Inter State suspense Account	1,41,38,888 (Dr)
Total : <i>(b) Inter Government Adjustment Accounts</i>	1,41,38,888 (Dr)
Total : M. Remittances	1,16,93,81,451 (Dr)
Total : PART III - PUBLIC ACCOUNT (Receipts and Disbursements)	...
Total : PART I and III Receipts and Disbursements	...
N. Cash Balances	
8999 Cash Balances (Opening)	
101 Cash in Treasuries	
102 Deposits with Reserve Bank	
104 Remittance in Transit (Local)	
Total :	
8999 Cash Balance (Closing)	
101 Cash in Treasuries	
102 Deposits with Reserve Bank	
104 Remittance in Transit (Local)	
Total :	
GRAND TOTAL :	

NO. 15 - Concl'd.

ACCOUNT RELATING TO DEBT, CONTINGENCY FUND AND PUBLIC ACCOUNT

<i>Receipts</i>	<i>Disbursements</i>	<i>Closing balance on 31st</i>	
(3)	(4)	March 2000	
Rs.	Rs.	Rs.	
...	
...	1,11,98,683	2,53,37,571	(Dr)
...	1,11,98,683	2,53,37,571	(Dr)
<u>4,25,12,02,038</u>	<u>4,43,67,48,009</u>	<u>1,35,49,27,422</u>	(Dr)
11,51,84,16,932	7,55,29,96,709	...	
<u>34,96,47,14,126</u>	<u>37,60,19,41,215</u>	...	
3,43,33,073			
1,65,45,02,602			
- 29,78,80,326			
<u>1,39,09,55,349</u>			
	3,36,39,481		
	- 1,09,28,22,737 (A)		
	- 18,70,88,484		
	<u>- 1,24,62,71,740</u>		
<u>36,35,56,69,475</u>	<u>36,35,56,69,475</u>		

(A) There was a difference of Rs.151.27 crores (less in accounts) between the figures reflected in the Accounts (-Rs.1,09.28 crores) and that intimated by the Reserve Bank of India (-Rs. 2,60.55 crores) for the reasons explained below:- (i) Rs. 46.04 crores (Cr) being less adjustment by Bank in respect of all treasuries during 1971-72 to 1999-2000. (ii) Rs. 36.60 crores (Dr) being excess adjustment by Bank in respect of all treasuries during 1971-72 to 1999-2000. (iii) Rs.1,41.83 crores (Dr) is under scrutiny.

STATEMENT
DETAILED STATEMENT OF DEBT AND OTHER

<i>Description of Debt</i>	<i>Balance as on</i>
(1)	<i>1st April 1999</i>
	(2)
	Rs.
E. PUBLIC DEBT	
6003 Internal Debt of the State Government	
101 Market Loans	2,02,02,40,653
103 Loans from the Life Insurance Corporation of India	9,30,61,100
104 Loans from General Insurance Corporation of India	...
105 Loans from the National Bank for Agriculture and Rural Development	1,35,59,150
107 Loans from State Bank of India	10,94,400
108 Loans from NCDC	13,95,48,592
109 Loans from Other Institution	95,91,46,466
110 Ways and Means Advances from the RBI	4,10,93,16,268
800 Other Loans	62,56,193
Total : 6003. Internal Debt of the State Government	7,34,22,22,822
6004 Loans and Advances from the Central Government	
01 <i>Non-Plan Loans</i>	
102 Share of Small Saving Collections	74,84,13,750
104 Special Police Force	"A" 5,11,70,000
115 Police - Modernisation of Police Force	3,94,35,330
Education -National Loan Scholarship Schemes	1,31,980
201 House Building Advances	61,34,937
Total : 01. Non-Plan Loans	84,52,85,997
02 <i>Loans for State/ Union Territory Plan Schemes</i>	
101 Block Loans	1,89,02,70,097
104 1984-89 State Plan Loans Consolidated in terms of recommendations of the 9 th Finance Commission	15,04,61,503
Total : 02. Loans for State/ Union Territory Plan Schemes	2,04,07,31,600

"A" Separated from Minor Head 115 Modernisation of Police Force

NO. 16
INTEREST BEARING OBLIGATIONS OF GOVERNMENT

<i>Additions during the year</i> (3) Rs.	<i>Discharges during the year</i> (4) Rs.	<i>Balance as on 31st March 2000</i> (5) Rs.
30,39,00,000	9,09,20,000	2,23,32,20,653
...	44,68,934	8,85,92,166
...
...	...	1,35,59,150
...	...	10,94,400
6,73,21,900	...	20,68,70,492
13,10,06,976	15,05,36,841	93,96,16,601
11,31,13,20,863	12,37,01,29,294*	3,0505,07,837
...	...	62,56,193
<hr/>	<hr/>	<hr/>
11,81,35,49,739	12,61,60,55,069	6,53,97,17,492
<hr/>	<hr/>	<hr/>
17,99,29,734	3,72,35,000	89,11,08,484
...	1,27,00,000	3,84,70,000
8,65,750	52,85,240	3,50,15,840
...	...	1,31,980
...	12,02,686	49,32,251
<hr/>	<hr/>	<hr/>
18,07,95,484	5,64,22,926	96,96,58,555
<hr/>	<hr/>	<hr/>
68,16,29,000	15,51,32,656	2,41,67,66,441
...	2,52,72,000	12,51,89,503
<hr/>	<hr/>	<hr/>
68,16,29,000	18,04,04,656	2,54,19,55,944
<hr/>	<hr/>	<hr/>

* The figure includes adjustment amounting to Rs.383.27 crore relating to the period 1995-96 to 1998-99.

STATEMENT
DETAILED STATEMENT OF DEBT AND OTHER

<i>Description of Debt</i>	<i>Balance as on</i>
(1)	<i>1st April 1999</i>
	(2)
	Rs.
E. PUBLIC DEBT -Contd.	
6004 Loans & Advances from the Central Govt. -Contd.	
03 <i>Loans for Central Plan Schemes</i>	
Rehabilitation - Repatriates from Burma	82,842
Dry Land Development	5,05,364
Village and Small Industries -	
Small Scale Industries	4,27,518
Other Loans Development Programmes (CAD)	15,536
800 Other Loans (i) Strengthening of State Land Use Board -Soil Conservation	12,25,787
(ii) Loan Assistance under Accelerated Irrigation Benefit Programme - Khuga Multipurpose Project	4,08,50,000
 Total : 03. <i>Loans for Central Plan Schemes</i>	<hr/> 4,31,07,047 <hr/>
04 <i>Loans for Centrally Sponsored Plan Schemes</i>	
101 Forestry - Forest Conservation Development and Regeneration -	33,28,388
Integrated Development of Small and Medium Towns	2,66,65,400
Consumer Co-operation -	4,53,076
Flood Control and Drainage,	
Anti Sea Erosion Projects -	7,04,000
Co-operation - Assistance to Credit Co-operatives	15,86,908
Civil Supplies - Assistance to Consumer	
Co-operatives in Urban Areas	55,83,976
Transmission and Distribution -	
Inter State Transmission Lines	21,14,881
Village and Small Industries -	
102 Small Scale Industries	7,20,817
103 Handloom Industries	27,62,170
108 Loans to Other Co-operatives	64,13,826
Roads of Inter State or Economic Importance	85,44,288
National Water Shed Development Project for rainfed Areas	1,72,87,644
 Total : 04. <i>Loans for Centrally Sponsored Plan Schemes</i>	<hr/> 7,61,65,374 <hr/>

NO. 16
INTEREST BEARING OBLIGATIONS OF GOVERNMENT

<i>Additions during the year</i>	<i>Discharges during the year</i>	<i>Balance as on 31st March</i>
(3)	(4)	(5)
Rs.	Rs.	Rs.
...	...	82,842
...	58,200	4,47,164
...	...	4,27,518
...	15,536	...
...	1,03,616	11,22,171
...	10,75,000	3,97,75,000
...	<u>12,52,352</u>	<u>4,18,54,695</u>
...	8,63,930	24,64,458
24,90,000	12,02,500	2,79,52,900
...	...	4,53,076
...	64,000	6,40,000
61,20,000	8,95,809	68,11,099
...	29,05,631	26,78,345
...	1,76,240	19,38,641
...	3,61,415	3,59,402
...	6,73,760	20,88,410
...	...	64,13,826
...	4,72,042	80,72,246
75,00,000	<u>4,67,448</u>	<u>2,43,20,196</u>
<u>1,61,10,000</u>	<u>80,82,775</u>	<u>8,41,92,599</u>

STATEMENT
DETAILED STATEMENT OF DEBT AND OTHER

Description of Debt (1)	Balance as on 1 st April 1999 (2) Rs.
E. PUBLIC DEBT -Concl.	
6004 Loans and Advances from the Central Government - Concl	
05 Loans for Special Schemes	
101 Schemes of North Eastern Council	4,52,56,753
Total : 05 Loans for Special Schemes	4,52,56,753
06 Ways and Means Advances	
800 Other Ways and Means Advances	51,00,000
Total : 06 Ways and Means Advances	51,00,000
07 Pre 1984-85 Loans	
102 National Loan Scholarship Schemes	5,81,572
105 Small Saving Loans	41,16,000
107 Pre 1979-80 Consolidated Loans re-consolidated into 30 years loans	11,84,94,406
108 1979-84 Consolidated Loans	17,00,53,861
109 Rehabilitation of Gold Smiths	1,13,625
Total : 07 Pre-1984-85 Loans	29,33,59,464
Total : 6004 - Loans and Advances from the Central Government.	3,34,90,06,235
Total : E. PUBLIC DEBT	10,69,12,29,057
 I SMALL SAVINGS, PROVIDENT FUNDS ETC.	
(b) Provident Funds	
8009 State Provident Funds	
01 Civil	
101 General Provident Funds	1,68,47,45,069
102 Contributory Provident Funds	9,680
104 All India Services Provident Funds	1,47,35,603
Total : 01 Civil	1,69,94,90,352
60 Other Provident Funds	
101 Workmen's Contributory Provident Fund	1,511
Total : 60 Other Provident Fund	1,511
Total : 8009 State Provident Funds	1,69,94,91,863

NO. 16 -Contd.

INTEREST BEARING OBLIGATIONS OF GOVERNMENT

<i>Additions during the year</i>	<i>Discharges during the year</i>	<i>Balance as on 31st March 2000</i>
(3)	(4)	(5)
Rs.	Rs.	Rs.
1,50,000	44,79,655	4,09,27,098
<u>1,50,000</u>	<u>44,79,655</u>	<u>4,09,27,098</u>
5,00,00,000	2,00,00,000	3,51,00,000
<u>5,00,00,000</u>	<u>2,00,00,000</u>	<u>3,51,00,000</u>
...	...	5,81,572
...	5,81,000	35,35,000
...	75,51,000	11,09,43,406
...	1,05,84,000	15,94,69,861
...	...	1,13,625
...	<u>1,87,16,000</u>	<u>27,46,43,464</u>
92,86,84,484	28,93,58,364	3,98,83,32,355
<u>12,74,22,34,223</u>	<u>12,90,54,13,433</u>	<u>10,52,80,49,847</u>
3,31,45,09,263	43,90,45,383	4,56,02,08,949
...	...	9,680
55,68,673	45,18,692	1,57,85,584
<u>3,32,00,77,936</u>	<u>44,35,64,075</u>	<u>4,57,60,04,213</u>
...	...	1,511
...	...	1,511
<u>3,32,00,77,936</u>	<u>44,35,64,075</u>	<u>4,57,60,05,724</u>

STATEMENT
DETAILED STATEMENT OF DEBT AND OTHER

<i>Description of Debt</i> (1)	<i>Balance as on 1st April 1999</i> (2) Rs.
I. SMALL SAVINGS, PROVIDENT FUNDS ETC. - Concl'd.	
(c) Other Accounts	
8011 Insurance and Pension Funds	
107 State Government Employees Group Insurance Scheme	9,70,83,227
Total : 8011. Insurance and Pension Funds	9,70,83,227
Total : I. SMALL SAVINGS, PROVIDENT FUNDS ETC.	1,79,65,75,090
 K. DEPOSITS AND ADVANCES	
(a) Deposits Bearing Interest	
8336 Civil Deposits	
800 Other Deposits	2,35,79,948
Total : 8336 Civil Deposits	2,35,79,948
8338 Deposits of Local Fund	
103 Deposits of Housing Board	...
Total : (a) Deposit Bearing Interest	...
Total : K. DEPOSITS AND ADVANCES	2,35,79,948
 GRAND TOTAL :	 12,51,13,84,095

NO. 16 -Contd.

INTEREST BEARING OBLIGATIONS OF GOVERNMENT

<i>Additions during the year</i>	<i>Discharges during the year</i>	<i>Balance as on 31st March 2000</i>
(3)	(4)	(5)
Rs.	Rs.	Rs.
2,04,12,966	1,67,24,091	10,07,72,102
<u>2,04,12,966</u>	<u>1,67,24,091</u>	<u>10,07,72,102</u>
3,34,04,90,902	46,02,88,166	4,67,67,77,826
...	...	2,35,79,948
<u>...</u>	<u>...</u>	<u>2,35,79,948</u>
...	9,606	9,606
...	9,606	2,35,70,342
...	9,606	2,35,70,342
<u>16,08,27,25,125</u>	<u>13,36,57,11,205</u>	<u>15,22,83,98,015</u>

**ANNEXURE TO STATE
DETAILED STATEMENT OF DEBT AND OTHER**

<i>Description of Debt</i>	<i>When raised</i>	<i>Balance as on 1st April 1999</i>
(1)	(2)	(3)
E. PUBLIC DEBT		
6003 Internal Debt of the State Government		
101 Market Loans		
(a) Market Loans bearing interest		
(i) 8.75 % Manipur State Development Loan 2000	1983-84	3,90,00,000
(ii) 9 % Manipur State Development Loan 1999	1984-85	9,09,20,000
(iii) 9.75 % Manipur State Development Loan 1998	1985-86	11,70,000
(iv) 11 % Manipur State Development Loan 2001	1986-87	7,42,50,000
(v) 11 % Manipur State Development Loan 2002	1987-88	7,97,50,000
(vi) 11.5 % Manipur State Development Loan 2008	1988-89	9,77,00,000
(vii) 11.5 % Manipur State Development Loan 2009	1989-90	11,43,00,000
(viii) 11.5 % Manipur State Development Loan 2010	1990-91	11,03,00,000
(ix) 11.5 % Manipur State Development Loan 2011	1991-92	4,54,00,000
(x) 12 % Manipur State Development Loan 2011	1991-92	7,59,00,000
(xi) 13 % Manipur State Development Loan 2007	1992-93	14,52,40,000
(xii) 13.5 % Manipur State Development Loan 2003	1993-94	15,05,02,000
(xiii) 12.15 % Manipur State Development Loan 2004	1994-95	14,00,00,000
(xiv) 14 % Manipur State Development Loan 2005	1995-96	16,00,00,000
(xv) 13.75 % Manipur State Development Loan 2007	1997-98	1,60,00,000
(xvi) 13.85 % Manipur State Development Loan 2006	1997-98	16,00,00,000
(xvii) 13.05 % Manipur State Development Loan 2007	1998-99	22,66,00,000
Xviii 12.15 % Manipur State Development Loan 2008	1998-99	20,00,00,000
(xix) 12.5 % Manipur State Development Loan 2008	1998-99	9,28,00,000
(xx) 11.85 % Manipur State Development Loan 2009	1999-2000	...
(xxi) 12.25 % Manipur State Development Loan 2009	1999-2000	...
<i>Total : Market Loans bearing interest</i>		<u>2,01,98,32,000</u>
(b) Market Loans not bearing interest		
(i) Manipur State Development Loan		1,08,653
(ii) 7.5 % Manipur State Development Loan 1998	1982-83	3,00,000
<i>Total : Market Loans not bearing interest</i>		<u>4,08,653</u>
Total : 101		<u>2,02,02,40,653</u>

MENT NO. 16 -Contd.**INTEREST BEARING OBLIGATIONS OF GOVERNMENT**

<i>Additions during the year</i>	<i>Discharges during the year</i>	<i>Balance as on 31st March</i>
(4)	(5)	2000
Rs.	Rs.	Rs.
...	...	3,90,00,000
...	9,09,20,000	...
...	...	11,70,000
...	...	7,42,50,000
...	...	7,97,50,000
...	...	9,77,00,000
...	...	11,43,00,000
...	...	11,03,00,000
...	...	4,54,00,000
...	...	7,59,00,000
...	...	14,52,40,000
...	...	15,05,02,000
...	...	14,00,00,000
...	...	16,00,00,000
...	...	1,60,00,000
...	...	16,00,00,000
...	...	22,66,00,000
...	...	20,00,00,000
...	...	9,28,00,000
9,75,00,000	...	9,75,00,000
20,64,00,000	...	20,64,00,000
<u>30,39,00,000</u>	<u>9,09,20,000</u>	<u>2,23,28,12,000</u>
...	...	1,08,653
...	...	3,00,000
<u>...</u>	<u>...</u>	<u>4,08,653</u>
<u>30,39,00,000</u>	<u>9,09,20,000</u>	<u>2,23,32,20,653</u>

**ANNEXURE TO STATE
DETAILED STATEMENT OF DEBT AND OTHER**

<i>Description of Debt</i>	<i>When raised</i>	<i>Balance as on 1st April 1999</i>
(1)	(2)	(3)
E. PUBLIC DEBT -Contd.		
6003 Internal Debt of the State Government -Concl.		
103 Loans from Life Insurance Corporation of India	1974-99	9,30,61,100
105 Loans from National Bank for Agricultural and Rural Development	1976-99	1,35,59,150
107 Loans from State Bank of India		10,94,400
108 Loans from the National Co-operative Development Corporation	1973-99	13,95,48,592
109 Loans from other Institutions Loans from the Rural Electrification Corporation	1979-99	95,91,46,466
110 Ways and Means Advances from the Reserve Bank of India		4,10,93,16,268
800 Other Loans		62,56,193
Total : 6003 - Internal Debt of the State Government		7,34,22,22,822
6004 Loans and advances from the Central Government		
<i>01 Non Plan Loans</i>		
102 Share of Small Savings Collection	1984-85	22,00,000
	1985-86	37,20,000
	1986-87	62,40,000
	1987-88	67,20,000
	1988-89	1,49,25,000
	1989-90	13,44,00,000
	1990-91	5,77,38,750
	1991-92	2,16,00,000
	1992-93	2,52,70,000
	1993-94	3,65,00,000
	1994-95	4,95,00,000
	1995-96	1,44,00,000
	1996-97	11,13,00,000
	1997-98	12,60,00,000
	1998-99	13,79,00,000
	1999-2000	...
Total : 102		74,84,13,750

MENT NO. 16 -Contd.**INTEREST BEARING OBLIGATIONS OF GOVERNMENT**

<i>Additions during the year</i>	<i>Discharges during the year</i>	<i>Balance as on 31st March 2000</i>
(4)	(5)	(6)
Rs.	Rs.	Rs.
...	44,68,934	8,85,92,166
...	...	1,35,59,150
...	...	10,94,400
6,73,21,900	...	20,68,70,492
13,10,06,976	15,05,36,841	93,96,16,601
11,31,13,20,863	12,37,01,29,294	3,05,05,07,837
...	...	62,56,193
<u>11,81,35,49,739</u>	<u>12,61,60,55,069</u>	<u>6,53,97,17,492</u>
...	2,00,000	20,00,000
...	3,10,000	34,10,000
...	4,80,000	57,60,000
...	4,80,000	62,40,000
...	9,95,000	1,39,30,000
...	84,00,000	12,60,00,000
...	33,15,000	5,44,23,750
...	12,00,000	2,04,00,000
...	13,30,000	2,39,40,000
...	18,25,000	3,46,75,000
...	...	4,95,00,000
...	...	1,44,00,000
...	...	11,13,00,000
...	...	12,60,00,000
...	1,87,00,000	11,92,00,000
17,99,29,734	...	17,99,29,734
<u>17,99,29,734</u>	<u>3,72,35,000</u>	<u>89,11,08,484</u>

**ANNEXURE TO STATE
DETAILED STATEMENT OF DEBT AND OTHER**

<i>Description of Debt</i>	<i>When raised</i>	<i>Balance as on 1st April 1999</i>
(1)	(2)	(3)
E. PUBLIC DEBT -Contd.		
6004 Loans & Advances from the Central Government -Contd.		
<i>01 Non-Plan Loans -Contd.</i>		
201 House Building Advances	1989-90	1,49,100
	1990-91	2,69,178
	1991-92	5,22,683
	1992-93	3,00,000
	1993-94	6,72,600
	1994-95	3,99,600
	1995-96	9,09,370
	1996-97	14,39,280
	1997-98	10,36,280
	1998-99	4,37,000
Total : 201		61,34,937
115 Modernisation of Police Force	1984-85	1,66,320
	1985-86	2,41,920
	1986-87	2,53,240
	1987-88	2,82,240
	1988-89	3,02,400
	1989-90	3,22,560
	1990-91	2,72,000
	1991-92	8,31,240
	1992-93	6,57,970
	1993-94	13,85,200
	1994-95	29,08,920
	1995-96	15,23,720
	1996-97	81,24,980
	1997-98	1,04,31,120
	1998-99	1,17,31,500
Total : 115	1999-2000	...
"A" Police -104 Special Force	1993-94	16,20,000
	1995-96	60,00,000
	1996-97	1,30,00,000
	1997-98	1,05,50,000
	1998-99	2,00,00,000
		5,11,70,000

^{"A"} Separated from Minor Head 115 Modernisation of Police Force

MENT NO. 16 -Contd.

INTEREST BEARING OBLIGATIONS OF GOVERNMENT

Additions during the year *Discharges during the year* *Balance as on 31st March*
2000

(4) Rs.	(5) Rs.	(6) Rs.
...	1,49,101	...
...	1,34,591	1,34,587
...	1,74,229	3,48,454
...	75,000	2,25,000
...	1,34,520	5,38,080
...	66,600	3,33,000
...	1,29,910	7,79,460
...	1,79,910	12,59,370
...	1,15,125	9,21,000
...	43,700	3,93,300
...	<u>12,02,686</u>	<u>49,32,251</u>
...	.15,120	1,51,200
...	20,160	2,21,760
...	19,480	2,33,760
...	20,160	2,62,080
...	20,160	2,82,240
...	20,160	3,02,400
...	16,000	2,56,000
...	46,180	7,85,060
...	34,630	6,23,340
...	69,260	13,15,940
...	1,38,520	27,70,400
...	69,260	14,54,460
...	3,53,260	77,71,720
...	4,34,630	99,96,490
...	4,69,260	1,12,62,240
8,65,750	...	8,65,750
<u>8,65,750</u>	<u>17,46,240</u>	<u>3,85,54,840</u>
...	...	16,20,000
...	20,00,000	40,00,000
...	67,89,000	62,11,000
...	34,50,000	71,00,000
...	40,00,000	1,60,00,000
...	<u>1,62,39,000</u>	<u>3,49,31,000</u>

**ANNEXURE TO STATE
DETAILED STATEMENT OF DEBT AND OTHER**

<i>Description of Debt</i>	<i>When raised</i>	<i>Balance as on 1st April 1999</i>
(1)	(2)	(3)
E. PUBLIC DEBT -Contd.		
6004 Loans and Advances from the Central Government -Contd.		
01 Non-Plan Loans -Concl'd.		
Education - National Loan Scholarship Schemes	1984-85	74,660
	1985-86	22,000
	1986-87	35,320
Total :		1,31,980
Total : 01		84,52,85,997
6004 Loans & advances from the Central Government -Contd.		
02 Loans for State/ Union Territory Plan Schemes		
101 Block Loans	1989-89	2,65,73,171
	1990-91	5,69,59,699
	1991-92	7,84,41,705
	1992-93	7,81,57,772
	1993-94	14,38,42,210
	1994-95	14,68,36,260
	1995-96	17,40,56,880
	1996-97	22,43,15,500
	1997-98	52,03,02,900
	1998-99	44,07,84,000
	1999-2000	...
Total : 101		1,89,02,70,097
104 1984-89 State Plan Loans Consolidated in terms of recommendations of the 9 th Finance Commission	1990-91	15,04,61,503
Total : 02		2,04,07,31,600
03 Loans for Central Plan Schemes		
Rehabilitation - Rehabilitation of Repatriates from Burma	1985-86	15,642
	1986-87	67,200
Total :		82,842
Dry Land Development	1985-86	1,37,868
	1986-87	3,09,096
	1987-88	58,400
Total :		5,05,364

MENT NO. 16 -Contd.

INTEREST BEARING OBLIGATIONS OF GOVERNMENT

Additions during the year

Discharges during the year

Balance as on 31st March
2000

(4) Rs.	(5) Rs.	(6) Rs.
...	...	74,660
...	...	22,000
...	...	35,320
		<u>1,31,980</u>
<u>18,07,95,484</u>	<u>5,64,22,926</u>	<u>96,96,58,555</u>
...	26,98,867	2,38,74,304
...	47,46,642	5,22,13,057
...	62,70,775	7,21,70,930
...	57,87,833	7,23,69,939
...	41,09,778	13,97,32,432
...	40,78,785	14,27,57,475
...	47,04,240	16,93,52,640
...	63,37,250	21,79,78,250
...	1,33,41,100	50,69,61,800
...	1,10,19,600	42,97,64,400
68,16,29,000	9,20,37,786	58,95,91,214
<u>68,16,29,000</u>	<u>15,51,32,656</u>	<u>2,41,67,66,441</u>
...	2,52,72,000	12,51,89,503
<u>68,16,29,000</u>	<u>18,04,04,656</u>	<u>2,54,19,55,944</u>
...	...	15,642
...	...	67,200
...	...	<u>82,842</u>
...	20,533	1,17,335
...	23,067	2,86,029
...	14,600	43,800
...	<u>58,200</u>	<u>4,47,164</u>

**ANNEXURE TO STATE
DETAILED STATEMENT OF DEBT AND OTHER**

<i>Description of Debt</i>	<i>When raised</i>	<i>Balance as on 1st April 1999</i>	
(1)	(2)	(3)	
E. PUBLIC DEBT -Contd.			
6004 Loans & advances from the Central Government -Contd.			
<i>03 Loans for Central Plan Schemes -Concltd.</i>			
	Other Rural Development Programmes (CAD)	1984-85	15,536
	Soil and Water Conservation -		
102	Soil Conservation	1987-88	40,837
		1988-89	32,330
		1989-90	54,752
		1990-91	93,336
		1991-92	80,000
		1992-93	1,86,597
		1993-94	1,08,335
		1994-95	2,93,225
		1997-98	3,36,375
		1998-99	...
	Total :		12,25,787
	Village & Small Industries		
102	Small Scale Industries	1991-92	4,27,518
800	Other Loans		
	Loan Assistance under Accelerated Irrigation Benefits Programme - Khuga Multipurpose Project	1998-99	4,08,50,000
	Total : 03		4,31,07,047
<i>04 Loans for Centrally Sponsored Plan Schemes</i>			
	Integrated Development of Small & Medium Towns	1985-86	7,20,000
		1986-87	5,85,000
		1987-88	32,90,000
		1990-91	45,27,800
		1991-92	13,50,000
		1992-93	97,92,600
		1995-96	6,00,000
		1996-97	36,50,000
		1997-98	11,00,000
		1998-99	10,50,000
		1999-2000	...
	Total :		2,66,65,400

MENT NO. 16 -Contd.

INTEREST BEARING OBLIGATIONS OF GOVERNMENT

<i>Additions during the year</i>	<i>Discharges during the year</i>	<i>Balance as on 31st March 2000</i>
(4) Rs.	(5) Rs.	(6) Rs.
...	15,536	...
...	10,208	30,629
...	6,467	25,863
...	12,800	41,952
...	13,333	80,003
...	10,000	70,000
...	20,734	1,65,863
...	10,833	97,502
...	7,925	2,85,300
...	11,316	3,25,059
...
...	<u>1,03,616</u>	<u>11,22,171</u>
...	...	4,27,518
...	10,75,000	3,97,75,000
...	<u>12,52,352</u>	<u>4,18,54,695</u>
...	60,000	6,60,000
...	45,000	5,40,000
...	2,35,000	30,55,000
...	2,72,100	42,55,700
...	75,000	12,75,000
...	5,15,400	92,77,200
...	...	6,00,000
...	...	36,50,000
...	...	11,00,000
...	...	10,50,000
24,90,000	...	24,90,000
<u>24,90,000</u>	<u>12,02,500</u>	<u>2,79,52,900</u>

**ANNEXURE TO STATE
DETAILED STATEMENT OF DEBT AND OTHER**

Description of Debt	When raised	Balance as on 1 st April 1999
(1)	(2)	(3)
<i>E. PUBLIC DEBT -Contd.</i>		
6004 Loans & advances from the Central Government -Contd.		
<i>04 Loans for Central Plan Schemes -Contd.</i>		
	1984-85	7,04,000
107	1984-85	91,668
	1985-86	85,240
	1989-90	10,000
	1991-92	5,00,000
	1992-93	2,50,000
	1998-99	6,50,000
	1999-2000	...
Total :		15,86,908
<i>Civil Supplies</i>		
196	1986-87	4,53,076
	1989-90	23,007
	1990-91	56,074
	1993-94	...
	1994-95	7,60,000
	1995-96	47,44,895
Total :		60,37,052
<i>Transmission and Distribution -</i>		
<i>Inter State Transmission Lines</i>		
	1985-86	21,14,881
<i>Village and Small Industries -</i>		
102	1987-88	58,337
	1988-89	1,00,000
	1989-90	3,25,003
	1990-91	1,33,336
	1991-92	35,643
	1992-93	68,498
Total :		7,20,817
113	1995-96	95,000
Total :		95,000

MENT NO. 16 -Contd.**INTEREST BEARING OBLIGATIONS OF GOVERNMENT**

<i>Additions during the year</i>	<i>Discharges during the year</i>	<i>Balance as on 31st March 2000</i>
(4) Rs.	(5) Rs.	(6) Rs.
...	64,000	6,40,000
...	8,333	83,335
...	8,333	76,907
...	7,381	2,619
...	1,10,714	3,89,286
...	73,810	1,76,190
...	...	6,50,000
61,20,000	...	61,20,000
<u>61,20,000</u>	<u>2,08,571</u>	<u>74,98,337</u>
...	1,62,400	2,90,676
...	4,257	18,750
...	11,074	45,000
...
...	7,60,000	...
...	19,85,554	27,59,341
<u>...</u>	<u>29,23,285</u>	<u>31,13,767</u>
...	1,76,240	19,38,641
...	58,333	4
...	50,000	50,000
...	1,08,333	2,16,670
...	66,666	66,670
...	11,416	24,227
...	66,667	1,831
<u>...</u>	<u>3,61,415</u>	<u>3,59,402</u>
...	2,500	92,500
<u>...</u>	<u>2,500</u>	<u>92,500</u>

**ANNEXURE TO STATE
DETAILED STATEMENT OF DEBT AND OTHER**

<i>Description of Debt</i>	<i>When raised</i>	<i>Balance as on 1st April 1999</i>
(1)	(2)	(3)
E. PUBLIC DEBT -Contd.		
6004 Loans & advances from the Central Government -Contd.		
<i>04 Loans for Central Plan Schemes -Concl'd.</i>		
103 Handloom Industries	1989-90	4,59,120
	1990-91	2,35,500
	1992-93	4,00,000
	1993-94	8,45,550
	1994-95	8,22,000
Total :		27,62,170
Forestry		
101 Forest Conservation, Development and Regeneration	1984-85	99,996
	1985-86	2,77,731
	1986-87	3,91,997
	1987-88	5,86,136
	1988-89	7,21,000
	1989-90	12,51,528
Total :		33,28,388
Roads and Bridges -		
Roads of Inter State or Economic Importance	1984-85	2,42,000
	1985-86	2,88,000
	1988-89	33,333
	1989-90	57,62,830
	1993-94	22,18,125
Total :		85,44,288
National Water Shed Development Project for rainfed Areas	1991-92	2,84,375
	1992-93	34,32,019
	1996-97	23,51,250
	1997-98	48,75,000
	1998-99	62,50,000
	1999-2000	...
Total :		1,71,92,644
Co-operation -		
105 Loans to Other Co-operatives	1991-92	3,54,941
	1992-93	3,21,427
	1995-96	57,37,458
Total :		64,13,826
Total : 04		7,61,65,374

MENT NO. 16 -Contd.

INTEREST BEARING OBLIGATIONS OF GOVERNMENT

(4) Rs.	(5) Rs.	(6) Rs.
<i>Additions during the year</i>	<i>Discharges during the year</i>	<i>Balance as on 31st March 2000</i>
...	1,58,400	3,00,720
...	9,250	2,26,250
...	...	4,00,000
...	3,69,110	4,76,440
...	1,37,000	6,85,000
...	<u>6,73,760</u>	<u>20,88,410</u>
...	99,996	...
...	1,38,867	1,38,864
...	1,30,667	2,61,330
...	1,46,533	4,39,603
...	1,44,200	5,76,800
...	2,03,667	10,47,861
...	<u>8,63,930</u>	<u>24,64,458</u>
...	22,000	2,20,000
...	24,000	2,64,000
...	6,667	26,666
...	3,56,000	54,06,830
...	63,375	21,54,750
...	<u>4,72,042</u>	<u>80,72,246</u>
...	21,875	2,62,500
...	99,948	33,32,071
...	61,875	22,89,375
...	1,56,250	47,18,750
...	1,25,000	61,25,000
75,00,000	...	75,00,000
<u>75,00,000</u>	<u>4,64,948</u>	<u>2,42,27,696</u>
...	1,27,203	2,27,738
...	73,810	2,47,617
...	4,68,571	52,68,887
...	6,69,584	57,44,242
<u>1,61,10,000</u>	<u>80,82,775</u>	<u>8,41,92,599</u>

**ANNEXURE TO STATE
DETAILED STATEMENT OF DEBT AND OTHER**

Description of Debt	When raised	Balance as on 1 st April 1999
(1)	(2)	(3) Rs.
E. PUBLIC DEBT -Contd.		
6004 Loans & advances from the Central Government -Contd.		
05 <i>Loans for Special Schemes</i>		
101 Schemes of North Eastern Council	1984-85	9,57,265
	1985-86	8,36,596
	1986-87	2,96,941
	1987-88	21,67,676
	1988-89	26,43,347
	1989-90	19,82,133
	1990-91	10,80,180
	1991-92	56,97,606
	1992-93	32,35,750
	1993-94	91,25,613
	1994-95	53,78,945
	1995-96	2,18,400
	1996-97	14,20,500
	1997-98	75,15,801
	1998-99	27,00,000
	1999-2000	...
Total : 05		4,52,56,753
06 <i>Ways and Means Advances</i>		
800 Other Ways and Means Advances	1991-92	51,00,000
	1999-2000	...
Total : 06		51,00,000
07 Pre 1984-85 Loans		
102 National Loan Scholarship Schemes	Pre 1974	2,29,822
	1974-78	1,86,600
	1979-80	85,000
	1981-82	50,000
	1982-83	30,000
Total :		5,81,572
105 Small Savings Loans		
	Pre 1979	17,46,000
	1979-80	2,10,000
	1980-81	5,95,000
	1981-82	3,60,000
	1982-83	4,05,000
	1983-84	8,00,000
Total :		41,16,000

MENT NO. 16 -Contd.

INTEREST BEARING OBLIGATIONS OF GOVERNMENT

(4) Rs.	(5) Rs.	(6) Rs.
<i>Additions during the year</i>	<i>Discharges during the year</i>	<i>Balance as on 31st March 2000</i>
...	82,067	8,75,198
...	3,34,667	5,01,929
...	97,866	1,99,075
...	5,38,532	16,29,144
...	2,63,067	23,80,280
...	5,40,867	14,41,266
...	2,09,267	8,70,913
...	7,12,199	49,85,407
...	3,68,464	28,67,286
...	6,09,484	85,16,129
...	1,58,225	52,20,720
...	53,200	1,65,200
...	79,750	13,40,750
...	3,64,500	71,51,301
...	67,500	26,32,500
1,50,000	...	1,50,000
<u>1,50,000</u>	<u>44,79,655</u>	<u>4,09,27,098</u>
...	...	51,00,000
5,00,00,000	2,00,00,000	3,00,00,000
<u>5,00,00,000</u>	<u>2,00,00,000</u>	<u>3,51,00,000</u>
...	...	2,29,822
...	...	1,86,600
...	...	85,000
...	...	50,000
...	...	30,150
<u>...</u>	<u>...</u>	<u>5,81,572</u>
...	2,91,000	14,55,000
...	35,000	1,75,000
...	85,000	5,10,000
...	45,000	3,15,000
...	45,000	3,60,000
...	80,000	7,20,000
<u>...</u>	<u>5,81,000</u>	<u>35,35,000</u>

**ANNEXURE TO STATE
DETAILED STATEMENT OF DEBT AND OTHER**

<i>Description of Debt</i>	<i>When raised</i>	<i>Balance as on 1st April 1999</i>
(1)	(2)	(3)
<i>E. PUBLIC DEBT -Concl'd</i>		
6004 Loans & advances from the Central Government -Concl'd		
107 Pre 1979-80 Consolidated Loans re-consolidated into 30 years	Pre 1979-83	11,84,94,406
108 Pre 1979-84 Consolidated Loans	1982-83	17,00,53,861
109 Rehabilitation of Gold Smiths	Pre 1974	1,13,625
Total : 07		29,33,59,464
Total : 6004 - Loans and Advances from the Central Government		3,34,90,06,235
TOTAL : E. PUBLIC DEBT		10,69,12,29,057

MENT NO. 16 -*Concl'd.***INTEREST BEARING OBLIGATIONS OF GOVERNMENT**

<i>Additions during the year</i>	<i>Discharges during the year</i>	<i>Balance as on 31st March 2000</i>
(4) Rs.	(5) Rs.	(6) Rs.
...	75,51,000	11,09,43,406
...	1,05,84,000	15,94,69,861
...	...	1,13,625
<hr/>	<hr/>	<hr/>
...	1,87,16,000	27,46,43,464
<hr/>	<hr/>	<hr/>
92,86,84,484	28,93,58,364	3,98,83,32,355
<hr/>	<hr/>	<hr/>
12,74,22,34,223	12,90,54,13,433	10,52,80,49,847
<hr/>	<hr/>	<hr/>

**STATEMENT
DETAILED STATEMENT OF LOANS AND**

<i>Heads of Account</i>	<i>Balance on 1st April 1999</i>	<i>Advanced during the year</i>
(1)	(2) <i>Rs.</i>	(3) <i>Rs.</i>
F. LOANS AND ADVANCES		
6202 Loans for Education, Sports, Art & Culture		
202 Secondary Education	4,93,270	...
600 General	5,79,920	...
Total : 6202	10,73,190	...
6215 Loans for Water Supply and Sanitation		
01 <i>Water Supply</i>		
101 Urban Water Supply Programmes	5,67,90,972	...
Total : 6215	5,67,90,972	...
6216 Loans for Housing		
80 <i>General</i>		
800 Other Loans	19,80,77,372	...
Total : 6216	19,80,77,372	...
6217 Loans for Urban Development		
01 <i>State Capital Development</i>		
191 Loans to Local Bodies, Corporations etc.,	37,08,684	...
800 Other Loans	51,50,000	...
Total: 01. <i>State Capital Development</i>	88,58,684	...
03 <i>Integrated Development of Small and Medium Towns</i>		
800 Other Loans	10,000	...
Total : 6217	88,68,684	...

NO. 17
ADVANCES MADE BY GOVERNMENT

<i>Repaid during the year</i>	<i>Balance on 31st March 2000</i>	<i>Interest received and credited to revenue</i>
<i>(4)</i> <i>Rs.</i>	<i>(5)</i> <i>Rs.</i>	<i>(6)</i> <i>Rs.</i>
...	4,93,270	...
...	5,79,920	...
...	<u>10,73,190</u>	...
...	5,67,90,972	...
...	<u>5,67,90,972</u>	...
29,614	19,80,47,758	...
<u>29,614</u>	<u>19,80,47,758</u>	...
...	37,08,684	...
...	51,50,000	...
...	<u>88,58,684</u>	...
...	10,000	...
...	<u>88,68,684</u>	...

**STATEMENT
DETAILED STATEMENT OF LOANS AND**

<i>Heads of Account</i>	<i>Balance on 1st April 1999</i>	<i>Advanced during the year</i>
(1)	(2) Rs.	(3) Rs.
F. LOANS AND ADVANCES -Contd.		
6225 Loans for Welfare of Scheduled Caste, Scheduled Tribes and Other Backward Classes		
<i>03 Welfare of Backward Classes</i>		
800 Other Loans	2,39,573	...
Total : 6225	2,39,573	...
6235 Loans for Social Security and Welfare		
<i>01 Rehabilitation</i>		
140 Rehabilitation of Repatriates from other countries	6,33,974	...
200 Other Relief Measures	9,45,900	...
Total : 01 Rehabilitation	15,79,874	...
<i>02 Social Welfare</i>		
103 Women's Welfare	3,33,038	...
<i>60 Other Social Security and Welfare Programs</i>		
800 Other Loans	15,55,434	...
Total : 6235	34,68,346	...
6401 Loans for Crop Husbandry		
110 Scheme for Small & Marginal Farmers and Agricultural Labourers	1,07,018	...
119 Horticulture and Vegetable Crops	9,51,332	...
195 Loans to Farming Co-operatives	5,31,197	...
800 Other Loans	1,09,89,497	...
Total: 6401	1,25,79,044	...
6403 Loans for Animal Husbandry		
103 Poultry Development	50,000	...
Total : 6403	50,000	...

NO. 17 -Contd.

ADVANCES MADE BY GOVERNMENT

<i>Repaid during the year</i>	<i>Balance on 31st March 2000</i>	<i>Interest received and credited to revenue</i>
(4) Rs.	(5) Rs.	(6) Rs.
...	2,39,573	...
----- ...	----- 2,39,573	----- ...
...	6,33,974	...
...	9,45,900	...
----- ...	----- 15,79,874	----- ...
...	3,33,038	...
...	15,55,434	...
----- ...	----- 34,68,346	----- ...
...	1,07,018	...
...	9,51,332	...
...	5,31,197	...
...	1,09,89,497	...
----- ...	----- 1,25,79,044	----- ...
...	50,000	...
----- ...	----- 50,000	----- ...

**STATEMENT
DETAILED STATEMENT OF LOANS AND**

<i>Heads of Account</i>	<i>Balance on 1st April 1999</i>	<i>Advanced during the year</i>
(1)	(2) Rs.	(3) Rs.
F. LOANS AND ADVANCES -Contd.		
6405 Loans for Fisheries		
800 Other Loans	21,99,294	...
Total : 6405	21,99,294	...
6425 Loans for Co-operation		
106 Loans to Multipurpose Rural Co-operatives	3,10,83,379	...
107 Loans to Credit Co-operatives	2,35,91,986	1,74,00,000
108 Loans to Other Co-operatives	1,63,80,219	...
190 Loans to Public Sector & other undertakings	2,62,67,583	...
Total : 6425	9,73,23,167	1,74,00,000
6515 Loans for other Rural Development Programmes		
102 Community Development	77,507	...
Total : 6515	77,507	...
6851 Loans for Village and Small Industries		
102 Small Scale Industries	1,24,83,478	2,00,000
103 Handloom Industries	3,29,87,228	...
104 Handicrafts Industries	19,10,652	...
107 Sericulture Industries	9,725	...
200 Other Village Industries	1,30,96,303	...
Total: 6851	6,04,87,386	2,00,000
7610 Loans to Government Servants, etc.		
201 House Building Advances	3,30,67,070	69,23,898
202 Advances for purchase of Motor conveyance	1,37,83,420	14,93,550

NO. 17 -Contd.

ADVANCES MADE BY GOVERNMENT

<i>Repaid during the year</i>	<i>Balance on 31st March 2000</i>	<i>Interest received and credited to revenue</i>
(4) Rs.	(5) Rs.	(6) Rs.
39,260	21,60,034	...
<u>39,260</u>	<u>21,60,034</u>	<u>...</u>
...	3,10,83,379	...
1,73,981	4,08,18,005	...
...	1,63,80,219	4,81,142
...	2,62,67,583	46,87,000
<u>1,73,981</u>	<u>11,45,49,186</u>	<u>51,68,142</u>
...	77,507	...
<u>...</u>	<u>77,507</u>	<u>...</u>
41,805	1,26,41,673	...
...	3,29,87,228	...
...	19,10,652	...
...	9,725	...
...	1,30,96,303	...
<u>41,805</u>	<u>6,06,45,581</u>	<u>...</u>
34,04,981	3,65,85,987	2,38,407
18,80,062	1,33,96,908	8,85,360

**STATEMENT
DETAILED STATEMENT OF LOANS AND**

<i>Heads of Account</i>	<i>Balance on 1st April 1999</i>	<i>Advanced during the year</i>
(1)	(2) Rs.	(3) Rs.
F. LOANS AND ADVANCES -Concl'd.		
7610 Loans to Government Servants, etc. - Concl'd.		
203 Advances for purchases of other		
Conveyance	1,88,982	...
800 Other Advances	3,60,484	...
Total : 7610	4,73,99,956	84,17,448
7615 Miscellaneous Loans		
200 Miscellaneous Loans	8,46,461	...
Total : 7615	8,46,461	...
TOTAL : F. LOANS AND ADVANCES	48,94,80,952	2,60,17,448

NO. 17 -Concl'd.

ADVANCES MADE BY GOVERNMENT

<i>Repaid during the year</i>	<i>Balance on 31st March 2000</i>	<i>Interest received and credited to revenue</i>
(4) Rs.	(5) Rs.	(6) Rs.
...	1,88,982	...
13,740	3,46,744	...
<u>52,98,783</u>	<u>5,05,18,621</u>	<u>11,23,767</u>
...	8,46,461	...
<u>...</u>	<u>8,46,461</u>	<u>...</u>
<u>55,83,443</u>	<u>50,99,14,957</u>	<u>62,91,909</u>

The details of loans and advances during the year for plan purposes are given below:

Major and Minor Heads of Account	<i>Amount of Loan</i>	
	Plan	Centrally Sponsored Plan Schemes (including NEC, Central Plan and Sub- Plan Schemes)
(1)	(2) Rs.	(3) Rs.
6425 Loans for Co-operation		
106 Loans for Multipurpose Rural Co-operatives
107 Loans for Credit Co-operatives	1,74,00,000	...
108 Loans to Other Co-operatives
190 Loans to Public Sector and Other Undertakings
6851 Loans for Village and Small Industries		
102 Small Scale Industries	2,00,000	...
103 Handloom Industry
Total :	<u>1,76,00,000</u>	<u>...</u>

**STATEMENT
STATEMENT SHOWING DETAILS**

Name of the Reserve Fund or Deposit Account	Balance on	
	Cash	Investment
	(2) Rs.	(3) Rs.
J. RESERVE FUNDS		
<i>(b) Reserve Funds not bearing interest</i>		
8226 Depreciation/ Renewal Reserve Fund		
101 Depreciation Reserve Funds of Government Commercial Department/ Undertakings	23,98,000	...
Total : 8226	<u>23,98,000</u>	<u>...</u>
TOTAL : J. RESERVE FUNDS	<u>23,98,000</u>	<u>...</u>
K. DEPOSITS AND ADVANCES		
<i>(b) Deposits not bearing Interest</i>		
8449 Other Deposits		
120 Miscellaneous Deposits	94,55,24,308	...
Total : DEPOSITS AND ADVANCES	<u>94,55,24,308</u>	<u>...</u>
GRAND TOTAL :	<u>94,79,22,308</u>	<u>...</u>

NO. 18
OF EARMARKED BALANCES

1 st April, 1999	Balance as on 31 st March, 2000		
Total (4) Rs.	Cash (5) Rs.	Investment (6) Rs.	Total (7) Rs.
23,98,000	23,98,000	...	23,98,000
<u>23,98,000</u>	<u>23,98,000</u>	<u>...</u>	<u>23,98,000</u>
<u>23,98,000</u>	<u>23,98,000</u>	<u>...</u>	<u>23,98,000</u>
94,55,24,308	93,82,53,015	...	93,82,53,015
<u>94,55,24,308</u>	<u>93,82,53,015</u>	<u>...</u>	<u>93,82,53,015</u>
<u>94,79,22,308</u>	<u>94,06,51,015</u>	<u>...</u>	<u>94,06,51,015</u>

APPEN-
(Reference : Explanatory Note below)

**STATEMENT SHOWING INVESTMENT OF GOVERNMENT AS AT THE END
RECEIVED THEREFROM**

Type of Concerns	1997-98			
	Number of Concern	Investment at the end of the year	Dividend/ Interest received during the year	Number of Concerns
(1)	(2)	(3)	(4)	(5)
<i>(In lakh of Rupees)</i>				
1. Statutory Corporations	2	22,88.23	...	2
2. Government Companies	10	33,57.02	...	10
3. Co-operative Banks, Societies, etc.	3312	17,45.87	0.12	3312
Total :	3324	73,91.12	0.12	3324

DIX-I*Statement No. 2 at Page 22 to 24)***OF 1997-98, 1999-99 AND 1999-2000 AND THE DIVIDEND/ INTEREST DURING IN THOSE YEARS**

1998-99		Number of Concerns	1999-2000	
Investment at the end of the year (6)	Dividend/ Interest received during the year (7)		Investment at the end of the year (9)	Dividend/ Interest received during the year (10)
<i>(In lakhs of Rupees)</i>			<i>(In lakhs of Rupees)</i>	
24,35.23	...	2	25,55.23	...
37,92.31	0.06	10	42,70.77	...
18,38.36	5.46	3312	18,38.36	...
80,65.90	5.52	3324	86,64.36	...

**APPEN-
STATEMENT OF COMMITMENTS - LIST OF**

Rs. 25 lakhs and above			
<i>Sl.No.</i>	<i>Name of Project</i>	<i>Cost of Work & Sanction Order No. (Rs. In lakhs)</i>	<i>Date of Commenceme nt</i>
(1)	(2)	(3)	(4)
<i>BUILDING DIVISION NO. IV</i>			
1.	Construction of 2 (two) O.T. Unit on the 2 nd floor at J.N. Hospital, Porompat	Rs.28.00 26/48/96-W 20-03-97	Not yet
2.	Construction of 30 bedded C.H.C. building at Haoreibi Makha Leikai	Rs.63.76 26/116/95-W 30-03-96	03-02-97
<i>THOUBAL DIVISION</i>			
<i>OTHER DISTRICT ROADS (ROADS)</i>			
3.	Impt.of Ithai Barrage to Sugnu via Chairen Wangoo Tangjeng 10 Kms. (Sh:- E/W in banking, shingling & WBM)	Rs.29.97 W/BMS/310-86/TBL/23-16 01-03-97	18-03-97
<i>INTER VILLAGE ROADS (BRIDGES)</i>			
4.	Construction of RCC bridge over Ninghibikhong stream at Nungei Khunou (SH: Construction of 10m. span RCC bridge, widening of Nungei Khunou to Kadirpalli Road).	Rs. 29.25 W/BMS/310- 128/TBL/23-23 10-03-97	18-03-97
<i>STATE PROGRAMME</i>			
<i>STATE HIGHWAYS (BRIDGES)</i>			
5.	Re-construction of Bridge on Yairipok Ningel road between 4 - 6 km.	Rs.32.97 17/79/90-W 10-08-93	16-02-95
<i>BISHNUPUR DIVISION</i>			
<i>STATE HIGHWAYS (ROADS)</i>			
6.	Impt. Of T/Road from 11-42 (SH: Widening & strengthening 11-13 km. & 17-20 km.)	Rs.46.43 41/118/92-W 31-03-92	21-01-94
7.	Widening and strengthening from 41.75 to 50Km. on Imphal CCPur, Singhat, Behiang Road.	Rs.95.82 42/29/95-W 29-12-95	20-02-96

DIX-II
INCOMPLETE CAPITAL WORKS COSTING

As on 31-03-2000

<i>Target Date of Completion</i>	<i>Revised Cost (if any) (Rs. in Lakhs)</i>	<i>Expenditure up to 31-03-98 (Rs. In lakhs)</i>	<i>Remarks</i>
(5)	(6)	(7)	(8)
-	-	5.94*	Expenditure is for booking of materials
02-02-99	-	28.43*	Work in progress
17-03-99	-	10.44*	Work in progress
17-03-98	-	19.46*	Work in progress
15-08-97	-	32.15*	Work almost completed
20-01-95	-	29.32*	WBM, BT from 11 to 13Km. completed WBM 17-20 suspended
17-11-97	-	56.91*	Work in progress

* Information for 1999-2000 not received (September 2000)

**APPEN-
STATEMENT OF COMMITMENTS - LIST OF**

Rs. 25 lakhs and above			
<i>Sl.No.</i>	<i>Name of Project</i>	<i>Cost of Work & Sanction Order No. (Rs. In lakhs)</i>	<i>Date of Commenceme nt</i>
(1)	(2)	(3)	(4)
<i>MAJOR DISTRICT ROADS (ROADS)</i>			
8.	Impt. Of Bishnupur to M.I. Road from 59.11Km. (SH: E/W information banking and widening to MDR std. i/c. constn. of 6m. span RCC slap culvert at 4.30, 4.60, 4.90km. - 3 Nos.)	Rs.59.57 42/29/90-W 18-03-92	16-04-92
<i>MAJOR DISTRICT ROADS (BRIDGES)</i>			
9.	Impt. Of Kumbi bridge (SH: Re-habilitation of Kumbi bridge at 63.50 km. on Moirang Kumbi road)	Rs.32.49 7/12/95-W 29-12-95	13-01-96
<i>OTHER DISTRICT ROADS (ROADS)</i>			
10.	Impt. Of Sagang Sugnu road (SH: Constn. Of culverts, gravity wall)	Rs.34.96 42/63/91-W 29-03-93	13-04-92
<i>UKHRUL DIVISION</i>			
<i>STATE HIGHWAYS ROADS</i>			
11.	Impt. Of I.U. road 44.95 to 46.82 & 48-61.5 km., New Heaven to Lamlang Gate (a) Impt. Of I.U. road 14.795 - 46.812 km. (b) RCC ring culvert 14 Nos. (c) R/Wall at 51.10; 51.70, 52.40 & 53.60km.	Rs.36.25 42/158/92-W 31-03-93	19-10-93
12.	Chandrakhong Kasom Khullen 0-23 km. (SH: Geometric Impt. From 0-5km. & 15-20 km. and metalling & P/C from 0-15 km.) (a) For the portion 0-15 km. (b) For the portion 15- 23 km.	Rs. 138.68 42/75/92-W 31-03-93	24-07-93
<i>MAJOR DISTRICT ROADS</i>			
13.	Constn. Of M/T road 0-66km. (SH: Metalling & P.C. from 34 to 51km.) (a) For the portion 34.51 km. (b) (b) For the portion 44.51 km.	Rs.55.47 42/60/90-W 26-02-81	07-06-92

DIX-II
INCOMPLETE CAPITAL WORKS COSTING

As on 31-03-2000

<i>Target Date of Completion</i>	<i>Revised Cost (if any) (Rs. In Lakhs)</i>	<i>Expenditure up to 31-03-98 (Rs. In lakhs)</i>	<i>Remarks</i>
(5)	(6)	(7)	(8)
15-10-93	-	62.48*	E/W in completion stage
12-03-96	-	1.88*	Completed for extension of 30 ft. Rehabilitation work to be taken up.
09-06-93	-	34.54*	1) Shingling completed (2) 0-3.60km. of WBM & 0-3km. of BT completed.
31-11-95	-	29.38*	Expenditure as on 10/97
26-03-95	-	102.91*	E/W completed
24-05-91	-	64.37*	

* Information for 1999-2000 not received (September 2000)

**APPEN-
STATEMENT OF COMMITMENTS - LIST OF**

Rs. 25 lakhs and above			
<i>Sl.No.</i>	<i>Name of Project</i>	<i>Cost of Work & Sanction Order No. (Rs. In lakhs)</i>	<i>Date of Commenceme nt</i>
(1)	(2)	(3)	(4)
14.	Constn. Of M.T. road 0-15km. (SH: Metalling P.C. side drain i/c. RCC ring culvert & filling of pot holes with stone gravel)	Rs.43.70 42/24/91-W 28-01-92	14-04-92
15.	Impt. Of Chassad to Huimi road Kongkan Thana via Nambaila 0-34 km.	Rs.103.98 42/19/92-W 31-03-93	27-05-93
<i>UKHRUL DIVISION MAJOR DISTRICT ROADS</i>			
16.	Impt. Of Awangkasom Chingai road 0-14km. (SH: E/W in formation cutting and providing one layer of Metalling and p.c. from 7-14km.)	Rs.31.12 42/72/59-W 22-07-93	28-06-94
<i>INTER VILLAGE ROADS</i>			
17.	Leiting Hangkaw to Kamjong road 0-43 km. (SH: E/W in widening and C.P.)	Rs.29.96 W/BMS/310-23/UKL/43-23 11-03-97	24-03-97
18.	Leiting Hangkaw to Kamjong road 0-43 km. (SH: 20-43)	Rs. 29.99 W/BMS/310-23/UKL/43-21 11-03-97	10-04-97
19.	Leiting Hangkaw to Kamjong road 0-43 km. (SH: C/Work 0-20 km)	Rs.29.95 W/BMS/310-255/UKL/43-28 11-03-97	24-03-97
20.	Phungyar Ngapurum E/W in formation 0-25 km.	Rs. 29.96 W/BMS/310-197/UKL/43-11 01-03-97	20-07-97
21.	Nongpok Liekmei to BRTF 0-10.91 km. (SH: E/W in C/D.)	Rs.29.80 W/BMS/310-206/UKL/43-15 13-03-97	-----
22.	Chassad Kamjong to Maokot (SH: E/W in H/Cutting 20-51 km.)	Rs.29.99 W/BMS/310-206/UKL/43-12 25-02-97	06-06-97

DIX-II -Contd.**INCOMPLETE CAPITAL WORKS COSTING**

As on 31-03-2000

<i>Target Date of Completion</i>	<i>Revised Cost (if any) (Rs. In Lakhs)</i>	<i>Expenditure up to 31-03-98 (Rs. In lakhs)</i>	<i>Remarks</i>
(5)	(6)	(7)	(8)
14-04-93	-	46.59*	1. P.c. 7.50 completed 2. Side drain completed 3. Filling of pot holes completed
27-05-94	-	65.69*	Work in progress
28-06-96	-	13.14*	Work in progress. Expenditure as on 10/97
March 98	-	13.65*	Work in progress
March 98	-	20.49*	Work in progress
March 98	-	-	Work in progress
March 98	-	14.08*	Work in progress
March 98	-	5.52*	Work in progress
March 98	-	18.52*	Work in progress

* Information for 1999-2000 not received (September 2000)

**APPEN-
STATEMENT OF COMMITMENTS - LIST OF**

Rs. 25 lakhs and above			
<i>Sl.No.</i>	<i>Name of Project</i>	<i>Cost of Work & Sanction Order No. (Rs. In lakhs)</i>	<i>Date of Commenceme nt</i>
(1)	(2)	(3)	(4)
23.	Kamjong Phungyar road 0-33 km. (SH: E/W in formation cutting in 3.80-33.80 km.)	Rs.49.85 W/BMS/310-255/UKL/43-32 02-02-97	24-03-97
24.	T.M. Kasom to Tangkhul Hundung i/c. works (SH: Singling 0-10 km. culvert CD 6 nos. and slab culverts).	Rs.29.80 W/BMS/310-257/UKL/43-23 11-03-97	15-05-97
25.	Huining Phungyar Maram E/W in formation and C/D works.	Rs.29.94 W/BMS/310-224/UKL/43-19 12-03-97	March 97
26.	Siroi to Mapum village (SH: E/W in formation and C/T from 4 to 15 km.)	Rs.29.95 W/BMS/310-132/UKL/143-5 07-03-97	March 97
27.	Siroi Lamkhai to Khangkhui via Nungshang 0-25 km. (SH: E/W in formation cutting and C/D 0-12.5 km.)	Rs.29.94 W/BMS/310-155/UKL/43-72 25-02-97	March 97
28.	- do - (SH: E/W in formation and C/D from 12.5 to 25 km.)	Rs. 29.94 W/BMS/310-133/UKL/43-5 07-03-97	March 97
29.	C/D bridge over Thoubal River on Siroi Lamkhai to Nungshang 4 Nos. 6 m. span.	Rs.27.20 W/BMS/310-310/UKL/43-43 15-03-97	March 97
<i>UKHRUL DIVISION</i>			
<i>OTHER DISTRICT ROADS(BMS)</i>			
30.	Nungyar Khamasom Poi Chingai road 0-75 km. (SH: E/W in formation cutting 10-28 km.)	Rs.29.93 W/BMS/310-203/UKL/43-13 01-03-97	20-04-97
31.	C/D Nunghar Khamasom shingling and CP works	Rs.29.94 W/BMS/310-221/UKL/42-13 12-03-97	10-05-97
32.	Gamnuam to Chamu road 0-60km. (SH: in widening to ODR Std. 6.30 - 26km.)	Rs.29.66 W/BMS/310-34/UKL/43-3 12-03-97	10-05-97
33.	- do - - do - 26 - 44 km.	Rs.36.00 W/BMS/310-4/UKL/43 26-02-97	20-07-97

DIX-II -Contd.**INCOMPLETE CAPITAL WORKS COSTING**

As on 31-03-2000

<i>Target Date of Completion</i>	<i>Revised Cost (if any) (Rs. In Lakhs)</i>	<i>Expenditure up to 31-03-98 (Rs. In lakhs)</i>	<i>Remarks</i>
(5)	(6)	(7)	(8)
March 98	-	14.82*	Work in progress
15-05-98	-	3.05*	Shingling 4 km. & 3 culverts Nos. bad.
March 98	-	4.19*	Shingling is in progress
March 98	-	4.01*	Work in progress.
March 98	-	6.34*	Work in progress
March 98	-	3.43*	Work in progress
March 98	-	-	Work in progress
31-03-98	-	12.80*	Work in progress Expenditure as on 10/97
31-03-98	-	4.60*	Work in progress
20-07-97	-	14.02*	Work in progress
30-03-95	-	-	Work in progress

* Information for 1999-2000 not received (September 2000)

**APPEN-
STATEMENT OF COMMITMENTS - LIST OF**
Rs. 25 lakhs and above

<i>Sl.No.</i>	<i>Name of Project</i>	<i>Cost of Work & Sanction Order No. (Rs. In lakhs)</i>	<i>Date of Commencemen t</i>
(1)	(2)	(3)	(4)
34.	- do - - do - 44 - 60 km.	Rs.44.24 W/BMS/310-101/UKL/43-4 29-02-97	10-07-97
<i>BUILDING DIVISION - I</i>			
35.	Construction of compound wall and land Development for the new complex of High Court and Manipur State Legislative Assembly (SH: Land Development)	Rs.77.76	14-12-96
36.	Constn. Of storayed Agriculture Directorate Building at Sanjenthong	Rs.43.30 25/53/90-W 07-03-91	07-02-92
<i>ELECTRICAL DIVISION-III</i>			
37.	Providing IEI in the VIP Gallery for Main Stadium at Khuman Lampak	Rs.55.92 26/111/95-W 22-07-96	18-03-97
38.	Providing IEI in the Public Gallery for Main Stadium at Khuman Lampak	Rs. 32.34 26/110/95-W 19-07-96	18-03-97
<i>BUILDING DIVISION - III</i>			
i) Main Stadium		Rs.935.44	13-06-89
a) Constn. Of VIP Gallery		21/111/91-W 31-03-92	
b) Construction of General Gallery on Northern side		- do -	16-09-92
c) Construction of General Gallery on Eastern side		- do -	16-09-92
d) Construction of General Gallery on Southern side		- do -	05-07-97
(ii) Main Partition Walls			
a) Construction of Main partition wall to General Gallery on Northern side		Rs.127.99 26/91/95-W 30-03-96	24-07-96

DIX-II -Contd.**INCOMPLETE CAPITAL WORKS COSTING**

As on 31-03-2000

<i>Target Date of Completion</i>	<i>Revised Cost (if any) (Rs. In Lakhs)</i>	<i>Expenditure up to 31-03-98 (Rs. In lakhs)</i>	<i>Remarks</i>
(5)	(6)	(7)	(8)
31-03-95	-	-	Work in progress
14-06-97	-	2.30*	Not yet started the work due to dispute of land between Manipur Govt. & 30 th A.R.
06-02-97	-	44.31*	90% Completed
13-09-97	-	-	
13-09-97	-	-	
28-02-98	NG/B(1)/97-98-W 01-10-97 1,999.00	684.39*	Work in progress
28-02-98	- do -	183.93*	Work in progress
28-02-98	- do -	151.55*	Work in progress
28-02-98	- do -	236.99*	Work in progress
28-02-98	- do -	42.96*	Work in progress

* Information for 1999-2000 not received (September 2000)

**APPEN-
STATEMENT OF COMMITMENTS - LIST OF**

Rs. 25 lakhs and above

<i>Sl.No.</i>	<i>Name of Project</i>	<i>Cost of Work & Sanction Order No. (Rs. In lakhs)</i>	<i>Date of Commencement</i>
(1)	(2)	(3)	(4)
	b) Construction of Main partition wall to General Gallery on Eastern side	- do -	24-07-96
	c) Construction of Main partition wall to General Gallery on Southern side	- do -	03-06-97
	(iii) Constn. for 8 lane synthetic Track	Rs.273.30 26/89/95-W 21-03-96	10-07-97
	(iv) Constn. Of segregation fencing to the Main play field.	Rs.41.02 26/71/95-W 12-08-96	11-05-97
39.	Synthetic Hockey Field	Rs.355.00	01-08-97
	a) Constn. of Gallery for Astro-turf Hockey Field Gallery on Eastern & Southern side.	26/71/95-W 26-12-95	
	b) Constn. Of Gallery for Astro-turf Hockey Field Gallery on Eastern & Northern side of Astro-turf Hockey Field.	- do -	27-07-96
	ii) Constn. Of Hockey Field (SH: Sub-base constn. Of providing & installation of synthetic Astro-turf).	Rs. 241.63 26/12/95-W 10-10-95	06-12-95
	iii) Constn. Of segregation fencing to Hockey field.	RS.25.45 26/18/96-W 12-08-96	11-05-97
	iv) Constn. Of Practice Hockey Field	Rs.71.46 26/88/95-W 14-03-96	02-08-97
40.	Construction of Cycle Velodrome	Rs. 282.00 8/12/94-YAS/8 20-03-95	24-09-97
41.	Construction of Indoor Stadium	Rs.1044.00 26/119/95-W 30-08-96	14-09-96

DIX-II -Contd.**INCOMPLETE CAPITAL WORKS COSTING**

As on 31-03-2000

<i>Target Date of Completion</i>	<i>Revised Cost (if any) (Rs. In Lakhs)</i>	<i>Expenditure up to 31-03-98 (Rs. In lakhs)</i>	<i>Remarks</i>
(5)	(6)	(7)	(8)
28-02-98	- do -	33.06*	Work in progress
28-02-98	- do -	46.06*	Work in progress
28-02-98	- do -	0.27*	Work in progress
28-02-98	- do -	-	Work in progress
28-02-98	NG/3(2)/97-98-W 01-10-97 777.00	124.77	Work in progress
28-02-98	- do -	175.94	Work in progress
28-02-98	- do -	84.74	Work in progress
28-02-98	- do -	0.52	Work in progress
Completed	- do -	81.89*	Work in progress
31-03-98	NG/B(3)/97-98-W 01-10-97 675.00	210.37*	Work in progress
31-03-98	NG/B(4)/97-98-W 01-10-97 1,195.00	415.83*	Work in progress

* Information for 1999-2000 not received (September 2000)

**APPEN-
STATEMENT OF COMMITMENTS - LIST OF**
Rs. 25 lakhs and above

<i>Sl.No.</i>	<i>Name of Project</i>	<i>Cost of Work & Sanction Order No. (Rs. In lakhs)</i>	<i>Date of Commencement</i>
(1)	(2)	(3)	(4)
42.	Construction Of Swimming Pool and Diving Pool	Rs.635.00 26/05/96-W 09-08-96	14-09-96
43.	i)Constn. of Qtrs.,for Coaches & Managers	Rs.66.70 26/13/95-W 27-09-95	15-12-95
	a) Type-IV Qtrs. 4 Units (Double Storey)	- do -	18-12-95
	b) Type -III Qtrs. 4 units (Double Storey)	Rs.144.14 26/24/96-W 07-11-96	07-03-97
	ii) Constn. Of 100 bedded Hostel	Rs.144.00 26/7/96-W 12-08-96	08-06-97
	iii) Constn. Of 4 Nos. of Barrack (30 capacity) 4 Nos. of barrack (15 capacity 8 nos. of watch towers & 8 nos. of kitchens		
44.	i) Constn. Of Internal approach road	Rs.287.85 26/19/95-W 26-12-95	12-06-96
	ii) Constn. Of Type-III & IV Qtr.	- do -	15-04-96
45.	Constn. Of Drainage system for sports complex. (a) <i>Outer drain</i>	Rs.327.25 26/30/95-W 30-03-96	26-09-96
	i) Phase-I	- do -	26-09-96
	ii) Phase-II	- do -	26-09-97
	iii) Phase-III	- do -	26-09-97
	iv) Phase - IV	- do -	28-02-97
	b) <i>Inner drain</i> (I) Phase-I	- do -	28-02-97
	ii) Phase-II	- do -	28-02-97
	iii) Phase- III	- do -	28-02-97
46.	i) Constn. of compound fencing on Northern, Eastern, Southern side of Sports complex.	Rs.106.60 26/25/96-W 07-11-96	20-04-97

DIX-II -Contd.**INCOMPLETE CAPITAL WORKS COSTING**

As on 31-03-2000

<i>Target Date of Completion</i>	<i>Revised Cost (if any) (Rs. In Lakhs)</i>	<i>Expenditure up to 31-03-98 (Rs. In lakhs)</i>	<i>Remarks</i>
(5)	(6)	(7)	(8)
15-03-98	NG/B(5)/97-98-W 01-10-97 716.00	227.61*	Work in progress
Completed	NG/B(6)/97-98-W 01-10-97 383.92	69.41*	Work in progress
Completed	- do -	69.41*	Work in progress
31-03-98	- do -	78.39*	Work in progress
31-03-98	- do -	8.56*	Work in progress
31-03-98	...	177.29*	Work in progress
31-03-98	... NG/B(8)/97-98-W 01-10-97	5.49*	Work in progress
28-02-98	370.00	18.11	Work in progress
28-02-98	- do -	22.47*	Work in progress
28-02-98	- do -	31.42*	Work in progress
28-02-98	- do -	15.80*	Work in progress
26-02-98	- do -	6.79*	Work in progress
26-02-98	- do -	7.31*	Work in progress
26-02-98	- do -	6.06*	Work in progress
31-03-98	NG/B(9)/97-98-W 01-10-97 424.00	-	Work in progress

* Information for 1999-2000 not received (September 2000)

**APPEN-
STATEMENT OF COMMITMENTS - LIST OF**

Sl.No.	Name of Project	Rs. 25 lakhs and above	
		Cost of Work & Sanction Order No. (Rs. In lakhs)	Date of Commencement
(1)	(2)	(3)	(4)
47.	ii) Constn. of Parking & Land Development (a) Parking near type Qtrs.	Rs. 115.00 26/19/96-W 12-08-96	21-09-96
	b) Parking near Tinseed Road	- do -	21-09-96
	c) Parking near VIP Gallery	- do -	21-09-96
48.	Architectural Consultancy	Rs.136.86	12-07-96
	i) Constn. of 400m Running Track i/c. Provision of Cricket field.	26/1/96-W 30-05-96	
<i>CHANDEL DIVISION</i>			
<i>MAJOR DISTRICT ROADS</i>			
49.	Impt. Of Khunutabi to Machi Shangshak road	Rs.35.00 42/63/92-W 31-03-93	24-05-95
<i>C.C.PUR TIPAIMUKH DIVISION-II</i>			
<i>STATE HIGHWAYS</i>			
50.	Impt. Of Chura-Tipaimukh road 0- 261kms. (SH: Rehabilitation)	Rs.134.75 42/51/91-W 18-04-92	December 92
51.	Impt. Of Chura-Tipaimukh road 0- 261kms. (SH: Impt. Of left-out stretches)	Rs.146.08 42/68/92-W 31-03-93	October 93
52.	Impt. Of Chura-Tipaimukh road 0- 261kms. (SH: Strengthening of pavement in left out stretches)	Rs.120.00 42/46/95-W 20-12-95	March 96
53.	Impt. Of Chura-Tipaimukh road 0-261 kms. (SH: Constn. Of R/Wall and Impt. Of bad stretch in between 140-261kms)	Rs.40.89 42/58/96-W 19-03-97	-----
<i>TAMENGLONG DIVISION</i>			
<i>STATE HIGHWAYS (ROADS)</i>			
54.	Impt. Of I.T. Road (SH: Strengthening and P.C. 112-119 kms.)	Rs.32.97 42/54/87-W 14-03-89	23-05-89

DIX-II -Contd.
INCOMPLETE CAPITAL WORKS COSTING

As on 31-03-2000

<i>Target Date of Completion</i>	<i>Revised Cost (if any) (Rs. In Lakhs)</i>	<i>Expenditure up to 31-03-98 (Rs. In lakhs)</i>	<i>Remarks</i>
(5)	(6)	(7)	(8)
31-03-98	- do -	51.44*	Work in progress
31-03-98	- do -	4.35*	Work in progress
31-03-98	- do -	3.61*	Work in progress
31-12-97	- do -	143.22*	Work in progress
March 98	...	37.73*	Revised estimate submitted
March 98	...	43.69*	R.E. being submitted. The figure appearing in Col.7 is only for CTD-II.
March 98	-	48.69*	Revised estimate being submitted. The figure appearing in Col.7 is only for CTD-II.
December 98	-	108.79*	Revised estimate being submitted. The figure appearing in Col.7 is only for CTD-II.
September 98	-	-	
March 99	50.40	34.94*	Revised estimate being submitted.

* Information for 1999-2000 not received (September 2000)

**APPEN-
STATEMENT OF COMMITMENTS - LIST OF**

Sl.No.	Name of Project	Rs. 25 lakhs and above	
		Cost of Work & Sanction Order No. (Rs. In lakhs)	Date of Commencement
(1)	(2)	(3)	(4)
55.	Impt. Of I.T. Road (SH: Section-III 72 - 76 miles	Rs.62.65 42/2/79-W 24-03-82	04-03-98
56.	Impt. Of I.T. Road (SH: Constn. Of culvert and line drain 70-117 kms.)	Rs.33.84 42/106/92-W 27-07-92	15-03-96
57.	Impt. Of I.T. Road (SH: Strengthening from 51-20 to 64.50 and 67- 70kms.)	Rs. 48.04 42/80/95-W 27-12-95	14-03-96
58.	Impt. Of I.T. Road (SH: Strengthening from 78 - 84 kms. And 67 - 70 kms.)	Rs.34.29 42/59/96-W 19-03-97	26-11-97
59.	Impt. Of Tamenglong Khongsang road (SH: Rehabilitation of damaged stretches in left out portion)	Rs. 39.76 42/73/97 20-03-97	20-01-98
<i>TAMENGLONG DISTRICT OTHER DISTRICT ROADS (ROADS)</i>			
60.	Impt. Of Tamenglong Khunzao to Khong- zaron 0 - 10 kms (SH: Providing shingling and culverts)	Rs. 29.98 42/1/4/96-W 23-03-97	02-06-97
<i>INTER VILLAGE ROADS (ROADS) TAMEI CONSTITUENCY</i>			
61.	Impt. Of Tamei Kuilong road 0.20 kms. (SH: Constn. Of 900mm dia RCC pipe culverts 75 Nos. and constn. Of Semi pucca bridge 6m. span at 13.184 kms., 8.00 m span at 16.44 km).	Rs.35.83 41/192/94-W 31-03-95	06-03-96
<i>BRIDGES DIVISION STATE HIGHWAYS (BRIDGES)</i>			
62.	Re-constn. Of Yairipok Bridges	Rs.86.53 47/14/88-W 17-02-89	17-08-89
63.	Re-constn. Of Iribung Bridge	Rs.71.36 43/15/87-W 27-03-88	17-08-89

DIX-II -Contd.**INCOMPLETE CAPITAL WORKS COSTING**

As on 31-03-2000

<i>Target Date of Completion</i>	<i>Revised Cost (if any) (Rs. In Lakhs)</i>	<i>Expenditure up to 31-03-98 (Rs. In lakhs)</i>	<i>Remarks</i>
(5)	(6)	(7)	(8)
--	---	65.05*	Work to be closed
December 97	---	34.71*	Work in progress
December 97	---	40.10*	Work in progress
March 99	---	---	Work being awarded
---	---	0.16*	- do -
March 99	---	0.16*	Work in progress
December 97	23.39	--	Work in progress
December 98	-	24.97*	Tender for balance work under scrutiny
December 99	-	129.40*	- do -

* Information for 1999-2000 not received (September 2000)

**APPEN-
STATEMENT OF COMMITMENTS - LIST OF**

Sl.No.	Name of Project	Rs. 25 lakhs and above	
		Cost of Work & Sanction Order No. (Rs. In lakhs)	Date of Commencement
(1)	(2)	(3)	(4)
64.	Re-constn. of Hiyangthang bridge over Nambul river on I.M.I. road.	RS.133.15 17/52/90-W 06-03-91	---
<i>MAJOR DISTRICT ROADS (BRIDGES)</i>			
65.	Rehabilitation of Sekmai bridge	Rs.26.63 17/23/90-W 30-03-91	---
66.	O.D.R. (Bridges) Re-constn. Of Lamlong bridge (SH: Constn. Of Semi-permanent type Bailey Bridge 130 ft. S.S.Type on upstream side of the existing bridge)	Rs.73.57 7/36/95-W 27-03-96	11-07-97
<i>OTHER DISTRICT ROADS (BRIDGES)</i>			
67.	Re-constn.of Heirangoithong bridge opposite to T.S. Paul College	Rs.63.11 7/117/92-W 17-12-93	24-06-97
68.	Re-constn.of Kadirpalli bridge over Turel Ahanbi river (SH: Constn. Of semi-permanent type Bailey bridge 100 ft. DSR)	Rs.35.23 7/43/95-W 07-08-96	08-10-97
<i>INTER VILLAGE ROADS (BRIDGE)</i>			
69.	Re-construction of bridge over Heirok river at Chingdompok	Rs. 42.51 7/25/92-W 03-09-93	---
<i>IMPHAL EAST DIVISION STATE HIGHWAYS (RAODS)</i>			
70.	Impt. Of Imphal Pukhao road 0-7 km. (SH: Heikrumakhong 0-7 km. i/c. line drain for the portion 9-11 km.)	Rs. 34.79 42/109/92-W 31-03-93	16-10-97
71.	Improvement of widening of Shri Shri Govindajee	Rs.28.00 42/35/93-W 26-03-94	05-06-94
72.	Improvement of Checkon road (SH: Widening of 4 lane)	Rs.113.86 42/55/90-W 31-01-91	28-11-91

DIX-II -Contd.**INCOMPLETE CAPITAL WORKS COSTING**

As on 31-03-2000

<i>Target Date of Completion</i>	<i>Revised Cost (if any) (Rs. In Lakhs)</i>	<i>Expenditure up to 31-03-98 (Rs. In lakhs)</i>	<i>Remarks</i>
(5)	(6)	(7)	(8)
December 99	-	-	Tender under scrutiny.
September 99	-	0.05*	Tender to be accepted
November 98		61.53*	70% advance payment for Bailey bridge made E/S Bore pile work completed.
December 99	---	4.18*	Bore pile work in progress
December 99	---	1.31*	Work to be completed
December 99	---	---	Tender called
19-08-97	-	55.01*	R/E submitted. Works completed.
30-07-97	-	--	Work completed on 30-7-97
30-11-97	-	67.32*	

* Information for 1999-2000 not received (September 2000)

**APPEN-
STATEMENT OF COMMITMENTS - LIST OF**

<i>Sl.No.</i>	<i>Name of Project</i>	<i>Cost of Work & Sanction Order No. (Rs. In lakhs)</i>	<i>Date of Commencem ent</i>
<i>(1)</i>	<i>(2)</i>	<i>(3)</i>	<i>(4)</i>
<i>MAJOR DISTRICT ROADS (ROADS)</i>			
73.	Impt.of Andro road 6-18 kms.	Rs.48.70 42/59/90-W 18-02-91	26-02-92
<i>BRIDGE DIVISION (BMS)</i>			
74.	Constn. Of bridge on Heibongmakhong Lairensajik over Singda river.	Rs.39.51 W/BMS/310-275/IW/10-11 28-02-97	04-12-97
75.	Constn.of Bailey bridge over Nambul river at Taothong	Rs.29.97 W/BMS/310-271/IW/10-9 22-09-97	22-09-97
<i>HIGHWAYS SOUTH DIVISION STATE HIGHWAYS (RAODS)</i>			
76.	Widening of Imphal Mayang Imphal road to SDL from 4 kms. To 10 kms.	Rs.46.10 42/43/89-W 19-03-97	11-06-97
<i>MAJOR DISTRICT RAODS (ROADS)</i>			
77.	Impt. Of M.I. Bishnupur road 0-8.50 km. (SH: Widening of raising of road forma- tion from 4 to 8.50 kms. (M.I. side) Construction of Yangoi river and constn. Of 6m. span RCC culvert at 6.96 & 7.10 km. (Balance work)	Rs.92.40 42/105/89-W 30-03-90	07-02-94
<i>TASK FORCE DIVISION NO-I STATE HIGHWAYS (BRIDGE)</i>			
78.	Conts.of Bailey bridge over Agaki stream at Tamei-Katang	Rs.32.86 7/20/89-W 22-03-90	16-03-95
79.	Constn. Of suspension bridge over Barak river at Tamei-Katang road.	Rs. 83.43 42/119/88-W 10-10-89	19-04-95

DIX-II -Contd.**INCOMPLETE CAPITAL WORKS COSTING**

As on 31-03-2000

<i>Target Date of Completion</i>	<i>Revised Cost (if any) (Rs. In Lakhs)</i>	<i>Expenditure up to 31-03-98 (Rs. In lakhs)</i>	<i>Remarks</i>
(5)	(6)	(7)	(8)
March 98	-	57.49*	R/E submitted
September 98	-	0.052*	Work started
July 98	-	18.68*	One abutment nearing completion
10-06-98	-	-	Work in progress
06-08-94	-	86.27*	Work in progress
15-06-95	-	56.57*	90% completed, liability to be cleared.
18-04-95	-	103.43*	100% completed. Liability to be cleared.

* Information for 1999-2000 not received (September 2000)

**APPEN-
STATEMENT OF COMMITMENTS - LIST OF**

Rs. 25 lakhs and above			
<i>Sl.No.</i>	<i>Name of Project</i>	<i>Cost of Work & Sanction Order No. (Rs. In lakhs)</i>	<i>Date of Commencement</i>
(1)	(2)	(3)	(4)
<i>B.M.S. WORKS (O.D.R.)</i>			
80.	Constn. Of Tamei-Kuilong road (SH: E/W for the portion from 10 km. to 30 kms.)	Rs.27.34 W/BMS/310-189/TML/41-39 07-03-97	26-03-97
81.	Constn.of Tamei-Kuilong road (SH: E/W for the portion from 30 km. to 57 kms.)	Rs.39.79 W/BMS/310-45/TML/41-11 07-03-97	09-09-97
82.	Constn. Of Tamei-Kuilong road (SH: shingling in between 0-15km (SH: shingling from 0-70km to 15km. WBM from 0-70km to 3.50kms.)	Rs.48.70 42/59/90-W 18-02-91	26-02-92
<i>INTER VILLAGE ROADS</i>			
83.	Constn.of Khumphung to Lamta (SH: E/W in formation cutting from 0-20 kms.)	Rs.38.18 W/BMS/310-141/TML/41-22 07-03-97	26-11-97
84.	Constn.of Khumphung to Lamta (SH: E/W in formation cutting from 20 to 60 kms.)	Rs.47.23 W/BMS/310-158/UK/41-26 28-02-97	21-04-97
85.	Constn.of Haochong to Nurathel (SH: Formation cutting widening of narrow portion IVR Std./ 0-20 kms.)	Rs.38.18 EW/BMS/310-41/41-27 -----	26-03-97
<i>BUILDING DIVISION NO-II</i>			
86.	Constn.of Western & Eastern block of D.C's Departmental complex at Lamphelpat (SH: Constn.of 1 st floor)	Rs.59.76 26/36/96-W 28-02-97	01-03-97
87.	Constn.of Family Court and Counselling Centre at Lamphelpat (Phase-I)	Rs.43.02 26/45/95-W 27-12-95	09-02-96
88.	Constn.of Manipur House at Salt Lake, Calcutta.	Rs.518.28 26/29/95-W 29-12-95	----

DIX-II -Contd.**INCOMPLETE CAPITAL WORKS COSTING**

As on 31-03-2000

<i>Target Date of Completion</i>	<i>Revised Cost (if any). (Rs. In Lakhs)</i>	<i>Expenditure up to 31-03-98 (Rs. In lakhs)</i>	<i>Remarks</i>
(5)	(6)	(7)	(8)
25-04-98	-	--	Work in progress
08-10-98	-	-	Work in progress
20-04-98	-	6.60*	Work in progress
25-04-98	-	3.60*	Work in progress
20-05-98	-	-	Work in progress
25-04-98	-	-	Work in progress
15-08-97	-	41.55*	Work completed
15-08-97	--	41.58*	Work completed.
---	---	7.54*	Work in progress

* Information for 1999-2000 not received (September 2000)

**APPEN-
STATEMENT OF COMMITMENTS - LIST OF**

Sl.No	Name of Project	Rs. 25 lakhs and above	
		Cost of Work & Sanction Order No. (Rs. In lakhs)	Date of Commencement
(1)	(2)	(3)	(4)
BUILDING TASK FORCE			
89.	Beautification of Kangla Moat Phase-IV (SH: Providing Rip-Rap bank protection from PWD Main Gate to North A.O.C. Constn. Of RR steps & improvement of retaining wall at Western side.	Rs. 29.27 42/104/95-W 06-02-96	--
i)	- do - (SH: Providing Rip-Rap bank pro- tection from PWD Main Gate to North A.O.C.)	- do -	---
ii)	- do - (SH: Constn. Of RR masonry step with RCC ring)	- do -	---
iii)	- do - (SH: Constn. Of RR masonry step at Western & Eastern side 2 Nos.)	- do -	---
iv)	- do - (SH: Replacement of retaining wall at Western side)		
JIRIBAM DIVISION			
90.	Impt.of J.T. road 0-2 km (SH: Strengthening the pavement in the selected reaches 20-26 kms.)	Rs.25.83 42/37/92-W 31-03-93	---
91.	Constn. Of Bus Terminus at Jiribam	Rs.71.62 42/69/95-W 28-12-95	---
B.M.D.(ODR) BRIDGES			
92.	Constn. Of bridge over Lakhali river on Dibong Jirimukh road.	Rs.41.89 W/BMS/310-163/jiri/15-14 07-03-97	--
93.	Constn.of 2 Nos. Minor bridge over Darriadhar No.I & II	Rs.26.84 W/BMS/310-245/jiri/15-11 12-03-97	---
CHURACHANDPUR DIVISION STATE HIGHWAYS (ROADS)			
94.	Strengthening of Imphal CCPur Singhat road 50-63 kms. (SH: Widening and strengthening 2 lanes of stretches between 50 to 61.802 kms.)	Rs.116.93 42/4/94 02-09-94	11-03-95

DIX-II -Contd.**INCOMPLETE CAPITAL WORKS COSTING**

As on 31-03-2000

<i>Target Date of Completion</i>	<i>Revised Cost (if any) (Rs. In Lakhs)</i>	<i>Expenditure up to 31-03-98 (Rs. In lakhs)</i>	<i>Remarks</i>
(5)	(6)	(7)	(8)
-	-	17.76*	
--	-	16.05*	
--	-	57.73*	
--	-	31.89*	
--	-	19.40*	
--	--	123.54*	Work in progress

* Information for 1999-2000 not received (September 2000)

**APPEN-
STATEMENT OF COMMITMENTS - LIST OF**

Sl.No	Name of Project	Rs. 25 lakhs and above	
		Cost of Work & Sanction Order No. (Rs. In lakhs)	Date of Commencement
(1)	(2)	(3)	(4)
95.	Impt.of Singhat-Behiang road (SH: Constn.of culvert and metalling balance work)	Rs.128.11 42/154/91-W 31-03-92	06-09-96
96.	Impt.of T/Road (SH: Premix carpetting 43-44km, 45-55km, 57-59 kms.,60-34 km. 62-64 km to 72 km i/c side drain 59 - 63 km. <i>MAJOR DISTRICT ROADS</i>	Rs. 39.50 42/91/90-W 25-02-91	18-02-92
97.	Impt.of CCPur-sugnu road (SH: Strengthening & culverts 5-26kms.)	Rs.99.50 42/10/95-W 28-12-95	18-04-96
98.	Impt.of Chura-Sugnu road (SH: Constn. Of 1m. span slab culvert 16 Nos. & raising of low laying areas 1.4km. ring culverts and line drain 4.95 km. <i>OTHER DISTRICT ROADS</i>	Rs.48.02 42/163/130/90-W 23-03-91	20-07-93
99.	Impt.of Khuga ring road 0-11km. (SH: Shingling & P.C. i/c constn. Of ring culvert) <i>4210-C.O. ON MEDICAL (PLAN)</i>	Rs.28.66 42/158/91-W 31-03-92	06-11-93
100.	Constn.of ANM Training School and Hostel (60 capacity at Chura-Chandpur) <i>4851-C.O. ON VILLAGE & SMALL INDUSTRY (PLAN)</i>	Rs.27.36 24/52/96-W 27-03-87	29-04-95
101.	Constn.of Type-II Qtr.8 District 2 Nos. in each district (SH: Constn.of T/II-2 Nos. in Churachandpur) <i>IMPHAL WEST DIVISION STATE HIGHWAYS (PLAN)</i>	Rs.27.36 25/78/91-W 28-08-92	----
102.	Impt.of L/Pat from Watham Leirak to D.C. Office (SH: Raising of formation level)	Rs.28.98 42/37/92-W 26-02-92	04-07-92
103.	Impt.of I.K. road (SH: Strengthening the existing 2 to 8.00 km.)	Rs.45.02 42/82/94-W 26-02-92	15-06-92

DIX-II -Contd.**INCOMPLETE CAPITAL WORKS COSTING**

As on 31-03-2000

<i>Target Date of Completion</i>	<i>Revised Cost (if any) (Rs. In Lakhs)</i>	<i>Expenditure up to 31-03-98 (Rs. In lakhs)</i>	<i>Remarks</i>
(5)	(6)	(7)	(8)
---	---	131.19*	Work in progress
-	-	60.14*	Work closed liability cleared saving to be used. Impt.of existing bridge at 65.103km. 67.80kms.
--	--	68.25*	Work in progress
--	--	62.85*	Work completed. Liability to be cleared R/E yet to be submitted.
--	---	27.45*	Work in progress
--	50.39 26/102/95-W 30-03-96	53.72*	Work completed liability to be cleared.
--	--	0.006*	Work rescinded and balance work being taken up
--	--	37.86*	Work completed. R/E submitted.
--	-	42.15*	Liability to be cleared

* Information for 1999-2000 not received (September 2000)

**APPEN-
STATEMENT OF COMMITMENTS - LIST OF**

Sl.No	Name of Project	Rs. 25 lakhs and above	
		Cost of Work & Sanction Order No. (Rs. In lakhs)	Date of Commencement
(1)	(2)	(3)	(4)
104.	Urban Bye pass via Langol Housing Complex (SH: Surfacing of bad stretches)	Rs.29.75 42/76/92-W 31-03-93	14-07-93
105.	Impt.of T/Road 6.5km. to 8km. & 9.5 to 11km. (SH: Bituminous macadam).	Rs. 31.50 42/56/90-W 31-03-94	02-02-94
106.	Impt.of I.K. road 0-2km. (SH: Strengthening from 0-1km and providing median)	Rs.26.79 42/82/92-W 31-03-88	03-01-94
107.	Impt.of Nagamapal raod (SH: Strengthening)	Rs.36.02 42/10/93-W 28-02-94	03-03-94
108.	Impt.of Thangmeiband road (SH: Constn. Of service road, retaining wall, parapet wall etc. from Khuyathong junction to Lilashing-Khongnangkong)	Rs.30.97 42/78/95-W 11-06-96	02-01-96
109.	Impt.of D.I. road (SH: P.C. from Chingmeirong junciton to Singh & Co)	Rs.43.46 42/43/95-W 29-12-95	23-07-96
110.	Impt.of T/Road (SH: P/C from Raj Bhavan to Airport i/c widening from Keishampat to Kwakeithel and media)	Rs.41.75 42/85/95-W 28-12-95	28-04-96
111.	Impt.of T/Road (SH: P.C. from 9.5km. to 28km.) (SH: 9.5 - 11.00km).	Rs.58.49 42/74/95-W 29-12-95	07-02-96
112.	Impt.of IMI road 0-4.0km. (SH: Strengthening widening and P.C.)	Rs.36.04 SSW/AA/96-97/4820 19-02-97	--
<i>B.M.S. WORKS</i>			
113.	Constn.of Lamsang Khonghampat road (BMS)	Rs.30.00 W/BMS/310-146/IW/10-6 10-03-97	16-12-97
114.	Constn.of Heibongpokpi Khoiriphaba road (BMS)	Rs.29.95 W/BMS/310-148/IW/10-8 05-03-97	17-03-97

DIX-II -Contd.**INCOMPLETE CAPITAL WORKS COSTING**

As on 31-03-2000

<i>Target Date of Completion</i>	<i>Revised Cost (if any) (Rs. In Lakhs)</i>	<i>Expenditure up to 31-03-98 (Rs. In lakhs)</i>	<i>Remarks</i>
(5)	(6)	(7)	(8)
--	--	42.68*	Work completed & R/E required.
-	-	32.21*	In progress
--	37.06	38.95*	Work completed
--	--	35.31*	Extra widening to be taken up
--	---	29.95*	Liability to be cleared
--	---	30.12*	Renovation of mending in progress material of P/c. issued
--	45.92	6.86*	- do -
--	--	5.09*	Work being started
--	-	5.92*	Work in progress
--	--	5.07*	Work in progress

* Information for 1999-2000 not received (September 2000)

**APPEN-
STATEMENT OF COMMITMENTS - LIST OF**

Sl.No	Name of Project	Rs. 25 lakhs and above	
		Cost of Work & Sanction Order No. (Rs. In lakhs)	Date of Commencement
(1)	(2)	(3)	(4)
<i>BUILDING DIVISION NO-V</i>			
115.	Impt.of Khuman Palli road connecting Minuthong and Tinseed road.	Rs.61.84 42/2/96-W 30-06-96	----
116.	Impt.of Social Welfare road connecting Tinseed Road to Khuman Palli crossing 1.43kms.	Rs.77.93 42/1/96-W 29-06-96	---
117.	Impt.of Tinseed road from Chingmeirong Khongnang Karak to Khurai Traffic point 0-1.853km. (a) 0-0.976 km. (b) 0.976-1.853 km.	Rs. 79.26 42/04/96-W 26-07-96	---
118.	Impt.of Thangmeiband road from Khoyathong to Chingmeirong Khongnang Karak 0-1.627 km. (SH: Widening to 4 lane standard.)	Rs.40.13 43/3/96-W 26-06-96	---
119.	Re-constn.of Amujao bridge on Tinseed road.	Rs.41.95 7/1/96-W 26-07-96	---
120.	Impt.of Kombirei road 0-2.475 km (SH: E/W in formation, strengthening & constn. of carriageway i/c. filter out of layer & cross Drainage work)	Rs.96.83 42/113/96-W 29-03-97	----
121.	Impt.of Watham Leirak 0-1.791 km (SH: Strengthening i/c constn. of retaining wall, line drain and 1.00 meter span RCC culvert	Rs.35.25 42/114/96-W 29-03-97	----
122.	Impt.of Thangmeiband road 0-1.627 km.	Rs.102.52 42/110/96-W 29-03-97	---
123.	Strengthening of Chekon road (SH: RDS crossing to Minuthong	Rs.33.45 42/108/96-W 29-03-97	----

DIX-II - Contd.**INCOMPLETE CAPITAL WORKS COSTING**

As on 31-03-2000

<i>Target Date of Completion</i>	<i>Revised Cost (if any) (Rs. In Lakhs)</i>	<i>Expenditure up to 31-03-98 (Rs. in lakhs)</i>	<i>Remarks</i>
(5)	(6)	(7)	(8)
--	--	45.85*	
-	-	15.44*	
--	---	86.59*	
--	--	41.26*	
--	---	20.00*	
--	---	---	
--	---	---	
--	--	---	
--	-	---	

* Information for 1999-2000 not received (September 2000)

**APPEN-
STATEMENT OF COMMITMENTS - LIST OF**

Sl.No	Name of Project	Rs. 25 lakhs and above	
		Cost of Work & Sanction Order No. (Rs. In lakhs)	Date of Commencement
(1)	(2)	(3)	(4)
124.	Widening of Porompat road No. 1 (0-3.88 km) (SH: Strengthening and widening, constn. of traffic rotary and constn. of two meter span slab culvert)	Rs.59.18 42/112/96-W 29-03-97	--
125.	Widening Tinseed road 4 lane from Chingmeirong junction to Lamlong (SH: Constn.of Median, strengthening with WBM and premix carpet surface) <i>MAJOR ROAD: 5055-C.O. ON ROAD TRANSPORTS</i>	Rs.95.65 42/111/96-W 29-03-97	----
126.	Constn.of Bus Terminus at Dewlahland (SH: Impt.of Parking area, Bus Bay & line drain). <i>MAJOR HEAD: 4202-C.O. ON EDUCATION, SPORTS, ARTS & CULTURE (PLAN)</i>	Rs. 60.72 42/79/91-W 30-03-92	---
127.	Constn. of Mini Stadium at Hundung (Ukhrul) <i>MAJOR HEAD: 8443-DEPOSIT WORKS</i>	Rs.32.70 26/4/96-W 12-08-96	----
128.	Impt.of INA Memorial complex at Moirang (SH: Constn.of R/Wall)	Rs.29.19 1/29/79-S/SE 23-02-96	---
129.	Impt.of INA Memorial complex at Moirang (SH: Extension of stair case, toilet portion, top foyer, roof treatment i/c roofing, stage, plastic moulded seating arrangements.) <i>SENAPATI DIVISION STATE HIGHWAYS (ROADS)</i>	Rs.61.00 1/29/79-S/SE 14-03-96	---
130.	Impt.of Tadubi Tungjoy Laii Kharasom road 0-60km (SH: Providing WBM & PC 32-42 kms.)	Rs.31.78 42/38/89-W 27-03-89	15-05-89

DIX-II - Contd.**INCOMPLETE CAPITAL WORKS COSTING**

As on 31-03-2000

<i>Target Date of Completion</i>	<i>Revised Cost (if any) (Rs. In Lakhs)</i>	<i>Expenditure up to 31-03-98 (Rs. in lakhs)</i>	<i>Remarks</i>
(5)	(6)	(7)	(8)
--	--	---	
--	--	---	
---	---	17.29*	
---	---	6.66*	
---	---	35.98*	
---	---	--	
14-02-90	---	30.90*	Work closed

* Information for 1999-2000 not received (September 2000)

**APPEN-
STATEMENT OF COMMITMENTS - LIST OF**

Sl.No	Name of Project	Rs. 25 lakhs and above	
		Cost of Work & Sanction Order No. (Rs. In lakhs)	Date of Commencement
(1)	(2)	(3)	(4)
131.	Impt.of Tadubi Tungjoy Laii Kharasom road 0-60km (SH: WBM and PC 22-32 kms)	Rs.31.78 42/26/98-W 29-03-90	03-07-89
132.	Impt.of Ukhrul Tolloi Chingmeikhullen road 35-70 kms. (SH: Providing wearing coat & PC from 57-70 km)	Rs.33.15 42/12/98-W 10-10-89	14-03-91
133.	Impt.of Ukhrul Tolloi Chingmeikhullen road 35-70 kms. (SH: Constn. from 35-57 kms. I/c 2 Nos. of culverts i/c approach road for Ngari bridge)	Rs.55.80 42/63/95-W 26-12-95	11-02-96
<i>STATE HIGHWAYS (BRIDGES)</i>			
134.	Bailey bridge on Ukhrul Tolloi Chingmeikhullen road at 64.09 km (SH: Constn. of 7m span bridge on Vaori stream at 60.836 km)	Rs. 35.07 17/43/90-W 23-02-91	09-07-96
<i>MAJOR DISTRICT ROADS (ROADS)</i>			
135.	Impt.of Maram Purul 0-20 kms. (SH: E/W culverts and shingling)	Rs.94.08 42/3/96-W 09-03-96	20-12-96
<i>OTHER DISTRICT ROADS (BRIDGES)</i>			
136.	Constn.of B/bridge over Makhan river on Maram Purul road (SH: Constn. of abutment, wing wall and retaining wall)	Rs.29.94 7/8/92-W 23-03-93	03-04-96
<i>5055-ROAD TRANSPORT</i>			
137	Bus Terminus at Mao	Rs.34.27 42/97/95-W 03-03-96	11-02-96
<i>OTHER DISTRICT ROADS (ROADS) (BMS)</i>			
138.	Constn.of Phaibung Purul road (SH: E/W in formation cutting from Phaibung to Lakhamei 10km. and widening narrow portion upto Purul) (SH: E/Work)	Rs.29.78 W/BMS/310-252/SPT/57-32 11-03-97	24-03-97

DIX-II - Contd.**INCOMPLETE CAPITAL WORKS COSTING**

As on 31-03-2000

<i>Target Date of Completion</i>	<i>Revised Cost (if any) (Rs. In Lakhs)</i>	<i>Expenditure up to 31-03-98 (Rs. in lakhs)</i>	<i>Remarks</i>
(5)	(6)	(7)	(8)
02-03-90	---	30.98*	Work closed
13-04-97	--	32.76*	Under arbitration case
10-08-98	14.30	60.99*	Work in progress
01-09-98	6.00	39.48*	Work in progress
19-12-98	---	27.24*	Work in progress
02-07-98	---	15.34*	Work in progress
10-08-98	---	30.99*	Work in progress
31-08-98	-	5.98*	Work in progress

* Information for 1999-2000 not received (September 2000)

**APPEN-
STATEMENT OF COMMITMENTS - LIST OF**

Sl.No	Name of Project	Rs. 25 lakhs and above	
		Cost of Work & Sanction Order No. (Rs. In lakhs)	Date of Commencement
(1)	(2)	(3)	(4)
139.	Constn.of Phaibung Karong Purul road (SH: Cross Drainage work in 20-39 kms)	Rs.29.96 W/BMS/310-159/SPT/57-8 05-03-97	22-03-97
140.	Constn.of Phaibung Karong Purul road from Purul to Thingba (SH: Earth work and cross Drainage)	Rs.27.62 W/BMS/310-276/SPT/57-39 11-03-97	24-03-97
<i>INTER VILLAGE ROAD (ROADS) BMS</i>			
141.	I.T. road 8 th miles to Irang via Harup (SH: E/W and cross Drainage)	Rs.29.80 W/BMS/310-244/SPT/57-25 11-03-97	24-03-97
142.	Thonglan Akutpa to Lanchok (SH: E/W and culverts)	Rs.29.65 W/BMS/310-179/SPT/57-11 03-03-97	23-06-97
143.	Senapati Sorbung Kharasom Lakhemei road (SH: E/W from 0-20 kms.)	Rs. 30.00 W/BMS/310-272/SPT/57-36 11-03-97	22-03-97
144.	Senapati Sorbung Kharasom Lakhemei road (SH: E/W from 20- 40 kms)	Rs.30.00 W/BMS/310-277/SPT/57-40 11-03-97	31-05-97
145.	Kachai Thiwa Ngari via Ngari Lishang (SH: E/W and culverts)	Rs.30.00 W/BMS/310-188/SPT/57-12 05-03-97	12-04-97
146.	Senapati Oklong road (SH: cross Drainage and Minor bridge from 0-10 kms)	Rs.39.57 W/BMS/310-3/SPT/57-1 28-03-97	24-03-97
147.	Makhan Chawanmei Mao Pundung up to Tadubi (SH: Cross Drainage works)	Rs.29.74 W/BMS/310-239/SPT/57-20 11-03-97	24-03-97
148.	Makhan Chawanmei Mao Pundung up to Tadubi (SH: E/W in formation cutting)	Rs.25.00 W/BMS/310-129/SPT/57-6 11-03-97	24-03-97

DIX-II - Contd.**INCOMPLETE CAPITAL WORKS COSTING**

As on 31-03-2000

<i>Target Date of Completion</i>	<i>Revised Cost (if any) (Rs. In Lakhs)</i>	<i>Expenditure up to 31-03-98 (Rs. in lakhs)</i>	<i>Remarks</i>
(5)	(6)	(7)	(8)
31-08-98	-	-	Work in progress
31-08-98	---	6.53	Work in progress
31-08-98	---	--	Work in progress
31-08-98	--	--	Work in progress
31-08-98	--	6.00*	Work in progress
31-08-98	---	--	Work in progress
31-08-98	---	--	Work in progress
31-08-98	---	3.0*	Work in progress
31-08-98	---	--	Work in progress
31-08-98	---	3.45*	Work in progress

* Information for 1999-2000 not received (September 2000)

**APPEN-
STATEMENT OF COMMITMENTS - LIST OF**

Sl.No.	Name of Project	Rs. 25 lakhs and above	
		Cost of Work & Sanction Order No. (Rs. In lakhs)	Date of Commencement
(1)	(2)	(3)	(4)
149.	Senapati Thonglan (SH: E/W in left out portion & cross Drainage from Senapati to Thonglan from 0 - 15 km P-I)	Rs.29.98 W/BMS/310-250/SPT/57-30 11-03-97	25-03-97
150.	Mao Potato Farm to Dzuko Valley (SH: E/W in formation cutting from 0 - 20 km (0-19.40 km)	Rs.29.64 W/BMS/310-238/SPT/57-19 11-03-97	25-03-97
151.	- do - - do - (SH: E/W in formation cutting from 20 - 39 kms)	Rs.29.85 W/BMS/310-247/SPT/57-27 01-03-97	07-06-97
152.	Mao ring road (SH: E/W in formation cutting from 0 -20 kms)	Rs.29.85 W/BMS/310-132/SPT/57-6 01-03-97	24-03-97
153.	Saikul Phaibung up to Kharasom	Rs.29.464 W/BMS/310-274/SPT/57-37 11-03-97	22-05-97
<i>INTER VILLAGE ROAD (BRIDGES) BMS</i>			
154.	Constn.of bridge over Barak at Phuba and Kharakkho (21.20m) 70 span	Rs.34.18 W/BMS/310-298/SPT/57-54 04-02-97	21-06-97
155.	Constn.of 8m span bridge 2 Nos. between Makhan to Mao Pundung Tadubi	Rs.27.91 W/BMS/310-289/SPT/57-47 11-03-97	21-08-97
156.	Constn.of bridge over Maja Lok (10m span) on Senapati Oklong road	Rs.31.76 W/BMS/310-292/SPT/57-50 01-03-97	11-09-97
157.	Constn.of bridge 10m span over Iril river in between Ngamzu and Khongdei on Senapati Sorbung Kharasom road.	Rs.34.57 W/BMS/310-290/SPT/57-48 05-03-97	12-08-97
<i>CCPUR DIVISION 5054-C.O. ON ROADS & BRIDGES (PLAN) STATE HIGHWAYS</i>			
158.	Impt.of Chur-Sugnu road (SH: Strengthening and culverts 5-26 kms)	Rs.99.50 42/10/95-W 28-12-95	13-05-96
159.	Impt.of CCPur -Singhat-Behiang road 62-120 km (SH: Premix carpetting between 62-72 km. in bad stretches.)	Rs.39.49 42/63/93-W 19-03-97	16-06-97

DIX-II - Contd.**INCOMPLETE CAPITAL WORKS COSTING**

As on 31-03-2000

<i>Target Date of Completion</i>	<i>Revised Cost (if any) (Rs. In Lakhs)</i>	<i>Expenditure up to 31-03-98 (Rs. in lakhs)</i>	<i>Remarks</i>
(5)	(6)	(7)	(8)
31-08-98	---	2.00*	Work in progress
31-08-98	---	--	Work in progress
31-03-98	--	--	Work in progress
31-08-98	--	--	Work in progress
31-08-98	--	--	Work in progress
31-12-98	---	14.23*	Work in progress Payment made for B/B parts only
31-12-98	--	--	Work in progress
31-12-98	---	13.01	Work in progress Payment of B/B parts
31-03-99	---	14.23	Work in progress - do -
12-11-97	---	109.47*	R/E under preparation
16-06-99	---	10.61*	Work in progress

* Information for 1999-2000 not received (September 2000)

**APPEN-
STATEMENT OF COMMITMENTS - LIST OF**

Sl.No.	Name of Project	Rs. 25 lakhs and above	
		Cost of Work & Sanction Order No. (Rs. In lakhs)	Date of Commencement
(1)	(2)	(3)	(4)
<i>4210-C.O. ON MEDICAL (PLAN)</i>			
160.	Constn.of Emergency & Casualty block with link corridor for District Hospital at CCPur (SH: Constn. of Southern wing Block P-I).	Rs.94.71 26/60/96-W 23-03-97	30-09-97
<i>5054-C.O. ON ROADS & BRIDGES(BMS)</i>			
161.	Impt.of Tiddim road near Kaprang to Chura -Sugnu road at Mualvaiphei (SH: E/W in widening & culverts).	Rs.65.23 W/BMS/3102-64/CCP/51-6 28-02-97	17-03-97
162.	IVR Singhat to Theigawtang 0-26 km. (SH :E/W in hill cutting, metalling and culverts)	Rs.44.99 W/BMS/310-52/CCP/51-3 10-03-97	22-03-97
163.	Impt.of road from Singhat to Buksau via Allusingtam (SH: E/W in formation cutting metalling & culverts 0-25 km)	Rs.25.37 W/BMS/310-51/CCP/51-2 01-03-97	17-03-97
164.	IVR Songtal- Kangkap road (SH: Widening, metaling & culverts)		27-03-98
165.	Impt.of road from Sagan to Tuining via Samulamlan (SH: E/W in hill cutting metalling and culverts)		06-05-97
<i>BMS (BRIDGES)</i>			
166.	Constn.of bridge on Singhat-Theigawtang road 2 Nos. (SH: Constn. of 20' span bailey bridges)	Rs.36.04 W/BMS/310-135/CCP/51-29 28-02-97	22-04-97
167.	Constn.of bridge over Songtal-Kangkap road (SH: Constn. of 6m span bailey bridge 2 Nos.)	Rs.30.23 W/BMS/310-135/CCP/51-28 06-03-97	17-03-97
168.	Constn.of bridge over Khuga river along Khuga ring road (SH: Constn. of 150'-0" long bailey bridge)	Rs.102.68 W/BMS/310-213/CCP/51-40 07-03-97	28-04-97
169.	Constn.of bridge on Sangaikot to Khongkhai road 4 Nos. (SH: Constn. of 30"-0" long bailey bridge)	Rs.72.68 W/BMS/310-163/CCP/51-35 10-03-97	30-04-97

DIX-II - Contd.**INCOMPLETE CAPITAL WORKS COSTING**

As on 31-03-2000

<i>Target Date of Completion</i>	<i>Revised Cost (if any) (Rs. In Lakhs)</i>	<i>Expenditure up to 31-03-98 (Rs. in lakhs)</i>	<i>Remarks</i>
(5)	(6)	(7)	(8)
30-09-99	---	25.36*	Work in progress
16-09-98	---	27.52*	Work in progress
21-03-98	--	1.84*	Work in progress
16-03-98	--	8.42*	Work in progress
26-09-98	--	7.61*	Work in progress
05-11-98	---	19.16*	Work in progress
21-04-98	---	28.77*	Work in progress
16-01-98	---	30.03*	Work in progress
27-10-98	---	75.31*	Work in progress
29-10-98	---	54.91*	Work in progress

* Information for 1999-2000 not received (September 2000)

**APPEN-
STATEMENT OF COMMITMENTS - LIST OF**

Sl.No	Name of Project	Rs. 25 lakhs and above	
		Cost of Work & Sanction Order No. (Rs. In lakhs)	Date of Commencement
(1)	(2)	(3)	(4)
TAMENGLONG DIVISION OTHER DISTRICT ROADS (BRIDGES) (BMS)			
170.	Constn.of Langkhong to I.T.Road (SH: C/W works 0-15 kms.)	Rs.35.44 W/BMS/310-1/TML/41-1 04-03-97	07-07-97
171.	Constn.of Langkhong to I.T.Road (SH: C/W works 15-33kms.)	Rs.44.92 W/BMS/310-2/TML/41-2 01-03-97	07-07-97
172.	Constn.of Langkhong to I.T.Road (SH: Shingling from 0 - 16 kms)	Rs.59.10 W/BMS/310-10/TML/41-6 01-03-97	10-03-97
173.	Constn.of Langkhong to I.T. road (SH: shingling from 16-33 kms.)	Rs.61.99 W/BMS/310-11/TML/41-7 01-03-97	10-03-97
174.	Constn.of None Kajinglong road (SH: Culverts and Shingling from 0-10 kms.)	Rs.30.48 W/BMS/310-42/TML/41-8 10-03-97	14-03-97
175.	Constn.of None Kazinglong road (SH: Culverts and shingling from 10-30 kms)	Rs.30.99 W/BMS/310-99/TML/41-42 01-03-97	10-03-97
176.	Constn.of None Kazinglong road (SH: C/D works 10-20 kms)	Rs.30.86 W/BMS/310-12/TML/41-19 10-03-97	14-03-97
177.	Constn.of Tamei Kuilong road (SH: C/D from 10-30 kms.)	Rs.27.34 W/BMS/310-189/TML/41-39 07-03-97	26-03-97
178.	Constn.of Tamei Kuilong road (SH: E/W from 10-30 kms)	Rs.40.30 W/BMS/310-172/TML/41-32 10-03-97	21-04-97
179.	Constn.of Tamei Kuilong road (SH: E/W from 30 - 57 kms)	Rs.39.79 W/BMS/310-45/TML/41-11 07-03-97	08-08-97

DIX-II - Contd.**INCOMPLETE CAPITAL WORKS COSTING**

As on 31-03-2000

<i>Target Date of Completion</i>	<i>Revised Cost (if any) (Rs. In Lakhs)</i>	<i>Expenditure up to 31-03-98 (Rs. in lakhs)</i>	<i>Remarks</i>
(5) Rs.	(6) Rs.	(7) Rs.	(8)
March 99	---	24.45*	Work in progress
March 99	---	3.43*	Work in progress
March 99	--	7.19*	Work in progress
March 99	--	3.25*	Work in progress
March 99	--	16.44*	Work in progress
March 99	--	20.14*	Work in progress
March 99	30.86	5.70*	Work in progress
March 99	27.34	25.78*	Work in progress
March 99	--	-	Work in progress
March 99	--	3.12*	Work in progress

* Information for 1999-2000 not received (September 2000)

**APPEN-
STATEMENT OF COMMITMENTS - LIST OF**

Sl.No.	Name of Project	Rs. 25 lakhs and above	
		Cost of Work & Sanction Order No. (Rs. In lakhs)	Date of Commencement
(1)	(2)	(3)	(4)
180.	Constn.of Tamei Kuilong road. (SH: Shingling in between 0-15 km and WBM from 0.70 to 8.50 kms.)	Rs.30.08 W/BMS/310-44/TML/41-10 05-03-97	21-03-97
181.	Constn. of Tamei Kuilong road (SH: Shingling from 15 - 30 kms.)	Rs.31.68 W/BMS/310-43/TML/41-9 07-03-97	26-06-97
<i>O. D. R. (BRIDGES) (B.M.S.)</i>			
182.	Constn.of bridge across Irang river on Langkhong to I.T. road 360' span.	Rs.166.39 W/BMS/310-166/TML/41-27 11-03-97	14-03-97
183.	Constn.of bridge across Laduki (SH: 26.63 kms (30m.span Agagui river (22.216 kms.) 20m. span on Tamei Kuilong road.	Rs.110.50 W/BMS/310-185/TML/41-36 11-03-97	14-03-97
184.	Constn.of bridge of Tamei Kuilong road at 29.73km (12m. span) & 30.10kms. (9m. span) (SH: Constn.of b/bridge SST of 15m. span at 29.70 kms. & 30.10 kms.)	Rs.29.39 W/BMS/310-187/TML/41-38 05-03-97	07-03-97
<i>I.V.R. ROADS (BMS)</i>			
185.	Constn.of Thangal Tupul road C/D works 0-18 km (SH: Constn.of RCC P/culverts 900mm dia and 3m span culverts.)	Rs.29.20 W/BMS/310-229/TML/41-42 11-03-97	04-09-97
186.	Constn.of Nungba Iran via Longpi (SH: E/W in widening narrow portion between Nungba Longpi & formation cutting Longpi to Bzang)	Rs.42.21 W/BMS/310-112/TML/41-18 28-02-97	17-03-97
187.	Impt.of Nungba Irang via Longpi (SH: Constn. of C/D works between Nungba to Longpi)	Rs.31.70 W/BMS/310-173/TML/41-33 05-03-97	28-08-97
188.	Constn.of Luwanglong Khunou to Awangkhul & Nungnang via Lamlon (SH: E/W in formation cutting)	Rs.37.70 W/BMS/310-149/TML/41-23 10-03-97	19-03-97
189.	Constn.of Hauchong to Nurathel road (SH: E/W in formation cutting 0-10 kms.)	Rs.33.79 W/BMS/310-109/TML/41-15 05-03-97	26-03-97

DIX-II - Contd.**INCOMPLETE CAPITAL WORKS COSTING**

As on 31-03-2000

<i>Target Date of Completion</i>	<i>Revised Cost (if any) (Rs. In Lakhs)</i>	<i>Expenditure up to 31-03-98 (Rs. in lakhs)</i>	<i>Remarks</i>
(5)	(6)	(7)	(8)
March 99	--	21.20*	Work in progress
March 99	--	7.71*	Work in progress
March 99	--	100.37*	Work in progress
March 99	--	74.28*	Work in progress
March 99	--	18.84*	Work in progress
March 99	--	2.12*	Work in progress
March 99	--	20.20*	Work in progress
March 99	--	19.43*	Work in progress
March 99	--	8.78*	Work in progress
March 99	--	6.68*	Work in progress

* Information for 1999-2000 not received (September 2000)

**APPEN-
STATEMENT OF COMMITMENTS - LIST OF**

Sl.No	Name of Project	Rs. 25 lakhs and above	
		Cost of Work & Sanction Order No. (Rs. In lakhs)	Date of Commencement
(1)	(2)	(3)	(4)
190.	Constn.of Keikau to Nurathel road (SH: E/W in formation cutting i/c drain 9-15km)	Rs.25.64 W/BMS/310-100/TML/41-13 01-03-97	10-03-97
191.	Constn. of road from NH- 53 to Atongba	Rs.30.80 W/BMS/310-171/TML/41-31 07-03-97	19-03-97
192.	Constn.of road from None to Marangching upto Pungam (SH: E/W in formation cutting and C/D works)	Rs.31.11 W/BMS/310-151/TML/41-25 05-03-97	19-03-97
193.	Constn.of road from Khunphung to Lamta (SH: E/W in formation cutting from 0-20 kms.)	Rs.38.18 W/BMS/310-141/TML/41-22 07-03-97	26-03-97
194.	Constn. of road from Zunphung to Lamta (SH: E/W in formation cutting from 20 - 50 kms)	Rs.47.23 W/BMS/310-153/TML/41-26 28-02-97	21-04-97
195.	Khungphung to Phakong via Inam 0-40 km (SH: E/W in formation cutting 0-43.23 kms)	Rs.65.02 W/BMS/310-168/TML/41-29 06-03-97	20-03-97
<i>I.V.R. BRIDGES (BMS)</i>			
196.	Constn.of B/Bridge over Iyei river at New Lukhambi on None Haochong road.	Rs.83.36 W/BMS/310-182/TML/41-34 07-03-97	14-03-97
197.	Constn.of B/bridge S/bridge between Bamgaijang to Zailat 400m span.	Rs.179.14 W/BMS/310-167/TML/41-29 07-03-97	14-03-97
198.	Constn.of B/bridge over Irang between Nungnang and Awangkhol 50m (SH: Assembly Erection and Lanching of B/bridge 170' DDR type span)	Rs.98.58 W/BMS/310-186/TML/41-37 07-03-97	14-03-97

DIX-II - Contd.**INCOMPLETE CAPITAL WORKS COSTING**

As on 31-03-2000

<i>Target Date of Completion</i>	<i>Revised Cost (if any) (Rs. In Lakhs)</i>	<i>Expenditure up to 03/97 (Rs. in lakhs)</i>	<i>Remarks</i>
(5)	(6)	(7)	(8)
March 99	--	10.89*	Work in progress
March 99	--	16.68*	Work in progress
March 99	--	21.62*	Work in progress
March 99	38.18	27.85*	Work in progress
March 99	47.23	3.29*	Work in progress
March 99	65.02	6.54*	Work in progress
March 99	--	61.70*	Work in progress
March 99	--	87.01*	Work in progress
March 99	--	69.52*	Work in progress

* Information for 1999-2000 not received (September 2000)

**APPEN-
STATEMENT OF COMMITMENTS - LIST OF**

<i>Sl.No</i>	<i>Name of Project</i>	<i>Cost of Work & Sanction Order No. (Rs. In lakhs)</i>	<i>Rs. 25 lakhs and above Date of Commencement</i>
<i>(1)</i>	<i>(2)</i>	<i>(3)</i>	<i>(4)</i>
<i>CHANDEL DIVISION OTHER DISTRICT ROADS (BMS)</i>			
199.	Constn.of Chakpikarong Mombi road (Phase-I)	Rs.29.43 W/BMS/310-82/CDL/28-15 29-02-97	-----
200.	- do - - do - (Phase-II)	Rs.29.56 W/BMS/310-36/CDL/28-7 01-03-97	-----
201.	Constn. of Chandel Vomku road (Phase-II)	Rs.29.64 W/BMS/310-18/CDL/28-4 04-03-97	-----
<i>INTER VILLAGE ROADS(BMS)</i>			
202.	Constn.of Heirok to Machi via Karongthel	Rs.29.98 W/BMS/310-141/CDL/28-1 01-03-97	----
203.	Constn. of Tuisem to Machi Gate via Tuinem and Kangoikhullen	Rs.29.50 W/BMS/310-118/CDL/28-26 01-03-97	----
204.	Constn. of Thabikeithel to Sangsak road via Parengtong	RS.29.82 W/BMS/310-93/CDL/28-23 01-03-97	----
<i>STATE CAPITAL PROJECTS</i>			
205.	Constn.of Assembly and High Court Complex at Chingmeirong	(i)Rs.50.00 No.1/15/95-MAHUD(Project) 27-03-97	19-06-96 (date of deposit by Treasury Challan)
		(ii)Rs.30.00 No.1/55/95-MAHUD(Project)Pt 22-03-97	31-03-97 (date of deposit by Treasury Challan)

DIX-II - Contd.**INCOMPLETE CAPITAL WORKS COSTING**

As on 31-03-2000

<i>Target Date of Completion</i>	<i>Revised Cost (if any) (Rs. In Lakhs)</i>	<i>Expenditure up to date 03/98</i>	<i>Remarks</i>
(5)	(6)	(7)	(8)
---	--	--	
---	--	---	
---	--	---	
---	--	---	
---	--	---	
---	--	---	
---	---	2.80*	<i>The work is implemented through the State PWD. The execution of the works has been held up on complex site at Chingmeirong has not been handed over by the A.R. occupying it. The Director of MAHUD has requested the E.E. concerned.</i>
--	--	8.68*	

* Information for 1999-2000 not received (September 2000)

**APPEN-
STATEMENT OF COMMITMENTS - LIST OF**

<i>Sl.No</i>	<i>Name of Project</i>	<i>Cost of Work & Sanction Order No. (Rs. In lakhs)</i>	<i>Rs. 25 lakhs and above Date of Commencement</i>
<i>(1)</i>	<i>(2)</i>	<i>(3)</i>	<i>(4)</i>
206.	Development of Ningthem pukhri	(i)Rs.35.42 No.1/7/94-MAHUD(Project) 02-01-97	31-06-96 (date of deposit by Treasury Challan)
		(ii)Rs.78.43 No.1/7/94-MAHUD(Project) 22-01-97	31-06-96 (date of deposit by Treasury Challan)
207.	RWS Scheme at Keikhu Phase-I	Rs.28.33 No.7/216/97-PHE 31-03-97	01-04-97
208.	- do - at Tellou	Rs.28.65 No.7/21/7/97-PHE No.31-03-97	01-04-97
209.	Ret. Of Phayeng W/S scheme	Rs.29.84 No.7/215/97-PHE 31-03-97	01-04-97
210.	RWS Scheme at Laphupat Tera	Rs.28.34 No.7/210/97-PHE 31-03-97	01-04-97
211.	Procurement of ITH-5 Drilling -Reg.	Rs.29.28 No.7/218/97-PHE 27-03-97	01-04-97
212.	Reh. Of Langmeidong W/S. Scheme	Rs.29.64 No.7/227/97-PHE No.31-03-97	01-04-97
213.	Aug. of Kamjong W/S. Scheme	Rs.82.33 No.7/177/96-PHE 02-01-97	02-01-97
214.	Impt. Of W/s. Scheme at Nungba	Rs.51.31 No.7/207/97-PHE 31-03-97	01-04-97
215.	ARWS Scheme at Sagoltongba	Rs.27.70 No.7/211/97-PHE 31-03-97	01-04-97
216.	RWS Scheme at Kang Samaram	Rs.40.00 No.7/88/87-PHE 23-02-88	01-03-88

DIX-II - Contd.**INCOMPLETE CAPITAL WORKS COSTING**

As on 31-03-2000

<i>Target Date of Completion</i>	<i>Revised Cost (if any) (Rs. In Lakhs)</i>	<i>Expenditure up to date 03/98</i>	<i>Remarks</i>
(5)	(6)	(7)	(8)
---	--		Building Task Force Division, PWD, Manipur to furnished the Financial and Physical progress report in respect of Ningthempukhri has not yet been submitted.
31-03-98	--	7.00*	
01-03-98	--	8.00*	
01-03-99	--	10.00*	
01-03-98	--	25.00*	
01-03-98	--	25.00*	
31-03-98	--	3.00*	
31-03-98	--	29.50*	
31-03-98	--	31.00*	
01-03-99	--	12.00*	
31-03-98	--	15.00*	

* Information for 1999-2000 not received (September 2000)

**APPEN-
STATEMENT OF COMMITMENTS - LIST OF**

<i>Sl.No</i>	<i>Name of Project</i>	Rs. 25 lakhs and above	
		<i>Cost of Work & Sanction Order No. (Rs. In lakhs)</i>	<i>Date of Commencement</i>
<i>(1)</i>	<i>(2)</i>	<i>(3)</i>	<i>(4)</i>
217.	RWS Scheme at Heirok Part-I & Part-II	Rs.38.44 No.7/104/91-PHE 23-03-96	01-04-96
218.	- do - Irum Turel	Rs.28.85 No.7/95/87-PHE 25-03-88	01-04-88
219.	Extn.of Pipe line to Wabagai Kadajit Thingel Leikai & Parts of Tera Urak	Rs.34.12 No.7/94/95-PHE(R-26) 28-03-96	01-04-96
220.	Aug.of W/S Scheme Palel	Rs.41.07 No.7/90/95-PHE 20-02-96	01-03-96
221.	RWS Scheme at Khangabok Phase-III	Rs.26.80 No.Sectt/PHE/92-93/39 22-03-93	01-04-93
222.	- do - Kwakta	Rs.34.20 No.7/47/89-PHE 28-03-90	01-04-96
223.	- do - Wangoo Laikhong Phase-I	Rs.28.69 No.7/42/96-PHE(R-58) 30-03-96	01-04-97
224.	RWS Scheme at Sendra	Rs.45.03 No.7/98/90-PHE 20-03-91	01-04-91
225.	- do - at Tulihal Muslim	Rs.50.00 No.5/68/88-PHE 18-03-89	01-04-89
226.	Extn. Of Pipe line at Leimaching	Rs.26.68 No.7/122/96-PHE 30-03-96	01-04-96
227.	RWS Scheme at Takhel Sanjenbam	Rs.28.32 No.7/37/88-PHE 21-03-89	01-04-89

DIX-II - Contd.**INCOMPLETE CAPITAL WORKS COSTING**

As on 31-03-2000

<i>Target Date of Completion</i>	<i>Revised Cost (if any) (Rs. In Lakhs)</i>	<i>Expenditure up to date 03/98</i>	<i>Remarks</i>
(5)	(6)	(7)	(8)
31-03-98	--	5.00*	
31-03-98	--	3.00*	
31-03-97	--	4.00*	
31-03-97	--	4.00*	
31-03-98	--	2.00*	
31-03-98	--	4.00*	
31-03-98	--	8.00*	
31-03-98	--	0.50*	
01-03-98	--	4.50*	
01-03-98	--	6.00*	
01-03-98	--	4.00*	

* Information for 1999-2000 not received (September 2000)

**APPEN-
STATEMENT OF COMMITMENTS - LIST OF**

<i>Sl.No</i>	<i>Name of Project</i>	<i>Rs. 25 lakhs and above</i>	
		<i>Cost of Work & Sanction Order No. (Rs. In lakhs)</i>	<i>Date of Commencement</i>
(1)	(2)	(3)	(4)
228.	Extn. Of W/S. Scheme at Ningomthong Kitnapanung	Rs.40.40 No.7/108/91-PHE 23-03-92	01-04-92
229.	Impt. Of Kiyamgei Bashikhong	Rs.48.44 No.7/106/96-PHE(R-29) 30-03-96	01-04-98
230.	- do - Lokchao Tenglok Scheme	Rs.41.78 No.7/143/96-PHE(R-59) 30-03-96	01-04-96
231.	Exploration & drilling of tube well in village 100 Nos. (in valley) with mud pump Phase-II	Rs.70.13 No.7/75/89-PHE 31-03-90	01-04-90
232.	ARWS Scheme at Gangapat	Rs.63.27 No.7/123/96-PHE(R-3) 30-03-96	01-04-96
233.	ARWS Scheme at Tairenpokpi, Palangsoi & Atong Khuman	Rs.25.58 No.7/139/96-PHE 30-03-96	01-04-96
234.	Aug. of Mayang Imphal W/S. Scheme	Rs.26.34 No.7/222/97-PHE 31-03-97	02-05-97
<i>W/S MAINTENANCE DIVISION PHED MANIPUR (URBAN)</i>			
235.	Constn.of clear water reservoir at (i) Langzing capacity 1.00 lakh gallons, (ii) Iroisemba capacity 4.00 lakh gallons	Rs.45.00 No.7/73/95-PHE(R-8) 30-03-96	30-03-96
236.	Aug.of Langol Water Supply Scheme	Rs.28.95 No.7/53/95-PHE(U-2) 24-01-96	24-01-96
237.	Constn.of ground sump with pump house & at Bamon leikai near Thumuthong bridge i/c. pipe line.	Rs. 26.20 No.7/95/PHE/95(R-2) 27-03-96	27-03-96
238.	Constn.of Zonal reservoir at Lalambung i/c clear water main capacity 1.00 lakh gallons	Rs.79.34 No.7/180/96(U-3) 06-03-97	06-03-97

DIX-II - Contd.**INCOMPLETE CAPITAL WORKS COSTING**

As on 31-03-2000

<i>Target Date of Completion</i>	<i>Revised Cost (if any) (Rs. In Lakhs)</i>	<i>Expenditure up to date 03/98</i>	<i>Remarks</i>
(5)	(6)	(7)	(8)
01-03-98	--	5.00*	
01-03-98	--	4.00*	
01-03-98	--	3.00*	
01-03-98	--	0.50*	
01-03-98	--	12.70*	
01-03-98	--	15.00*	
December 99	--	12.28*	Work in progress
30-03-98	--	20.04* 27.38*	
24-01-98	---	5.85*	
27-03-96	---	44.55*	
06-03-97	---	68.65*	

* Information for 1999-2000 not received (September 2000)

**APPEN-
STATEMENT OF COMMITMENTS - LIST OF**

Sl.No	Name of Project	Rs. 25 lakhs and above	
		Cost of Work & Sanction Order No. (Rs. In lakhs)	Date of Commencement
(1)	(2)	(3)	(4)
239.	Water supply system for the Sports complex at Khuman Lampak	Rs.173.12 No.7/171/86-PHE(U-1) 15-11-96	15-11-96
240.	Constn.of over head reservoir at Khwairamband Bazar Phase-II	Rs.72.65 No.7/190/97-PHE 27-03-97	27-03-97
241.	Improvement of Ningthempukhri over head tank	Rs.25.84 No.7/45/95/PHED(U3) 16-02-96	16-02-96
242.	Aug.of Imphal Water supply tapping of ground water from Potsangbam (SH: Laying of distribution line)	Rs.29.94 No.7/119/96-PHE(U-27) 27-03-96	27-03-96
243.	Replacement of Old & work out pipe i/c. constn. Manovation of crossing etc. (a) Leimakhong to Kangchup (New Water main (b) Kangchup to Imphal (Clear water main)	Rs.80.00 No.7/104/96-PHE(U-21) 30-03-96 Rs.134.92 No.7/75/95-PHE(U-14) 26-03-96	30-03-96 26-03-96
244.	Providing diesel pumpsets (Standly) for important water supply scheme at Imphal water supply system. <i>PROJECT CONSTN. DIVN. (URBAN)</i>	Rs.41.43 No.7/108/96-PHE(U-23) 30-03-96	30-03-96
245.	Constn.of 3 Nos. of overhead tank 1 lakh gallon cap. Each with staging & ground sumps at Imphal	Rs.51.65 No.7/87/84-PHE 18-02-85	18-02-86
246.	Aug.of Porompat water supply scheme (Phase-II)	Rs.264.50 No.7/5/90-PHE 14-03-91	14-03-91
247.	Aug.of Imphal Water supply by tapping of ground water from Potsangbam 1.50mgd (Phase-I)	Rs. 287.00 No.7/26/94-PHE 03-08-96	03-08-96
248.	Aug.of Imphal water supply by tapping of ground water from Potsangbam & Sekmai area (Phase-II) 1.50 mgd.	Rs.320.26 No.7/107/96-PHE(U-22) 25-03-96	Not yet

DIX-II - Contd.**INCOMPLETE CAPITAL WORKS COSTING**

As on 31-03-2000

<i>Target Date of Completion</i>	<i>Revised Cost (if any) (Rs. In Lakhs)</i>	<i>Expenditure up to date 31-03-98 Rs.</i>	<i>Remarks</i>
(5)	(6)	(7)	(8)
31-03-98	253.04	307.01*	
27-03-99	---	13.51*	
16-02-98	---	0.71*	
27-03-96	---	18.29*	
31-03-98	--	12.40*	
26-03-98	--	66.85*	
30-03-98	--	21.19*	
18-02-86	72.80	69.00*	
...	550.00	526.58*	Work in progress
03-08-96	---	285.76*	
...	---	...	Work not yet started

* Information for 1999-2000 not received (September 2000)

**APPEN-
STATEMENT OF COMMITMENTS - LIST OF**

<i>Sl.No</i>	<i>Name of Project</i>	<i>Cost of Work & Sanction Order No. (Rs. In lakhs)</i>	<i>Rs. 25 lakhs and above Date of Commencement</i>
(1)	(2)	(3)	(4)
<i>DRAINAGE & SEWERAGE DIVN. NO.I PHED (URBAN)</i>			
249.	Constn.of Drainage system under Nambol basin Phase-I Stage-II(A)	Rs.73.92 No.7/5/91-PHE 23-05-91	29-05-92
250.	Constn.of Drainage system under Nambol basin Phase-I Stage-II(B)	Rs.48.18 Sectt/PHE/DRG/92-93/5 30-03-96	30-03-96
251.	Constn.of Drainage system under Nambol basin Phase-I Stage-II(C)	Rs.32.38 No.7/62/95-PHE(U-11) 23-03-96	23-03-96
252.	Waishel Basin Phase-I (A)	Rs.85.69 No.7/3/91-PHE 23-05-91	23-05-91
253.	Waishel Basin Phase-Stage-I (B)	Rs.41.37 Sectt/PHE/DRG/92-93/51 30-03-96	30-03-96
254.	Waishel Basin Phase-Stage-I (C)	Rs.25.18 No.7/63/93-PHE(U-12) 20-02-96	20-02-96
255.	Constn.of Low cost latrine (i)Thoubal Town	Rs.37.35 No.7/117/87-PHE 24-03-86	24-03-86
256.	(ii) Nambol	Rs.29.28 No.7/11/89-PHE 28-03-88	28-03-88
<i>DRAINAGE & SEWARAGE DIVN. NO.II PHED (URBAN)</i>			
257.	Implementation of drainage system in Greater Imphal area under Kongba basin stage-I(A)	Rs.64.60 Sectt/PHE/YDS/92-93/35 31-03-93	31-03-93

DIX-II - Contd.**INCOMPLETE CAPITAL WORKS COSTING**

As on 31-03-2000

<i>Target Date of Completion</i>	<i>Revised Cost (if any) (Rs. In Lakhs)</i>	<i>Expenditure up to date 31-03-98 (7) Rs.</i>	<i>Remarks (8)</i>
(5)	(6)	(7)	(8)
29-05-92	...	87.94*	
30-03-99	---	51.51*	
23-03-99	---	13.08*	
23-05-92	---	73.43*	
30-03-99	--	42.36*	
20-02-99	--	10.93*	
24-03-88	--	19.85*	
28-03-90	--	14.52*	
31-03-95	--	99.49*	

* Information for 1999-2000 not received (September 2000)

**APPEN-
STATEMENT OF COMMITMENTS - LIST OF**

<i>Sl.No</i>	<i>Name of Project</i>	Rs. 25 lakhs and above	
		<i>Cost of Work & Sanction Order No. (Rs. In lakhs)</i>	<i>Date of Commencement</i>
(1)	(2)	(3)	(4)
258.	Implementation of drainage system in Greater Imphal area under Kongba basin stage-I(B)	Rs.38.25 Sectt/PHE/RWS/92-93/52 30-03-94	30-03-94
259.	Implementation of drainage system in Greater Imphal area under Kongba basin stage-I/C	Rs.40.85 No.7/64/95-PHE(U-13) 30-03-96	30-03-96
260.	Implementation of Drainage system in Greater Imphal area under Kongba basin stage-I/D	Rs.52.30 No.7/193/97-PHE 31-03-97	31-03-97
261.	Implementation of Drainage system in Greater Imphal area under Imphal basin stage-I(B)	Rs.28.71 Sectt/PHE/RWS/92-93/51 30-03-96	30-03-96
262.	Implementation of Drainage system in Greater Imphal area under Imphal basin stage-I(C)	Rs.30.18 No.7760/95-PHE(U-9) 30-03-96	30-03-96
263.	Implementation of Drainage system in Greater Imphal area under Chandranadi Basin	Rs.42.26 Sectt/PHE/RWS/92-93/49 30-03-96	30-03-96
264.	Director, Education(S) Constn.of 113 Teacher Quarters/ School building under Basic Minimum Services 1996-97	Rs.169.49 No.25(3)/1/97- SE(S)/BMS 27-03-97	From the date of release of fund by the Government
265.	Director, Youths Affairs & Sports, Constn. of VIP Gallery & General Gallery for Sports at Khuman Lampak.	Rs.935.44 No.21/111/93-W 31-03-96	VIP Gallery 06/ 89 General Gal. September '92.
266.	Director, Youth Affairs & Sports, Constn. of Main partition wall to General Gallery.	Rs.127.99 No.26/91/95-W 30-03-96	July 1996
267.	Director, Youth Affairs & Sports, Constn. of 8-lane synthetic tracks.	Rs.273.30 No.26/89/85-W 21-03-96	-----
268.	Director, Youth Affairs & Sports, Constn. of segregation fencing to the Main Play Field.	Rs.41.02 No.26/17/96-W 12-08-96	May 1997

DIX-II - Contd.**INCOMPLETE CAPITAL WORKS COSTING**

As on 31-03-2000

<i>Target Date of Completion</i>	<i>Revised Cost (if any) (Rs. In Lakhs)</i>	<i>Expenditure up to date 31-03-98 (Rs.)</i>	<i>Remarks</i>
(5)	(6)	(7)	(8)
30-03-97	---	55.96	
30-03-99	---	16.39	
31-03-2000	...	10.11	
30-03-99	---	64.72	
30-03-99	---	11.71	
30-03-98	---	14.89	
Within 3 months from the date of release of fund	Does not arise	Nil	The amt. was deposited to Govt. Acct. 8449-Other Deposits
March 1998	1350.00	1250.97	
September 97	140.73	108.32*	
March 1998	300.63	...	Tender under scrutiny
December 1997	45.12	...	

* Information for 1999-2000 not received (September 2000)

**APPEN-
STATEMENT OF COMMITMENTS - LIST OF**

<i>Sl.No</i>	<i>Name of Project</i>	<i>Rs. 25 lakhs and above</i>	
		<i>Cost of Work & Sanction Order No. (Rs. In lakhs)</i>	<i>Date of Commencement</i>
<i>(1)</i>	<i>(2)</i>	<i>(3)</i>	<i>(4)</i>
269.	Director, Youth Affairs & Sports, Constn. of Gallery for Astroturf Hockey Field	Rs.356.00 No.26/71/95-W -----	July 1996
270.	Director, Youth Affairs & Sports, Constn. of Hockey Field (SH: Sub-base constn. of providing & installation of synthetic Astroturf)	Rs.241.63 No.26/12/95-W 10-10-95	December '95
271.	Director, Youth Affairs & Sports, Constn. of segregation fencing to Hockey Field	Rs.25.45 No.26/18/96-W 12-08-96	-----
272.	Director, Youth Affairs & Sports, Constn. of Practice Hockey Field.	Rs.71.46 No.26/88/95-W 14-03-96	June 1996
273.	Director, Youth Affairs & Sports, Constn. of Quarters for Coaches & Managers	Rs.66.70 No.26/13/95-W 27-04-95	December'95
274.	Director, Youth Affairs & Sports, Constn. of Internal Approach Road.	Rs.287.55 No.26/19/95-W 26-12-95	June 1996
275.	Director, Youth Affairs & Sports, Constn. of Cycle Veledrome	Rs.282.00 No.8/12/94-YAS 20-03-95	December '95
276.	Director, Education(S), Constn. of Indoor Stadium	Rs.348.00 No.26/55/95-W 27-12-95	September '96
277.	Director, Youth Affairs & Sports, Constn. of Swimming and Diving Pool	Rs.635.00 No.26/5/96-W 09-08-96	September '96
278.	Director, Youth Affairs & Sports, Constn. of 100 bedded Hostel	Rs.144.14 No.26/24/96-W 07-11-96	March 1997
279.	Director, Youth Affairs & Sports, Constn. of Drainage system for sports complex	Rs.327.25 No.26/80/96-W 30-03-96	September '96

DIX-II - Contd.**INCOMPLETE CAPITAL WORKS COSTING**

As on 31-03-2000

<i>Target Date of Completion</i>	<i>Revised Cost (if any) (Rs. In Lakhs)</i>	<i>Expenditure up to date 31-03-98 Rs.</i>	<i>Remarks</i>
(5)	(6)	(7)	(8)
December 1997	381.60	225.60*	
March 1998	265.79	76.98*	
December 1997	28.00	...	Tender under scrutiny
June 1997	78.60	81.34*	
June 1997	73.37	69.41*	
December 1997	316.64	127.52*	
June 1998	310.22	195.09*	80% to be completed during 1997-98
June 1998	1044.00	225.61*	
	No.26/119/95-W		
	30-08-96		
June 1998	699.00	188.85*	
June 1998	157.30	52.20*	
December 1997	370.70	73.33*	

* Information for 1999-2000 not received (September 2000)

**APPEN-
STATEMENT OF COMMITMENTS - LIST OF**

Rs. 25 lakhs and above			
<i>Sl.No</i>	<i>Name of Project</i>	<i>Cost of Work & Sanction Order No. (Rs. In lakhs)</i>	<i>Date of Commencement</i>
(1)	(2)	(3)	(4)
280.	Director, Youth Affairs & Sports, Constn. of Parking and Land Development	Rs.115.00 No.26/19/96-W 12-08-96	September '96
281.	Director, Youth Affairs & Sports, Constn. of 400M running track i/c. Provision of cricket field.	Rs.136.86 No.26/1/96-W 30-05-96	July 1996
282.	Director, Youth Affairs & Sports, Constn. of 4 Nos. of Barrack (30 cap.) 4 Nos. of barrack (15 cap.) 8 Nos. of Watch Tower & 8 Nos. of Kitchen.	Rs.144.00 No.26/1/96-W 12-08-96	June 1997
283.	Director, Youth Affairs & Sports, Constn. of compound fencing on Northern, Eastern, Southern sides of sports complex.	Rs.106.60 No.26/25/95-W 07-11-96	April 1997
284.	Director, SCERT, Manipur, Kakching DIET - 2 Nos.	Rs.75.28 No.7/16/87-S/SE 31-03-97	November '97
285.	Director, SCERT, Manipur, Churachandpur DIET - 8 Nos.	Rs.49.00 No.7/16/87-S/SE 31-03-97	Inst. Bldg. 1 -6/94, Ladies Hostel 1 - 11/95 Gents' Hostel 1 & 5 Qtrs.
286.	Director, SCERT, Manipur, Moirang DIET - 12 Nos.	Rs.98.57 No.4/12/96-FR(1) 07-08-96	February 1997
287.	Director, SCERT, Manipur, Senapati DIET - 13 Nos.	Rs.98.57 No.4/12/96-FR(1) 07-08-96	November '97
288.	Director, SCERT, Manipur, Ukhrul DIET - 13 Nos.	Rs.55.00 No.7/34/96-S/SCERT 12-03-97	- do -
289.	Director, SCERT, Manipur, Tamenglong DIET - 13 Nos.	Rs.55.00 No.7/34/96-S/SCERT 12-03-97	- do -
290.	Director, SCERT, Manipur, Chandel DIET - 13 Nos.	Rs.55.00 No.7/34/96-S/SCERT 12-03-97	- do -

DIX-II - Contd.**INCOMPLETE CAPITAL WORKS COSTING**

As on 31-03-2000

<i>Target Date of Completion</i>	<i>Revised Cost (if any) (Rs. In Lakhs)</i>	<i>Expenditure up to date 31-03-98</i>	<i>Remarks</i>
(5)	(6)	(7) Rs.	(8)
December 1997	126.50	57.75*	
September 1997	153.00	120.37*	
March 1998	158.00	...	
December 1997	117.26	...	
November 1998	For the incomplete work vide RE of GOI DO. No.F.43-1/93-TE-II Dt. 15-09-94	...	
To start when law & order is settled.	---	...	
1997-98	-do-	...	The constn. agency has been requested to submit up to date exp. Statement.
Within 1 year from the date of commencement	- do -	...	
- do -	- do -	...	
- do -	- do -	...	
- do -	- do -	...	

* Information for 1999-2000 not received (September 2000)

**APPEN-
STATEMENT OF COMMITMENTS - LIST OF**

Sl.No	Name of Project	Rs. 25 lakhs and above	
		Cost of Work & Sanction Order No. (Rs. In lakhs)	Date of Commencement
(1)	(2)	(3)	(4)
291.	Director, Sericulture Deptt. Constn. of Type Qtr. 1 No. each at Chandel	Rs.36.07 No.26/70/92-W 27-03-92	-----
292.	Director, Sericulture Deptts, Constn. of Type-II Qtr. For Seri (SH: Constn. of T-II 2 Nos. of Thoubal)	Rs.25.43 No.26/78/91-W 27-08-92	-----
293.	Director, Arts & Culture Deptt. Imprv. Of Khongjom War Memorial complex at Khongjom (SH: Constn. of Pedestral & Car Park.	Rs.26.87 No.26/101/95-W 21-03-96	March 1996
294.	Director, Social Welfare Deptt. Constn. of Office building at Khuman Lampak	Rs.31.96 No.26/73/84-W 27-03-84	March 1987
295.	Director, Tourism Deptt. Constn. of Yatri Niwas at Imphal	Rs.35.00 No.3-PYN(4)/96 25-03-96	April 1997
296.	Director, Health Services Constn. of National AIDS Control Cell at Lamphel	Rs.29.70	1996-97
297.	Director, Health Services Constn. of 2 O.T. Unit on the 2 nd Floor at J.N. Hospital, Porompat	Rs.28.00 No.26/48/96-W 20-03-91	1996-97
298.	Director, Health Services, CCPur Dist. - Constn. of Emergency & Casualty Block with link corridor etc. for D.H. at CCPur	Rs.94.71 No.26/60/96-W 29-03-97	1996-97
299.	Director, Health Services Thoubal Dist. - Constn. of Haoreibi Makha Leikai CHC.	Rs.63.76 No.26/11695-W 30-03-96	1996-97
300.	Director, Health Services Ukhrul Dist. Constn. of Kamjong Chassad CHC.	Rs.47.46 No.26/61/96-W 29-03-97	1996-97
301.	TMP, I-E/W (Sh: Constn. of RMC from RD 11 km to 12 kms. i/c. levelling of hill spur from RD 11.27 km 11.87 (Ph-I) for the portion from RD.11 km to 11.54 km.)	Rs.98.08	31-03-1992

DIX-II - Contd.**INCOMPLETE CAPITAL WORKS COSTING**

As on 31-03-2000

<i>Target Date of Completion</i>	<i>Revised Cost (if any) (Rs. In Lakhs)</i>	<i>Expenditure up to date 31-03-98 (7) Rs.</i>	<i>Remarks (8)</i>
(5)	(6)	(7)	(8)
	10.71	0.15*	Not completed
	3.75	2.95*	Not yet completed
	35.00	13.47*	
February 1996	47.27	42.85*	Completed
July 1998	...	15.00*	
...	Agency for constn. was given to PDA & money deposited accordingly during 1996-97 but govt. revised the decision & identified PWD as the Agency
...	30.80	5.94*	Work being taken up
...	104.18	...	Work being taken up
...	70.14	28.43*	Work being taken up
...	52.16	...	Work being taken up
03-09-95	...	92.70*	Work in progress

* Information for 1999-2000 not received (September 2000)

**APPEN-
STATEMENT OF COMMITMENTS - LIST OF**

Sl.No	Name of Project	Rs. 25 lakhs and above	
		Cost of Work & Sanction Order No. (Rs. In lakhs)	Date of Commencement
(1)	(2)	(3)	(4)
302.	TMP, I-E/W (Sh: Constn. of RMC from RD 11 km to 12 kms. i/c. levelling of hill spur from RD 11.27 km 11.87 Phase-II for the portion from RD.11.54 km to 12.00 km.	Rs.78.47 No.ACE/TMP/IFC/TS/91-92/1 28-08-91	04-09-92
303.	TMP, I-E/W (Sh: Constn. of Thoubal RMC from RD.8 km to 9 kms.	Rs.31.97 T/S.17.94 - do - 29-05-91	16-01-92
304.	TMP, F-C/D work (Sh: Constn. of Drainage syphon at RD.9.87 km TRMC) balance work	Rs.45.55 T/S. 19.86 No.Se/SW/TC-II/TA-TS/2/91-92/96 19-07-91	05-01-96
305.	TMP,I-E/W (Sh:- Constn. of TRMC from RD 3 kms. to 5 kms.) Balance work. 3km. to 4 km.	Rs.28.56 T/S.8.85 No.Se/SW/TC-II/TC-TS/88/48 08-12-88	07-05-97
306.	TMP, FCD Works (SH:- Constn. of Drainage syphone at RD-27.112 km) across Umangkhong stream	Rs.33.59 No.Se/TC-II/SW/Vol-4/95-96/314 28-07-95	23-07-96
307.	TMP, I-E/W (Sh: Constn.of Thoubal IMC from RD 26.780 km. to 27.795 kms.)	Rs.32.11 No.CE/I/SSW/TA-TS/3 04-01-93	16-06-93
308.	TMP (Sh:- Constn. of Spillway Intakes & Water conductor System)	Rs.1366.00 No.30/12/79-IMC 21-06-80	27-10-89
309.	Designing, Manufacture, erection, Commissioning of Power component	Rs.551.58 No.30/12/79-IMC 21-06-80	11-07-92
310.	TMP, I-E/W (Sh:- Constn.of TLMC from RD 27.795 to 29.115 km.)	Rs.25.08 No.SE/TC-II.SW/46/Vol-4/92-93/23-A 28-03-92	16-06-93

DIX-II - Contd.**INCOMPLETE CAPITAL WORKS COSTING**

As on 31-03-2000

<i>Target Date of Completion</i>	<i>Revised Cost (if any) (Rs. In Lakhs)</i>	<i>Expenditure up to date 31-03-98</i>	<i>Remarks</i>
(5)	(6)	(7) Rs.	(8)
03-09-95	...	35.51*	Work in progress
14-01-94	...	27.48*	Work in progress
04-01-97	...	13.23*	Work in progress
06-05-98	...	14.58*	Work in progress
...	<i>The work could not be started due to change of design and specification of canal and the work of D/S. at RD 24.418 were also delayed.</i>
15-05-94	<i>The work could not be started due to non-settlement of land dispute and change of canal design.</i>
31-03-2002	5606.55	929.87*	...
10-07-94	...	221.01*	...
15-05-94	<i>The work could not be started due to non-settlement of land dispute and change of canal design.</i>

* Information for 1999-2000 not received (September 2000)

**APPEN-
STATEMENT OF COMMITMENTS - LIST OF**

<i>Sl.No</i>	<i>Name of Project</i>	Rs. 25 lakhs and above	
		<i>Cost of Work & Sanction Order No. (Rs. In lakhs)</i>	<i>Date of Commencement</i>
<i>(1)</i>	<i>(2)</i>	<i>(3)</i>	<i>(4)</i>
311.	TMP, FCD-Works (Sh:- Constn. of Canal syphone at RD 25.818 km. of IMC across Wangjing river	Rs.93.78 No.SE/TC-II/SW/46/93-94/115 09-12-93	02-09-94
312.	TMP: I-E/W (Sh: Constn. of LMC from RD 24.438 km. to 26,870 km.)	Rs.73.00 No.CE/I/SSW/TA-TA/2 04-01-93	-----
313.	Nambul river Flood Control Project Ph-I	Rs.197.00 No.18/16/84-IFC(I) 03-02-92	1992
314.	Wangjing river flood control project	Rs.118.00 No. - do -	1989
315.	Merakhong river flood control project	Rs.116.00 No.18/15/84-IFC 05-11-84	1985
316.	Merakhong river flood control project Phase-II	Rs.64.31 No.12/46/91-IFC/7 25-03-92	1992
317.	FCS of Thoubal river from Umangkhong to Kiyam Makha Leikai 8/0 to 11/0 km.	Rs.430.00 No.12/44/91-IFC(S) 28-03-92	22-07-93
318.	FCS of Sekmai river from barrage site to Wabagai bridge (I-Earth work) Phase-II	Rs.2541.00 No.12/43/91-IFC/4 22-02-92 No.12/43/91-IFC/4 28-03-92	22-07-93
319.	Constn. of Yatriniwas at Imphal	Rs.35.00 No.7-PYN(4)/96 25-03-93	17-04-97

DIX-II - Contd.**INCOMPLETE CAPITAL WORKS COSTING**

As on 31-03-2000

<i>Target Date of Completion</i>	<i>Revised Cost (if any) (Rs. In Lakhs)</i>	<i>Expenditure up to date 31-03-98</i>	<i>Remarks</i>
(5)	(6)	(7) Rs.	(8)
In progress	...	10.36*	The work is in progress and completed 40%
In progress	...	1.77*	The work could not be proceeded further due to non-finalisation of land dispute.
2000	1471(1996)	252.47*	-----
2000	450 (1996)	257.94*	-----
2000	427.50 (1996)	263.18*	-----
2000	...	84.67*	
July 1995	...	22.00*	Revised estimate is being prepared.
July 1995	...	3.00*	Revised estimate is being prepared.
One year from the date of award of work	...	15.00*	...

* Information for 1999-2000 not received (September 2000)

**APPEN-
STATEMENT OF COMMITMENTS - LIST OF**

Rs. 25 lakhs and above			
<i>Sl.No</i>	<i>Name of Project</i>	<i>Cost of Work & Sanction Order No. (Rs. In lakhs)</i>	<i>Date of Commencement</i>
<i>(1)</i>	<i>(2)</i>	<i>(3)</i>	<i>(4)</i>
320.	Constn. of Health Resort at Imphal	Rs.47.90 No.7-PSW(49)/98 29-03-97	17-04-97
321.	Khuga Multipurpose project	Rs.15 crore No.26/4/80-IFC 12-08-80	1983
322.	Dolaithabi Barrage Project	Rs.18 crore No.15/4/94-IFC(Pt) 08-08-92	(1) 03-09-93 (2) 29-11-96
323.	Singda Irrigation Project	Rs.3.75 crore No.11-15(i) (19)/72 I&CAD 09-12-74	1975

DIX-II - Concl'd.**INCOMPLETE CAPITAL WORKS COSTING**

As on 31-03-2000

<i>Target Date of Completion</i>	<i>Revised Cost (if any) (Rs. In Lakhs)</i>	<i>Expenditure up to date 31-03-98</i>	<i>Remarks</i>
(5)	(6)	(7)	(8)
One year from the date of award of work	...	20.00*	...
By the end of 2000-2001	Latest cost Rs.160.00 crores	Rs.1,60.00 crores	Work in progress
By the end of 2003	Rs.52.91 crores	Rs.11.38 crores	Work in progress
2000	Rs.57.69 crore	Rs.56.81 crores	Work in progress

* Information for 1999-2000 not received (September 2000)

