


**FINANCE ACCOUNTS**  
**1998-99**

**GOVERNMENT OF MANIPUR**



# TABLE OF CONTENTS

	<i>Page(s)</i>
Certificate of the Comptroller and Auditor General of India	(iii)
Introductory	1 - 4

## **PART I - SUMMARISED STATEMENTS**

No. 1. - Summary of Transactions	5 - 21
No. 2. - Capital Outlay - Progressive Capital Outlay to end of 1998-99.	22 - 24
No. 3. - Debt Position - (i) Statement of Borrowings (ii) Other obligations (iii) Service of Debt	25 - 28
No. 4. - Loans and Advances by State Government (i) Statement of loans and advances (ii) Recoveries in arrears.	29
No. 5. - Guarantees given by the Government for repayment of loans, etc., raised by statutory corporations, local bodies and other institutions.	30 - 31
No. 6. - Cash balances and investments of cash balances	32 - 34
No. 7. - Summary of balances under Consolidated Fund, Contingency Fund and Public Account	35 - 37

## **PART II - DETAILED ACCOUNTS AND OTHER STATEMENTS. A. REVENUE AND EXPENDITURE**

No. 8. - Statement of revenue and expenditure under different heads expressed as a percentage of total revenue/ total expenditure	39 - 41
No. 9. - Statement showing the distribution between Charged and Voted Expenditure	42
No.10. - Detailed Account of Revenue by Minor Heads	43 - 59
No.11. - Detailed Account of Expenditure by Minor Heads	60 - 135
No.12. - Detailed statement of capital expenditure during and to end of the year 1998-99	136 - 177

- No.13. - Details of investments of Government in Statutory Corporations, Government Companies, Co-operative banks and Societies etc., upto the end of 1998-99 178 - 197
- No.14. - Statement showing the capital and other expenditure (other than on revenue account) to end of 1998-99 and the principal sources from which funds were provided for that expenditure 198 - 200

**B. DEBT, CONTINGENCY FUND AND PUBLIC ACCOUNT**

- No.15. - Detailed statements of receipts, disbursements and balances under heads of account relating to Debt, Contingency Fund and Public Account 202 - 213
- No.16. - Detailed statement of Debt and Other interest - bearing Obligations of Government 214 - 239
- No.17. - Detailed statement of loans and advances made by Government 240 - 247
- No.18. - Statement showing the details of earmarked balances 248 - 249
- Appendix-I: Statement showing investment of Government as at the end of 1996-97, 1997-98 and 1998-99 and dividend/ interest received therefrom during those years. 250 - 251
- Appendix-II: Statement of Commitments - List of Incomplete Capital Works Costing Rs. 25 lakhs & Above as on 31-03-99 252 - 331

\*\*\*\*sn\*\*\*\*

# CERTIFICATE OF THE COMPTROLLER AND AUDITOR GENERAL OF INDIA

This compilation containing the Finance Accounts of the Government of Manipur for the year 1998-99 presents the accounts of the receipts and outgoings of the Government for the year, together with the financial results disclosed by the revenue and capital accounts, the accounts of the public debt and the liabilities and assets as worked out from the balances recorded in the accounts. The Appropriation Accounts of the Government for the year for Grants and Charged Appropriations, presented separately, supplement this compilation.

These accounts have been prepared and examined under my direction in accordance with the requirements of the Comptroller and Auditor General's (Duties, Powers and Conditions of Service) Act, 1971. According to the best of my information, as a result of audit of these accounts, the accounts now presented read with the observations in this compilation, are correct statements of receipts and outgoings of the Government of Manipur for the year 1998-99. Points of interest arising out of the study of these accounts as well as test audit conducted during the year or earlier years are contained in my Report(s) being presented separately for the year 1998-99, Government of Manipur.

*V. K. Shunglu*

( V.K. SHUNGLU )

Comptroller and Auditor General of India

New Delhi,

The

13 JAN 2000



## INTRODUCTORY

1. The accounts of Government are kept in the following three parts :-

Part I	Consolidated Fund
Part II	Contingency Fund
Part III	Public Account

In Part I namely Consolidated Fund, there are two main divisions, viz :-

- (1) Revenue - consisting of sections for 'Receipt heads (Revenue Account)' and 'Expenditure heads (Revenue Account)'.
- (2) Capital, Public Debt, Loans, etc. - consisting of sections for 'Receipt heads (Capital Account)', 'Expenditure heads (Capital Account)' and 'Public Debt, Loans and Advances, etc'.

The Revenue division deals with the proceeds of taxation and other receipts classed as revenue and the expenditure met therefrom, the net result of which represents the revenue surplus or deficit for the year.

In Capital division, the section 'Receipts Heads (Capital Account)' deals with receipts of capital nature which cannot be applied as a set-off to capital expenditure.

The section 'Expenditure Heads (Capital Account)' deals with expenditure met usually from borrowed funds with the object of increasing concrete assets of a material and permanent character. It also includes receipts of a capital nature intended to be applied as a set off against expenditure.

The section 'Public Debt, Loans and Advances, etc.' comprises loans raised and their repayments by Government such as 'Internal Debt' and 'Loans and Advances' made (and their recoveries) by Government. This section also includes certain special types of heads for transactions relating to 'Appropriation to the Contingency Fund' and 'Inter-State Settlement'.

In Part II, namely Contingency Fund, of the accounts, the transactions connected with the Contingency Fund established under Article 267 of the Constitution of India are recorded.

In Part III, namely Public Account, of the accounts, the transactions relating to 'Debt' (other than those included in Part I), 'Deposits', 'Advances', 'Remittances' and 'Suspense' are recorded. The transactions under 'Debt', 'Deposits' and 'Advances', in this part are those in respect of which Government incurs a liability to repay the moneys received or has a claim to recover the amounts paid, together with the repayments of the former ('Debt' and 'Deposits') and the recoveries of the latter ('Advances'). The transactions relating to 'Remittances' and 'Suspense' in this part embrace all merely adjusting heads under which appear such transactions as remittances of cash between treasuries and currency chests, transfers between different accounting circles, etc. The initial debits or credits to these heads will be cleared eventually by corresponding receipts or payments either within the same circle of account or in another account circle.

**2. Sectors and Heads of Accounts :-** Within each of the sections in Part I mentioned above, the transactions are grouped into sectors such as 'Tax Revenue', 'Non-Tax Revenue' and 'Grants-in-aid and contributions' for the receipt heads (revenue account), and 'General Services', 'Social Services', 'Economic Services' and 'Grants-in-aid and contributions' for expenditure heads. Specific functions or services (such as Education, Sports, Art and Culture, Health and Family Welfare, Water Supply, Sanitation, Housing and Urban Development, etc. in respect of Social Services) are grouped in Sectors for expenditure heads. In Part III (Public Account) also, the transactions are grouped into sectors, such as 'Small Savings', 'Provident Funds', 'Reserve Funds', etc. The Sectors are sub-divided into major heads of account. In some cases, the Sectors are, in addition, sub-divided into sub-sectors before their division into major heads of account.

The major heads are divided into sub-major heads in some cases and minor heads, with a number of subordinate heads, generally known as sub-heads. The sub-heads are further divided into detailed heads. Under each of these heads, the expenditure is shown distributed between charged and voted. Sometimes major heads are also divided into sub-major heads before their further division into minor heads. Apart from the Sectorial and sub-sectorial classification the Major Heads, Sub-Major Heads, Minor Heads, Sub-Heads, Detailed Heads and Object Heads together constitute a six-tier arrangement of the classification structure of the Government Accounts. The major, minor and sub-heads prescribed for the classification of expenditure in the general accounts are not necessarily identical with the Grants, sub-heads and other units of allotments which are adopted by the Governments for Demands for Grants presented to the Parliament or Legislatures but in general a certain degree of correlation is maintained between the Demands for Grants and the Finance Accounts.



The major heads of accounts, falling within the sectors for expenditure heads, generally correspond to functions of Government, while the minor heads, subordinate to them, identify the programmes undertaken to achieve the objectives of the function represented by the major head. The sub-head represents the scheme, the detailed head, the sub-scheme and object head the object level of classification.

### 3. Coding Pattern

**Major Heads :-** From 1st April 1987 a four digit Code has been allotted to the major heads, the first digit indicating whether the major head is a Receipt head or Revenue Expenditure head or Capital Expenditure head or a Loan head.

The first digit of code for Revenue Receipt head is either '0' or '1'. Adding 2 to the first digit code of the Revenue Receipt head will give the number allotted to corresponding Revenue Expenditure head; adding another 2, the Capital Expenditure; and another 2, the Loan head of Account. For example, for Crop Husbandry code 0401 represents the Receipt head, 2401 the revenue expenditure head, 4401 Capital Outlay head and 6401 Loan head.

Such a pattern is, however, not relevant for those departments which are not operating Capital/Loan heads of accounts e.g. Department of Supply. In a few cases, where receipt and expenditure are not heavy, certain functions have been combined under a single major head, the functions themselves forming sub-major heads under the Major head.

**Sub Major Heads:-** A two digit code has been allotted, the code starting from 01 under each Major Head. Where no sub-major head exists it is allotted a Code '00'. The nomenclature 'General' has been allotted Code '80' so that even after further sub-major heads are introduced the Code for 'General' will continue to remain the last one.

**Minor Heads:-** These have been allotted a three digit code, the codes starting from '001' under each sub major/major head (where there is no sub-major head). Codes from '001' to '100' and few codes '750' to '900' have been reserved for certain standard minor heads. The coding pattern for minor heads has been designed in such a way that in respect of certain minor heads having a common nomenclature under many major/sub-major heads, the same three digit code is adopted as far as possible.

Under this scheme of codification, the receipt major heads (revenue account) are assigned the block numbers from 0020 to 1606, expenditure major heads (revenue account) from 2011 to 3606, expenditure major heads (capital account) from 4046 to 5475, major heads under 'Public Debt' from 6001 to 6004 and those under 'Loans and Advances', 'Inter-State Settlement' and 'Transfer to Contingency Fund' from 6075 to 7999. The code number 4000 has been assigned for Capital receipt major head. The only major head 'Contingency Fund' in Part II 'Contingency Fund' has been assigned the code number 8000. The major heads in the Public Account are assigned the code numbers from 8001 to 8999.

4. The transactions included in these accounts represent mainly the actual cash receipts and disbursements during the financial year April to March as distinguished from amounts due to or from Government during the same period. The cash basis system is, however, not entirely suitable for recording the transactions and presenting the true state of affairs of Government commercial undertakings run on commercial principles. The detailed accounts of this class of undertakings are, therefore, maintained outside the regular accounts in proper commercial form and are subject to test check by the Indian Audit and Accounts Department.

5. The figures of actuals shown in these accounts are net, after taking into account the recoveries, although the Demands for Grants presented to Legislature and the Appropriation Accounts are for gross expenditure and exclude the credits and recoveries which are otherwise taken as reduction of expenditure.

\*\*\*sn\*\*\*

---

---

**PART - I**

**SUMMARISED STATEMENTS**

---

---

STATEMENT  
SUMMARY OF

Receipts (1)	Actuals	
	1997-98 (2) (In lakhs of rupees)	1998-99 (3)
<b>PART I CONSOLIDATED (I) Revenue</b>		
<b>Receipt Heads (Revenue Account)</b>		
<b>A. Tax Revenue</b>		
<i>(a) Taxes on Income and Expenditure</i>		
0021. Taxes on Income other than Corporation Tax	59,52.00	40,88.00
0028. Other Taxes on Income and Expenditure	5,15.76	5,60.16
Total : (a) Taxes on Income and Expenditure	64,67.76	46,48.16
<i>(b) Taxes on Property and Capital Transactions</i>		
0029. Land Revenue	29.99	33.95
0030. Stamps and Registration Fees	1,44.02	1,23.20
Total : (b) Taxes on Property and Capital Transactions	1,74.01	1,57.15
<i>(c) Taxes on Commodities and Services</i>		
0039. State Excise	1,85.37	1,82.51
0040. Sales Tax	23,98.03	19,42.21
0041. Taxes on Vehicles	1,37.74	1,10.88
0042. Taxes on Goods and Passengers	38.05	32.29
0043. Taxes and Duties on Electricity	0.09	0.04
0045. Other Taxes and Duties on Commodities and Services	1,23.40	89.31
Total : (c) Taxes on Commodities and Services	28,82.68	23,57.24
Total : A. Tax Revenue	95,24.45	71,62.55
<b>B. Non-Tax Revenue</b>		
<i>(a) Fiscal Services</i>		
0047. Other Fiscal Services		.01
Total : (a) Fiscal Services		.01
<i>(b) Interest Receipts, Dividends and Profits</i>		
0049. Interest Receipts	90.86	81.65
0050. Dividends and Profits	0.12	*
Total : (b) Interest Receipts, Dividends and Profits	90.98	81.65

\* Rs. 120 only

NO.1  
TRANSACTIONS

	Disbursements (4)	Actuals	
		1997-98 (5) (In lakhs of rupees)	1998-99 (6)
<b>FUND</b>			
Expenditure Heads (Revenue Account)			
<b>A. General Services</b>			
(a) <i>Organs of State</i>			
2011.	Parliament/State/Union Territory Legislatures	3,73.49	3,98.24
2012.	President, Vice-President/Governor/Administrator of Union Territories	92.64	1,07.08
2013.	Council of Ministers	1,50.35	1,32.93
2014.	Administration of Justice	3,28.21	3,80.95
2015.	Elections	4,71.05	1,42.87
	<b>Total : (a) Organs of State</b>	<b>14,15.74</b>	<b>11,62.07</b>
(b) <i>Fiscal Services</i>			
(ii) <i>Collection of Taxes on Property and Capital Transactions</i>			
2029.	Land Revenue	7,32.45	5,83.63
2030.	Stamps and Registration	38.96	29.18
	<b>Total : (ii) Collection of Taxes on Property and Capital Transactions</b>	<b>7,71.41</b>	<b>6,12.81</b>
(iii) <i>Collection of Taxes on Commodities and Services</i>			
2039.	State Excise	78.67	81.22
2040.	Sales Tax	90.34	92.40
2041.	Taxes on Vehicles	1,10.19	1,13.54
2045.	Other Taxes and Duties on Commodities and Services	5.51	5.66
	<b>Total : (iii) Collection of Taxes on Commodities and Services</b>	<b>2,84.71</b>	<b>2,92.82</b>
(iv) <i>Other Fiscal Services</i>			
2047.	Other Fiscal Services	25.70	43.25
	<b>Total : (iv) Other Fiscal Services</b>	<b>25.70</b>	<b>43.25</b>
	<b>Total : (b) Fiscal Services</b>	<b>10,81.82</b>	<b>9,48.88</b>

**STATEMENT  
SUMMARY OF**

Receipts	Actuals	
(1)	1997-98 (2)	1998-99 (3)
	(In lakhs of rupees)	
<b>PART I CONSOLIDATED</b>		
<b>(I) Revenue</b>		
Receipt Heads (Revenue Account) - Contd.		
B. Non-Tax Revenue - Contd.		
(c) Other Non-Tax Revenue		
(i) General Services		
0051. Public Service Commission	3.02	3.47
0055. Police	49.44	75.12
0056. Jails	...	0.21
0058. Stationery and Printing	8.59	3.94
0059. Public Works	5,04.16	3,30.22
0070. Other Administrative Services	2,25.04	3,31.77
0071. Contributions and Recoveries towards Pension and Other Retirement Benefits	10.14	10.26
0075. Miscellaneous General Services	15,08.52	6,52.39
Total : (i) General Services	<u>23,08.91</u>	<u>14,07.38</u>
(ii) Social Services		
0202. Education, Sports, Art and Culture	62.44	41.99
0210. Medical and Public Health	18.32	16.00
0211. Family Welfare	1.20	0.15
0215. Water Supply and Sanitation	86.54	43.47
0216. Housing	37.25	26.22
0217. Urban Development	...	0.02
0220. Information and Publicity	3.06	3.84
0230. Labour and Employment	1.88	1.25
0235. Social Security and Welfare	46.22	2.04
0250. Other Social Services	0.15	0.41
Total : (ii) Social Services	<u>2,57.06</u>	<u>1,35.39</u>

NO.1  
TRANSACTIONS

Disbursements (4)	Actuals	
	1997-98 (5)	1998-99 (6)
(In lakhs of rupees)		
FUND - Contd.		
Contd.		
Expenditure Heads (Revenue Account) - Contd.		
A. General Services - Concl'd.		
(c) Interest Payments and Servicing of Debt		
2049. Interest Payments	78,89.93	91,28.11
Total : (c) Interest Payments and Servicing of Debt	78,89.93	91,28.11
(d) Administrative Services		
2051. Public Service Commission	68.68	64.49
2052. Secretariat - General Services	9,41.70	10,68.75
2053. District Administration	5,89.19	6,27.49
2054. Treasury Accounts and Administration	2,19.49	2,24.80
2055. Police	89,16.18	86,71.54
2056. Jails	2,97.06	3,28.61
2058. Stationery and Printing	1,73.27	1,63.68
2059. Public Works	(-)2,12.79	7,36.96
2070. Other Administrative Services	7,05.46	7,26.11
Total : (d) Administrative Services	1,16,98.24	1,26,12.43
(e) Pensions and Miscellaneous General Services		
2071. Pensions and Other Retirement Benefits	53,83.69	53,66.63
2075. Miscellaneous General Services	28.05	26.22
Total : (e) Pensions and Miscellaneous General Services	54,11.74	53,92.85
Total : A. General Services	2,74,97.47	2,92,44.34

STATEMENT  
SUMMARY OF

Receipts  (1)	Actuals	
	1997-98 (2) (In lakhs of rupees)	1998-99 (3)
PART I CONSOLIDATED (I) Revenue		
Receipt Heads (Revenue Account) - Contd.		
B. Non-Tax Revenue - Concl'd.		
(c) Other Non-Tax Revenue - Concl'd.		
(iii) Economic Services		
0401. Crop Husbandry	13.39	13.26
0402. Soil and Water Conservation	0.05	0.27
0403. Animal Husbandry	14.53	13.39
0404. Dairy Development	8.97	6.12
0405. Fisheries	5.99	5.69
0406. Forestry and Wild Life	2,97.97	70.46
0407. Plantations	...	...
0408. Food Storage and Warehousing	0.12	0.30
0415. Agricultural Research & Education	0.09	...
0425. Co-operation	4.15	5.37
0435. Other Agricultural Programmes	5.89	6.83
0515. Other Rural Development Programmes	6.04	4.09
0552. North Eastern Areas	...	0.06
0701. Major and Medium Irrigation	42.49	18.48
0702. Minor Irrigation	3.22	0.38
0801. Power	8,71.68	13,04.19
0802. Petroleum	0.05	0.02
0810. Non Conventional Sources of Energy	3.05	8.66
0851. Village and Small Industries	13.56	12.12
0852. Industries	6.74	5.87
0853. Non-ferrous Mining and Metallurgical Industries	0.21	0.10
0875. Other Industries	68.97	24.41
1054. Roads and Bridges	25.64	24.87
1425. Other Scientific Research	0.45	0.48
1452. Tourism	5.19	0.64
1475. Other General Economic Services	1.95	1.78
Total : (iii) Economic Services	14,00.39	15,27.84
Total : (c) Other Non-Tax Revenue	39,66.36	30,70.61
Total : B. Non-Tax Revenue	40,57.34	31,52.27



NO.1  
TRANSACTIONS

Disbursements (4)	Actuals	
	1997-98 (5) (In lakhs of rupees)	1998-99 (6) (In lakhs of rupees)
FUND - Contd.		
Contd.		
Expenditure Heads (Revenue Account) - Contd.		
<b>B. Social Services</b>		
(a) Education, Sports, Art and Culture		
2202. General Education	1,78,20.75	1,76,13.26
2203. Technical Education	1,29.85	1,32.16
2204. Sports and Youth Services	19,13.23	7,59.10
2205. Art and Culture	2,32.12	2,39.68
Total : (a) Education, Sports, Art and Culture	2,00,95.95	1,87,44.20
(b) Health and Family Welfare		
2210. Medical and Public Health	39,62.83	40,65.66
2211. Family Welfare	6,22.05	7,39.35
Total : (b) Health and Family Welfare	45,84.88	48,05.01
(c) Water Supply, Sanitation, Housing and Urban Development		
2215. Water Supply and Sanitation	3,28.15	8,18.04
2216. Housing	1,67.35	2,23.81
2217. Urban Development	4,42.41	4,53.05
Total : (c) Water Supply, Sanitation, Housing and Urban Development	9,37.91	14,94.90
(d) Information and Broadcasting		
2220. Information and Publicity	1,62.11	2,75.36
Total : (d) Information and Broadcasting	1,62.11	2,75.36
(e) Welfare of Scheduled Castes, Scheduled Tribes and Other Backward Classes		
2225. Welfare of Scheduled Castes, Scheduled Tribes and Other Backward Classes	20,48.92	23,53.52
Total : (e) Welfare of Scheduled Castes, Scheduled Tribes and Other Backward Classes	20,48.92	23,53.52

STATEMENT  
SUMMARY OF

Receipts  (1)	Actuals	
	1997-98 (2) (In lakhs of rupees)	1998-99 (3)
PART I CONSOLIDATED (I) Revenue -		
Receipt Heads (Revenue Account) - Contd.		
<b>C. Grants-In-Aid and Contributions</b>		
1601. Grants-in-aid from Central Government	4,75,89.21	5,02,83.13
1603. States' Share of Union Excise Duties	2,51,30.00	2,90,80.00
<b>Total : C Grants-In-Aid and Contributions</b>	<u>7,27,19.21</u>	<u>7,93,63.13</u>
<b>Total : Receipt Heads (Revenue Account)</b>	<u>8,63,01.00</u>	<u>8,96,77.95</u>

NO.1  
TRANSACTIONS

Disbursements (4)	Actuals	
	1997-98 (5) (In lakhs of rupees)	1998-99 (6)
FUND - Contd. Contd.		
Expenditure Heads (Revenue Account) - Contd.		
<b>B. Social Services - Concl'd.</b>		
<i>(f) Labour and Labour Welfare</i>		
2230. Labour and Employment	2,73.19	2,51.92
Total : (f) Labour and Labour Welfare	2,73.19	2,51.92
<i>(g) Social Welfare and Nutrition</i>		
2235. Social Security and Welfare	18,23.75	20,83.57
2236. Nutrition	1,91.94	2,32.66
2245. Relief on account of Natural Calamities	1,96.00	2,82.00
Total:(g) Social Welfare and Nutrition	22,11.69	25,98.23
<i>(h) Others</i>		
2250. Other Social Services	51.23	26.14
2251. Secretariat - Social Services	1,47.73	1,81.65
Total : (h) Others	1,98.96	2,07.79
Total : B. Social Services	3,05,13.61	3,07,30.93
<b>C. Economic Services</b>		
<i>(a) Agriculture and Allied Activities</i>		
2401. Crop Husbandry	17,73.05	18,10.00
2402. Soil and Water Conservation	10,48.86	5,53.12
2403. Animal Husbandry	13,70.99	12,97.83
2404. Dairy Development	86.93	40.36
2405. Fisheries	6,12.79	5,90.23
2406. Forestry and Wild Life	10,54.58	15,51.77
2407. Plantations	15.15	15.92
2408. Food Storage and Warehousing	3,80.61	3,20.11
2415. Agricultural Research and Education	1,71.10	1,20.55
2425. Co-operation	4,29.02	4,31.23
2435. Other Agricultural Programmes	6.68	4.02
Total:(a) Agriculture and Allied Activities	69,49.76	67,35.14

STATEMENT  
SUMMARY OF

Receipts	Actuals	
	1997-98	1998-99
(1)	(2)	(3)
	(In lakhs of rupees)	

PART I CONSOLIDATED  
(I) Revenue -

NO.1  
TRANSACTIONS

	Actuals		
	1997-98 (5)	1998-99 (6)	
Disbursements (4)	(In lakhs of rupees)		
FUND - Contd.			
Contd.			
Expenditure Heads (Revenue Account) - Contd.			
C. Economic Services - Contd.			
(b) Rural Development			
2501.	Special Programmes for Rural Development	97.19	1,34.20
2505.	Rural Employment	7,13.23	11,84.87
2515.	Other Rural Development Programmes	8,55.71	6,28.13
	Total : (b) Rural Development	16,66.13	19,47.20
(c) Special Areas Programmes			
2552.	North Eastern Areas	91.04	17.33
	Total : (c) Special Areas Programmes	91.04	17.33
(d) Irrigation and Flood Control			
2701.	Major and Medium Irrigation	7,49.81	9,74.14
2702.	Minor Irrigation	2,14.08	2,77.15
2705.	Command Area Development	3,11.13	3,09.50
2711.	Flood Control and Drainage	5,21.99	5,73.55
	Total : (d) Irrigation and Flood Control	17,97.01	21,34.34
(e) Energy			
2801.	Power	69,18.92	42,09.43
2810.	Non-Conventional Sources of Energy	34.30	28.81
	Total : (e) Energy	69,53.22	42,38.24
(f) Industry and Minerals			
2851.	Village and Small Industries	17,60.51	14,79.70
2852.	Industries	29.34	40.46
2853.	Non-ferrous Mining and Metallurgical Industries	1,21.00	64.46
	Total : (f) Industry and Minerals	19,10.85	15,84.62
(g) Transport			
3054.	Roads and Bridges	6,50.59	11,46.98
3055.	Transport	13.94	16.72
	Total : (g) Transport	6,64.53	11,63.70

STATEMENT  
SUMMARY OF

Receipts	Actuals	
(1)	1997-98 (2) (In lakhs of rupees)	1998-99 (3)

PART I CONSOLIDATED  
(I) Revenue -

## (2) Capital, Public Debt, Loans etc.

<b>E. Public Debt</b>			
6003.	Internal Debt of the State Government	6,02,44.76	6,53,48.56
6004.	Loans and Advances from the Central Government	1,33,29.60	1,47,15.02
	<b>Total : E. Public Debt</b>	<b>7,35,74.36</b>	<b>8,00,63.58</b>
<b>F. Loans and Advances</b>			
	Recoveries of Loans and Advances	61.90	39.41
	<b>Total : F. Loans and Advances</b>	<b>61.90</b>	<b>39.41</b>
	<b>Total : Consolidated Fund</b>	<b>15,99,37.26</b>	<b>16,97,80.94</b>

NO.1  
TRANSACTIONS

Disbursements (4)	Actuals	
	1997-98 (5) (In lakhs of rupees)	1998-99 (6)
FUND - Concl'd.		
Concl'd.		
Expenditure Heads (Revenue Account) - Concl'd.		
<b>C. Economic Services - Concl'd.</b>		
<i>(i) Science, Technology and Environment</i>		
3425. Other Scientific Research	42.33	49.36
3435. Ecology and Environment	24.73	67.93
Total : <i>(i) Science, Technology and Environment</i>	67.06	1,17.29
<i>(j) General Economic Services</i>		
3451. Secretariat - Economic Services	6,53.93	7,28.32
3452. Tourism	1,30.83	88.78
3453. Foreign Trade and Export Promotion	...	...
3454. Census Surveys and Statistics	2,73.85	2,74.02
3475. Other General Economic Services	74.98	72.27
Total : <i>(j) General Economic Services</i>	11,33.59	11,63.40
Total : <b>C. Economic Services</b>	2,12,33.19	1,91,01.26
Total : <b>Expenditure Heads (Revenue Account)</b>	7,92,44.27	7,90,76.53
Revenue Surplus	70,56.73	1,06,01.42
<b>(2) Capital, Public Debt, Loans etc.</b>		
Expenditure Heads (Capital Account)		
(Figures for each Major Head are given in Statement No.2)		
	2,54,56.06	2,14,24.65
<b>E. Public Debt</b>		
6003. Internal Debt of the State Government	4,15,11.44	4,24,49.02
6004. Loans and Advances from the Central Government	74,66.21	98,59.11
Total : <b>E. Public Debt</b>	4,89,77.65	5,23,08.13
<b>F. Loans and Advances</b>		
Loans and Advances	6,38.18	44.35
Total : <b>F. Loans and Advances</b>	6,38.18	44.35
Total : <b>Consolidated Fund</b>	15,43,16.16	15,28,53.66

STATEMENT  
SUMMARY OF

Receipts (1)	Actuals	
	1997-98 (2) (In lakhs of rupees)	1998-99 (3)
<b>PART III - PUBLIC</b>		
I. Small Savings, Provident Funds, etc. (B)	53,47.40	52,50.88
J. Reserve Funds (C)		
Reserve Funds not bearing Interest	1,96.56	2,75.95
K. Deposits and Advances (C)		
Deposits not bearing Interest	1,43,49.71	71,68.07
Advances	1,64.30	4,04.54
L. Suspense and Miscellaneous (C)	2,29,72.78	3,15,36.79
M. Remittances (C)	5,13,72.33	3,82,22.94
<b>Total : Public Account</b>	<b>9,44,03.08</b>	<b>8,28,59.17</b>
<b>Total : Receipts</b>	<b>25,43,40.34</b>	<b>25,26,40.12</b>
Opening Cash Balance :	(-) 36,22.44	1,66.76
<b>Grand Total :</b>	<b>25,07,17.90</b>	<b>25,28,06.88</b>

(B) A more detailed account is given in Statement No.16

(C) A more detailed account is given in Statement No.15



NO.1  
TRANSACTIONS

Disbursements (4)	Actuals	
	1997-98 (5)	1998-99 (6)
	(In lakhs of rupees)	
<b>I. Small Savings, Provident Funds, etc. (B)</b>	34,37.88	45,07.83
<b>J. Reserve Funds (C)</b>		
Reserve Funds not bearing Interest	0.05	0.57
<b>K. Deposits and Advances (C)</b>		
Deposits bearing Interest	...	...
Deposits not bearing Interest	91,08.85	72,60.53
Advances	1,67.29	4,73.37
<b>L. Suspense and Miscellaneous (C)</b>	2,39,57.43	3,40,16.22
<b>M. Remittances (C)</b>	5,95,63.48	3,97,85.15
<b>Total : Public Account</b>	<u>9,62,34.98</u>	<u>8,60,43.67</u>
<b>Total : Disbursements</b>	<u>25,05,51.14</u>	<u>23,88,97.33</u>
<b>Closing Cash Balance :</b>	<u>1,66.76</u>	<u>1,39,09.55</u>
<b>Grand Total :</b>	<u>25,07,17.90</u>	<u>25,28,06.88</u>

(B) A more detailed account is given in Statement No.16  
(C) A more detailed account is given in Statement No.15

## STATEMENT NO.1 - Contd.

## Explanatory Notes

1. The transactions on revenue account resulted in surplus of Rs.70.57 crores in 1998-99 as against surplus of Rs. 112.60 crores in 1997-98. Taking into account the transactions other than on revenue account, Public Account, there was an overall surplus of Rs.37.89 crores during 1998-99 as against surplus of Rs.54.56 crores during 1998-99 as indicated below :-

(1)	1997-98 (2)	1998-99 (3)
	(In crores of rupees)	
Opening Cash Balance	(-) 36.22	1.67
<i>Part I - Consolidated Fund</i>		
(a) Transactions on Revenue Account		
(i) Receipts	8,63.01	8,96.78
(ii) Expenditures	7,92.44	7,90.77
(iii) Revenue surplus (+)/ deficit (-)	(+) 70.57	(+) 1,06.01
(b) Transactions other than on Revenue Account		
(i) Capital expenditure-Payments (-)	(-) 2,54.56	(-) 2,14.25
(ii) Public Debt (net) -Receipts (+)/ Payments (-)	(+) 2,45.96	(+) 2,77.55
(iii) Loans and Advances by the State Government (net) - Payments (-)	(-) 5.76	(-) 0.05
Total : Consolidated Fund - (net) "A"	(+) <u>56.21</u>	(+) <u>1,69.26</u>
<i>Part III - Public Account</i>		
Small Savings, Provident Funds, Reserve Funds, Deposits and Advances and Suspense and Miscellaneous (net)-Receipts (+)/ Payments (-)	(+) 63.59	(-) 16.22
Remittances (net)-Receipts (+)/ Payments (-)	(-) 81.91	(-) 15.62
Total : Public Account (net) -Receipts (+)/ Payments (-)	(-) <u>18.32</u>	(-) <u>31.84</u>
Overall deficit (-)/surplus (+)	37.89	(+) 1,37.42
Closing Cash Balance	"A" 1.67	1,39.09

## STATEMENT NO.1 - Contd.

2.(a) Receipts from Government of India: Of the revenue receipts of Rs.8,96.78 crores in 1998-99, Rs.8,34.51 crores were received from the Government of India as follows :-

	Amount (In crores of rupees)
(i) Share of net proceeds of Taxes on Income other than Corporation Tax	40.88
Union Excise Duties	2,90.80
(ii) Grants-in-aid from the Central Government	5,02.83
Total :	<u>8,34.51</u>

(b) Revenue raised by the Government :

The revenue raised by the State Government was Rs. 62.27 crores and comprised of the following :

	(In crores of rupees )
(i) Tax Revenue	30.75
(ii) Non-Tax Revenue	31.52
	<u>62.27</u>

3. Taxation changes during the year : No new tax was levied during the year.

4. Revenue receipts : There was a net increase of Rs. 33.77 crores in the revenue receipts from Rs.8,63.01 crores in 1997-98 to Rs.8,96.78 crores in 1998-99. The increase occurred mainly under :-

Major head of account (1)	Increase (2)	Main reasons (3)
	(In crores of rupees)	
0028. Other taxes on Income and Expenditure	0.44	More receipts on Professional trades etc.
0070. Other Administrative Service	1.07	More receipts under other receipts .
0801. Power	4.32	More collection from consumers.
1601. Grants-in-aid from Central Govt.	26.94	Increase in Grant-in-aid from Central Government.
1603. State's Share of Union Excise Duties	39.50	Increase in State Share of Union Excise Duties.

These increases were partly off-set by decreases mainly under :-

0021. Taxes on Income other than Corporation tax	18.64	Less receipt under net proceeds of Income other than Corporation tax.
0040. Sales Taxes	4.56	Less collection on Sales Taxes
0059. Public Works	1.74	Less collection under Other Receipts
0075. Miscellaneous General Services	8.51	Less collection on State Lotteries

## STATEMENT NO.1 - Concl'd.

Major head of account (1)	Decrease (2)	Main reasons (3)
(In crores of rupees)		
0202. Edn, Sports Arts and Culture	0.21	Less collection under Elementary Education
0406. Forestry & Wild Life	2.28	Less receipt under other receipts.

5. Expenditure on Revenue Account : There was a net decrease of Rs. 1.67 crores in the expenditure on Revenue account from Rs.7,92.44 crores in 1997-98 to Rs.7,90.77 crores in 1998-99. The decrease occurred mainly under :-

Major head of account (1)	Decrease (2)	Main reasons (3)
(In crores of rupees)		
2015. Elections	3.28	Less expenditure under charges for conduct of elections to parliament (Rs. 5 lakhs only)
2029. Land Revenue	1.48	Less expenditure on Survey & Settlement operation
2204. Sports & Youth Services	11.54	Less expenditure on sports and Games (Rs.2.81 against 13.48 in previous year).
2515. Other Rural Development Programmes	2.28	Less expenditure on Panchayati Raj and Community Development Programme
2801. Power	27.10	Less expenditure on purchase of power (Rs. 9.14 as against 64.89 in previous year).
2851. Village & Small Industries	2.81	Less expenditure on Handicraft, Handloom & Sericulture Industries.

These decreases were partly off-set by increases as under :

Major Head of Account	Increase (In crores of rupees)	Main Reasons
2049. Interest Payments	12.39	Interest on internal debt (25.34 crores) which offset by less payment in interest on loans and advances (14.89 crores).
2059. Public Works	9.50	Increase in other expenditure
2215. Water Supply and Sanitation	4.90	Increase in Sewarage and sanitation (Rs.4.21 crores)
2225. Welfare of Scheduled Castes, Scheduled Tribe and Other backward Classes	3.05	Increase in other expenditure (Rs. 2.36 crores).
2406. Forestry & Wild Life	4.97	More expenditure on Direction and Administration and Social & Farm forestry
2505. Rural Employment	4.72	More expenditure on National Rural employment programme (Rs. 7.40 crores)
3054. Roads & Bridges	4.96	More expenditure on State Highway (Rs. 3.08 crores)

## STATEMENT NO. 2

## CAPITAL OUTLAY-PROGRESSIVE CAPITAL OUTLAY TO THE END OF 1998-99

Nature of expenditure	Expenditure to the end of 1997-98	Expenditure during 1998-99	Expenditure to the end of 1998-99
(1)	(2)	(3)	(4)
(In lakhs of rupees)			
4059. Capital Outlay on Public Works	88,09.56	5,09.37	93,18.93
4070. Capital Outlay on Other Administrative Services	64.27	...	64.27
4202. Capital Outlay on Education, Sports, Art and Culture	1,41,39.88	19,23.23	1,60,63.11
4210. Capital Outlay on Medical and Public Health	20,18.07	1,70.12	21,88.19
4211. Capital Outlay on Family Welfare	3,20.24	...	3,20.24
4215. Capital Outlay on Water Supply and Sanitation	2,75,27.81	30,29.53	3,05,57.34
4216. Capital Outlay on Housing	62,34.51	8,62.00	70,96.51
4217. Capital Outlay on Urban Development	21,65.17	41.12	22,06.29
4220. Capital Outlay on Information and Publicity	17.05	0.42	17.47
4225. Capital Outlay on Welfare of Scheduled Castes, Scheduled Tribes and other Backward Classes	1,34.99	...	1,34.99
4235. Capital Outlay on Social Security and Welfare	1,62.33	2.54	1,64.87
4250. Capital Outlay on other Social Services	1,51.10	2.45	1,53.55
4401. Capital Outlay on Crop Husbandry	10,17.26	11.52	10,28.78
4402. Capital Outlay on Soil and Water Conservation	18,38.89	1.69	18,40.58
4403. Capital Outlay on Animal Husbandry	8,14.38	5.77	8,20.15
4404. Capital Outlay on Dairy Development	1,15.78	1.50	1,17.28
4405. Capital Outlay on Fisheries	2,87.73	0.50	2,88.23
4406. Capital Outlay on Forestry and Wild Life	7.42	...	7.42

## STATEMENT NO. 2 - Contd.

## CAPITAL OUTLAY-PROGRESSIVE CAPITAL OUTLAY TO THE END OF 1998-99

Nature of expenditure (1)	Expenditure to the end of 1997-98 (2)	Expenditure during 1998-99 (3)	Expenditure to the end of 1998-99 (4)
	(In lakhs of rupees)		
4408. Capital Outlay on Food Storage and Warehousing	5,30.76	77.92	6,08.68
4415. Capital Outlay on Agricultural Research and Education	9,05.32	80.00	9,85.32
4416. Investments in Agricultural Financial Institutions	1,28.36	84.71	2,13.07
4425. Capital Outlay on Co-operation	17,04.58	18.19	17,22.77
4515. Capital Outlay on other Rural Development Programmes	33.25	6.93	40.18
4552. Capital Outlay on North Eastern Areas	61,74.44	6,58.45	68,32.89
4701. Capital Outlay on Major and Medium Irrigation	3,68,26.19	27,96.97	3,96,23.16
4702. Capital Outlay on Minor Irrigation	39,94.77	3,18.24	43,13.01
4705. Capital Outlay on Command Area Development	13.61	...	13.61
4711. Capital Outlay on Flood Control Projects	43,76.95	2,27.29	46,04.24
4801. Capital Outlay on Power Projects	3,92,56.20	49,76.23	4,42,32.43
4851. Capital Outlay on Village and Small Industries	12,17.20	4,77.31	16,94.51
4852. Capital Outlay on Iron and Steel Industries	17.11	35.04	52.15
4853. Capital Outlay on Non -Ferrous Mining and Metallurgical Industries	38.37	...	38.37
4854. Capital Outlay on Cement and Non-metallic Mineral Industries	29.85	...	29.85
4859. Capital Outlay on Telecommunication and Electronic Industries	1,89.40	...	1,89.40

## STATEMENT NO. 2 - Concl'd.

## CAPITAL OUTLAY-PROGRESSIVE CAPITAL OUTLAY TO THE END OF 1998-99

Nature of expenditure (1)	Expenditure to the end of 1997-98 (2)	Expenditure during 1998-99 (3)	Expenditure to the end of 1998-99 (4)
	(In lakhs of rupees)		
4860. Capital Outlay on Consumer Industries	21,52.12	2,73.76	24,25.88
4885. Other Capital Outlay on Industries and Minerals	3,07.55	...	3,07.55
5054. Capital Outlay on Roads and Bridges	4,58,86.81	46,54.55	5,05,41.36
5055. Capital Outlay on Road Transport	29,40.28	1,54.91	30,95.19
5425. Capital Outlay on other Scientific and Environmental Research	73.58	6.77	80.35
5452. Capital Outlay on Tourism	4,77.90	15.62	4,93.52
<b>Total :</b>	21,31,01.04	2,14,24.65	23,45,25.69

## Explanatory Notes

1. The Government invested Rs.2,39.49 lakhs during 1998-99 in Statutory Corporations (Rs.1,47.00 lakhs), and Co-operative Institutions (Rs.92.49 lakhs). The details of the Government investments as at the end of March 1998 are given in Statement No.13. The investments as at the end of 1996-97, 1997-98 and 1998-99 as also Dividend/Interest received by the Government thereon during those years are given in Appendix at the last page.

2. The financial results of the working of the departmentally managed Commercial Undertakings as disclosed in the latest available Proforma Accounts are as follows :

## (i) 4408 Capital Outlay on Food Storage and Warehousing :

The accumulated loss by the Food and Civil Supply Department on the "Scheme for purchase of food grains" to the end of March 1986, the year upto which Proforma Accounts have been received was Rs.73.91 crores. The accounts for the years from 1986-87 to 1998-99 were in arrears.

## (ii) 4801 Capital Outlay on Power Projects :

The accumulated loss sustained by the Manipur Electric Supply Undertakings to the end of 1982-83, the year upto which Proforma Accounts have been received was Rs.59.19 crores. The accounts for the years 1983-84 to 1998-99 were in arrears.

## STATEMENT NO. 3

## DEBT POSITION

## (i) STATEMENT OF BORROWINGS

Nature of borrowing (1)	Balance on 1st April 1998 (2)	Receipts during the year (3)	Repayments during the year (4)	Balance on 31st March 1999 (5)	Net increase+ decrease- (6)
(In crores of rupees)					
<b>E. Public Debt</b>					
1. Internal Debt of the State Govt.	5,05.23	6,53.49	4,24.49	7,34.23	(+) 2,29.00
2. Loans & Advances from the Central Government	2,86.34	1,47.15	98.59	3,34.90	(+) 48.56
<b>Total : Public Debt</b>	<b>7,91.57</b>	<b>8,00.64</b>	<b>5,23.08</b>	<b>10,69.13</b>	<b>(+) 2,77.56</b>
<b>I. Small Savings, Provident Funds etc.</b>					
	1,72.22	52.51	45.08	1,79.65	(+) 7.43
<b>Grand Total :</b>	<b>9,63.79</b>	<b>8,53.15</b>	<b>5,68.16</b>	<b>12,48.78</b>	<b>(+) 2,84.99</b>

No law has been passed by the Legislature of the State under the provisions of Article 293 of the Constitution laying down the limit within which Government may borrow on the security of the Consolidated Fund of the State.

## Explanatory Notes

1. **Internal Debt of the State Government** - This covers mainly long term loans raised in the open market, borrowings from autonomous bodies like the Life Insurance Corporation of India, National Co-operative Development Corporation, etc., and borrowings of a purely temporary nature repayable within twelve months, such as ways and means advances from the Reserve Bank of India.

## (i) Market Loans bearing interest

During the year, a loan of Rs.29.28 crores was raised redeemable at par in 2008 and carrying 13.05 per cent interest.

## (ii) Loans from the Life Insurance Corporation of India

The State Government received Rs.3.49 crores as loans from the Life Insurance Corporation of India during the year 1998-99 and paid Rs.1.92 crore in repayment of outstanding loans. The State Government did not raise any loans from the General Insurance Corporation of India during 1998-99 and paid Rs.0.36 crore in repayment of the outstanding loans.

## (iii) Loans from the National Bank for Agricultural and Rural Development

These loans are meant for contribution to Share Capital of the Co-operative Credit Institutions.



## STATEMENT NO. 3 - Contd.

## DEBT POSITION

## (i) STATEMENT OF BORROWINGS

## (iv) Loans from other Institutions

Position of loans is given in Annexure to Statement No. 16.

## (v) Ways and Means Advances from the Reserve Bank of India

These are borrowings of the purely temporary nature to cover the deficit in the minimum cash balance of Rs.10 lakhs required to be maintained with the Bank. In addition to the Ways and Means Advances, Overdrafts are given by the Bank if the State Government has a minus balance even after availing of the maximum advance. The State Government obtained Ways and Means Advances and Overdrafts to the extent indicated below from the Reserve Bank of India during 1998-99.

	Opening balance (1)	Receipts (2)	Repayments (3)	Closing balance (4)	Interest paid (5)
(In crores of rupees)					
1) Ways & Means Advances	8.00	2,24.13	2,04.47	27.66	0.83
2) Shortfall and Overdrafts	2,04.90	3,84.50	2,06.13	3,83.27	0.80
Total :	<u>2,12.90</u>	<u>6,08.63</u>	<u>4,10.60</u>	<u>4,10.93</u>	<u>1.63</u>

2. Loans and Advances from the Central Government - Details of loans taken by the State from Government of India are given in Annexure to Statement No. 16.

Arrangements for amortisation - The Government of Manipur have not considered any arrangement necessary for amortisation of loans taken from Government of India ; their view is that in the present context when all the resources available with the State are mobilised for financing development schemes and when no real surplus is available for redemption of debt, there is no reason for disturbing the revenue accounts by including provision for non-obligatory sinking funds for repayment of loans.

3. Small Savings, Provident Funds, etc. - This comprises the provident fund balances of Government servants and certain other funds. The particulars are given in Statement No. 16.

## STATEMENT NO. 3 - Contd.

## DEBT POSITION

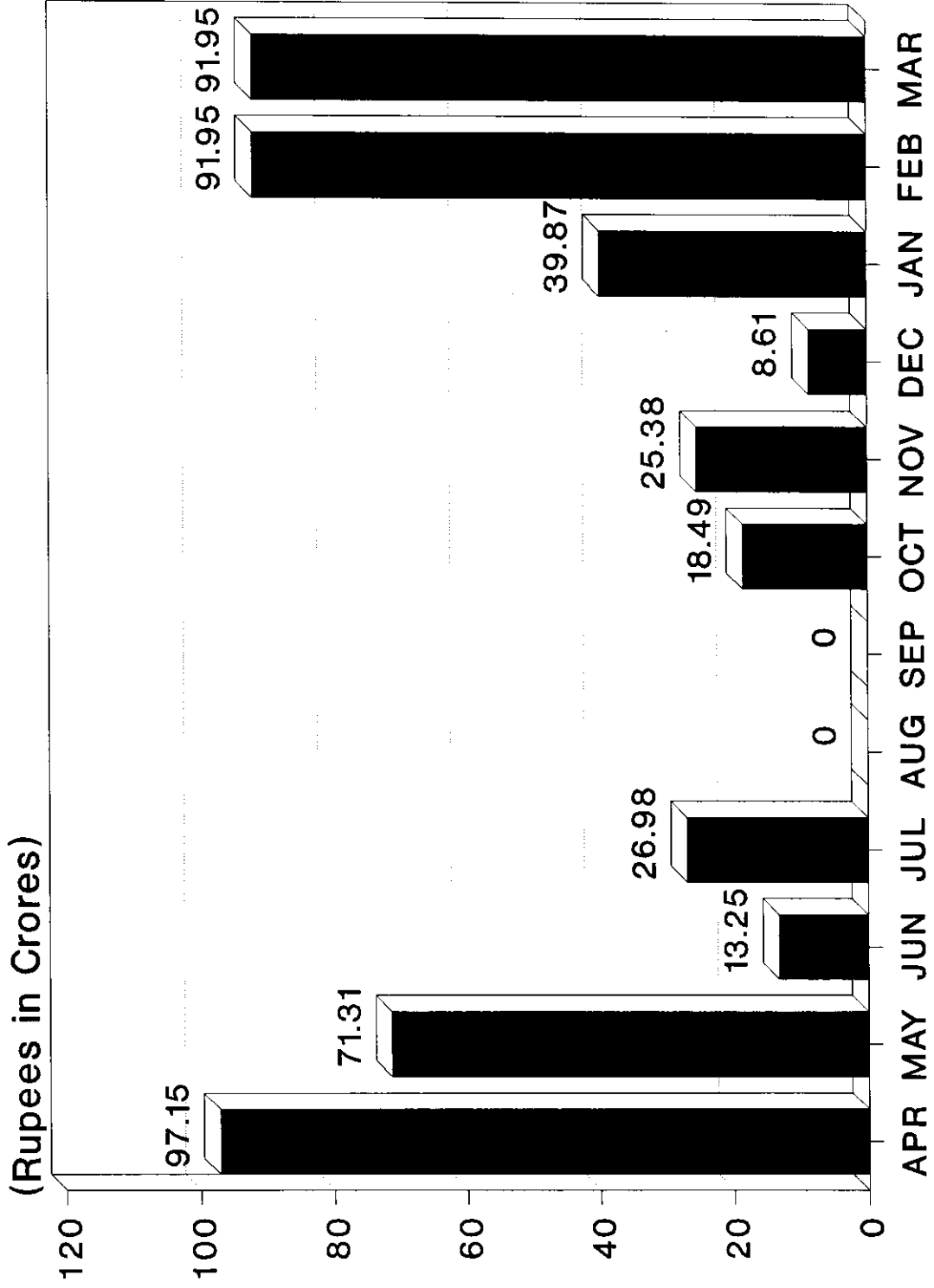
## (i) STATEMENT OF BORROWINGS

## (ii) OTHER OBLIGATIONS

In addition to the above, the balances at the credit of earmarked and other funds as also certain deposits, to the extent to which they have not been invested but are merged with the general cash balance of Government, also constitute the liability of Government. The amount of such liability at the end of 1998-99 was Rs.1,81.31 crores as shown below; further details are given in Statement Nos. 15 and 18 :

Nature of borrowing (1)	Balance on 1st April 1998 (2)	Receipts during the year (3)	Repayments during the year (4)	Balance on 31st March 1999 (5)	Net increase+ decrease- (6)
(In crores of rupees)					
Interest bearing obligations -					
Deposits of Local Funds, etc.	2.36	...	...	2.36	...
Non-Interest bearing obligations -					
(i) Other earmarked funds, etc.	8.33	2.76	...	11.09	(+) 2.76
(ii) Deposits of Local Funds, Civil Deposits, etc.	<u>1,68.79</u>	<u>71.68</u>	<u>72.61</u>	<u>1,67.86</u>	<u>(-) 0.93</u>
Total :	<u>1,79.48</u>	<u>74.44</u>	<u>72.61</u>	<u>1,81.31</u>	<u>(+) 1.83</u>

# OVERDRAFT OF THE STATE DURING 1998-99





## STATEMENT NO. 3 - Concl'd.

## DEBT POSITION

## (i) STATEMENT OF BORROWINGS

## (iii) SERVICE OF DEBT

Interest on debt and other obligations - The outstanding gross debt and other obligations and the total net amount met from revenue during 1997-98 and 1998-99 on interest charged thereon were as shown below :

year	1997-98	1998-99	Net increase + decrease - during the
	(1)	(2)	(3)
	(In crores of rupees)		
Gross debt outstanding at the end of the year	9,63.79	12,48.78	(+) 2,84.99
Other obligations at the end of the year	1,79.48	1,81.31	(+) 1.83
(i) Interest paid by Government -			
On Public Debt and Small Savings, Provident Funds, etc.	78.90	91.28	(+) 12.38
(ii) Deduct -			
(a) Interest received on loans and advances given by Government	0.12	0.17	(+) 0.05
(b) Interest realised on investment of cash balances	0.78	0.65	(-) 0.13
(iii) Net amount of interest charges	78.00	90.46	(+) 12.46
Percentage of gross interest			
[Item (i)] to total revenue receipts	9.14	10.18	
Percentage of net interest [Item (iii)] to total revenue receipts	9.04	10.09	

**STATEMENT NO. 4**  
**LOANS AND ADVANCES BY THE STATE GOVERNMENT**  
**(i) STATEMENT OF LOANS AND ADVANCES**

Category of loan and advances	Outstan- ding on 1st April 1998	Paid during the year	Repaid during the year	Outstan- ding on 31st March 1999	Net addition(+) reduction(-) during the year
(1)	(2)	(3)	(4)	(5)	(6)
(In lakhs of rupees)					
6202. Loans for Education, Sports, Art and Culture	10.73	...	...	10.73	...
6215. Loans for Water Supply and Sanitation	5,67.91	...	...	5,67.91	...
6216. Loans for Housing	19,80.92	...	0.15	19,80.77	(-) 0.15
6217. Loans for Urban Development	88.69	...	...	88.69	...
6225. Loans for Welfare of Scheduled Castes/ Scheduled Tribes and Other Backward Classes	2.40	...	...	2.40	...
6235. Loans for Social Security and Welfare	34.68	...	...	34.68	...
6401. Loans for Crop Husbandry	1,25.79	...	...	1,25.79	...
6403. Loans for Animal Husbandry	0.50	...	...	0.50	...
6405. Loans for Fisheries	22.40	...	0.41	21.99	(-) 0.41
6425. Loans for Co-operation	9,52.59	23.87	3.23	9,73.23	(+) 20.64
6515. Loans for Other Rural Development Programmes	0.78	...	...	0.78	...
6851. Loans for Village and Small Industries	6,03.28	2.00	0.40	6,04.88	(+) 1.60
7610. Loans to Government Servants, etc.	4,90.74	18.48	35.22	4,74.00	(-) 16.74
7615. Miscellaneous Loans	8.46	...	...	8.46	...
Total :	48,89.87	44.35	39.41	48,94.81	(+) 4.94

Note : (A) A more detailed account is given in Statement No. 17.

**(ii) RECOVERIES IN ARREARS**

(a) The arrears in recovery of the loans given to the Imphal Municipality, detailed accounts of which are maintained in Accounts Office were Rs.8.30 lakhs (Principal Rs.2.62 lakhs and Interest Rs.5.68 lakhs) on 31st March, 1999.

(b) The position of arrears in recovery of Loans as on 31st March, 1999 detailed accounts of which are maintained by departmental officers has not been received from departments (September, 1999).

## STATEMENT NO. 5

GUARANTEES GIVEN BY THE GOVERNMENT FOR REPAYMENT OF LOANS, ETC. RAISED BY THE STATUTORY CORPORATIONS, LOCAL BODIES AND OTHER INSTITUTIONS

The Guarantees given by the Government are given below :-

Loans	Maximum amount. Guaranteed (Principal only )	Sum Guaranteed outstanding as on 31st March 1999	Interest
(1)	(2)	(3)	(4)
(i) Raised by Manipur State Road Transport Corporation from Industrial Development Bank of India for purchase of 60 buses and 20 trucks	3,00.00	(a)	
(a)			
(ii) (a) Raised by Manipur State Apex Long Term Co-operatives Housing Society Limited from Life Insurance Corporation of India for payment of Housing Loan to the members of the Society	(a) 1,25.00 75.00	2.00	
(a)			
(b) Housing and Urban Development Corporation, New Delhi	(b) 1,61.20 1.76.90	1,60.12	
(a)		(a)	
	----- 3,38.10	-----	
(iii) Raised by the Manipur State Co-operative Banks Limited for financing seasonal agricultural operations and marketing of Crops as well as for refinancing of different agricultural schemes	15,50.00	(a)	(a)
(iv) Advanced by Indian Overseas Bank Limited to Fishery Projects under the Fish Farm Development Agency, Manipur	75.00	(a)	(a)
(v) Advanced by Tea Board for Tea Boards' New Tea Unit financing scheme Loans to Manipur Plantation Crops Corporation Limited for cultivation of tea.	1,14.00	1,14.00	5.14

(a) Information from the Government awaited (September, 1999)

(vi)	Raised by Manipur Spinning Mills Corporation Limited from Industrial Development Bank of India for procurement of Plant & Machineries from State Bank of India for purchase of raw materials	35.00 24.00	(a) (a)	(a) (a)
(vii)	Raised by Manipur Industrial Development Corporation Limited for financing the Small Scale Industries Development Corporation	50.00	(a)	(a)
(viii)	Raised by Manipur Handloom and Handicrafts Development Corporation Ltd. from Urban Co-Operative Bank Ltd. as working Capital	15.00	(a)	(a)
(ix)	Raised by P.D.A. Manipur from HUDCO for implementation of Cash Loan Housing Scheme	3,72.00	(a)	(a)
(x)	Raised by Manipur Spinning Mills Corporation Ltd. from			
	(i) IDBI,	49.00	(a)	(a)
	(ii) SBI, Imphal	24.00	(a)	(a)
	(iii) Cotton Corporation of India	1,00.00	(a)	(a)

Under Section 6 of the State Financial Corporation Act 1951, the shares of a State Financial Corporation are to be guaranteed by the State Government as to repayment of Principal and payment of annual dividend. Again under Section 7 of the above Act, the bonds and debentures of a State Financial Corporation are to be guaranteed by the State Government as to the repayment of Principal and payment of Interest. Guarantees are also to be given under Section 8 of the Act *ibid* for repayment of principal and interest on fixed deposits accepted by a State Financial Corporation. In the case of Assam Financial Corporation, such guarantees under Sections 6, 7 and 8 of the Act were given jointly by the Government of India on behalf of the erstwhile Union Territories of Manipur and Tripura (which developed on the successor Manipur and Tripura States on their becoming States from 21st January, 1972) and the Government of the composite State Assam. The contingent liability is to be shared in the ratio of 2:4:8 by the Government of Manipur, Tripura and Assam respectively. Information regarding Manipur's share of actual amount guaranteed under the above section on behalf of the Assam Financial Corporation and outstanding as on 31st March, 1999 has not been received from Government (September, 1999).



## STATEMENT NO. 6

## CASH BALANCES AND INVESTMENTS OF CASH BALANCES

(1)	As on 1st April 1998 (2)	As on 31st March 1999 (3)
( In lakhs of rupees)		
(a) General Cash Balances		
1. Cash in Treasuries	2,56.15	3,43.32
2. Deposits with Reserve Bank	(+ 93,90.00	1,65,45.03
3. Remittance in Transit	(-) 94,79.39	(-) 29,78.80
	<hr/>	<hr/>
Total :	(+ 1,66.76	1,39,09.55
	<hr/>	<hr/>
3. Investments held in the Cash Balance Investment Account	4,52.83	4,52.83
	<hr/>	<hr/>
Total : (a)	(+ 6,19.59	1,43,62.38
	<hr/>	<hr/>
(b) Other Cash balances and Investments		
1. Cash with departmental Officers, viz., Public Works, Forest Departments	3,82.25	8,83.44
2. Permanent advances for contingent expenditure with departmental officers	2.20	2.21
	<hr/>	<hr/>
Total : (b)	3,84.45	8,85.65
	<hr/>	<hr/>
Total : (a) & (b)	(+ 10,04.04	1,52,48.03
	<hr/>	<hr/>

## Explanatory Notes

1. (a) The Cash Balance represents the combined balances of the Consolidated Fund and Public Account.

(b) The balance under "Deposits with Reserve Bank" on 31st March 1999 has been arrived at after taking into account the inter-Government monetary settlement advised to the Bank up to 25th April 1999.

2. Under an agreement with the Reserve Bank of India the Government has to maintain with the bank a minimum cash balance of Rs.10 lakhs on all working days. The bank informs the Government of its daily balance with the bank at the close of each working day. If the balance falls below this minimum, the shortfall is initially made good by selling Government of India Treasury bills held by the State Government and thereafter by taking Ways and Means Advances from the bank. The limit of ordinary Ways and Means Advances has been fixed at Rs.5.60 crores. The bank has also agreed to give Special (Secured) Ways and Means Advances upto a maximum of Rs.2 crores against the pledge of Government of India Securities. If even after the maximum advance is given there is still a shortfall in the minimum cash balance, the shortfall is left uncovered. Overdrafts are given by the bank if the State Government has a minus balance even after availing of the maximum advance.

## STATEMENT NO. 6 - Contd.

Interest is payable on advances, shortfalls and overdrafts as follows :

Category	Period	Rate of interest
Advances	First 90 days	1 per cent below the bank rate
	Beyond 90 days upto 180 days	1 per cent above the bank rate
	Beyond 180 days	2 per cent below the bank rate
Shortfalls		1 per cent below the bank rate
Overdrafts	Upto and including the 7th day	Bank rate
	Beyond the 7th day	3 per cent above the bank rate

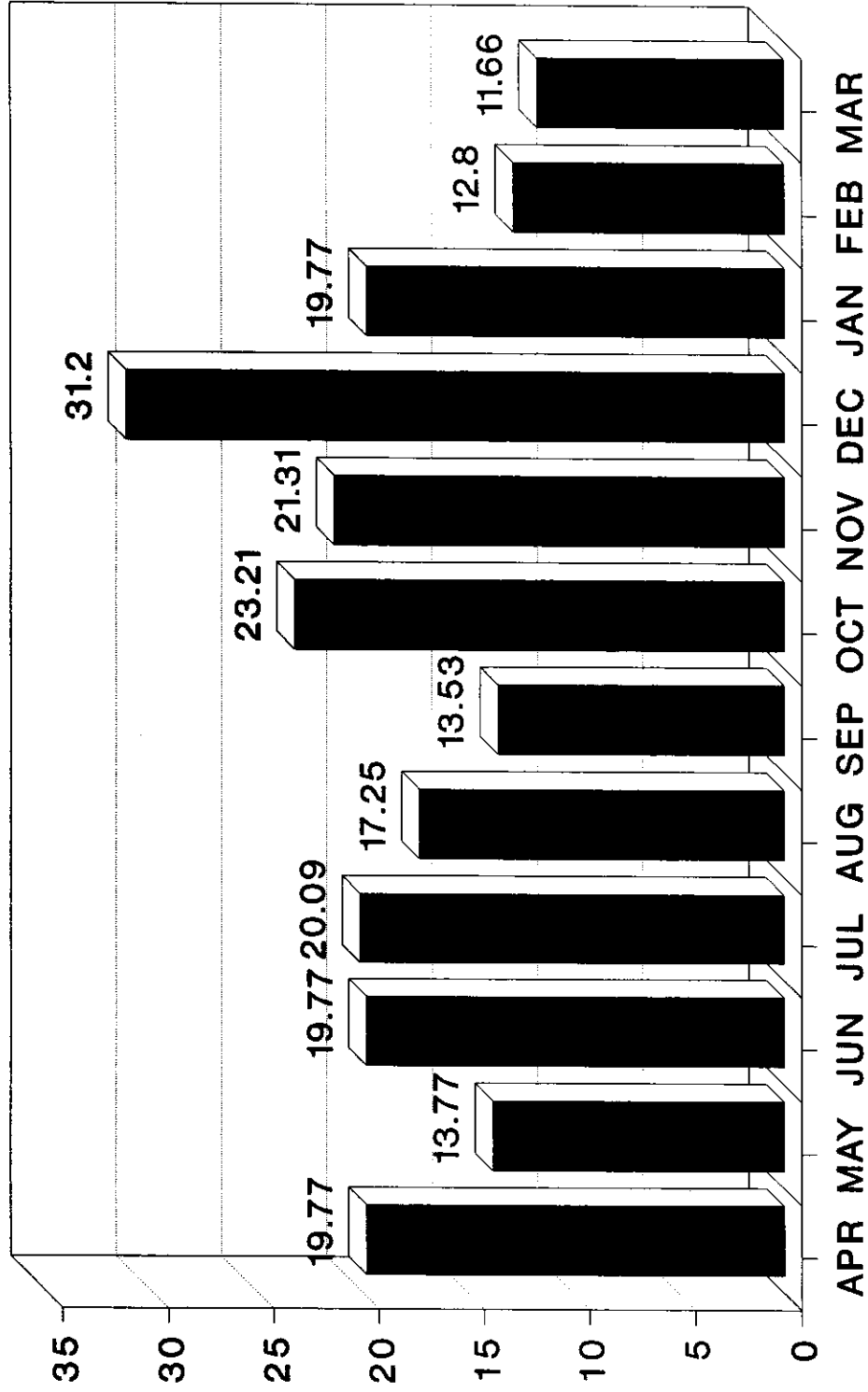
The bank rate of interest was 10 per cent per annum.

The extent to which Government was able to maintain the minimum balance with the bank during the year 1998-99 is given below :


(1)	Number of days on which the minimum balance was maintained without obtaining any advance	200
(2)	Number of days on which the minimum balance was maintained by taking ordinary Ways and Means Advance only	65
(3)	Number of days on which the minimum balance was maintained by taking special Ways and Means Advances only	18
(4)	Number of days on which there was shortfall from the agreed minimum balance even after availing the ordinary and special Ways and Means Advances to the full extent but no overdrafts were taken	7
(5)	Number of days on which overdrafts were taken	75
Total:		365

3. The Ordinary and Special (Secured) Ways and Means Advances taken and repaid together with interest during 1998-99 are indicated in Note 1(v) below statement No.3.

# WAYS AND MEANS ADVANCES TAKEN DURING 1998-99



(Rupees in Crores)



## STATEMENT NO. 6 - Concl'd.

4. The investment made during 1998-99 from out of the General Cash Balance were in Government of India Treasury Bills and Securities.

The following is an analysis of investments held in Cash Balance Investment Account :

	Opening balance on 1st April '98	Purchase during 1998-99	Sales during 1998-99	Closing balance on 31st March '99	Interest realised during the year
( In lakhs of rupees )					
Short Term Investments:					
Government of India Treasury Bills	1.82	2,64,26.00	2,64,26.00	1.82	24.56
Long Term Investments:					
Securities of the Government of India	4,43.00	...	...	4,43.00	40.79
<b>Total :</b>	<b>4,44.82</b>	<b>2,64,26.00</b>	<b>2,64,26.00</b>	<b>4,44.82</b>	<b>65.35</b>

## STATEMENT NO. 7

SUMMARY OF BALANCES UNDER CONSOLIDATED FUND,  
CONTINGENCY FUND AND PUBLIC ACCOUNT

The following is a summary of the balances as on the 31st March 1999.

Debit balances (1) (Rs)	Sector of the General Account (2)	Name of the Account (3)	Credit balances (4) (Rs)
CONSOLIDATED FUND			
10,35,64,66,385	A to D E	Government Account Public Debt	10,69,12,29,057
48,94,80,952	F	Loans and Advances	
PUBLIC ACCOUNT			
	I	Small Savings, Provident Fund, etc.	1,79,65,75,090
	J	Reserve Funds	
		Reserve Funds not bearing interest	11,08,33,744
	K	Deposits and Advances	
		(i) Deposits bearing interest	2,35,79,948
		(ii) Deposits not bearing interest	1,67,86,35,653
2,20,12,170		(iii) Advances	
87,25,57,185	L	Suspense and Miscellaneous	
1,16,93,81,451	M	Remittances	
1,39,09,55,349	N	Cash Balance (closing)	
<u>14,30,08,53,492</u>		Total	<u>14,30,08,53,492</u>

## STATEMENT NO.7 - Contd.

## Explanatory Notes

The significance of the head "Government Account" is explained below :

1. Under the system of Book Keeping followed in Government Accounts, the amount booked under Revenue and Capital Heads and other transactions of Government, balances of which are not carried forward from year to year, are closed to a single head called "Government Account". The balance under this head represents the cumulative result of all such transactions so that after adding thereto the balances under Public Debt, Loans and Advances, Suspense and Miscellaneous (other than Miscellaneous Government Account) and Remittance heads, the closing balance at the end of the year may be worked out and proved. The Government Account for 1998-99 given below will show how the net amount at the end of the year has been arrived at :

Debit (1) (Rs)	Details (2)	Credit (3) (Rs)
	A - Balance at the debit of the Government on 1st April 1998	
9,27,41,42,717		
	B - Revenue Receipts	8,96,77,94,864
	C - Expenditure Heads (Revenue Account)	
7,90,76,53,072		
	D - Expenditure Heads (Capital Account)	
2,14,24,65,460		
	... E - Miscellaneous	
	F - Balances at the debit of the Government Account on 31st March 1999	
		10,35,64,66,385
<hr/> 19,32,42,61,249	Total	<hr/> 19,32,42,61,249

2. The other headings in this Summary take into account the balances under all account heads in Government book where Government has a liability to repay the money received or has a claim to recover the amount paid and also heads of accounts opened in the books for adjustment of remittance transactions. It must be understood that these balances cannot be regarded as a complete record of the financial position of the Government of Manipur, as these do not take into account all the physical assets of the State, such as lands, buildings, communications, etc., nor any accrued dues or outstanding liabilities which are not brought to account under cash basis of accounting followed by Government.

## STATEMENT NO. 7 - Concl'd.

3. A Summary of receipts, disbursements and balances under Heads of Accounts relating to Debt and Public Account is given in Statement No.15. There is no transaction relating to Contingency Fund as the Contingency Fund has not so far been set up in Manipur.

In a number of cases there are unreconciled differences in the closing balances as reported in Statement No.15 and those shown in separate registers or other records maintained in the Accounts office/Departmental offices for the purpose. Steps are being taken to settle the discrepancies as soon as possible.

The balances are communicated to the Departmental officers concerned every year for verification and acceptance thereof. In a large number of cases such acceptances have not been received.

The number of such cases, major headwise, whose balances are yet to be verified and acceptances awaited are detailed below :

Head of Account (1)	No.of accep- tances awaited (2)	Year from which acceptances awaited (3)	Balances Out- standing against those items on 31st March 1999 (4)
( In lakhs of rupees )			
6202. Loans for Education, Art and Culture (National Loans Scholarship Scheme)	32	1969-99	10.73
6215. Loans for Water Supply and Sanitation	10	1992-99	5,67.91
6216. Loans for Housing	5	1992-99	19,80.77
6217. Loans for Urban Developments:-			
(i) Loans for Imphal Municipality	44	1969-99	37.09
(ii) Loans for District and Local Fund Committee	2	1974-99	0.10
(iii) Loans for PDA	6	1976-99	51.50
6225. Loans for welfare of Schedule Castes, Scheduled Tribes and other Backward Classes	4	1969-99	2.40
6235. Loans for Social Security and Welfare	20	1969-99	34.68
6401. Loans for Crop Husbandry	15	1969-99	125.79
6403. Loans for Animal Husbandry	1	1976-99	0.50
6405. Loans for Fisheries	...	1992-99	21.99
6425. Loans for Co-operation	5	1992-99	9,73.23
6515. Loans for other Rural Development Programmes	4	1969-99	0.78
6851. Loans for Village and Small Industries	6	1992-99	6,04.87
7610. Loans to Government Servants etc.	10,160	1969-99	4,74.00
7615. Miscellaneous Loans	54	1969-99	8.46



---

---

**PART -II**  
**DETAILED ACCOUNTS AND OTHER STATEMENTS**  
**A - REVENUE AND EXPENDITURE**

---

---

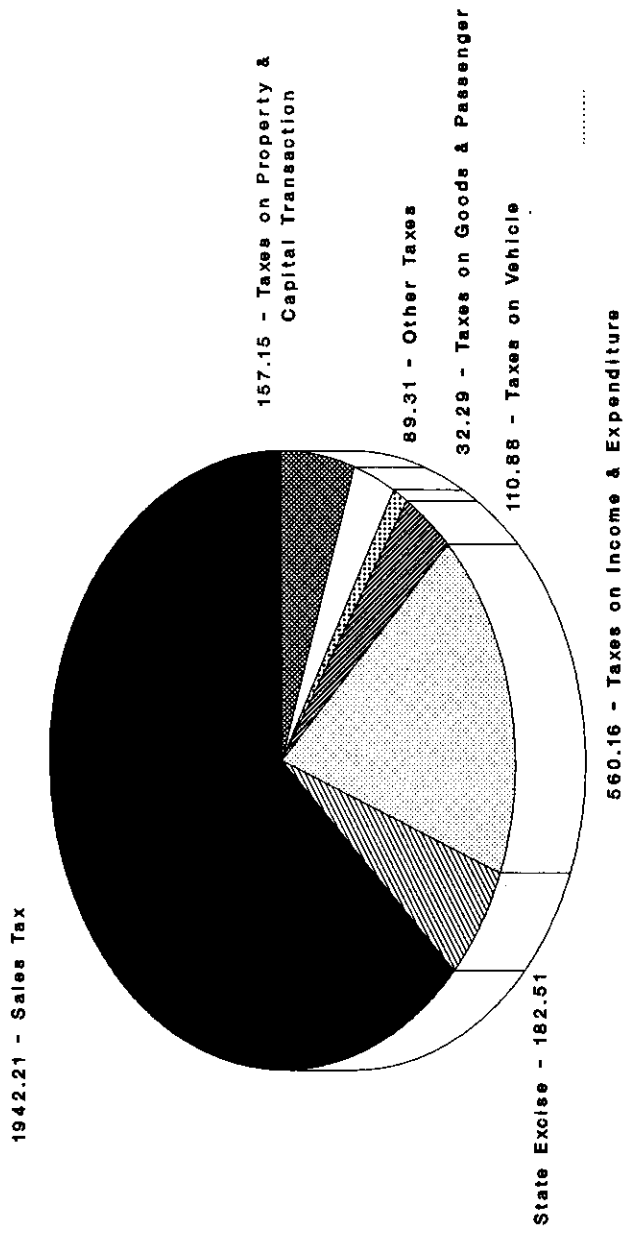
## STATEMENT

STATEMENT OF REVENUE AND EXPENDITURE  
EXPRESSED AS A PERCENTAGE


Heads - Revenue	Amount (in lakhs of rupees)	Percentage of total revenue	Percentage of total expenditure
(1)	(2)	(3)	(4)
A. Tax Revenue			
(i) Taxes on Income and Expenditure -			
Taxes on Income other than Corporation Tax	40,88.00	4.56	5.17
Other Taxes on Income and Expenditure	5,60.16	0.62	0.71
(ii) Taxes on Property and Capital Transactions -			
Land Revenue	33.95	0.04	0.04
Stamps and Registration Fees	1,23.20	0.14	0.16
(iii) Taxes on Commodities and Services -			
State Excise	1,82.51	0.20	0.23
Sales Tax	19,42.21	2.17	2.46
Taxes on Vehicles	1,10.88	0.12	0.14
Taxes on Goods & Passengers	32.29	0.04	0.04
Taxes and Duties on Electricity	0.04	...	...
Other Taxes and Duties on Commodities and Services	89.31	0.10	0.11
Total : A. Tax Revenue	<u>71,62.55</u>	<u>7.99</u>	<u>9.06</u>
B. Non-Tax Revenue -			
(a) Fiscal Services	0.01	...	...
(b) Interest Receipts, Dividends and Profits	81.65	0.09	0.11
(c) Other Non-Tax Revenue			
(i) General Services	14,07.38	1.57	1.78
(ii) Social Services	1,35.39	0.15	0.17
(iii) Economic Services	15,27.84	1.70	1.93
Total: B. Non-Tax Revenue	<u>31,52.27</u>	<u>3.51</u>	<u>3.99</u>
C. Grants-in-Aid and Contributions	7,93,63.13	88.50	1,00.36
<b>Grand Total : Revenue</b>	<u>8,96,77.95</u>	<u>100.00</u>	<u>1,13.41</u>

# GROSS TAX REVENUE RAISED BY STATE GOVT. DURING 1998-99

(Rupees in lakhs)



**Total Tax : Revenue Rs. 3634.67**



No. 8

UNDER DIFFERENT HEADS OF TOTAL  
REVENUE/EXPENDITURE

Heads - Expenditure	Amount (in lakhs of rupees)	Percentage of total revenue	Percentage of total expenditure
(1)	(2)	(3)	(4)
A. General Services			
Fiscal Services -			
(ii) Collection of Taxes on Property & Capital Transactions -			
Land Revenue	5,83.63	0.65	0.74
Stamps & Registration	29.18	0.03	0.04
(iii) Collection of Taxes on Commodities & Services -			
State Excise	81.22	0.09	0.10
Sales Tax	92.40	0.10	0.12
Taxes on Vehicles	1,13.54	0.13	0.14
Other Taxes & Duties on Commodities & Services	5.66	0.01	0.01
(iv) Other Fiscal Services	43.25	0.05	0.05
Total : Fiscal Services	9,48.88	1.06	1.20
Interest Payments and Servicing of Debt	91,28.11	10.18	11.54
Organs of State	11,62.07	1.30	1.47
Administrative Services	1,26,12.43	14.06	15.95
Pension & Miscellaneous General Services	53,92.85	6.01	6.82
Total : A. General Services	2,92,44.34	32.61	36.98
B. Social Services			
(a) Education, Sports Art and Culture	1,87,44.20	20.90	23.70
(b) Health & Family Welfare	48,05.01	5.36	6.08
(c) Water Supply, Sanitation, Housing and Urban Development	14,94.90	1.67	1.89
(d) Information and Broadcasting	2,75.36	0.31	0.35
(e) Welfare of Scheduled Castes, Scheduled Tribes and other Backward Classes	23,53.52	2.62	2.98

## STATEMENT No. 8 - Concl'd.

STATEMENT OF REVENUE AND EXPENDITURE UNDER DIFFERENT HEADS OF TOTAL  
REVENUE/EXPENDITURE EXPRESSED AS A PERCENTAGE

Heads - Expenditure  (1)	Amount (in lakhs of rupees) (2)	Percentage of total revenue (3)	Percentage of total expenditure (4)
(f) Labour & Labour Welfare	2,51.92	0.28	0.32
(g) Social Welfare and Nutrition	25,98.23	2.90	3.28
(h) Others	2,07.79	0.23	0.26
<b>Total: B. Social Services</b>	<b>3,07,30.93</b>	<b>34.27</b>	<b>38.86</b>
<b>C. Economic Services</b>			
(a) Agriculture and Allied Activities	67,35.14	7.51	8.52
(b) Rural Development	19,47.21	2.17	2.46
(c) Special Areas Programmes	17.33	0.02	0.02
(d) Irrigation Flood Control	21,34.34	2.38	2.70
(e) Energy	42,38.24	4.73	5.36
(f) Industry and Minerals	15,84.62	1.77	2.01
(g) Transport	11,63.70	1.30	1.47
(h) Science, Technology and Environment	1,17.28	0.13	0.15
(i) General Economic Services	11,63.40	1.29	1.47
<b>Total: C. Economic Services</b>	<b>1,91,01.26</b>	<b>21.30</b>	<b>24.16</b>
<b>Grand Total :</b>			
<b>Expenditure (Revenue Account)</b>	<b>7,90,76.53</b>	<b>88.18</b>	<b>100.00</b>

## STATEMENT NO. 9

STATEMENT SHOWING THE DISTRIBUTION BETWEEN  
CHARGED AND VOTED EXPENDITURE

Particulars (1)	Actuals for 1998-99		
	Charged (2) Rs.	Voted (3) Rs.	Total (4) Rs.
Expenditure heads (Revenue Account)	94,93,48,698	6,95,83,04,374	7,90,76,53,072
Expenditure heads (Capital Account)	...	2,14,24,65,460	2,14,24,65,460
Disbursements under Public Debt and Loans and Advances*	5,23,08,12,675	44,34,795	5,23,52,47,470
Total :	6,18,01,61,373	9,10,52,04,629	15,28,53,66,002

\* The figures have been arrived as follows:-

	Charged expenditure Rs.	Voted expenditure Rs.
E. Public Debt - Internal Debt of the State Government	4,24,49,02,264	...
Loans and Advances from the Central Government	98,59,10,411	...
F. Loans and Advances	...	44,34,795
Total :	5,23,08,12,675	44,34,795

## STATEMENT NO.10

## DETAILED ACCOUNT OF REVENUE BY MINOR HEADS

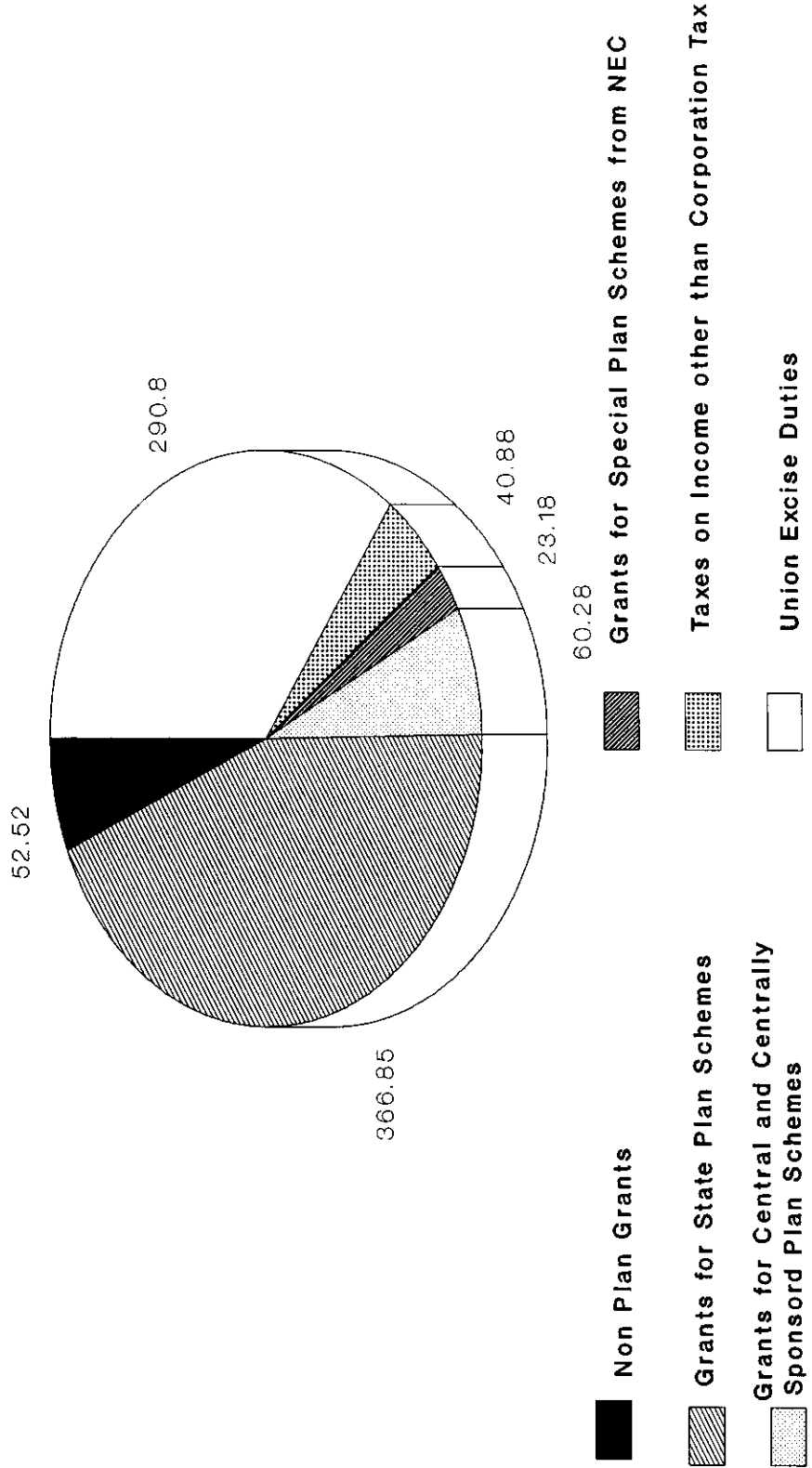
Heads	Actuals for 1998-99 Rs.
<b>Receipt Heads (Revenue Account)</b>	
<b>A. Tax Revenue</b>	
<b>(a) Taxes on Income and Expenditure</b>	
<b>0021. Taxes on Income Other than Corporation Tax</b>	
901. Share of net proceeds assigned to States	40,88,00,000
Total: 0021	40,88,00,000
<b>0028. Other Taxes on Income and Expenditure</b>	
107. Taxes on Professions, Trades, Callings and Employment	5,60,16,498
Total:0028	5,60,16,498
Total : (a) Taxes on Income and Expenditure	46,48,16,498
<b>(b) Taxes on Property &amp; Capital Transactions</b>	
<b>0029. Land Revenue</b>	
101. Land Revenue/Tax	31,61,325
103. Rates and Cesses on Land	23,931
106. Receipts on account of Survey and Settlement Operations	1,66,608
800. Other Receipts	43,435
Total : 0029	33,95,299
<b>0030. Stamps and Registration Fees</b>	
<b>01. Stamps - Judicial</b>	
102. Sale of stamps	26,26,634
Total : 01	26,26,634
<b>02. Stamps - Non-Judicial</b>	
102. Sale of Stamps	90,30,190
Total : 02	90,30,190




# ASSISTANCE FROM GOVT. OF INDIA 1998-99

(Rupees in Crores)

Total : Rs. 834.51





## STATEMENT NO. 10 - Contd.

Heads	Actuals for 1998-99 Rs.
<b>Receipt Heads (Revenue Account) - Contd.</b>	
<b>A. Tax Revenue - Contd.</b>	
<b>(b) Taxes on Property and Capital Transactions - Concl'd.</b>	
<b>0030. Stamps and Registration Fees - Concl'd.</b>	
03. Registration Fees	
104. Fees for registering documents	4,09,944
800. Other receipts	2,53,559
	<hr/>
Total:03	6,63,503
	<hr/>
Total:0030	1,23,20,327
	<hr/>
Total : (b) Taxes on Property and Capital Transactions	1,57,15,626
	<hr/>
<b>(c) Taxes on Commodities and Services</b>	
<b>0039. State Excise</b>	
105. Foreign Liquors and spirits	1,61,63,707
150. Fines and confiscations	11,89,233
800. Other Receipts	8,97,490
	<hr/>
Total : 0039	1,82,50,430
	<hr/>
<b>0040. Sales Tax</b>	
102. Receipts under State Sales Tax Act	19,42,20,324
107. Receipt on Turnover Tax	347
	<hr/>
Total : 0040	19,42,20,671
	<hr/>
<b>0041. Taxes on Vehicles</b>	
101. Receipts under the Indian Motor Vehicles Acts	45,41,966
102. Receipts under the State Motor Vehicles Acts	63,66,834
800. Other Receipts	1,79,201
	<hr/>
Total : 0041	1,10,88,001
	<hr/>
<b>0042. Taxes on Goods and Passengers</b>	
101. Tax Collections	32,28,870
	<hr/>
Total : 0042	32,28,870
	<hr/>

## STATEMENT NO. 10 - Contd.

Heads	Actuals for 1998-99 Rs.
<b>Receipt Heads (Revenue Account) - Contd.</b>	
<b>A. Tax Revenue - Concl'd.</b>	
<i>(c) Taxes on Commodities and Services - Concl'd.</i>	
<b>0043. Taxes and Duties on Electricity</b>	
102. Fees under the Indian Electrical Rules	2,480
103. Fees for the electrical inspection of cinemas	1,020
800. Other Receipts	215
Total : 0043	3,715
 <b>0045. Other Taxes and Duties on Commodities and Services</b>	
101. Entertainment Tax	89,29,535
800. Other Receipts	1,500
Total : 0045	89,31,035
Total : (c) Taxes on Commodities and Services	23,57,22,722
Total : A. Tax Revenue	71,62,54,846
 <b>B. Non-Tax Revenue</b>	
<b>0047. Other Fiscal Services</b>	
<i>(a) Fiscal Services</i>	
800. Other receipts	550
Total : (a) Fiscal Services	550
 <i>(b) Interest Receipts, Dividends and Profits</i>	
<b>0049. Interest Receipts</b>	
04. Interest Receipts of State/Union Territory Governments	
103. Interest from Departmental Commercial Undertakings	5,815
110. Interest realised on investment of Cash balances	65,34,721
195. Interest from Co-operative Societies	5,40,497
800. Other receipts	10,83,896
Total : 04	81,64,929
Total : 0049	81,64,929

## STATEMENT NO. 10 - Contd.

Heads	Actuals for 1998-99 Rs.
<b>Receipt Heads (Revenue Account) - Contd.</b>	
<b>B. Non-Tax Revenue - Contd.</b>	
<b>(b) Interest Receipts, Dividends &amp; Profits - Concl'd.</b>	
0050. Dividends and Profits	
101. Dividends from Public undertaking	120
Total : 0050	120
Total : (b) Interest Receipts, Dividends and Profits	81,65,049
Total B. Non-Tax Revenue (a) + (b)	81,65,599
 <b>(c) Other Non-Tax Revenue</b>	
<b>(i) General Services</b>	
0051. State Public Service Commission	
105. State PSC Examination Fees	3,47,024
Total : 0051	3,47,024
0055. Police	
800. Other receipts	75,11,756
Total : 0055	75,11,756
0056. Jails	
800. Other Receipts	21,467
Total : 0056	21,467
0058. Stationery and Printing	
102. Sale of Gazettes	43,301
200. Other Press Receipts	3,31,948
800. Other receipts	19,173
Total : 0058	3,94,422

## STATEMENT NO. 10 - Contd.

Heads	Actuals for 1998-99 Rs.
<b>Receipt Heads (Revenue Account) - Contd.</b>	
<b>B. Non-Tax Revenue - Contd.</b>	
<b>(c) Other Non-Tax Revenue - Contd.</b>	
<b>(i) General Services - Contd.</b>	
<b>0059. Public Works</b>	
01. Office Buildings	
800. Other receipts	3,29,29,072
Total : 01	<u>3,29,29,072</u>
80. General.	
800. Other Receipts	92,467
Total : 80	<u>92,467</u>
Total : 0059	<u>3,30,21,539</u>
<b>0070. Other Administrative Services</b>	
60. Other Services	
115. Receipts from Guest Houses, Government Hostels, etc.	13,51,944
800. Other receipts	3,18,25,416
Total : 60	<u>3,31,77,360</u>
Total : 0070	<u>3,31,77,360</u>
<b>0071. Contributions and Recoveries towards Pension and Other Retirement Benefits</b>	
01. Civil	
101. Subscriptions and Contributions	10,25,956
Total : 0071	<u>10,25,956</u>
<b>0075. Miscellaneous General Services</b>	
103. State Lotteries	6,52,38,685
Total : 0075	<u>6,52,38,685</u>
Total : (i) General Services	<u>14,07,38,209</u>

## STATEMENT NO. 10 - Contd.

Heads	Actuals for 1998-99 Rs.
<b>Receipt Heads (Revenue Account) - Contd.</b>	
<b>B. Non-Tax Revenue - Contd.</b>	
<i>(c) Other Non-Tax Revenue - Contd.</i>	
<i>(ii) Social Services</i>	
<b>0202. Education, Sports, Art and Culture</b>	
01. General Education	
101. Elementary Education	26,37,946
102. Secondary Education	6,39,917
103. University & Higher Education	8,88,581
Total : 01	41,66,444
04. Arts and Culture	
101. Archives and Museum	32,508
Total : 04	32,508
Total : 0202	41,98,952
<b>0210. Medical and Public Health</b>	
01. Urban Health Services	
020. Receipts from Patients for hospital and dispensary services	2,43,344
104. Medical Stores Depots	14,160
800. Other receipts	12,58,579
Total : 01	15,16,083
02. Rural Health Services	
800. Other receipts	7,020
Total : 02	7,020
03. Medical Education, Training & Research	
105. Allopathy	47,535
200. Other Systems	12,270
Total : 03	59,805
04. Public Health	
104. Fees and Fines etc.	3,400
Total: 04	3,400

## STATEMENT NO. 10 - Contd.

## DETAILED ACCOUNT OF REVENUE BY MINOR HEADS

Heads	Actuals for 1998-99 Rs.
<b>Receipt Heads (Revenue Account) - Contd.</b>	
<b>B. Non-Tax Revenue - Contd.</b>	
<i>(c) Other Non-Tax Revenue - Contd.</i>	
<i>(ii) Social Services - Contd.</i>	
80. General	
800. Other receipts	13,354
	<hr/>
Total : 80	13,354
	<hr/>
Total : 0210	15,99,662
	<hr/>
<b>0211. Family Welfare</b>	
800. Other Receipts	14,845
	<hr/>
Total : 0211	14,845
	<hr/>
<b>0215. Water Supply and Sanitation</b>	
01. Water Supply	
101. Services and Service Fees	1,42,900
102. Receipts from Rural Water Supply Schemes	1,14,057
103. Receipts from Urban Water Supply Schemes	24,37,062
104. Fees, Fines etc.	1,02,181
800. Other receipts	7,23,447
	<hr/>
Total : 01	35,19,647
	<hr/>
02. Sewerage and Sanitation	
103. Receipts from Sewerage Scheme	11,740
104. Fees, Fines etc.	36,960
501. Services and Service Fees	6,24,050
800. Other receipts	1,54,205
	<hr/>
Total : 02	8,26,955
	<hr/>
Total : 0215	43,46,602
	<hr/>



## STATEMENT NO. 10 - Contd.

## DETAILED ACCOUNT OF REVENUE BY MINOR HEADS

Heads	Actuals for 1998-99 Rs.
Receipt Heads (Revenue Account) - Contd.	
B. Non-Tax Revenue - Contd.	
(c) Other Non-Tax Revenue - Contd.	
(ii) Social Services - Concl'd.	
0216. Housing	
01. Government Residential Buildings	
106. General Pool accommodation	6,39,161
800. Other receipts	19,83,133
	<hr/>
Total : 01	26,22,294
	<hr/>
Total : 0216	26,22,294
	<hr/>
0217. Urban Development	
60. Others Urban Development Scheme	
800. Other receipts	1,726
	<hr/>
Total : 60	1,726
	<hr/>
Total : 0217	1,726
	<hr/>
0220. Information & Publicity	
60. Others	
800. Other receipts	3,84,546
	<hr/>
Total : 0220	3,84,546
0230. Labour & Employment	
800. Other receipts	1,25,019
	<hr/>
Total : 0230	1,25,019
	<hr/>
0235. Social Security & Welfare	
60. Other Social Security & Welfare Programmes	
800. Other receipts	2,04,349
	<hr/>
Total : 0235	2,04,349
	<hr/>
0250. Other Social Service	
800. Other receipts	40,903
	<hr/>
Total : 0250	40,903
	<hr/>
Total : (ii) Social Services	1,35,38,898
	<hr/>
Total : (i) + (ii)	15,42,77,107

## STATEMENT NO. 10 - Contd.

## DETAILED ACCOUNT OF REVENUE BY MINOR HEADS

Heads	Actuals for 1998-99 Rs.
<b>Receipt Heads (Revenue Account) - Contd.</b>	
<b>B. Non-Tax Revenue - Contd.</b>	
<b>(c) Other Non-Tax Revenue - Contd.</b>	
(iii) Economic Services	
<b>0401. Crop Husbandry</b>	
103. Seeds	5,22,297
104. Receipts from Agricultural Farms	95,085
105. Sale of Manures and Fertilisers	21,258
107. Receipts from Plant Protection Services	28,916
108. Receipts from Commercial Crops	29,751
119. Receipts from Horti & Vegetable Crops	5,20,362
800. Other receipts	1,08,407
Total : 0401	13,26,076
<b>0402. Soil and Water conservation</b>	
800. Other receipts	26,978
Total : 0402	26,978
<b>0403. Animal Husbandry</b>	
800. Other receipts	13,39,421
Total : 0403	13,39,421
<b>0404. Dairy Development</b>	
102. Receipts from Dairy Development Projects	6,12,230
Total : 0404	6,12,230
<b>0405. Fisheries</b>	
011. Rents	3,22,380
102. Licence Fees, Fines etc.	91,140
103. Sale of fish, fish seeds etc.	76,120
800. Other receipts	79,154
Total : 0405	5,68,794

## STATEMENT NO. 10 - Contd.

## DETAILED ACCOUNT OF REVENUE BY MINOR HEADS

Heads	Actuals for 1998-99 Rs.
<b>Receipt Heads (Revenue Account) - Contd.</b>	
<b>B. Non-Tax Revenue - Contd.</b>	
<b>(c) Other Non-Tax Revenue - Contd.</b>	
<b>(iii) Economic Services - Contd.</b>	
<b>0406. Forestry and Wild Life</b>	
01. Forestry	
800. Other Receipts	35,056
02. Environmental Forestry & wild Life	
800. Other Receipts	70,10,825
Total : 0406	70,45,881
<b>0408. Food Storage and Warehousing</b>	
800. Other receipts	30,151
Total : 0408	30,151
<b>0425. Co-operation</b>	
101. Audit Fees	5,36,796
Total : 0425	5,36,796
<b>0435. Other Agricultural Programmes</b>	
103. Receipts from Agricultural research Stations Orchards etc.	6,44,821
800. Other receipts	38,111
Total : 0435	6,82,932
<b>0515. Other Rural Development Programmes</b>	
800. Other Receipts	4,09,476
Total : 0515	4,09,476
<b>0552. North Eastern Areas</b>	
800. Other Receipts	5,700
Total : 0552	5,700
<b>0701. Major and Medium Irrigation</b>	
02. Major Irrigation, Non Commercial	
800. Other receipts	18,08,609
Total : 02	18,08,609

## STATEMENT NO. 10 - Contd.

## DETAILED ACCOUNT OF REVENUE BY MINOR HEADS

Heads	Actuals for 1998-99 Rs.
<b>Receipt Heads (Revenue Account) - Contd.</b>	
<b>B. Non-Tax Revenue - Contd.</b>	
<b>(c) Other Non-Tax Revenue - Contd.</b>	
<b>(iii) Economic Services - Contd.</b>	
80. General	
800. Other receipts	39,166
Total : 0701	18,47,775
0702. Minor Irrigation	
03. Command Area Development	
800. Other receipts	37,493
Total : 0702	37,493
0801. Power	
01. Hydel Generation	
800. Other receipts	12,96,40,411
80. General	
800. Other receipts	7,78,289
Total : 0801	13,04,18,700
0802. Petroleum	
800. Other receipts	2,447
Total : 0802	2,447
0810. Non Conventional Sources of Energy	
800. Other receipts	8,65,651
Total : 0810	8,65,651
0851. Village and Small Industries	
111. Employment Scheme for Unemployed Ed. Youths	67,250
800. Other receipts	11,45,079
Total : 0851	12,12,329
0852. Industries	
08. Consumer Industries	
800. Other receipts	5,86,493
Total : 0852	5,86,493

## STATEMENT NO. 10 - Contd.

## DETAILED ACCOUNT OF REVENUE BY MINOR HEADS

Heads	Actuals for 1998-99 Rs.
<b>Receipt Heads (Revenue Account) - Contd.</b>	
<b>B. Non-Tax Revenue - Concl'd.</b>	
<b>(c) Other Non-Tax Revenue - Concl'd.</b>	
<b>(iii) Economic Services - Concl'd.</b>	
<b>0853. Non-Ferrous Mining &amp; Metallurgical Industries</b>	
800. Other receipts	10,000
Total : 0853	10,000
<b>0875. Other Industries</b>	
60. Others	
800. Other receipts	24,41,092
Total : 0875	24,41,092
<b>1054. Roads and Bridges</b>	
800. Other receipts	24,87,351
Total : 1054	24,87,351
<b>1425. Other Scientific Research</b>	
800. Other receipts	47,893
Total : 1425	47,893
<b>1452. Tourism</b>	
103. Receipt from Tourist Transport	6,498
104. Promotion and Publicity	35,271
105. Rent and Catering Receipts	16,450
800. Other receipts	5,780
Total : 1452	63,999
<b>1475. Other General Economic Services</b>	
106. Fees for stamping weights and measures	1,55,668
800. Other receipts	22,577
Total : 1475	1,78,245
Total : (iii) Economic Services	15,27,83,903
Total : (c) Other Non-Tax Revenue	30,70,61,010
Total : B. Non-Tax Revenue	31,52,26,609

## STATEMENT NO. 10 - Contd.

## DETAILED ACCOUNT OF REVENUE BY MINOR HEADS

Heads	Actuals for 1998-99 Rs.
<b>Receipt Heads (Revenue Account) - Contd.</b>	
<b>C. Grants-In-Aid And Contributions</b>	
1601. Grants-in-aid from Central Government	
01. Non-Plan Grants	
102. Grants in lieu of Tax on Railway Passenger Fares	7,00,000
104. Grants under the Provisio to Art. 275(1) of the Constitution	17,90,00,000
109. Grants toward contribution to Calamity Relief Fund Non-Conventional Energy Sources -	2,06,00,000
101. Choolah National Highway Patrolling Scheme -	15,00,000
800. Other Grants Police -	25,00,000
101. Criminal Investigation & Vigilance	2,63,221
115. Modernisation of Police Force	26,77,66,135
200. Other Rehabilitation Schemes Art & Culture -	5,17,00,000
102. Promotion of Art & Culture Sports & Youth Services	1,00,000
102. Youth Welfare Programmes to Students	7,21,875
106. Grants from Central Road Fund	3,11,000
Total : 01	52,51,62,231
02. Grants for State/Union Territory Plan Schemes	
101. Block Grants	3,65,74,53,000
104. Grants under Provisio to Art.275(1) of the Constitution Other Special Area Programme -	46,00,000
102. Soil & Water Conservation	65,00,000
Total : 02	3,66,85,53,000

## STATEMENT NO. 10 - Contd.

## DETAILED ACCOUNT OF REVENUE BY MINOR HEADS

Heads	Actuals for 1998-99 Rs.
<b>Receipt Heads (Revenue Account) - Contd.</b>	
<b>C. Grants-In-Aid And Contributions - Contd.</b>	
1601. Grants-in-aid from Central Government - Contd.	
03. Grants for Central Plan Schemes	
<i>Sports and Youth Services -</i>	
102. Youth Welfare Programme for Students	4,72,167
<i>Public Health -</i>	
101. Prevention & Control of Diseases	1,87,555
<i>Welfare of Scheduled Caste -</i>	
793. Special Central Assistance for Scheduled Caste Component Plan	10,62,000
<i>Welfare of Schedule Tribe-</i>	
277. Education	28,40,000
794. Special Central Asstt. for Tribal Sub-	7,79,52,000
<i>Survey &amp; Statistics -</i>	
112. Economic Advice & Statistics	32,38,525
<i>Food, Storage &amp; Ware housing -</i>	
004. Research & Evaluation	7,81,000
<i>Crop Husbandary -</i>	
108. Commercial Crop	37,00,000
111. Agricultural economics Statistics	6,15,000
119. Horticulture and Vegetable Crops	67,000
<i>Social Welfare -</i>	
102. Child Welfare	44 68,969
<i>Village &amp; Small Industries -</i>	
102. Small Scale Industries	3,50,000
<i>Forestry &amp; Wild Life -</i>	
101. Forest Conservation Development & Re- Generation.	9,36,000
102. Social & Farm Forestry	67,48,000
<i>Fisheries -</i>	
101. Inland Fisheries	50,000
<i>Agriculture &amp; Co-operative</i>	
107. Asstt. to Credit Co-operatives	1,00,000

## STATEMENT NO. 10 - Contd.

## DETAILED ACCOUNT OF REVENUE BY MINOR HEADS

Heads	Actuals for 1998-99 Rs.
<b>Receipt Heads (Revenue Account) - Contd.</b>	
<b>C. Grants-In-Aid And Contributions - Contd.</b>	
1601. Grants-in-aid from Central Government - Contd.	
03. Grants for Central Plan Schemes - Concl'd.	
Dairy Development -	
102. Dairy Development Projects	50,00,000
Non-Conventional Energy Sources -	
600. Other Sources of Energy	95,93,500
Language Development -	
103. Sanskrit Education	1,08,120
Total:03	11,82,69,836
04. Grants for Centrally Sponsored Plan Schemes	
Elementary Education -	
105. Non Formal Education	1,41,94,000
107. Teacher's Training	65,57,000
800. Other Grants	26,55,500
Adult Education -	
200. Other Adult Education Programmes	15,89,893
Public Health -	
101. Prevention and Control of Diseases	3,56,25,445
Family Welfare -	
001. Direction and Administration	2,32,37,000
003. Training	42,63,000
004. Research and Evaluation	...
101. Rural Family Welfare Services	2,73,11,000
102. Urban Family Welfare Services	20,67,000
103. Maternity and Child Health	...
104. Transport	30,36,000
105. Compensation	6,32,000
106. Mass Education	11,65,000
108. Scheduled Area Programmes	...
200. Other Services and Supplies	2,42,78,000
800. Other Grants	5,15,000
Sewerage and Sanitation Services -	
105. Sanitation Services	4,03,08,000



## STATEMENT NO. 10 - Contd.

## DETAILED ACCOUNT OF REVENUE BY MINOR HEADS

Heads	Actuals for 1998-99 Rs.
<b>Receipt Heads (Revenue Account) - Contd.</b>	
<b>C. Grants-In-Aid And Contributions - Contd.</b>	
<b>1601. Grants-in-aid from Central Government - Contd.</b>	
<b>04. Grants for Centrally Sponsored         Plan Schemes - Contd.</b>	
<i>Water Supply -</i>	
101. Urban Water Supply Programmes	63,16,000
102. Rural Water Supply Programmes	3,09,81,000
<i>Welfare of Scheduled Caste -</i>	
277. Education	5,07,80,000
<i>Crop Husbandry -</i>	
102. Foodgrain Crops	42,86,000
108. Commercial Crops	1,70,00,000
111. Agricultural Economic & Statistics	4,85,000
112. Development of Pulses	40,00,000
113. Agricultural Engineering	4,50,000
114. Development of Oil seedss	1,00,00,000
119. Horticulture & Vegetable Crops	1,09,02,000
<i>Animal Husbandry -</i>	
101. Veterinary Services & Animal Health	1,33,000
102. Cattle and Buffalo Development	4,50,000
106. Other Livestock Development	2,50,000
<i>Fisheries -</i>	
103. Marine Fisheries	14,85,000
<i>Command Area Development Programme -</i>	
800. Other Grants	1,32,33,000
<i>Environmental Forestry &amp; Wild Life -</i>	
102. Social and Farm Forestry	4,67,21,000
110. Wild Life preservation	17,70,000
<i>Labour &amp; Employment -</i>	
003. Training of Craftsman & Supervisors	1,50,741
052. Machinery and Equipments	2,60,646
<i>Social Welfare -</i>	
102. Child Welfare	4,91,85,000
<i>Bio Energy -</i>	
101. National Programme for Bio-gas Development	29,22,091
<i>Adminstration of Justice -</i>	
800. Other Grants	42,00,000
<i>Village &amp; Small Industries-</i>	
103. Handloom Industries	1,90,27,500

STATEMENT NO. 10 - *Concl'd.*

## DETAILED ACCOUNT OF REVENUE BY MINOR HEADS

Heads	Actuals for 1998-99 Rs.
<b>Receipt Heads (Revenue Account) - <i>Concl'd.</i></b>	
<b>C. Grants-In-Aid And Contributions - <i>Concl'd.</i></b>	
1601. Grants-in-aid from Central Government - <i>Concl'd.</i>	
04. Grants for Centrally sponsored Plan Schemes - <i>Concl'd.</i> Non-conventional Energy Sources -	
600. Other Sources of Energy Rural Development -	16,05,000
800. Other Grants Agricultural & Co-operation -	1,00,00,000
107. Asstt. to Credit Co-operatives Secondary Education -	7,50,000
800. Other Grants Language Development -	14,21,000
102. Promotion of MIL & Literature	83,26,000
	<hr/>
Total : 04	48,45,23,816
	<hr/>
05. Grants for Special Plan Schemes	
101. Schemes of North Eastern Council	6,60,53,026
103. Grant for Upgradation of Service and Special Problems Jails -	16,54,67,000
800. Other Grants	2,84,500
	<hr/>
Total: 05	23,18,04,526
	<hr/>
Total : 1601	5,02,83,13,409
	<hr/>
1603. States' Share of Union Excise Duties	
101. States' Share of Basic Union Excise Duties	2,84,34,00,000
103. Additional Excise Duties in lieu of Sales Tax	6,46,00,000
	<hr/>
Total : 1603	2,90,80,00,000
	<hr/>
<b>TOTAL : C. GRANTS-IN-AID AND CONTRIBUTIONS</b>	<b>7,93,63,13,409</b>
	<hr/>
<b>TOTAL : RECEIPT HEADS (REVENUE ACCOUNT)</b>	<b>8,96,77,94,864</b>
	<hr/>



## DETAILED ACCOUNT OF EXPENDITURE

(Figures in italics represent

Heads

Actuals

Non-Plan

(1)

(2)

Rs.

**EXPENDITURE HEADS**

(REVENUE ACCOUNT)

**A. GENERAL SERVICES****(a) Organs of State****2011. Parliament/State/Union  
Territory  
Legislatures****02. State/Union Territory  
Legislatures**

101. Legislative Assembly	35,18,106 99,39,990
103. Legislative Secretariat	2,55,73,411
104. Legislator's Hostel	6,82,962
800. Other expenditure	1,09,806

35,18,106

Total : 2011

3,63,06,169

**2012. President, Vice President/  
Governor, Administrator  
of Union Territories****03. Governor/Administrator  
of Union Territories -**

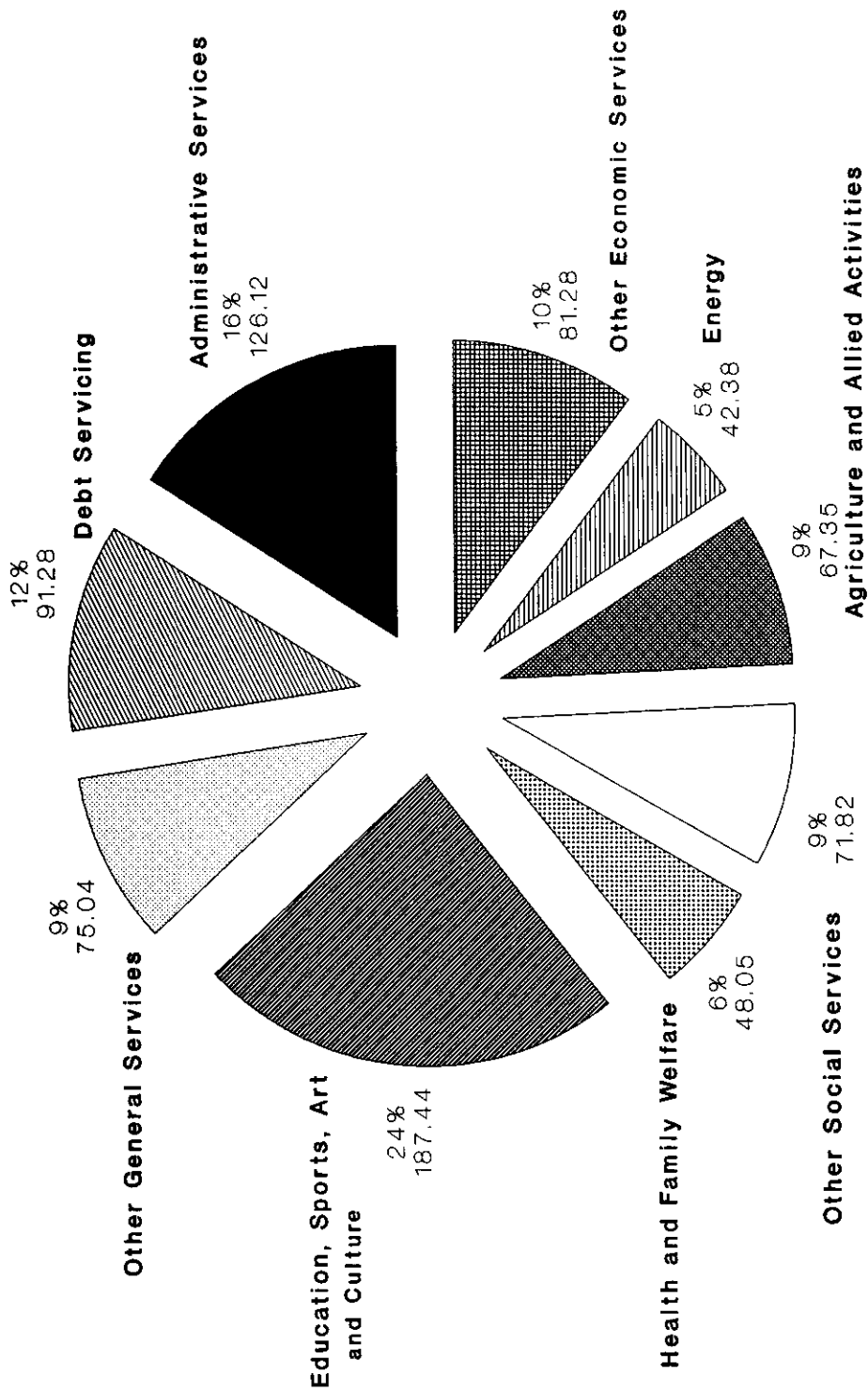
090. Secretariat	49,50,868
101. Emoluments and allowances of the Governor/Adminis- trator of Union Territories	9,11,354
102. Discretionary Grants	10,00,000
103. Household Establishment	23,41,695
105. Medical Facilities	18,694
106. Entertainment Expenses	79,000
107. Expenditure from Contract Allowance	2,20,259
108. Tour expenses	8,63,449
800. Other expenditure	3,22,736

Total : 2012

1,07,08,055

# SUB SECTORWISE REVENUE EXPENDITURE DURING 1998-99

(Rupees in Crores)



**Total Revenue Expenditure : Rs. 790.76**



NO. 11

## BY MINOR HEADS

charged expenditure)

for 1998-99

Plan	Centrally Spon- sored Plan Schemes (including NEC, Central Plan and Sub-Plan Schemes)	Total
(3)	(4)	(5)
Rs.	Rs.	Rs.
...	...	35,18,106
...	...	99,39,990
...	...	2,55,73,411
...	...	6,82,962
...	...	1,09,806
...	...	3,98,24,275
...	...	49,50,868
...	...	9,11,354
...	...	10,00,000
...	...	23,41,695
...	...	18,694
...	...	79,000
...	...	2,20,259
...	...	8,63,449
...	...	3,22,736
...	...	1,07,08,055

## STATEMENT

## DETAILED ACCOUNT OF EXPENDITURE

(Figures in italics represent  
Heads  
Actuals

10	(1)	(2)
		Non-Plan
		Rs.
<b>A. GENERAL SERVICES - Contd.</b>		
<b>(a) Organs of State - Concl'd.</b>		
<b>2013. Council of Ministers</b>		
101. Salary of Ministers and Deputy Ministers		37,26,516
105. Discretionary Grants by Ministers		8,50,000
108. Tour expenses		20,76,322
800. Other expenditure		66,40,482
		<hr/>
Total : 2013		1,32,93,320
		<hr/>
<b>2014. Administration of Justice</b>		
102. High Courts		1,08,42,113
103. Special Courts		12,47,980
105. Civil and Session Courts		1,61,99,844
114. Legal Advisers and Counsels		83,66,000
800. Other expenditure		14,38,802
		<hr/>
Total : 2014		1,08,42,113
		2,72,52,626
		<hr/>
<b>2015. Elections</b>		
101. Election Commission		12,92,455
102. Electoral Officers		89,20,535
103. Preparation and Printing of Electoral rolls		16,15,714
105. Charges for conduct of Elections to Parliament		3,00,000
106. Charges for conduct of elections to State/Union Territory Legislature		21,58,419
		<hr/>
Total : 2015		1,42,87,123
		<hr/>
<b>Total (a) Organs of State</b>		2,50,68,274
		<hr/>
		9,11,39,238
		<hr/>



NO. 11

BY MINOR HEADS -- Contd.

charged expenditure)

for 1998-99

Plan	Centrally Spon- sored Plan Schemes (including NEC, Central Plan and Sub-Plan Schemes)	Total
(3)	(4)	(5)
Rs.	Rs.	Rs.
...	...	37,26,516
...	...	8,50,000
...	...	20,76,322
...	...	66,40,482
...	...	1,32,93,320
...	...	1,08,42,113
...	...	12,47,980
...	...	1,61,99,844
...	...	83,66,000
...	...	14,38,802
...	...	3,80,94,739
...	...	12,92,455
...	...	89,20,535
...	...	16,15,714
...	...	3,00,000
...	...	21,58,419
...	...	1,42,87,123
...	...	11,62,07,512

## DETAILED ACCOUNT OF EXPENDITURE

(Figures in italics represent

Heads

Actuals

(1)	Non-Plan	(2)
		Rs.
<b>A. GENERAL SERVICES - Contd.</b>		
<b>(b) Fiscal Services</b>		
(ii) Collection of Taxes on Property and Capital Transactions		
<b>2029. Land Revenue</b>		
001. Direction and Administration	1,37,23,674	
101. Collection Charges	1,72,76,241	
102. Survey and Settlement Operations	82,10,203	
103. Land Records	1,36,67,262	
104. Management of Government Estates	...	
Total : 2029	5,28,77,380	
<b>2030. Stamps and Registration</b>		
01. Stamps - Judicial		
101. Cost of Stamps	29,17,762	
Total : 01	29,17,762	
03. Registration		
001. Direction and Administration	...	
Total : 03	...	
Total : 2030	29,17,762	
Total : (ii) Collection of Taxes on Property and Capital Transactions	5,57,95,142	
(iii) Collection of Taxes on Commodities and Services		
<b>2039. State Excise</b>		
001. Direction and Administration	81,21,853	
Total : 2039	81,21,853	

NO. 11

BY MINOR HEADS - Contd.

charged expenditure)

for 1998-99

Plan (3) Rs.	Centrally Spon- sored Plan Schemes (including NEC, Central Plan and Sub-Plan Schemes) (4) Rs.	Total (5) Rs.
...	...	1,37,23,674
...	...	1,72,76,241
51,35,747	...	1,33,45,950
...	...	1,36,67,262
...	3,49,764	3,49,764
<u>51,35,747</u>	<u>3,49,764</u>	<u>5,83,62,891</u>
...	...	29,17,762
...	...	29,17,762
...	...	...
...	...	...
...	...	29,17,762
<u>51,35,747</u>	<u>3,49,764</u>	<u>6,12,80,653</u>
...	...	81,21,853
...	...	81,21,853

## DETAILED ACCOUNT OF EXPENDITURE

(Figures in italics represent

Heads

Actuals

(1)	Non-Plan	(2)
		Rs.
<b>A. GENERAL SERVICES - Contd.</b>		
<b>(b) Fiscal Services - Concl'd.</b>		
<b>2040. Sales Tax</b>		
001. Direction and Administration		11,43,463
101. Collection Charges		80,97,084
Total : 2040		92,40,547
<b>2041. Taxes on Vehicles</b>		
001. Direction and Administration		13,62,220
101. Collection Charges		82,44,364
800. Other expenditure		...
Total : 2041		96,06,584
<b>2045. Other Taxes and Duties on Commodities and Services</b>		
101. Collection Charges - Entertainment Tax		5,66,522
Total : 2045		5,66,522
Total : (iii) Collection of Taxes on Commodities and Services		2,75,35,506
(iv) Other Fiscal Services		
<b>2047. Other Fiscal Services</b>		
103. Promotion of Small Savings		43,24,747
Total : 2047		43,24,747
Total : (iv) Other Fiscal Services		43,24,747
<b>Total : (b) Fiscal Services</b>		8,76,55,395

NO. 11

BY MINOR HEADS - Contd.

charged expenditure)

for 1998-99

Plan (3) Rs.	Centrally Spon- sored Plan Schemes (including NEC, Central Plan and Sub-Plan Schemes) (4) Rs.	Total (5) Rs.
...	...	11,43,463
...	...	80,97,084
<u>...</u>	<u>...</u>	<u>92,40,547</u>
...	...	13,62,220
...	...	82,44,364
17,47,438	...	17,47,438
<u>17,47,438</u>	<u>...</u>	<u>1,13,54,022</u>
...	...	5,66,522
<u>...</u>	<u>...</u>	<u>5,66,522</u>
17,47,438	...	2,92,82,944
<u>17,47,438</u>	<u>...</u>	<u>2,92,82,944</u>
...	...	43,24,747
<u>...</u>	<u>...</u>	<u>43,24,747</u>
...	...	43,24,747
<u>...</u>	<u>...</u>	<u>43,24,747</u>
68,83,185	3,49,764	9,48,88,344
<u>68,83,185</u>	<u>3,49,764</u>	<u>9,48,88,344</u>

## STATEMENT

DETAILED ACCOUNT OF EXPENDITURE  
(Figures in italics represent

Heads

Actuals

(1)	Non-Plan (2) Rs.
<b>A. GENERAL SERVICES - Contd.</b>	
<b>(c) Interest payments and servicing of Debt</b>	
<b>2049. Interest Payments</b>	
01. Interest on Internal Debt	
101. Interest on Market Loans	22,75,50,067
200. Interest on Other Internal Debts	15,78,89,385
305. Management of Debt	3,83,831
Total:01.	<u>38,58,23,283</u>
03. Interest on Small Savings, Provident Funds etc.	
101. Interest on Savings Deposits	20,543
104. Interest on State Provident Funds	19,48,07,874
Total : 03.	<u>19,48,28,417</u>
04. Interest on Loans and Advances from Central Government	
101. Interest on Loans for State/ Union Territory Plan Schemes	19,60,20,865
102. Interest on Loans for Central Plan Schemes	59,25,941
103. Interest on Loans for Centrally Sponsored Plan Schemes	83,14,219
104. Interest on Loans for Non-Plan Schemes	9,21,04,293
105. Interest on Loans for Special Plan Schemes	46,42,837
106. Interest on Ways & Means Advance	...
107. Interest on Pre-1984-85 Loans	64,31,995
108. Interest on 84-89 Loans	1,87,18,869
Total : 04.	<u>33,21,59,019</u>
Total : 2049	<u>91,28,10,719</u>
<b>Total : (c) Interest Payments and Servicing of Debt</b>	<u>91,28,10,719</u>

NO. 11

BY MINOR HEADS - Contd.  
charged expenditure)

for 1998-99

Plan	Centrally Spon- sored Plan Schemes (including NEC, Central Plan and Sub-Plan Schemes)	Total
(3) Rs.	(4) Rs.	(5) Rs.
...	...	22,75,50,067
...	...	15,78,89,385
...	...	3,83,831
...	...	38,58,23,283
...	...	20,543
...	...	19,48,07,874
...	...	19,48,28,417
...	...	19,60,20,865
...	...	59,25,941
...	...	83,14,219
...	...	9,21,04,293
...	...	46,42,837
...	...	...
...	...	64,31,995
...	...	1,87,18,869
...	...	33,21,59,019
...	...	91,28,10,719
...	...	91,28,10,719

## DETAILED ACCOUNT OF EXPENDITURE

(Figures in italics represent

Heads

Actuals

(1)	Non-Plan	(2) Rs.
<b>A. GENERAL SERVICES - Contd.</b>		
<b>(d) Administrative Services</b>		
<b>2051. Public Service Commission</b>		
102. State Public Service Commission		64,48,556
Total : 2051		<u>64,48,556</u>
<b>2052. Secretariat-General Services</b>		
090. Secretariat		9,86,89,500
092. Other Offices		11,91,194
099. Board of Revenue		9,32,596
Total : 2052		<u>10,08,13,290</u>
<b>2053. District Administration</b>		
093. District Establishments		3,03,77,291
094. Other Establishments		3,23,71,734
Total : 2053		<u>6,27,49,025</u>
<b>2054. Treasury and Accounts Administration</b>		
095. Directorate of Accounts and Treasuries		13,95,691
097. Treasury Establishment		1,66,18,292
098. Local Fund Audit		35,71,006
Total : 2054		<u>2,15,84,989</u>
<b>2055. Police</b>		
001. Direction and Administration		11,53,50,582
003. Education and Training		1,34,89,570
101. Criminal Investigation and Vigilance		3,56,06,139
104. Special Police		39,03,84,633
109. District Police		21,97,63,691
114. Wireless and Computers		4,20,21,246
115. Modernisation of Police Force		3,55,60,072
116. Forensic Science		1,49,78,123
Total : 2055		<u>86,71,54,056</u>



NO. 11

BY MINOR HEADS - Contd.

charged expenditure)

for 1998-99

Plan	Centrally Sponsored Plan Schemes (including NEC, Central Plan and Sub-Plan Schemes)	Total
(3) Rs.	(4) Rs.	(5) Rs.
...	...	64,48,556
...	...	64,48,556
60,61,790	...	10,47,51,290
...	...	11,91,194
...	...	9,32,596
60,61,790	...	10,68,75,080
...	...	3,03,77,291
...	...	3,23,71,734
...	...	6,27,49,025
3,95,947	...	17,91,638
...	...	1,66,18,292
4,99,135	...	40,70,141
8,95,082	...	2,24,80,071
...	...	11,53,50,582
...	...	1,34,89,570
...	...	3,56,06,139
...	...	39,03,84,633
...	...	21,97,63,691
...	...	4,20,21,246
...	...	3,55,60,072
...	...	1,49,78,123
...	...	86,71,54,056

## DETAILED ACCOUNT OF EXPENDITURE

(Figures in italics represent

Heads

Actuals

(1)	Non-Plan	(2)
		Rs.
<b>A. GENERAL SERVICES - Contd.</b>		
<b>(d) Administrative Services - Contd.</b>		
<b>2056. Jails</b>		
001. Direction and Administration		15,63,098
101. Jails		3,09,16,728
800. Other expenditure		1,82,000
Total : 2056		3,26,61,826
<b>2058. Stationery and Printing</b>		
101. Purchase and Supply of Stationery Stores		40,44,393
103. Government Presses		91,15,984
Total : 2058		1,31,60,377
<b>2059. Public Works</b>		
<i>01. Office Buildings</i>		
053. Maintenance and Repairs		1,41,82,665
101. Construction of General Pool office Accommodation		7,99,941
Total : 01		1,49,82,606
<i>60. Other Buildings</i>		
053. Maintenance and Repairs		16,94,949
Total : 60		16,94,949
<i>80. General</i>		
001. Direction and Administration		1,13,46,890
052. Machinery and Equipment		(-) 9,81,288
101. Constn. of Gen. Pool Office Accommodation		...
103. Furnishings		64,553

NO. 11

BY MINOR HEADS - Contd.

charged expenditure)

for 1998-99

Plan	Centrally Spon- sored Plan Schemes (including NEC, Central Plan and Sub-Plan Schemes)	Total
(3)	(4)	(5)
Rs.	Rs.	Rs.
...	...	15,63,098
...	...	3,09,16,728
1,99,525	...	3,81,525
<u>1,99,525</u>	<u>...</u>	<u>3,28,61,351</u>
7,90,042	...	48,34,435
24,17,196	...	1,15,33,180
<u>32,07,238</u>	<u>...</u>	<u>1,63,67,615</u>
...	...	1,41,82,665
...	...	7,99,941
<u>...</u>	<u>...</u>	<u>1,49,82,606</u>
...	...	16,94,949
<u>...</u>	<u>...</u>	<u>16,94,949</u>
...	...	1,13,46,890
...	...	(-) 9,81,288
1,23,90,266	...	1,23,90,266
...	...	64,553

## STATEMENT

## DETAILED ACCOUNT OF EXPENDITURE

(Figures in italics represent

Heads

Actuals

(1)	Non-Plan	(2)
		Rs.
<b>A. GENERAL SERVICES - Contd.</b>		
<b>(d) Administrative Services - Concl'd.</b>		
<b>2059. Public Works - Concl'd.</b>		
799. Suspense		3,29,91,349
800. Other expenditure		12,07,052
Total:80		<u>4,46,28,556</u>
Total : 2059		<u>6,13,06,111</u>
<b>2070. Other Administrative Services</b>		
003. Training		11,92,771
104. Vigilance		44,06,570
105. Special Commission of Inquiry		22,44,119
107. Home Guards		3,34,85,531
108. Fire Protection and Control		1,46,59,928
115. Guest Houses, Government Hostels, etc.		1,43,26,534
Total : 2070		<u>7,03,15,453</u>
<b>Total : (d) Administrative Services</b>		<u>64,48,556</u> <u>1,22,97,45,127</u>
<b>(e) Pensions and Miscellaneous General Services</b>		
<b>2071. Pensions and other Retirement Benefits</b>		
<b>01. Civil</b>		
101. Superannuation and Retirement Allowances		32,05,07,067
102. Commuted Value of Pensions		3,35,08,677
104. Gratuities		5,92,83,699
105. Family Pensions		11,55,07,921
111. Pensions to Legislators		78,55,317
Total : 2071		<u>53,66,62,681</u>

NO. 11

BY MINOR HEADS - Contd.

charged expenditure)

for 1998-99

Plan	Centrally Spon- sored Plan Schemes (including NEC, Central Plan and Sub-Plan Schemes)	Total
(3) Rs.	(4) Rs.	(5) Rs.
...	...	3,29,91,349
...	...	12,07,052
<u>1,23,90,266</u>	...	<u>5,70,18,822</u>
<u>1,23,90,266</u>	...	<u>7,36,96,377</u>
22,95,595	...	34,88,366
...	...	44,06,570
...	...	22,44,119
...	...	3,34,85,531
...	...	1,46,59,928
...	...	1,43,26,534
<u>22,95,595</u>	...	<u>7,26,11,048</u>
<u>2,50,49,496</u>	...	<u>1,26,12,43,179</u>
...	...	32,05,07,067
...	...	3,35,08,677
...	...	5,92,83,699
...	...	11,55,07,921
...	...	78,55,317
<u>...</u>	<u>...</u>	<u>53,66,62,681</u>

## DETAILED ACCOUNT OF EXPENDITURE

(Figures in italics represent

Heads

Actuals

(1)	Non-Plan	(2)
		Rs.
<b>A. GENERAL SERVICES - Concl'd</b>		
<b>(e) Pensions and Miscellaneous General Services - Concl'd.</b>		
<b>2075. Miscellaneous General Services</b>		
103. State Lotteries		26,21,891
800. Other Expenditures		...
Total : 2075		<u>26,21,891</u>
Total : (e)Pensions and Miscellaneous General Services		<u>53,92,84,572</u>
<b>TOTAL : A. GENERAL SERVICES</b>		<u>94,43,27,549</u> <u>1,94,78,24,332</u>
<b>B. SOCIAL SERVICES</b>		
<b>(a) Education, Sports, Art and Culture</b>		
<b>2202. General Education</b>		
01. Elementary Education		
001. Direction and Administration		3,18,88,034
052. Equipment		...
101. Government Primary Schools		54,85,93,484
102. Assistance to Non-Government Primary Schools		3,51,35,818
104. Inspection		1,20,30,936
105. Non Formal Education		...
106. Teachers and other Services		...
107. Teachers training		...
109. Scholarships and Incentives		...
800. Other expenditure		4,02,62,229
Total:01		<u>66,79,10,501</u>

NO. 11

BY MINOR HEADS - Contd.

charged expenditure)

for 1998-99

Plan	Centrally Spon- sored Plan Schemes (including NEC, Central Plan and Sub-Plan Schemes)	Total
(3)	(4)	(5)
Rs.	Rs.	Rs.
...	...	26,21,891
...	...	
...	...	26,21,891
...	...	
...	...	53,92,84,572
...	...	
<u>3,19,32,681</u>	<u>3,49,764</u>	<u>2,92,44,34,326</u>
7,24,661	...	3,26,12,695
1,49,980	...	1,49,980
5,37,34,576	...	60,23,28,060
4,21,29,276	...	7,72,65,094
...	...	1,20,30,936
1,70,81,554	...	1,70,81,554
67,000	...	67,000
52,442	...	52,442
7,59,947	...	7,59,947
24,28,599	...	4,26,90,828
<u>11,71,28,035</u>	<u>...</u>	<u>78,50,38,536</u>

## DETAILED ACCOUNT OF EXPENDITURE

(Figures in italics represent

Heads

Actuals

(1)	Non-Plan	(2)
		Rs.
<b>B. SOCIAL SERVICES - Contd.</b>		
<b>(a) Education, Sports, Art and Culture -Contd.</b>		
<b>2202. General Education - Contd.</b>		
02. <i>Secondary Education</i>		
001. Direction and Administration	3,29,090	
004. Research and Training	...	
052. Equipments	...	
053. Maintenance of Buildings	...	
101. Inspection	19,53,400	
105. Teachers Training	29,24,539	
107. Scholarships	15,63,000	
109. Government Secondary Schools	49,84,68,026	
110. Assistance to Non-Government Secondary Schools	2,46,65,671	
191. Assistance to Local Bodies for Sec.Edn	2,15,000	
Total : 02	53,01,18,726	
03. <i>University and Higher Education</i>		
001. Direction and Administration	3,38,71,351	
103. Government Colleges & Institutes	20,73,94,563	
104. Assistance to Non-Government Colleges and Institutes	1,10,75,842	
105. Faculty Development Programme	17,15,557	
106. Text Book Development	...	
112. Institutes of Higher Learning	...	
800. Other Expenditure	...	
Total : 03	25,40,57,313	



NO. 11

BY MINOR HEADS - Contd.

charged expenditure)

for 1998-99

Plan	Centrally Spon- sored Plan Schemes (including NEC, Central Plan and Sub-Plan Schemes)	Total
(3) Rs.	(4) Rs.	(5) Rs.
89,253	...	4,18,343
93,733	...	93,733
14,27,918	...	14,27,918
5,91,047	...	5,91,047
37,458	...	19,90,858
20,32,426	...	49,56,965
...	...	15,63,000
4,24,80,320	...	54,09,48,346
1,42,13,383	...	3,88,79,054
1,01,53,205	15,59,831	1,19,28,036
<u>7,11,18,743</u>	<u>15,59,831</u>	<u>60,27,97,300</u>
1,56,93,249	...	4,95,64,600
5,15,10,390	...	25,89,04,953
...	...	1,10,75,842
...	...	17,15,557
4,60,000	...	4,60,000
5,50,000	...	5,50,000
8,13,000	...	8,13,000
<u>6,90,26,639</u>	<u>...</u>	<u>32,30,83,952</u>

## DETAILED ACCOUNT OF EXPENDITURE

(Figures in italics represent

Heads

Actuals

		Non-Plan
(1)		(2)
		Rs.
<b>B. SOCIAL SERVICES - Contd.</b>		
<b>(a) Education, Sports, Art and Culture - Contd.</b>		
<b>2202. General Education - Concl'd.</b>		
04. Adult Education		
001. Direction and Administration		46,30,559
Total : 04		<u>46,30,559</u>
05. Language Development		
001. Direction and Administration		3,09,954
102. Promotion of Modern Indian Languages and Literature		11,93,287
Total : 05		<u>15,03,241</u>
80. General		
001. Direction and Administration		2,89,05,449
800. Other expenditure		1,410
Total : 80		<u>2,89,06,859</u>
Total : 2202		<u>1,48,71,27,199</u>
<b>2203. Technical Education</b>		
001. Direction and Administration		2,80,269
105. Polytechnics		26,55,235
107. Scholarships		2,25,510
Total : 2203		<u>31,61,014</u>

NO. 11

## BY MINOR HEADS - Contd.

charged expenditure)

for 1998-99

Plan	Centrally Spon- sored Plan Schemes (including NEC, Central Plan and Sub-Plan Schemes)	Total
(3)	(4)	(5)
Rs.	Rs.	Rs.
78,08,000	...	1,22,38,559
<u>78,08,000</u>	<u>...</u>	<u>1,22,38,559</u>
11,567	...	3,21,521
7,16,953	...	19,10,240
<u>7,28,520</u>	<u>...</u>	<u>22,31,761</u>
70,28,824	...	3,59,34,273
...	...	1,410
<u>70,28,824</u>	<u>...</u>	<u>3,59,35,683</u>
<u>27,26,38,761</u>	<u>15,59,831</u>	<u>1,76,13,25,791</u>
14,93,198	...	17,73,467
79,20,775	...	1,05,76,010
6,40,428	...	8,65,938
<u>1,00,54,401</u>	<u>...</u>	<u>1,32,15,415</u>

## DETAILED ACCOUNT OF EXPENDITURE

(Figures in italics represent

Heads

Actuals

(1)	Non-Plan	(2)
		Rs.
<b>B. SOCIAL SERVICES-Contd.</b>		
<b>(a) Education, Sports, Art and Culture - Concl'd.</b>		
<b>2204. Sports and Youth Services</b>		
001. Direction and Administration		62,22,883
101. Physical Education		80,77,572
102. Youth Welfare Programmes for Students		50,66,413
103. Youth Welfare Programmes for non-students		...
104. Sports and Games		8,52,700
<b>Total : 2204</b>		<u>2,02,19,568</u>
<b>2205. Art and Culture</b>		
001. Direction and Administration		11,084
101. Fine Art Education		10,78,372
102. Promotion of Art and Culture		30,31,058
103. Archaeology		10,52,814
104. Archives		7,00,306
105. Public Libraries		8,67,799
107. Museums		10,44,512
800. Other expenditure		...
<b>Total : 2205</b>		<u>77,85,945</u>
<b>Total : (a) Education, Sports, Art and Culture</b>		<u>1,51,82,93,726</u>
<b>(b) Health and Family Welfare</b>		
<b>2210. Medical and Public Health</b>		
<b>01. Urban Health Services - Allopathy -</b>		
001. Direction and Administration		1,89,17,280
104. Medical Stores Depots		1,89,99,104
109. School Health Scheme		24,38,195
110. Hospitals and Dispensaries		4,32,26,036
<b>Total : 01</b>		<u>8,35,80,615</u>

NO. 11

BY MINOR HEADS - Contd.

charged expenditure)

for 1998-99

Plan	Centrally Spon- sored Plan Schemes (including NEC, Central Plan and Sub-Plan Schemes)	Total
(3)	(4)	(5)
Rs.	Rs.	Rs.
41,73,139	...	1,03,96,022
2,08,11,778	...	2,88,89,350
14,70,067	...	65,36,480
19,89,031	...	19,89,031
2,72,46,743	...	2,80,99,443
<u>5,56,90,758</u>	...	<u>7,59,10,326</u>
23,67,860	...	23,78,944
16,31,255	...	27,09,627
12,60,784	...	42,91,842
10,38,399	...	20,91,213
8,42,641	...	15,42,947
20,67,286	...	29,35,085
9,85,984	...	20,30,496
59,88,131	...	59,88,131
<u>1,61,82,340</u>	...	<u>2,39,68,285</u>
<u>35,45,66,260</u>	<u>15,59,831</u>	<u>1,87,44,19,817</u>
7,43,706	...	1,96,60,986
...	...	1,89,99,104
...	...	24,38,195
1,42,52,593	...	5,74,78,629
<u>1,49,96,299</u>	...	<u>9,85,76,914</u>

## DETAILED ACCOUNT OF EXPENDITURE

(Figures in italics represent

Heads

Actuals

(1)	Non-Plan	(2)
		Rs.
<b>B. SOCIAL SERVICES - Contd.</b>		
<i>(b) Health and Family Welfare - Contd.</i>		
<b>2210. Medical and Public Health - Contd.</b>		
02. <i>Urban Health Services -</i>		
<i>Other systems of medicine</i>		
102. Homeopathy	7,26,764	
Total : 02	<u>7,26,764</u>	
03. <i>Rural Health Services-</i>		
<i>Allopathy</i>		
101. Health Sub-centres	4,44,18,358	
103. Primary Health Centres	4,63,53,591	
104. Community Health Centres	4,51,652	
110. Hospitals and Dispensaries	2,75,03,054	
Total : 03	<u>11,87,26,655</u>	
04. <i>Rural Health Services -Other</i>		
<i>Systems of medicine</i>		
102. Homeopathy	12,84,411	
200. Other Systems	...	
Total : 04	<u>12,84,411</u>	
05. <i>Medical Education, Training</i>		
<i>and Research</i>		
105. Allopathy	2,92,67,002	
200. Other Systems	...	
800. Other Expenditure	...	
Total : 05	<u>2,92,67,002</u>	

NO. 11

BY MINOR HEADS - Contd.

charged expenditure)

for 1998-99

Plan	Centrally Spon- sored Plan Schemes (including NEC, Central Plan and Sub-Plan Schemes)	Total
(3)	(4)	(5)
Rs.	Rs.	Rs.
...	...	7,26,764
...	...	7,26,764
...	...	4,44,18,358
1,82,35,607	...	6,45,89,198
1,31,88,909	...	1,36,40,561
7,68,556	...	2,82,71,610
3,21,93,072	...	15,09,19,727
1,21,499	...	14,05,910
52,62,818	...	52,62,818
53,84,317	...	66,68,728
...	...	2,92,67,002
50,50,144	...	50,50,144
5,00,000	...	5,00,000
55,50,144	...	3,48,17,146

## DETAILED ACCOUNT OF EXPENDITURE

(Figures in italics represent

Heads

Actuals

(1)	Non-Plan	(2)
		Rs.
<b>B. SOCIAL SERVICES - Contd.</b>		
<b>(b) Health and Family Welfare - Concl'd.</b>		
<b>2210. Medical and Public Health - Concl'd.</b>		
06. Public Health		
101. Prevention and Control of diseases	5,97,21,790	
102. Prevention of Food Adulteration	...	
104. Drug Control	...	
112. Public Health Education	17,95,775	
800. Other expenditure	18,75,192	
Total : 06	6,33,92,757	
80. General		
004. Health Statistics and Evaluation	73,26,215	
800. Other expenditure	68,74,281	
Total : 80	1,42,00,496	
Total : 2210	31,11,78,700	
<b>2211. Family Welfare</b>		
001. Direction and Administration	...	
003. Training	...	
101. Rural Family Welfare Services	...	
102. Urban Family Welfare Services	...	
103. Maternity and Child Health	...	
104. Transport	...	
105. Compensation	...	
106. Mass Education	...	
200. Other Services and Supplies	...	
800. Other Expenditure	...	
Total : 2211	...	
Total : (b) Health and Family Welfare	31,11,78,700	



NO. 11

BY MINOR HEADS - Contd.

charged expenditure)

for 1998-99

Plan	Centrally Spon- sored Plan Schemes (including NEC, Central Plan and Sub-Plan Schemes)	Total
(3)	(4)	(5)
Rs.	Rs.	Rs.
...	...	5,97,21,790
19,98,535	3,51,24,261	3,71,22,796
85,758	...	85,758
...	...	17,95,775
8,109	...	18,83,301
<u>20,92,402</u>	<u>3,51,24,261</u>	<u>10,06,09,420</u>
47,309	...	73,73,524
...	...	68,74,281
<u>47,309</u>	<u>...</u>	<u>1,42,47,805</u>
<u>6,02,63,543</u>	<u>3,51,24,261</u>	<u>40,65,66,504</u>
...	1,34,69,878	1,34,69,878
...	30,00,969	30,00,969
...	2,49,36,187	2,49,36,187
...	9,78,698	9,78,698
...	28,74,435	28,74,435
...	5,94,638	5,94,638
...	3,71,482	3,71,482
...	7,04,968	7,04,968
...	2,67,49,308	2,67,49,308
...	2,54,250	2,54,250
<u>...</u>	<u>7,39,34,813</u>	<u>7,39,34,813</u>
<u>6,02,63,543</u>	<u>10,90,59,074</u>	<u>48,05,01,317</u>

## DETAILED ACCOUNT OF EXPENDITURE

(Figures in italics represent

Heads

Actuals

		Non-Plan
(1)	(2)	Rs.
<b>B. SOCIAL SERVICES - Contd.</b>		
<b>(c) Water Supply, Sanitation, Housing and Urban Development</b>		
<b>2215. Water Supply and Sanitation</b>		
01. <i>Water Supply</i>		
001. Direction and Administration	3,29,07,022	
101. Urban Water Supply Programmes	1,25,56,616	
102. Rural Water Supply Programmes	...	
Total : 01	<u>4,54,63,638</u>	
02. <i>Sewerage and Sanitation</i>		
107. Sewerage Services	12,92,150	
799. Suspense	(-) 54,57,752	
Total : 02	<u>(-) 41,65,602</u>	
Total : 2215	<u>4,12,98,036</u>	
<b>2216. Housing</b>		
01. <i>Government Residential Buildings</i>		
067. Minor Works	29,814	
106. General Pool accommodation	41,82,856	
Total : 01	<u>42,12,670</u>	
80. <i>General</i>		
001. Direction and Administration	48,09,249	
800. Other Expenditure	14,67,601	
Total : 80	<u>48,09,249</u>	
Total : 2216	<u>48,09,249</u>	
	<u>56,80,271</u>	

NO. 11

BY MINOR HEADS - Contd.

charged expenditure)

for 1998-99

Plan	Centrally Spon- sored Plan Schemes (including NEC, Central Plan and Sub-Plan Schemes)	Total
(3)	(4)	(5)
Rs.	Rs.	Rs.
39,58,467	...	3,68,65,489
90,11,134	...	2,15,67,750
2,60,03,731	7,23,537	2,67,27,268
<u>3,89,73,332</u>	<u>7,23,537</u>	<u>8,51,60,507</u>
8,09,042	...	21,01,192
...	...	(-) 54,57,752
<u>8,09,042</u>	<u>...</u>	<u>(-) 33,56,560</u>
<u>3,97,82,374</u>	<u>7,23,537</u>	<u>8,18,03,947</u>
...	...	29,814
...	...	41,82,856
...	...	42,12,670
1,18,91,222	...	1,67,00,471
...	...	14,67,601
<u>1,18,91,222</u>	<u>...</u>	<u>1,81,68,072</u>
<u>1,18,91,222</u>	<u>...</u>	<u>2,23,80,742</u>

## DETAILED ACCOUNT OF EXPENDITURE

(Figures in italics represent

Heads

Actuals

		Non-Plan
(1)	(2)	
		Rs.
<b>B. SOCIAL SERVICES - Contd.</b>		
<b>(c) Water Supply, Sanitation, Housing and Urban Development - Concl'd.</b>		
<b>2217. Urban Development</b>		
05. <i>Other Urban Development Schemes</i>		
191. Assistance to Local Bodies, Corporations, Urban Development Authorities, Town Improvement Boards, etc.	10,64,963	
800. Other expenditure	1,11,800	
	<hr/>	
Total : 05	11,76,763	
	<hr/>	
Total : 2217	11,76,763	
	<hr/>	
Total : (c) <i>Water Supply, Sanitation, Housing and Urban Development</i>	48,09,249	
	4,81,55,070	
	<hr/>	
<b>(d) Information and Broadcasting</b>		
<b>2220. Information and Publicity</b>		
60. <i>Others</i>		
001. Direction and Administration	36,12,410	
101. Advertising and Visual Publicity	7,86,317	
102. Information Centres	4,95,004	
103. Press Information Services	...	
106. Field Publicity	9,84,543	
107. Song and Drama Services	6,79,141	

NO. 11

## BY MINOR HEADS - Contd.

charged expenditure)

for 1998-99

Plan	Centrally Spon- sored Plan Schemes (including NEC, Central Plan and Sub-Plan Schemes)	Total
(3)	(4)	(5)
Rs.	Rs.	Rs.
86,62,331	...	97,27,294
3,54,65,949	...	3,55,77,749
<u>4,41,28,280</u>	<u>...</u>	<u>4,53,05,043</u>
4,41,28,280	...	4,53,05,043
<u>9,58,01,876</u>	<u>7,23,537</u>	<u>14,94,89,732</u>
15,25,122	...	51,37,532
2,20,476	...	10,06,793
...	...	4,95,004
4,54,108	...	4,54,108
69,35,709	...	79,20,252
6,00,983	...	12,80,124

## DETAILED ACCOUNT OF EXPENDITURE

(Figures in italics represent

Heads

Actuals

(1)	Non-Plan	(2)
		Rs.
<b>B. SOCIAL SERVICES - Contd.</b>		
<b>(d) Information and Broadcasting - Concl'd.</b>		
<b>2220. Information and Publicity - Concl'd.</b>		
60. Others - Concl'd.		
109. Photo Services		7,92,010
110. Publications		9,20,597
111. Community Radio & Television		...
Total : 60		82,70,022
Total : 2220		82,70,022
Total : (d) Information and Broadcasting		82,70,022
<b>(e) Welfare of Scheduled Castes, Scheduled Tribes and Other Backward Classes</b>		
<b>2225. Welfare of Scheduled Castes, Scheduled Tribes and Other Backward Classes</b>		
01. Welfare of Scheduled Castes		
102. Economic Development		...
277. Education		3,89,620
282. Health		...
283. Housing		...
Total : 01		3,89,620
02. Welfare of Scheduled Tribes		
001. Direction and Administration		...
102. Economic Development		...
277. Education		46,25,000
282. Health		...
283. Housing		...
794. Special Central Assistance for Tribal Sub-Plan		...
800. Other expenditure		...
Total : 02		46,25,000

NO. 11

BY MINOR HEADS - Contd.

charged expenditure)

for 1998-99

Plan	Centrally Spon- sored Plan Schemes (including NEC, Central Plan and Sub-Plan Schemes)	Total
(3)	(4)	(5)
Rs.	Rs.	Rs.
86,32,139	...	94,24,149
8,93,221	...	18,13,818
4,231	...	4,231
<u>1,92,65,989</u>	<u>...</u>	<u>2,75,36,011</u>
1,92,65,989	...	2,75,36,011
<u>1,92,65,989</u>	<u>...</u>	<u>2,75,36,011</u>
6,86,216	21,58,743	28,44,959
4,39,717	...	8,29,337
6,98,650	...	6,98,650
...	...	...
<u>18,24,583</u>	<u>21,58,743</u>	<u>43,72,946</u>
33,14,297	54,65,447	87,79,744
34,82,234	...	34,82,234
12,47,770	...	58,72,770
...	...	...
62,70,579	...	62,70,579
9,96,33,444	...	9,96,33,444
...	4,00,76,650	4,00,76,650
<u>11,39,48,324</u>	<u>4,55,42,097</u>	<u>16,41,15,421</u>

## DETAILED ACCOUNT OF EXPENDITURE

(Figures in italics represent

Heads

Actuals

	Non-Plan
(1)	(2)
	Rs.
<b>B. SOCIAL SERVICES - Contd.</b>	
<b>(e) Welfare of Scheduled Castes, Scheduled Tribes and Other Backward Classes- Concl'd.</b>	
<b>2225. Welfare of Scheduled Castes, Scheduled Tribes and Other Backward Classes- Concl'd.</b>	
03. Welfare of Backward Classes	
001. Direction and Administration	16,59,746
800. Other expenditure	...
Total : 03	<u>16,59,746</u>
80. General	
800. Other expenditure	1,82,50,963
Total : 80	<u>1,82,50,963</u>
Total : 2225	<u>2,49,25,329</u>
Total : (e) Welfare of Scheduled Castes, Scheduled Tribes and Other Backward Classes	<u>2,49,25,329</u>
<b>(f) Labour and Labour Welfare</b>	
<b>2230. Labour and Employment</b>	
01. Labour	
101. Industrial Relations	14,54,422
Total : 01	<u>14,54,422</u>
02. Employment Service	
001. Direction and Administration	18,41,803
004. Research, Survey and Statistics	2,38,122
101. Employment Services	35,51,126
Total : 02	<u>56,31,051</u>



NO. 11

BY MINOR HEADS - Contd.

charged expenditure)

for 1998-99

Plan	Centrally Spon- sored Plan Schemes (including NEC, Central Plan and Sub-Plan Schemes)	Total
(3)	(4)	(5)
Rs.	Rs.	Rs.
77,31,693	8,42,722	1,02,34,161
3,83,78,205	...	3,83,78,205
<u>4,61,09,898</u>	<u>8,42,722</u>	<u>4,86,12,366</u>
...	...	<u>1,82,50,963</u>
...	...	<u>1,82,50,963</u>
<u>16,18,82,805</u>	<u>4,85,43,562</u>	<u>23,53,51,696</u>
<u>16,18,82,805</u>	<u>4,85,43,562</u>	<u>23,53,51,696</u>
<u>24,12,881</u>	...	<u>39,08,303</u>
<u>24,12,881</u>	...	<u>39,08,303</u>
22,49,475	...	40,91,278
...	...	2,38,122
...	...	35,51,126
<u>22,49,475</u>	...	<u>78,80,526</u>

## DETAILED ACCOUNT OF EXPENDITURE

(Figures in italics represent

Heads

Actuals

(1)	Non-Plan	(2)
		Rs.
<b>B. SOCIAL SERVICES - Contd.</b>		
<i>(f) Labour and Labour Welfare - Concl'd.</i>		
<b>2230. Labour and Employment - Concl'd.</b>		
03. Training		
003. Training of Craftsmen and Supervisors	75,29,724	
052. Machinery and Equipment	18,000	
101. Industrial Training Institutes	...	
102. Apprenticeship Training	1,34,057	
800. Other Expenditure	...	
Total : 03	76,81,781	
Total : 2230	1,48,08,254	
Total : <i>(f) Labour and Labour Welfare</i>	1,48,08,254	
<i>(g) Social Welfare and Nutrition</i>		
<b>2235. Social Security and Welfare</b>		
01. Rehabilitation		
001. Direction and Administration	4,20,466	
200. Other Relief Measures	6,32,72,173	
202. Other Rehabilitation Schemes	1,09,62,725	
800. Other expenditure	...	
Total : 01	7,46,55,364	
02. Social Welfare		
001. Direction and Administration	10,50,129	
101. Welfare of handicapped	2,73,47,834	
102. Child Welfare	43,47,765	
103. Women's Welfare	1,28,03,991	
104. Welfare of aged, infirm and destitute	41,22,600	
105. Prohibition	...	
106. Correctional Services	...	
107. Assistance to Voluntary Organisations	6,32,000	
800. Other expenditure	8,22,464	
Total : 02	5,11,26,783	

NO. 11

BY MINOR HEADS - Contd.

charged expenditure)

for 1998-99

Plan	Centrally Spon- sored Plan Schemes (including NEC, Central Plan and Sub-Plan Schemes)	Total
(3)	(4)	(5)
Rs.	Rs.	Rs.
26,57,476	...	1,01,87,200
...	...	18,000
28,83,901	1,80,542	30,64,443
...	...	1,34,057
...	...	...
<u>55,41,377</u>	<u>1,80,542</u>	<u>1,34,03,700</u>
<u>1,02,03,733</u>	<u>1,80,542</u>	<u>2,51,92,529</u>
<u>1,02,03,733</u>	<u>1,80,542</u>	<u>2,51,92,529</u>
...	...	4,20,466
...	...	6,32,72,173
...	...	1,09,62,725
...	...	...
<u>...</u>	<u>...</u>	<u>7,46,55,364</u>
40,27,914	...	50,78,043
22,66,086	...	2,96,13,920
5,19,000	5,76,11,219	6,24,77,984
25,51,228	...	1,53,55,219
...	...	41,22,600
1,50,278	...	1,50,278
38,58,225	...	38,58,225
...	...	6,32,000
...	73,33,037	81,55,501
<u>1,33,72,731</u>	<u>6,49,44,256</u>	<u>12,94,43,770</u>

## DETAILED ACCOUNT OF EXPENDITURE

(Figures in italics represent

Heads

Actuals

(1)	Non-Plan	(2)
		Rs.
<b>B. SOCIAL SERVICES - Concl'd.</b>		
<i>(g) Social Welfare and Nutrition - Concl'd.</i>		
<b>2235. Social Security and Welfare - Concl'd.</b>		
60. <i>Other Social Security and Welfare programmes</i>		
102. Pension under Social Security Scheme		1,95,676
105. Government Employees Schemes		19,21,926
200. Other Programmes		50,000
		11,44,074
Total : 60		50,000
		32,61,676
Total : 2235		50,000
		12,90,43,823
<b>2236. Nutrition</b>		
02. <i>Distribution of Nutritious food and beverages</i>		
101. Special Nutrition programmes		3,82,873
Total : 2236		3,82,873
<b>2245. Relief on Account of Natural Calamities</b>		
05. <i>Calamity Relief Fund</i>		
101. Transfers to/from Reserve Funds and Deposit Accounts - Calamity Relief Fund		7,00,000
800. Other Expenditures		2,75,00,000
Total : 2245		2,82,00,000
Total : <i>(g) Social Welfare and Nutrition</i>		50,000
		15,76,26,696

NO. 11

BY MINOR HEADS - Contd.

charged expenditure)

for 1998-99

Plan (3) Rs.	Centrally Spon- sored Plan Schemes (including NEC, Central Plan and Sub-Plan Schemes) (4) Rs.	Total (5) Rs.
9,45,851	...	11,41,527
...	...	19,21,926
...	...	11,94,074
<hr/> 9,45,851	<hr/> ...	<hr/> 42,57,527
<hr/> 1,43,18,582	<hr/> 6,49,44,256	<hr/> 20,83,56,661
 2,28,83,245	 ...	 2,32,66,118
<hr/> 2,28,83,245	<hr/> ...	<hr/> 2,32,66,118
 ...	 ...	 7,00,000
 ...	 ...	 2,75,00,000
<hr/> ...	<hr/> ...	<hr/> 2,82,00,000
<hr/> 3,72,01,827	<hr/> 6,49,44,256	<hr/> 25,98,22,779

## DETAILED ACCOUNT OF EXPENDITURE

(Figures in italics represent

Actuals

Heads

Non-Plan

(1)

(2)

Rs.

**B. SOCIAL SERVICES - Concl'd.****(h) Others****2250. Other Social Services**101. Donations for Charitable  
purposes

15,01,917

800. Other Expenditure

11,12,000

Total : 2250

26,13,917

**2251. Secretariat - Social Services**

090. Secretariat

1,81,65,507

Total : 2251

1,81,65,507

Total : (h) Others

2,07,79,424

**TOTAL : B. SOCIAL SERVICES**

48,59,249

2,10,40,37,221

**C. ECONOMIC SERVICES****(a) Agriculture and Allied Activities****2401. Crop Husbandry**

001. Direction and Administration

3,91,88,333

102. Foodgrain crops

36,19,000

103. Seeds

40,11,329

104. Agricultural Farms

34,66,000

105. Manures and Fertilizers

14,35,000

107. Plant Protection

27,20,000

108. Commercial Crops

33,73,637

109. Extension and Farmers' Training

86,54,812

111. Agricultural Economic  
and Statistics

...

113. Agricultural Engineering

36,30,000

119. Horticulture and Vegetable  
Crops

44,02,889

800. Other expenditure

...

Total : 2401

7,45,01,000

NO. 11

BY MINOR HEADS - Contd.

charged expenditure)

for 1998-99

Plan (3) Rs.	Centrally Spon- sored Plan Schemes (including NEC, Central Plan and Sub-Plan Schemes) (4) Rs.	Total (5) Rs.
...	...	15,01,917
...	...	11,12,000
...	...	26,13,917
...	...	1,81,65,507
...	...	1,81,65,507
...	...	2,07,79,424
<u>73,91,86,033</u>	<u>22,50,10,802</u>	<u>3,07,30,93,305</u>
3,97,72,000	...	7,89,60,333
37,90,000	4,02,00,336	4,76,09,336
26,90,000	...	67,01,329
40,49,000	...	75,15,000
1,50,000	...	15,85,000
12,86,000	...	40,06,000
2,90,000	52,69,750	89,33,387
1,50,000	3,25,000	91,29,812
28,000	...	28,000
3,00,000	...	39,30,000
48,84,000	...	92,86,889
33,15,000	...	33,15,000
<u>6,07,04,000</u>	<u>4,57,95,086</u>	<u>18,10,00,086</u>

## DETAILED ACCOUNT OF EXPENDITURE

(Figures in italics represent

Heads

Actuals

(1)	Non-Plan (2)
	Rs.
<b>C. ECONOMIC SERVICES - Contd.</b>	
<b>(a) Agriculture and Allied Activities - Contd</b>	
<b>2402. Soil and Water Conservation</b>	
001. Direction and Administration	1,27,45,220
101. Soil Survey and Testing	57,75,000
102. Soil Conservation	1,00,59,808
	<hr/>
Total : 2402	2,85,80,028
	<hr/>
<b>2403. Animal Husbandry</b>	
001. Direction and Administration	2,49,04,119
101. Veterinary Services and Animal Health	4,79,40,283
102. Cattle and Buffalo Development	2,28,40,426
103. Poultry Development	24,27,210
104. Sheep and Wool Development	...
105. Piggery Development	...
106. Other Livestock Development	...
107. Fodder and Feed Development	14,26,179
109. Extension and Training	1,29,650
113. Administrative Investigation and Statistics	...
195. Assistance to Animal Husbandry	...
	<hr/>
Total : 2403	9,96,67,867
	<hr/>
<b>2404. Dairy Development</b>	
001. Direction and Administration	4,65,733
102. Dairy Development Projects	12,98,612
	<hr/>
Total : 2404	17,64,345
	<hr/>



NO. 11

BY MINOR HEADS - Contd.

charged expenditure)

for 1998-99

Plan (3) Rs.	Centrally Spon- sored Plan Schemes (including NEC, Central Plan and Sub-Plan Schemes) (4) Rs.	Total (5) Rs.
1,29,00,512	...	2,56,45,732
...	...	57,75,000
1,38,31,429	...	2,38,91,237
<hr/> 2,67,31,941	<hr/> ...	<hr/> 5,53,11,969
16,53,776	...	2,65,57,895
1,54,09,742	...	6,33,50,025
36,03,423	...	2,64,43,849
26,27,688	...	50,54,898
...	...	...
23,21,607	...	23,21,607
10,82,727	...	10,82,727
2,04,869	...	16,31,048
1,45,516	...	2,75,166
20,66,540	1,34,501	22,01,041
8,64,971	...	8,64,971
<hr/> 2,99,80,859	<hr/> 1,34,501	<hr/> 12,97,83,227
1,62,208	...	6,27,941
21,09,616	...	34,08,228
<hr/> 22,71,824	<hr/> ...	<hr/> 40,36,169

## DETAILED ACCOUNT OF EXPENDITURE

(Figures in italics represent

Heads

Actuals

(1)	(2)
	Non-Plan
	Rs.
<b>C. ECONOMIC SERVICES - Contd.</b>	
<b>(a) Agriculture and Allied Activities - Contd</b>	
<b>2405. Fisheries</b>	
001. Direction and Administration	3,29,63,494
004. Research	...
101. Inland Fisheries	55,62,503
105. Processing, Preservation and Marketing	...
109. Extension and Training	10,35,240
110. Mechanisation and Improvement of Fish Crafts	...
120. Fisheries Co-operatives	...
800. Other expenditure	...
Total : 2405	3,95,61,237
<b>2406. Forestry and Wild Life</b>	
<b>01. Forestry</b>	
001. Direction and Administration	5,93,99,949
005. Survey and Utilisation of Forests Resources	5,91,923
013. Statistics	5,98,058
070. Communications and Buildings	...
101. Forests Conservation Development and Regeneration	...
102. Social and Farm Forestry	...
105. Forest Produce	...
109. Extension and Training	...
800. Other expenditure	21,87,087
Total : 01	6,27,77,017
<b>02. Environmental Forestry and Wild Life</b>	
110. Wild Life Preservation	...
111. Zoological Park	...
Total : 02	...
Total : 2406	6,27,77,017

NO. 11

BY MINOR HEADS - Contd.

charged expenditure)

for 1998-99

Plan (3) Rs.	Centrally Spon- sored Plan Schemes (including NEC, Central Plan and Sub-Plan Schemes) (4) Rs.	Total (5) Rs.
96,97,257	...	4,26,60,751
99,885	...	99,885
18,94,124	...	74,56,627
99,628	...	99,628
1,52,758	...	11,87,998
99,972	...	99,972
...	...	...
74,18,382	...	74,18,382
<u>1,94,62,006</u>	<u>...</u>	<u>5,90,23,243</u>
74,56,732	...	6,68,56,681
21,10,563	...	27,02,486
3,31,292	...	9,29,350
9,88,667	...	9,88,667
19,12,863	...	19,12,863
2,16,10,669	...	2,16,10,669
29,97,533	20,14,643	50,12,176
17,32,790	...	17,32,790
...	...	21,87,087
<u>3,91,41,109</u>	<u>20,14,643</u>	<u>10,39,32,769</u>
12,52,460	4,79,87,705	4,92,40,165
20,04,139	...	20,04,139
<u>32,56,599</u>	<u>4,79,87,705</u>	<u>5,12,44,304</u>
<u>4,23,97,708</u>	<u>5,00,02,348</u>	<u>15,51,77,073</u>

## DETAILED ACCOUNT OF EXPENDITURE

(Figures in italics represent

Heads

Actuals

(1)	Non-Plan (2) Rs.
<b>C. ECONOMIC SERVICES - Contd.</b>	
<b>(a) Agriculture and Allied Activities - Contd.</b>	
<b>2407. Plantations</b>	
03. Rubber	
800. Other expenditure	...
Total : 2407	...
<b>2408. Food Storage and Warehousing</b>	
01. Food	
001. Direction and Administration	2,93,62,430
103. Food Processing	...
800. Other Expenditure	1,91,062
Total : 01	2,95,53,492
02. Storage & Warehousing	
101. Rural Godown Programme	1,05,000
Total : 02	1,05,000
Total : 2408	2,96,58,492
<b>2415. Agricultural Research and Education</b>	
01. Crop Husbandry	
004. Research & Evaluation	20,72,000
277. Education	...
Total : 01	20,72,000
02. Soil and Water Conservation	
004. Research & Evaluation	16,60,000
Total : 02	16,60,000
80. General	
277. Education	10,67,000
Total : 80	10,67,000
Total : 2415	47,99,000

NO. 11

BY MINOR HEADS - Contd.

charged expenditure)

for 1998-99

Plan (3) Rs.	Centrally Sponsored Plan Schemes (including NEC, Central Plan and Sub-Plan Schemes) (4) Rs.	Total (5) Rs.
15,92,000	...	15,92,000
<u>15,92,000</u>	<u>...</u>	<u>15,92,000</u>
16,94,105	...	3,10,56,535
...	57,950	57,950
...	...	1,91,062
<u>16,94,105</u>	<u>57,950</u>	<u>3,13,05,547</u>
6,00,000	...	7,05,000
<u>6,00,000</u>	<u>...</u>	<u>7,05,000</u>
22,94,105	57,950	3,20,10,547
<u>22,94,105</u>	<u>57,950</u>	<u>3,20,10,547</u>
11,24,000	2,31,058	34,27,058
6,92,000	42,00,000	48,92,000
<u>18,16,000</u>	<u>44,31,058</u>	<u>83,19,058</u>
...	...	16,60,000
<u>...</u>	<u>...</u>	<u>16,60,000</u>
9,84,000	24,500	20,75,500
<u>9,84,000</u>	<u>24,500</u>	<u>20,75,500</u>
28,00,000	44,55,558	1,20,54,558
<u>28,00,000</u>	<u>44,55,558</u>	<u>1,20,54,558</u>

## DETAILED ACCOUNT OF EXPENDITURE

(Figures in italics represent

Heads

Actuals

(1)	Non-Plan (2)
	Rs.
<b>C. ECONOMIC SERVICES - Contd.</b>	
<b>(a) Agriculture and Allied Activities - Concl'd.</b>	
<b>2425. Co-operation</b>	
001. Direction and Administration	3,02,40,737
003. Training	...
004. Research and Evaluation	...
101. Audit of Co-operatives	...
105. Information and Publicity	...
106. Assistance to multi-purpose rural co-operatives	...
107. Assistance to credit co-operatives	...
108. Assistance to other co-operatives	...
Total : 2425	3,02,40,737
<b>2435. Other Agricultural Programmes</b>	
01. <i>Marketing and quality control</i>	
101. Marketing facilities	...
Total : 2435	...
Total : (a) <i>Agriculture and Allied Activities</i>	37,15,49,723
<b>(b) Rural Development</b>	
<b>2501. Special Programmes for Rural Development</b>	
01. <i>Integrated Rural Development programme</i>	
001. Direction and Administration	...
101. Subsidy to District Rural Development Agencies	...
Total : 01	...
04. <i>Integrated Rural Energy planning</i>	
003. Training	...
Total : 04	...
Total : 2501	...

NO. 11

BY MINOR HEADS - Contd.

charged expenditure)

for 1998-99

Plan (3) Rs.	Centrally Sponsored Plan Schemes (including NEC, Central Plan and Sub-Plan Schemes) (4) Rs.	Total (5) Rs.
95,10,949	...	3,97,51,686
15,34,000	...	15,34,000
50,000	...	50,000
...	...	...
50,000	...	50,000
1,10,000	6,88,000	7,98,000
40,000	...	40,000
3,90,000	5,09,000	8,99,000
<u>1,16,84,949</u>	<u>11,97,000</u>	<u>4,31,22,686</u>
<u>1,51,997</u>	<u>2,50,000</u>	<u>4,01,997</u>
<u>1,51,997</u>	<u>2,50,000</u>	<u>4,01,997</u>
<u>20,00,71,389</u>	<u>10,18,92,443</u>	<u>67,35,13,555</u>
75,31,516	12,86,020	88,17,536
74,300	...	74,300
<u>76,05,816</u>	<u>12,86,020</u>	<u>88,91,836</u>
<u>19,98,307</u>	<u>25,30,086</u>	<u>45,28,393</u>
<u>19,98,307</u>	<u>25,30,086</u>	<u>45,28,393</u>
<u>96,04,123</u>	<u>38,16,106</u>	<u>1,34,20,229</u>

## STATEMENT

## DETAILED ACCOUNT OF EXPENDITURE

(Figures in italics represent

Actuals

Heads

(1)	Non-Plan	(2)
		Rs.
<b>C. ECONOMIC SERVICES - Contd.</b>		
<b>(b) Rural Development - Concl'd.</b>		
<b>2505. Rural Employment</b>		
01. National Programmes		
701. Jawahar Rozgar Yojna		...
Total : 2505		...
<b>2515. Other Rural Development programmes</b>		
001. Direction & Administration		36,23,916
101. Panchayati Raj		1,38,52,643
102. Community Development		2,61,83,713
Total : 2515		4,36,60,272
Total : (b) Rural Development		4,36,60,272
<b>(c) Special Areas Programmes</b>		
<b>2552. North Eastern Areas</b>		
Crop Husbandry -		
109. Extension and Training		...
Soil and Water Conservation -		
102. Soil Conservation		...
103. Seeds		...
800. Other expenditure		...
Total : 2552		...
Total : (c) Special Areas Programme		...



NO. 11

BY MINOR HEADS - Contd.

charged expenditure)

for 1998-99

Plan	Centrally Sponsored Plan Schemes (including NEC, Central Plan and Sub-Plan Schemes)	Total
(3)	(4)	(5)
Rs.	Rs.	Rs.
11,84,87,400	...	11,84,87,400
11,84,87,400	...	11,84,87,400
1,29,59,466	...	1,65,83,382
61,93,121	...	2,00,45,764
...	...	2,61,83,713
1,91,52,587	...	6,28,12,859
14,72,44,110	38,16,106	19,47,20,488
1,58,982	...	1,58,982
...	...	...
1,01,202	...	1,01,202
14,73,000	...	14,73,000
17,33,184	...	17,33,184
17,33,184	...	17,33,184

## DETAILED ACCOUNT OF EXPENDITURE

(Figures in italics represent

Heads

Actuals

(1)	Non-Plan	(2)
		Rs.
<b>C. ECONOMIC SERVICES - Contd.</b>		
<i>(d) Irrigation and Flood Control</i>		
<b>2701. Major and Medium Irrigation</b>		
<i>04. Medium Irrigation Non-Commercial</i>		
001. Direction and Administration		...
799. Suspense		(-) 35,37,705
Total : 04		(-) 35,37,705
80. General		
800. Other expenditure		8,35,56,187
Total : 80		8,35,56,187
Total : 2701		8,00,18,482
<b>2702. Minor Irrigation</b>		
01. Surface Water		
102. Lift Irrigation Schemes		15,84,090
103. Diversion Schemes		30,19,575
Total : 01		46,03,665
80. General		
001. Direction and Administration		...
052. Machinery and Equipment		42,18,283
800. Other Expenditure		1,48,10,241
Total : 80		1,90,28,524
Total : 2702		2,36,32,189

NO. 11

BY MINOR HEADS - Contd.

charged expenditure)

for 1998-99

Plan (3) Rs.	Centrally Spon- sored Plan Schemes (including NEC, Central Plan and Sub-Plan Schemes) (4) Rs.	Total (5) Rs.
1,73,95,793	...	1,73,95,793
...	...	(-) 35,37,705
<u>1,73,95,793</u>	<u>...</u>	<u>1,38,58,088</u>
...	...	<u>8,35,56,187</u>
...	...	<u>8,35,56,187</u>
<u>1,73,95,793</u>	<u>...</u>	<u>9,74,14,275</u>
...	...	15,84,090
...	...	30,19,575
...	...	<u>46,03,665</u>
(-) 97,76,269	...	(-) 97,76,269
...	...	42,18,283
<u>1,38,58,790</u>	<u>...</u>	<u>2,86,69,031</u>
<u>40,82,521</u>	<u>...</u>	<u>2,31,11,045</u>
<u>40,82,521</u>	<u>...</u>	<u>2,77,14,710</u>

## DETAILED ACCOUNT OF EXPENDITURE

(Figures in italics represent

Actuals

Heads

(1)	Non-Plan (2) Rs.
<b>C. ECONOMIC SERVICES - Contd</b>	
<b>(d) Irrigation and Flood Control-Concl'd.</b>	
2705. Command Area Development	
800. Other expenditure	...
Total : 2705	...
<b>2711. Flood Control and Drainage</b>	
01. Flood Control	
001. Direction and Administration	3,48,615
052. Machinery and Equipment	87,58,572
800. Other expenditure	2,11,15,116
Total : 01	3,02,22,303
Total : 2711	3,02,22,303
Total : (d) Irrigation and Flood Control	13,38,72,974
<b>(e) Energy</b>	
<b>2801. Power</b>	
01. Hydel Generation	
101. Purchase of Power	9,14,18,859
102. H.E. Schemes	4,755
Total : 01	9,14,23,614
04. Diesel/Gas Power Generation	
001. Direction and Administration	28,12,85,324
799. Suspense	(-) 24,13,178
800. Other expenditure	5,06,47,693
Total : 04	32,95,19,839
Total : 2801	42,09,43,453

NO. 11

## BY MINOR HEADS - Contd.

charged expenditure)

for 1998-99

Plan	Centrally Sponsored Plan Schemes (including NEC, Central Plan and Sub-Plan Schemes)	Total
(3)	(4)	(5)
Rs.	Rs.	Rs.
1,48,57,440	1,60,92,638	3,09,50,078
<u>1,48,57,440</u>	<u>1,60,92,638</u>	<u>3,09,50,078</u>
2,15,32,622	56,00,000	2,74,81,237
...	...	87,58,572
...	...	2,11,15,116
<u>2,15,32,622</u>	<u>56,00,000</u>	<u>5,73,54,925</u>
<u>2,15,32,622</u>	<u>56,00,000</u>	<u>5,73,54,925</u>
<u>5,78,68,376</u>	<u>2,16,92,638</u>	<u>21,34,33,988</u>
...	...	9,14,18,859
...	...	4,755
<u>...</u>	<u>...</u>	<u>9,14,23,614</u>
...	...	28,12,85,324
...	...	(-) 24,13,178
...	...	5,06,47,693
<u>...</u>	<u>...</u>	<u>32,95,19,839</u>
<u>...</u>	<u>...</u>	<u>42,09,43,453</u>

## DETAILED ACCOUNT OF EXPENDITURE

(Figures in italics represent

Heads

Actuals

(1)	(2)
	Rs.
<b>C. ECONOMIC SERVICES - Contd.</b>	
<b>(e) Energy - Concl'd.</b>	
<b>2810. Non-Conventional Sources of Energy</b>	
01. <i>Bio Energy</i>	
101. National Programme for Bio Gas Development	...
800. Other Expenditure	...
Total : 01	...
02. <i>Solar</i>	
101. Solar Thermal Energy Programme	...
102. Photovoltaic	...
Total : 02	...
03. <i>Wind</i>	
101. Wind Energy	...
60. <i>Others</i>	
101. Choolah	...
Total : 03+60	...
Total : 2810	...
Total : (e) <i>Energy</i>	42,09,43,453
<b>(f) Industry and Minerals</b>	
<b>2851. Village and Small Industries -</b>	
001. Direction and Administration	5,43,931
003. Training	47,23,077
102. Small Scale Industries	39,80,579
103. Handloom Industries	51,25,647
104. Handicraft Industries	12,98,152
105. Khadi and Village Industries	34,13,912
107. Sericulture Industries	2,72,23,090
108. Powerloom Industries	...
109. Monitoring and Evaluation	...
800. Other expenditure	1,03,855
Total : 2851	4,64,12,243

NO. 11

BY MINOR HEADS - Contd.

charged expenditure)

for 1998-99

Plan	Centrally Spon- sored Plan Schemes (including NEC, Central Plan and Sub-Plan Schemes)	Total
(3)	(4)	(5)
Rs.	Rs.	Rs.
4,99,991	8,60,313	13,60,304
...	25,998	25,998
<u>4,99,991</u>	<u>8,86,311</u>	<u>13,86,302</u>
...	...	...
<u>11,45,071</u>	<u>...</u>	<u>11,45,071</u>
<u>11,45,071</u>	<u>...</u>	<u>11,45,071</u>
1,49,594	...	1,49,594
1,99,936	...	1,99,936
<u>3,49,530</u>	<u>...</u>	<u>3,49,530</u>
<u>19,94,592</u>	<u>8,86,311</u>	<u>28,80,903</u>
<u>19,94,592</u>	<u>8,86,311</u>	<u>42,38,24,356</u>
3,98,51,668	...	4,03,95,599
2,24,88,473	...	2,72,11,550
5,63,500	2,50,200	47,94,279
54,14,288	74,15,000	1,79,54,935
1,26,394	...	14,24,546
3,56,088	...	37,70,000
2,01,21,630	14,93,503	4,88,38,223
...	10,00,000	10,00,000
20,88,665	3,88,223	24,76,888
...	...	1,03,855
<u>9,10,10,706</u>	<u>1,05,46,926</u>	<u>14,79,69,875</u>

DETAILED ACCOUNT OF EXPENDITURE  
(Figures in italics represent

Heads

Actuals

(1)	Non-Plan (2) RS.
<b>C. ECONOMIC SERVICES - Contd.</b>	
<b>(f) Industry and Minerals - Concl'd.</b>	
<b>2852. Industries</b>	
08. Consumer Industries	
201. Sugar	7,54,613
600. Others	...
Total : 08	7,54,613
80. General	
800. Other Expenditure	...
Total : 80	...
Total : 2852	7,54,613
<b>2853. Non-ferrous Mining and Metallurgical Industries</b>	
02. Regulation and Development of Mines	
001. Direction and Administration	57,78,322
102. Mineral Exploration	...
Total : 02	57,78,322
Total : 2853	57,78,322
Total : (f) Industry and Minerals	5,29,45,178
<b>(g) Transport</b>	
<b>3054. Roads and Bridges</b>	
02. Strategic & Border Roads	
337. Road Works	9,10,395
Total : 02	9,10,395
03. State Highways	
102. Bridge Works	25,34,340
337. Road Works	2,83,10,312
Total : 03	3,08,44,652



NO. 11

BY MINOR HEADS - Contd.

Charged expenditure)

for 1998-99

Plan	Centrally Spon- sored Plan Schemes (including NEC, Central Plan and Sub-Plan Schemes)	Total
(3)	(4)	(5)
Rs.	Rs.	Rs.
23,59,674	...	31,14,287
4,66,340	...	4,66,340
<u>28,26,014</u>	<u>...</u>	<u>35,80,627</u>
4,65,118	...	4,65,118
4,65,118	...	4,65,118
<u>32,91,132</u>	<u>...</u>	<u>40,45,745</u>
16,000	...	57,94,322
6,52,282	...	6,52,282
<u>6,68,282</u>	<u>...</u>	<u>64,46,604</u>
<u>6,68,282</u>	<u>...</u>	<u>64,46,604</u>
<u>9,49,70,120</u>	<u>1,05,46,926</u>	<u>15,84,62,224</u>
...	...	9,10,395
...	...	9,10,395
...	...	25,34,340
...	...	2,83,10,312
<u>...</u>	<u>...</u>	<u>3,08,44,652</u>

## STATEMENT

## DETAILED ACCOUNT OF EXPENDITURE

(Figures in italics represent

Heads

Actuals

Non-Plan

(1)

(2)

Rs.

**C. ECONOMIC SERVICES - Contd.****(g) Transport****3054. Roads and Bridges**

## 04. District and Other Roads

102. Bridge Works

3,52,49,909

337. Road Works

1,16,24,446

Total : 04

4,68,74,355

## 80. General

001. Direction and Administration

(-)5,82,09,519

052. Machinery and Equipment

(-)1,09,12,964

799. Suspense

87,31,045

800. Other expenditure

1,61,900

Total : 80

1,61,900  
(-)6,03,91,438

Total : 3054

1,61,900  
1,82,37,964**3055. Transport**

001. Direction and Administration

...

Total : 3055

...

Total : (g) Transport

1,83,99,864

**(i) Science, Technology and Environment****3425. Other Scientific Research**

## 60. Others

004. Research and Development

...

Total : 60

...

Total : 3425

...

NO. 11

BY MINOR HEADS - Contd.

Charged expenditure)

for 1998-99

Plan (3) Rs.	Centrally Sponsored Plan Schemes (including NEC, Central Plan and Sub-Plan Schemes) (4) Rs.	Total (5) Rs.
...	...	3,52,49,909
...	...	1,16,24,446
...	...	4,68,74,355
9,62,98,366	...	3,80,88,847
...	...	(-) 1,09,12,964
...	...	87,31,045
...	...	1,61,900
9,62,98,366	...	3,60,68,828
9,62,98,366	...	11,46,98,230
16,71,380	...	16,71,380
16,71,380	...	16,71,380
9,79,69,746	...	11,63,69,610
49,35,528	...	49,35,528
49,35,528	...	49,35,528
49,35,528	...	49,35,528

## DETAILED ACCOUNT OF EXPENDITURE

(Figures in italics represent

Heads

Actuals

(1)	(2)
	Non-Plan
	Rs.
<b>C. ECONOMIC SERVICES - Contd.</b>	
<b>(i) Science, Technology and Environment - Concl'd.</b>	
<b>3435. Ecology and Environment</b>	
03. Environmental Research and Ecological Regeneration	
001. Direction & Administration	...
102. Environmental planning & Co-ordination	...
Total : 03	...
04. Prevention & Control of Pollution	
104. Impact Assesment	...
Total:04	...
Total : 3435	...
Total : (i) Science, Technology and Environment	...
<b>(j) General Economic Services</b>	
<b>3451. Secretariat - Economic Services</b>	
090. Secretariat	4,47,824
092. Other Offices	1,26,36,714
102. District Planning Machinery	...
Total : 3451	1,30,84,538
<b>3452. Tourism</b>	
80. General	
001. Direction and Administration	...
101. Tourism Centre	10,59,895
104. Promotion and Publicity	...
Total:80	10,59,895
Total : 3452	10,59,895

NO. 11

BY MINOR HEADS - Contd.

Charged expenditure)

for 1998-99

Plan	Centrally Sponsored Plan Schemes (including NEC, Central Plan and Sub-Plan Schemes)	Total
(3)	(4)	(5)
Rs.	Rs.	Rs.
20,79,501	...	20,79,501
27,32,054	...	27,32,054
<u>48,11,555</u>	<u>...</u>	<u>48,11,555</u>
19,81,284	...	19,81,284
<u>19,81,284</u>	<u>...</u>	<u>19,81,284</u>
67,92,839	...	67,92,839
<u>1,17,28,367</u>	<u>...</u>	<u>1,17,28,367</u>
...	...	4,47,824
5,85,87,471	...	7,12,24,185
11,60,057	...	11,60,057
<u>5,97,47,528</u>	<u>...</u>	<u>7,28,32,066</u>
75,68,202	...	75,68,202
...	...	10,59,895
...	2,50,000	2,50,000
<u>75,68,202</u>	<u>2,50,000</u>	<u>88,78,097</u>
<u>75,68,202</u>	<u>2,50,000</u>	<u>88,78,097</u>

## DETAILED ACCOUNT OF EXPENDITURE

(Figures in italics represent

Heads

Actuals

Non-Plan

(1)

(2)

Rs.

**C. ECONOMIC SERVICES - Contd.****(j) General Economic Services- Concl'd.****3454. Census Surveys and Statistics**01. *Census*101. *Computerisation of Census Data*

...

Total : 01

...

02. *Surveys and Statistics*001. *Direction and Administration*

1,68,39,598

201. *National Sample Survey Organisation*

36,99,305

203. *Computer Services*

...

205. *Statistical Agency*

...

800. *Other expenditure*

...

Total : 02

2,05,38,903

Total : 3454

2,05,38,903

**3475. Other General Economic Services**106. *Regulation of Weights and Measures*

50,04,333

107. *Regulations of Markets*

18,73,218

Total : 3475

68,77,551

Total : (j) **General  
Economic Services**

4,15,60,887

NO. 11

BY MINOR HEADS - Contd.

charged expenditure)

for 1998-99

Plan	Centrally Spon- sored Plan Schemes (including NEC, Central Plan and Sub-Plan Schemes)	Total
(3)	(4)	(5)
Rs.	Rs.	Rs.
1,84,689	...	1,84,689
<u>1,84,689</u>	<u>...</u>	<u>1,84,689</u>
...	...	1,68,39,598
21,84,815	...	58,84,120
7,12,013	...	7,12,013
...	2,92,989	2,92,989
33,46,616	1,42,243	34,88,859
<u>62,43,444</u>	<u>4,35,232</u>	<u>2,72,17,579</u>
<u>64,28,133</u>	<u>4,35,232</u>	<u>2,74,02,268</u>
...	...	50,04,333
3,49,687	...	22,22,905
<u>3,49,687</u>	<u>...</u>	<u>72,27,238</u>
<u>7,40,93,550</u>	<u>6,85,232</u>	<u>11,63,39,669</u>

## DETAILED ACCOUNT OF EXPENDITURE

(Figures in italics represent

Heads

Actuals

---

Non-Plan

(1)

(2)

Rs.

C. *ECONOMIC SERVICES - Concl'd.*

	1,61,900
TOTAL : C. <i>ECONOMIC SERVICES</i>	1,08,27,70,451

---

TOTAL : EXPENDITURE HEADS (REVENUE ACCOUNT)	94,93,48,698
	5,13,46,32,004

---

EXPENDITURE HEADS  
(CAPITAL ACCOUNT)A. CAPITAL ACCOUNT OF  
GENERAL SERVICES4059. Capital Outlay on  
Public Works

...

TOTAL : A. CAPITAL ACCOUNT OF GENERAL SERVICES	...
---	-----

---

B. CAPITAL ACCOUNT OF  
SOCIAL SERVICES(a) Capital Account of  
Education, Sports,  
Art and Culture4202. Capital Outlay on  
Education, Sports,  
Art and Culture

...

Total : (a) Capital Account of Education, Sports, Art and Culture	...
---	-----

---

(b) Capital Account of Health and  
Family Welfare4210. Capital Outlay on Medical and  
Public Health

...

4211. Capital Outlay on Family Welfare

...

Total : (b) Capital Account of Health and Family Welfare	...
--	-----

---



NO. 11

BY MINOR HEADS - Contd.

charged expenditure)

for 1998-99

Plan	Centrally Spon- sored Plan Schemes (including NEC, Central Plan and Sub-Plan Schemes)	Total
(3)	(4)	(5)
Rs.	Rs.	Rs.
<u>68,76,73,434</u>	<u>13,95,19,656</u>	<u>1,91,01,25,441</u>
<u>1,45,87,92,148</u>	<u>36,48,80,222</u>	<u>7,90,76,53,072</u>
<u>5,09,37,193</u>	...	<u>5,09,37,193</u>
<u>5,09,37,193</u>	...	<u>5,09,37,193</u>
<u>19,23,22,852</u>	...	<u>19,23,22,852</u>
<u>19,23,22,852</u>	...	<u>19,23,22,852</u>
<u>1,70,11,813</u>	...	<u>1,70,11,813</u>
...	...	...
<u>1,70,11,813</u>	...	<u>1,70,11,813</u>

## DETAILED ACCOUNT OF EXPENDITURE

(Figures in italics represent

Actuals

Heads

Non-Plan

(1)

(2)

Rs.

<b>B.</b>	<b>CAPITAL ACCOUNT OF</b>	
	<b>SOCIAL SERVICES - Concl'd.</b>	
	<b>(c) Capital Account of Water</b>	
	<b>Supply, Sanitation, Housing</b>	
	<b>and Urban Development</b>	
4215.	Capital Outlay on Water	
	Supply and Sanitation	...
4216.	Capital Outlay on Housing	1,05,084
4217.	Capital Outlay on Urban Development	...
	Total : (c) Capital Account of	
	Water Supply, Sanitation,	
	Housing and Urban Development	1,05,084
		<hr/>
	<b>(d) Information &amp; Broadcasting</b>	
4220.	Capital outlay on Information & Publicity	...
		<hr/>
	Total B(d)	...
		<hr/>
	<b>(g) Capital Account of Social</b>	
	<b>Welfare and Nutrition</b>	
4235.	Capital Outlay on Social	
	Security and Welfare	...
	Total : (g) Capital Account	
	of Social Welfare and Nutrition	...
		<hr/>
	<b>(h) Capital Account of</b>	
	<b>Other Social Services</b>	
4250.	Capital Outlay on	
	other Social Services	...
	Total : (h) Capital	
	Account of Other	
	Social Services	...
	TOTAL : B. CAPITAL ACCOUNT	
	OF SOCIAL SERVICES	1,05,084
		<hr/>
<b>C.</b>	<b>CAPITAL ACCOUNT OF</b>	
	<b>ECONOMIC SERVICES</b>	
	<b>(a) Capital Account of</b>	
	<b>Agriculture and Allied</b>	
	<b>Activities</b>	
4401.	Capital Outlay on	
	Crop Husbandry	(-) 14,96,354

NO. 11

BY MINOR HEADS - Contd.

charged expenditure)

for 1998-99

Plan	Centrally Sponsored Plan Schemes (including NEC, Central Plan and Sub-Plan Schemes)	Total
(3)	(4)	(5)
Rs.	Rs.	Rs.
25,63,06,285	4,66,46,816	30,29,53,101
8,60,94,944	...	8,62,00,028
41,12,000	...	41,12,000
<u>34,65,13,229</u>	<u>4,66,46,816</u>	<u>39,32,65,129</u>
42,310	...	42,310
<u>42,310</u>	...	<u>42,310</u>
2,54,357	...	2,54,357
<u>2,54,357</u>	...	<u>2,54,357</u>
2,45,177	...	2,45,177
<u>2,45,177</u>	...	<u>2,45,177</u>
<u>55,63,89,738</u>	<u>4,66,46,816</u>	<u>60,31,41,638</u>
26,48,390	...	11,52,036

## DETAILED ACCOUNT OF EXPENDITURE

(Figures in italics represent

Heads

Actuals

	Non-Plan
<b>C. CAPITAL ACCOUNT OF</b>	
<b>ECONOMIC SERVICES - Contd</b>	
<b>(a) Capital Account of</b>	
<b>Agriculture and Allied</b>	
<b>Activities - Concl'd.</b>	
(1)	(2)
	Rs.
4402. Capital Outlay on Soil and Water Conservation	...
4403. Capital Outlay on Animal Husbandry	...
4404. Capital Outlay on Dairy Development	...
4405. Capital Outlay on Fisheries	...
4408. Capital Outlay on Food Storage and Warehousing	1,01,01,396
4415. Capital Outlay on Agricultural Research and Education	...
4416. Investment in Agricultural Financial Institutions	...
4425. Capital Outlay on Co-operation	...
<b>Total:(a) Capital Account of Agriculture and Allied Activities</b>	<b>86,05,042</b>
<b>(b) Capital Account of Rural Development</b>	
4515. Capital Outlay on Other Rural Development Programmes	...
<b>Total:(b) Capital Account of Rural Development</b>	...
<b>(c) Capital Account of Special Areas Programmes</b>	
4552. Capital Outlay on North Eastern Areas	...
<b>Total:(c) Capital Account of Special Areas Programmes</b>	...
<b>(d) Capital Account of Irrigation and Flood Control</b>	
4701. Capital Outlay on Major and Medium Irrigation	...
4702. Capital Outlay on Minor Irrigation	...
4711. Capital Outlay on Flood Control Projects	...
<b>Total:(d) Capital Account of Irrigation and Flood Control</b>	...

NO. 11

## BY MINOR HEADS - Contd.

charged expenditure)

for 1998-99

Plan	Centrally Sponsored Plan Schemes (including NEC, Central Plan and Sub-Plan Schemes)	Total
(3)	(4)	(5)
Rs.	Rs.	Rs.
1,68,842	...	1,68,842
5,76,425	...	5,76,425
1,50,321	...	1,50,321
...	50,000	50,000
(-) 23,09,153	...	77,92,243
80,00,000	...	80,00,000
84,71,400	...	84,71,400
18,18,700	...	18,18,700
<u>1,95,24,925</u>	<u>50,000</u>	<u>2,81,79,967</u>
6,92,488	...	6,92,488
<u>6,92,488</u>	...	<u>6,92,488</u>
6,58,45,301	...	6,58,45,301
<u>6,58,45,301</u>	...	<u>6,58,45,301</u>
27,96,97,133	...	27,96,97,133
3,18,23,987	...	3,18,23,987
<u>2,27,29,141</u>	...	<u>2,27,29,141</u>
<u>33,42,50,261</u>	...	<u>33,42,50,261</u>

## DETAILED ACCOUNT OF EXPENDITURE

(Figures in italics represent

Heads

Actuals

(1)	Non-Plan	(2)
		Rs.
<b>C. CAPITAL ACCOUNT OF ECONOMIC SERVICES - Contd.</b>		
<b>(e) Capital Account of Energy</b>		
4801. Capital Outlay on Power Projects	...	
<b>Total:(e) Capital Account of Energy</b>	...	
<b>(f) Capital Account of Industry and Minerals</b>		
4851. Capital outlay on Village and Small Industries	...	
4952. Capital outlay on Iron and Steel Industries	...	
4860. Capital Outlay on Consumer Industries	3,00,908	
<b>Total : (f) Capital Account of Industry and Minerals</b>	3,00,908	
<b>(g) Capital Account of Transport</b>		
5054. Capital Outlay on Roads and Bridges	76,831	
5055. Capital Outlay on Road Transport	...	
<b>Total:(g) Capital Account of Transport</b>	76,831	

NO. 11

BY MINOR HEADS - Contd.

charged expenditure)

for 1998-99

Plan	Centrally Spon- sored Plan Schemes (including NEC, Central Plan and Sub-Plan Schemes)	Total
(3)	(4)	(5)
Rs.	Rs.	Rs.
49,76,23,140	...	49,76,23,140
<u>49,76,23,140</u>	<u>...</u>	<u>49,76,23,140</u>
4,27,30,411	50,00,000	4,77,30,411
35,04,000	...	35,04,000
2,70,75,349	...	2,73,76,257
<u>7,33,09,760</u>	<u>50,00,000</u>	<u>7,86,10,668</u>
46,53,77,660	...	46,54,54,491
1,54,90,691	...	1,54,90,691
<u>48,08,68,351</u>	<u>...</u>	<u>48,09,45,182</u>

## DETAILED ACCOUNT OF EXPENDITURE

(Figures in italics represent

Heads

Actuals

Non-Plan

(1)

(2)

Rs.

<b>C. CAPITAL ACCOUNT OF</b>	
<b>ECONOMIC SERVICES - Concl'd.</b>	
<i>(i) Capital Account of Science</i>	
<i>Technology and Environment</i>	
5425. Capital Outlay on other	
Scientific and Environment	
Research	...
Total : <i>(i) Capital Account</i>	_____
<i>of Science Technology and Environment</i>	...
	_____
<i>(j) Capital Account of General</i>	
<i>Economic Services</i>	
5452. Capital Outlay on Tourism	...
Total : <i>(j) Capital Account</i>	_____
<i>of General Economic Services</i>	...
	_____
<b>TOTAL : C. CAPITAL ACCOUNT</b>	
<b>OF ECONOMIC SERVICES</b>	89,82,781
	_____
<b>TOTAL:EXPENDITURE HEADS</b>	
<b>(CAPITAL ACCOUNT)</b>	90,87,865
	_____
<b>GRAND TOTAL : SERVICE HEAD</b>	94,93,48,698
<b>(Revenue Account &amp; Capital Account)</b>	5,14,37,19,869
	_____



NO. 11

BY MINOR HEADS - Concl'd.

charged expenditure)

for 1998-99

Plan	Centrally Spon- sored Plan Schemes (including NEC, Central Plan and Sub-Plan Schemes)	Total
(3)	(4)	(5)
Rs.	Rs.	Rs.
6,77,416	...	6,77,416
<u>6,77,416</u>	<u>...</u>	<u>6,77,416</u>
2,62,206	13,00,000	15,62,206
<u>2,62,206</u>	<u>13,00,000</u>	<u>15,62,206</u>
1,47,30,53,848	63,50,000	1,48,83,86,629
<u>1,47,30,53,848</u>	<u>63,50,000</u>	<u>1,48,83,86,629</u>
2,08,03,80,779	5,29,96,816	2,14,24,65,460
<u>2,08,03,80,779</u>	<u>5,29,96,816</u>	<u>2,14,24,65,460</u>
3,53,91,72,927	41,78,77,038	10,05,01,18,532
<u>3,53,91,72,927</u>	<u>41,78,77,038</u>	<u>10,05,01,18,532</u>

STATEMENT  
DETAILED STATEMENT OF CAPITAL EXPENDITURE  
Expenditure

Nature of expenditure

Non-Plan

(1)

(2)

Rs.

**A. CAPITAL ACCOUNT OF GENERAL SERVICES**

**4059. Capital Outlay on Public Works**

*01. Office Buildings*

101. Construction-General Pool Accommodation

201. Acquisition of Land

800. Other expenditure

...

...

...

Total : *01. Office Buildings*

...

*60. Other Buildings*

051. Construction

...

Total : *60*

...

*80. General*

001. Direction and Administration

800. Other Expenditure

...

...

Total : *80*

...

Total : 4059

...

**4070. Capital Outlay on Other  
Administrative Services**

003. Training

800. Other expenditure

...

...

Total : 4070

...

**TOTAL : A. CAPITAL ACCOUNT OF GENERAL  
SERVICES**

...

**B. CAPITAL ACCOUNT OF SOCIAL SERVICES**

**(a) Capital Account of Education,  
Sports, Art and Culture**

**4202. Capital Outlay on Education,  
Sports, Art and Culture**

*01. General Education*

201. Elementary Education

202. Secondary Education

203. University and Higher Education

600. General

800. Other expenditure

...

...

...

...

...

Total : *01. General Education*

...

NO. 12

DURING AND TO END OF THE YEAR 1998-99  
during the year

Plan	Centrally Sponsored Plan Schemes includ- ing NEC, Central Plan & Sub-Plan Schemes	Total	Expenditure to end of the year
(3) Rs.	(4) Rs.	(5) Rs.	(6) Rs.
5,08,22,193	...	5,08,22,193	44,45,88,329
...	...	...	1,06,52,641
...	...	...	8,66,99,998
<u>5,08,22,193</u>	<u>...</u>	<u>5,08,22,193</u>	<u>54,19,40,968</u>
1,15,000	...	1,15,000	27,23,74,388
<u>1,15,000</u>	<u>...</u>	<u>1,15,000</u>	<u>27,23,74,388</u>
...	...	...	1,36,87,046
...	...	...	10,38,90,857
...	...	...	11,75,77,903
<u>5,09,37,193</u>	<u>...</u>	<u>5,09,37,193</u>	<u>93,18,93,259</u>
...	...	...	49,29,178
...	...	...	14,97,819
...	...	...	64,26,997
<u>5,09,37,193</u>	<u>...</u>	<u>5,09,37,193</u>	<u>93,83,20,256</u>
2,95,55,908	...	2,95,55,908	28,06,50,679
19,85,406	...	19,85,406	8,89,15,239
6,56,940	...	6,56,940	4,97,43,058
...	...	...	64,46,986
<u>6,40,72,199</u>	<u>...</u>	<u>6,40,72,199</u>	<u>33,72,95,370</u>
<u>9,62,70,453</u>	<u>...</u>	<u>9,62,70,453</u>	<u>76,30,51,332</u>

STATEMENT  
DETAILED STATEMENT OF CAPITAL EXPENDITURE  
Expenditure

Nature of expenditure

Non-Plan

(1)	(2) Rs.
<b>B. CAPITAL ACCOUNT OF SOCIAL SERVICES - Contd.</b>	
<b>(a) Capital Account of Education, Sports, Art and Culture - Concl'd.</b>	
<b>4202. Capital Outlay on Education, Sports, Art and Culture - Concl'd.</b>	
02. Technical Education	
105. Engineering/Technical Colleges & Institutes	...
800. Other expenditure	...
<hr/>	
Total : 02. Technical Education	...
<hr/>	
03. Sports and Youth Services	
Sports Stadia	
101. Youth Hostels	...
800. Other expenditure	...
<hr/>	
Total : 03. Sports and Youth Service Sports Stadia	...
<hr/>	
04. Art and Culture	
104. Archives	...
800. Other expenditure	...
Contribution to Manipur Film Development Corporation Limited	...
<hr/>	
Total : 04. Art and Culture	...
<hr/>	
Total : 4202	...
<hr/>	
Total : (a) Capital Account of Education, Sports, Art and Culture	...
<hr/>	

NO. 12

DURING AND TO END OF THE YEAR 1998-99 - Contd  
during the year

Plan	Centrally Spon- sored Plan Schemes including NEC, Central Plan and Sub-Plan Schemes	Total	Expenditure to end of the year
(3) Rs.	(4) Rs.	(5) Rs.	(6) Rs.
59,283	...	59,283	1,95,96,900
...	...	...	1,92,20,814
<u>59,283</u>	<u>...</u>	<u>59,283</u>	<u>3,88,17,714</u>
...	...	...	10,39,77,751
2,90,07,002	...	2,90,07,002	54,65,34,778
<u>2,90,07,002</u>	<u>...</u>	<u>2,90,07,002</u>	<u>65,05,12,529</u>
4,48,18,652	...	4,48,18,652	5,19,41,739
2,21,67,462	...	2,21,67,462	9,92,87,599
...	...	...	27,00,000
<u>6,69,86,114</u>	<u>...</u>	<u>6,69,86,114</u>	<u>15,39,29,338</u>
<u>19,23,22,852</u>	<u>...</u>	<u>19,23,22,852</u>	<u>1,60,63,10,913</u>
<u>19,23,22,852</u>	<u>...</u>	<u>19,23,22,852</u>	<u>1,60,63,10,913</u>

STATEMENT  
DETAILED STATEMENT OF CAPITAL EXPENDITURE  
Expenditure

Nature of expenditure

Non-Plan

(1)	(2) Rs.
<b>B. CAPITAL ACCOUNT OF SOCIAL SERVICES - Contd.</b>	
<b>(b) Capital Account of</b>	
<b>Health and Family Welfare</b>	
<b>4210. Capital Outlay on Medical and Public Health</b>	
01. Urban Health Services	
110. Hospital and Dispensaries	...
800. Other expenditure	...
	...
Total : 01. Urban Health Services	...
	...
02. Rural Health Services	
101. Health Sub-Centres	...
103. Primary Health Centres	...
104. Community Health Centre	...
800. Other expenditure	...
	...
Total : 02. Rural Health Services	...
	...
80. General	
102. I.S.M. and Homeopathy	...
110. Hospital and Dispensaries	...
800. Other expenditure	...
	...
Total : 80. General	...
	...
Total : 4210	...
	...
<b>4211. Capital Outlay on Family Welfare</b>	
101. Rural Family Welfare Services	...
102. Urban Family Welfare Services	...
103. Maternity and child Health	...
800. Other expenditure	...
	...
Total: 4211	...
	...
Total : (b) Capital Account of Health and Family Welfare	...
	...

NO. 12

DURING AND TO END OF THE YEAR 1998-99 - Contd  
during the year

Plan	Centrally Spon- sored Plan Schemes including NEC, Central Plan and Sub-Plan Schemes	Total	Expenditure to end of the year
(3) Rs.	(4) Rs.	(5) Rs.	(6) Rs.
...	...	...	52,64,869
...	...	...	8,09,00,648
...	...	...	8,61,65,517
14,71,196	...	14,71,196	1,52,69,073
17,72,539	...	17,72,539	2,48,18,800
65,24,723	...	65,24,723	2,65,78,536
...	...	...	2,10,70,531
97,68,458	...	97,68,458	8,77,36,940
...	...	...	7,52,857
...	...	...	8,60,480
72,43,355	...	72,43,355	4,33,03,442
72,43,355	...	72,43,355	4,49,16,779
1,70,11,813	...	1,70,11,813	21,88,19,236
...	...	...	1,02,02,076
...	...	...	1,45,36,575
...	...	...	23,46,721
...	...	...	49,38,598
...	...	...	3,20,23,970
1,70,11,813	...	1,70,11,813	25,08,43,206

STATEMENT  
DETAILED STATEMENT OF CAPITAL EXPENDITURE  
Expenditure

Nature of expenditure

Non-Plan

(1)

(2)

Rs.

**B. CAPITAL ACCOUNT OF SOCIAL SERVICES - Contd.**

(c) **Capital Account of  
Water Supply, Sanitation, Housing  
and Urban Development**

**4215. Capital Outlay on Water Supply  
and Sanitation**

01. *Water Supply*

101. Urban Water Supply

...

102. Rural Water Supply

...

800. Other expenditure

...

Total : 01. *Water Supply*

...

02. *Sewerage and Sanitation*

101. Urban Sanitation Services

...

102. Rural Sanitation Services

...

106. Sewerage Services

...

800. Other expenditure

...

Total : 02 *Sewerage and Sanitation*

...

Total : 4215

...

**4216. Capital Outlay on Housing**

01. *Government Residential Buildings*

106. General Pool Accommodation

...

107. Police Housing

...

700. Other Housing

1,05,084

Total : 01. *Government Residential  
Buildings*

1,05,084



NO. 12

DURING AND TO END OF THE YEAR 1998-99 - Contd  
during the year

Plan	Centrally Spon- sored Plan Schemes including NEC, Central Plan and Sub-Plan Schemes	Total	Expenditure to end of the year
(3)	(4)	(5)	(6)
Rs.	Rs.	Rs.	Rs.
15,86,50,873	78,24,947	16,64,75,820	77,95,20,389
5,75,70,557	3,88,21,869	9,63,92,426	1,90,62,02,672
2,86,89,413	...	2,86,89,413	17,05,45,542
<u>24,49,10,843</u>	<u>4,66,46,816</u>	<u>29,15,57,659</u>	<u>2,85,62,68,603</u>
1,06,64,239	...	1,06,64,239	10,90,29,885
7,31,203	...	7,31,203	6,62,42,931
...	...	...	1,09,51,066
...	...	...	1,32,41,400
<u>1,13,95,442</u>	<u>...</u>	<u>1,13,95,442</u>	<u>19,94,65,282</u>
<u>25,63,06,285</u>	<u>4,66,46,816</u>	<u>30,29,53,101</u>	<u>3,05,57,33,885</u>
2,44,38,585	...	2,44,38,585	44,12,04,400
6,14,46,443	...	6,14,46,443	12,58,45,593
2,09,916	...	3,15,000	14,01,67,389
<u>8,60,94,944</u>	<u>...</u>	<u>8,62,00,028</u>	<u>70,72,17,382</u>

STATEMENT  
DETAILED STATEMENT OF CAPITAL EXPENDITURE

Nature of expenditure

Expenditure

Non-Plan

(1)

(2)

Rs.

**B. CAPITAL ACCOUNT OF SOCIAL SERVICES - Contd.**

**(c) Capital Account of Water Supply,  
Sanitation, Housing and Urban  
Development - Concl'd.**

**4216. Capital Outlay on Housing -Concl'd.**

80. General

190. Investment in Public Sector and  
Other Undertakings - 9th Finance Commission

...

Total : 4216

1,05,084

**4217. Capital Outlay on Urban Development**

01. State Capital Development

800. Other expenditure

...

Total : 4217

...

Total : (c) Capital Account of  
Water Supply, Sanitation,  
Housing and Urban  
Development

1,05,084

**(d) Capital Account of Information  
and Broadcasting**

**4220. Capital Outlay on Information  
and Publicity**

60. Others

101. Buildings

...

Total : 4220

...

Total : (d) Capital Account of  
Information and Broadcasting

...

NO. 12

DURING AND TO END OF THE YEAR 1998-99 - Contd  
during the year

Plan	Centrally Spon- sored Plan Schemes including NEC, Central Plan and Sub-Plan Schemes	Total	Expenditure to end of the year
(3) Rs.	(4) Rs.	(5) Rs.	(6) Rs.
...	...	...	...
<u>8,60,94,944</u>	...	<u>8,62,00,028</u>	<u>70,96,50,532</u>
<u>41,12,000</u>	...	<u>41,12,000</u>	<u>22,06,29,518</u>
<u>41,12,000</u>	...	<u>41,12,000</u>	<u>22,06,29,518</u>
<u>34,65,13,229</u>	<u>4,66,46,816</u>	<u>39,32,65,129</u>	<u>3,98,60,13,935</u>
<u>42,310</u>	...	<u>42,310</u>	<u>17,47,636</u>
<u>42,310</u>	...	<u>42,310</u>	<u>17,47,636</u>
<u>42,310</u>	...	<u>42,310</u>	<u>17,47,636</u>

STATEMENT  
DETAILED STATEMENT OF CAPITAL EXPENDITURE

Nature of expenditure

Expenditure

Non-Plan

(1)	(2)
	Rs.
<b>B. CAPITAL ACCOUNT OF SOCIAL SERVICES - Contd.</b>	
<b>(e) Capital Account of Welfare of Scheduled Castes, Scheduled Tribes and Other Backward classes</b>	
4225. Capital Outlay on Welfare of Scheduled Castes, Scheduled Tribes and other Backward Classes	
02. Welfare of Scheduled Tribes	
190. Investment in Public Sector and Other Undertakings - Investment in Manipur Tribal Development Corporation Limited	...
800. Other expenditure	...
	...
Total : 02 Welfare of Scheduled Tribes	...
	...
Total : 4225	...
	...
Total : (e) Capital Account of Welfare of Scheduled Castes, Scheduled Tribes and Other Backward classes	...
	...
<b>(g) Capital Account of Social Welfare and Nutrition</b>	
4235. Capital Outlay on Social Security and Welfare	
02. Social Welfare	
101. Welfare of handicapped	...
102. Child Welfare	...
103. Women's Welfare	...
104. Welfare of aged, infirm and destitute	...
800. Other expenditure	...
	...
Total : 02 Social Welfare	...
	...
Total : 4235	...
	...
Total : (g) Capital Account of Social Welfare and Nutrition	...
	...

NO. 12

DURING AND TO END OF THE YEAR 1998-99 - Contd  
during the year

Plan	Centrally Spon- sored Plan Schemes including NEC, Central Plan and Sub-Plan Schemes	Total	Expenditure to end of the year
(3) Rs.	(4) Rs.	(5) Rs.	(6) Rs.
...	...	...	20,00,000
...	...	...	1,14,99,563
...	...	...	1,34,99,563
...	...	...	1,34,99,563
...	...	...	1,34,99,563
...	...	...	6,60,319
...	...	...	4,16,003
...	...	...	4,33,438
...	...	...	14,53,450
2,54,357	...	2,54,357	1,35,23,757
2,54,357	...	2,54,357	1,64,86,967
2,54,357	...	2,54,357	1,64,86,967
2,54,357	...	2,54,357	1,64,86,967

STATEMENT  
DETAILED STATEMENT OF CAPITAL EXPENDITURE  
Expenditure

Nature of expenditure

Non-Plan

(1)	(2)
	Rs.
<b>B. CAPITAL ACCOUNT OF SOCIAL SERVICES - Concl'd.</b>	
<i>(h) Capital Account of Other Social Services</i>	
4250. Capital Outlay on other Social Services	
800. Other expenditure - Industrial Training Institute	...
	<hr/>
Total : 4250	...
	<hr/>
Total : <i>(h) Capital Account of Other Social Services</i>	...
	<hr/>
<b>TOTAL : B. CAPITAL ACCOUNT OF SOCIAL SERVICES</b>	1,05,084
	<hr/>
<b>C. CAPITAL ACCOUNT OF ECONOMIC SERVICES</b>	
<i>(a) Capital Account of Agriculture and Allied Activities</i>	
4401. Capital Outlay on Crop Husbandry	
103. Seeds	(-) 13,70,480
104. Agricultural Farms	...
105. Manures and Fertilizers	(-) 22,425
107. Plant Protection	5,66,608
119. Horticulture and Vegetable Crops	...
190. Investments in Public Sector and Other Undertakings - Investments in Manipur Plantation Crops Corporation Limited	...
800. Other expenditure	(-) 6,70,057
901. <u>Deduct - Receipts and Recoveries</u> <u>on Capital Account</u>	...
	<hr/>
Total : 4401	(-) 14,96,354
	<hr/>

NO. 12

DURING AND TO END OF THE YEAR 1998-99 - Contd  
during the year

Plan	Centrally Spon- sored Plan Schemes including NEC, Central Plan and Sub-Plan Schemes	Total	Expenditure to end of the year
(3) Rs.	(4) Rs.	(5) Rs.	(6) Rs.
2,45,177	...	2,45,177	1,53,54,711
2,45,177	...	2,45,177	1,53,54,711
2,45,177	...	2,45,177	1,53,54,711
55,63,89,738	4,66,46,816	60,31,41,638	5,89,02,56,931
...	...	(-) 13,70,480	3,22,47,891
...	...	...	3,46,92,658
...	...	(-) 22,425	6,58,80,025
...	...	5,66,608	1,38,14,803
...	...	...	29,78,528
...	...	...	34,00,000
26,48,390	...	19,78,333	1,71,47,217
...	...	...	(-) 6,72,82,942
26,48,390	...	11,52,036	10,28,78,180

STATEMENT  
DETAILED STATEMENT OF CAPITAL EXPENDITURE  
Expenditure

Nature of expenditure

Non-Plan

(1)	(2) Rs.
<b>C. CAPITAL ACCOUNT OF ECONOMIC SERVICES - Contd.</b>	
<b>(a) Capital Account of Agriculture and Allied Activities - Contd.</b>	
<b>4402. Capital Outlay on Soil and Water Conservation</b>	
102. Soil Conservation	...
800. Other expenditure	...
Total : 4402	...
<b>4403. Capital Outlay on Animal Husbandry</b>	
800. Other expenditure	...
Total : 4403	...
<b>4404. Capital Outlay on Dairy Development</b>	
102. Dairy Development Projects	...
800. Other expenditure	...
Total : 4404	...
<b>4405. Capital Outlay on Fisheries</b>	
101. Inland Fisheries	...
109. Extension and Training	...
191 Fisherman's Co-Operatives	...
800. Other expenditure	...
Total : 4405	...
<b>4406. Capital Outlay on Forestry &amp; Wild Life</b>	
02. Environmental Forestry and Wild Life	
112. Public Gardens	...
800. Other expenditure	...
Deduct Recovery	...
Total : 02. Environmental Forestry & Wild Life	...
Total : 4406	...



NO. 12

DURING AND TO END OF THE YEAR 1998-99 - Contd  
during the year

<i>Plan</i>	<i>Centrally Spon- sored Plan Schemes including NEC, Central Plan and Sub-Plan Schemes</i>	<i>Total</i>	<i>Expenditure to end of the year</i>
(3) Rs.	(4) Rs.	(5) Rs.	(6) Rs.
...	...	...	1,54,75,917
1,68,842	...	1,68,842	16,85,82,305
1,68,842	...	1,68,842	18,40,58,222
5,76,425	...	5,76,425	8,20,14,604
5,76,425	...	5,76,425	8,20,14,604
1,50,321	...	1,50,321	1,08,79,764
...	...	...	8,48,502
1,50,321	...	1,50,321	1,17,28,266
...	...	...	41,30,623
...	50,000	50,000	1,36,14,153
...	...	...	2,01,000
...	...	...	1,08,77,029
...	50,000	50,000	2,88,22,805
...	...	...	4,46,301
...	...	...	2,96,078
...	...	...	(-) 525
...	...	...	7,41,854
...	...	...	7,41,854

STATEMENT  
DETAILED STATEMENT OF CAPITAL EXPENDITURE  
Expenditure

Nature of expenditure

Non-Plan

(1)	(2) Rs.
<b>C. CAPITAL ACCOUNT OF ECONOMIC SERVICES - Contd.</b>	
<b>(a) Capital Account of Agriculture and Allied Activities - Contd.</b>	
<b>4408. Capital Outlay on Food Storage and Warehousing</b>	
01. Food	
101. Procurement and Supply	1,01,01,396
800. Other expenditure	...
Deduct Recoveries	...
Total : 01. Food	1,01,01,396
02. Storage and Warehousing	
101. Rural Godown Programme	...
800. Other expenditure	...
Deduct Recoveries	...
Total : 02. Storage and Warehousing	...
Total : 4408	1,01,01,396
<b>4415. Capital Outlay on Agricultural Research and Education</b>	
07. Plantation	
800. Other expenditure	...
Investment in Manipur	
Plantation Crops Corporation Limited	...
Investment in Manipur	
Tribal Development Corporation Limited	...
Total : 07	...
Total : 4415	...

NO. 12

DURING AND TO END OF THE YEAR 1998-99 - Contd  
during the year

Plan	Centrally Spon- sored Plan Schemes including NEC, Central Plan and Sub-Plan Schemes	Total	Expenditure to end of the year
(3) Rs.	(4) Rs.	(5) Rs.	(6) Rs.
6,74,146	...	1,07,75,542	26,34,41,374
...	...	...	1,08,78,963
...	...	...	(-)17,66,69,333
<u>6,74,146</u>	<u>...</u>	<u>1,07,75,542</u>	<u>9,76,51,004</u>
(-) 29,83,299	...	(-) 29,83,299	41,59,070
...	...	...	13,36,915
...	...	...	(-)4,22,78,902
<u>(-) 29,83,299</u>	<u>...</u>	<u>(-) 29,83,299</u>	<u>(-)3,67,82,917</u>
<u>(-) 23,09,153</u>	<u>...</u>	<u>77,92,243</u>	<u>6,08,68,087</u>
80,00,000	...	80,00,000	5,49,61,000
...	...	...	2,95,71,000
...	...	...	1,40,00,000
<u>80,00,000</u>	<u>...</u>	<u>80,00,000</u>	<u>9,85,32,000</u>
<u>80,00,000</u>	<u>...</u>	<u>80,00,000</u>	<u>9,85,32,000</u>

**STATEMENT**  
**DETAILED STATEMENT OF CAPITAL EXPENDITURE**  
**Expenditure**

Nature of expenditure

Non-Plan

(1)	(2) Rs.
<b>C. CAPITAL ACCOUNT OF ECONOMIC SERVICES - Contd.</b>	
<b>(a) Capital Account of Agriculture and Allied Activities - Concl'd.</b>	
<b>4416. Investments in Agricultural, Financial Institutions</b>	
190. Investment in Public Sector and Other Undertakings	...
Investment in Manipur Agro-Industrial Corporation Limited	...
Investment in Manipur State Co-operative Bank Limited	...
Investment in Manipur Rural Bank	...
<b>Total : 4416</b>	...
<b>4425. Capital Outlay on Co-operation</b>	
001. Direction and Administration	...
106. Investments in Multipurpose Rural Co-operatives	...
107. Investments in Credit Co-operatives	...
108. Investments in Other Co-operatives	...
200. Other Investments	...
800. Other expenditure	...
190 Investment in public Sector other Undrtakings	...
<b>Total : 4425</b>	...
<b>Total:(a) Capital Account of Agriculture &amp; Allied Activities</b>	<b>86,05,042</b>
<b>(b) Capital Account of Rural Development</b>	
<b>4515. Capital Outlay on Other Rural Development Programme</b>	
102. Community Development	...
800. Other Expenditure	...
<b>Total : 4515</b>	...
<b>Total:(b) Capital Account of Rural Development</b>	...

NO. 12

DURING AND TO END OF THE YEAR 1998-99 - Contd  
during the year

Plan	Centrally Spon- sored Plan Schemes including NEC, Central Plan and Sub-Plan Schemes	Total	Expenditure to end of the year
(3) Rs.	(4) Rs.	(5) Rs.	(6) Rs.
84,71,400	...	84,71,400	1,60,16,400
...	...	...	47,16,000
...	...	...	2,00,000
...	...	...	3,75,000
<u>84,71,400</u>	<u>...</u>	<u>84,71,400</u>	<u>2,13,07,400</u>
14,80,000	...	14,80,000	19,80,000
3,38,700	...	3,38,700	5,23,25,650
...	...	...	2,71,27,990
...	...	...	8,27,01,925
...	...	...	10,95,632
...	...	...	3,00,000
...	...	...	67,45,028
<u>18,18,700</u>	<u>...</u>	<u>18,18,700</u>	<u>17,22,76,225</u>
<u>1,95,24,925</u>	<u>50,000</u>	<u>2,81,79,967</u>	<u>76,32,27,643</u>
...	...	...	60,265
<u>6,92,488</u>	<u>...</u>	<u>6,92,488</u>	<u>39,56,883</u>
<u>6,92,488</u>	<u>...</u>	<u>6,92,488</u>	<u>40,17,148</u>
<u>6,92,488</u>	<u>...</u>	<u>6,92,488</u>	<u>40,17,148</u>

STATEMENT  
DETAILED STATEMENT OF CAPITAL EXPENDITURE

Nature of expenditure

Expenditure

Non-Plan

(1)	(2) Rs.
<b>C. CAPITAL ACCOUNT OF ECONOMIC SERVICES - Contd.</b>	
<b>(c) Capital Account of Special Areas Programme</b>	
<b>4552. Capital Outlay on North Eastern Areas</b>	
01. <i>Hydel Generation</i>	
005. Investigation	...
03. <i>State Highways</i>	
337. Road Works	...
04. <i>Medium Irrigation Projects</i>	
051. Construction	...
836. Jiri Medium Irrigation Project	...
Refund of Excess Payment	...
<i>Animal Husbandry -</i>	
102. Cattle and Buffalo Development	...
105. Piggery Development	...
106. Other Livestock Development	...
Medical	...
Agriculture	...
Industries	...
800. Other expenditure	...
Total : 4552	...
Total:(c) Capital Account of Special Areas Programme	...
<b>(d) Capital Account of Irrigation and Flood Control</b>	
<b>4701. Capital Outlay on Major and Medium Irrigation</b>	
01. <i>Major Irrigation Commercial</i>	
001. Direction & Administration	
Total : 01	...
02. <i>Major Irrigation - Non-Commercial</i>	
005. Survey and Investigation	...
051. Construction	...
830. Thoubal Multipurpose River Irrigation Project	...
831. Singda Lift Irrigation Project	...
832. Khuga Irrigation Project	...
Loktak Lift Irrigation Project	...
052. Machinery and Equipment	...
800. Other expenditure	...
Total : 02. Major Irrigation Non-Commercial	...

NO. 12

DURING AND TO END OF THE YEAR 1998-99 - Contd.  
during the year

Plan	Centrally Spon- sored Plan Schemes including NEC, Central Plan and Sub-Plan Schemes	Total	Expenditure to end of the year
(3) Rs.	(4) Rs.	(5) Rs.	(6) Rs.
...	...	...	80,68,177
6,58,45,301	...	6,58,45,301	64,04,81,786
...	...	...	61,87,584
...	...	...	1,59,423
...	...	...	(-) 63,716
...	...	...	17,505
...	...	...	37,96,732
...	...	...	1,21,36,517
...	...	...	53,23,611
...	...	...	26,10,946
...	...	...	4,00,983
...	...	...	41,69,851
6,58,45,301	...	6,58,45,301	68,32,89,399
6,58,45,301	...	6,58,45,301	68,32,89,399
...	...	...	1,12,99,846
...	...	...	1,12,99,846
...	...	...	5,92,268
26,98,67,812	...	26,98,67,812	1,31,06,32,967
...	...	...	76,52,69,260
...	...	...	37,03,92,518
...	...	...	52,60,44,603
...	...	...	28,02,79,076
...	...	...	2,38,17,765
...	...	...	16,56,73,973
26,98,67,812	...	26,98,67,812	3,44,27,02,430

**STATEMENT**  
**DETAILED STATEMENT OF CAPITAL EXPENDITURE**

Nature of expenditure

Expenditure

Non-Plan

(1)

(2)

Rs.

**C. CAPITAL ACCOUNT OF ECONOMIC SERVICES - Contd.**

**(d) Capital Account of Irrigation  
and Flood Control- Contd.**

**4701. Total Outlay on Major and Medium  
Irrigation - Concl'd.**

04. Medium Irrigation - Non-Commercial

051. Construction

834. Dollaithabi River Irrigation Project

835. Sekmai Barrage

Khoupum Dam

Iram Siphai Barrage Project

Other scheme each costing Rs.25 lakhs and less

Deduct Recoveries

Total : 04 Medium Irrigation - Non-Commercial

80. General

004. Research

005. Survey and Investigation

052. Machinery and Equipment

800. Other expenditure

Total : 80 General

Total : 4701

**4702. Capital Outlay on Minor Irrigation**

101. Surface Water

102. Ground Water

800. Other expenditure

Total : 4702

**4705. Capital Outlay on Command Area Development**

Command Area Development Programme

Total : 4705



NO. 12

DURING AND TO END OF THE YEAR 1998-99 - Contd.  
during the year

<i>Plan</i>	<i>Centrally Spon- sored Plan Schemes including NEC, Central Plan and Sub-Plan Schemes</i>	<i>Total</i>	<i>Expenditure to end of the year</i>
(3) Rs.	(4) Rs.	(5) Rs.	(6) Rs.
26,25,054	...	26,25,054	5,91,93,235
...	...	...	10,65,89,268
...	...	...	10,42,82,816
...	...	...	3,04,00,124
...	...	...	6,25,67,933
...	...	...	1,60,59,387
...	...	...	(-) 30,27,893
<u>26,25,054</u>	<u>...</u>	<u>26,25,054</u>	<u>37,60,64,870</u>
68,03,802	...	68,03,802	2,69,74,631
4,00,465	...	4,00,465	10,32,47,641
...	...	...	1,31,944
...	...	...	18,95,283
<u>72,04,267</u>	<u>...</u>	<u>72,04,267</u>	<u>13,22,49,499</u>
<u>27,96,97,133</u>	<u>...</u>	<u>27,96,97,133</u>	<u>3,96,23,16,645</u>
1,24,80,907	...	1,24,80,907	25,65,72,351
64,69,636	...	64,69,636	7,53,29,620
1,28,73,444	...	1,28,73,444	9,93,99,178
<u>3,18,23,987</u>	<u>...</u>	<u>3,18,23,987</u>	<u>43,13,01,149</u>
...	...	...	13,60,891
...	...	...	13,60,891

STATEMENT  
DETAILED STATEMENT OF CAPITAL EXPENDITURE  
Expenditure

Nature of expenditure

Non-Plan

(1)	(2) Rs.
<b>C. CAPITAL ACCOUNT OF ECONOMIC SERVICES - Contd.</b>	
<b>(d) Capital Account of Irrigation and Flood Control- Concl'd.</b>	
<b>4711. Capital Outlay on Flood Control Projects</b>	
01. Flood Control	
103. Civil Works	...
106. Original Works	...
800. Other expenditure	...
Embarkment Project Works	...
Flood Control Projects in Valley	...
Flood control Projects in Hills	...
Other schemes each costing Rs.25 lakhs and less	...
Others	...
	-----
Total : 01. Flood control	...
	-----
Total : 4711	...
	-----
Total:(d) Capital Account of Irrigation and Flood Control	...
	-----
<b>(e) Capital Account of Energy</b>	
<b>4801. Capital Outlay on Power Projects</b>	
01. Hydel Generation	
001. Direction and Administration	...
052. Machinery and Equipment	...
799. Suspense	
Hydel Schemes	...
Survey and Investigation	...
Lokchao Hydel Schemes	...
Leimakhong Stage II	...
Leimakhong stage III	...
Leimakhong Hydel Electric Project	...
Booning Micro Hydel Scheme	...
Booning Hydel Project	...
Keithelmanbi Hydel Project	...
Gelnel Hydel Project	...
Tuivai Hydro Project	...
Loktak Down Stream Development Project	...
Maklang Hydel Project in lieu of Keithelmanbi	...
Nungsankhong	...
Minimum Needs Programmes	...

NO. 12

DURING AND TO END OF THE YEAR 1998-99 - Contd.  
during the year

Plan	Centrally Sponsored Plan Schemes including NEC, Central Plan and Sub-Plan Schemes	Total	Expenditure to end of the year
(3) Rs.	(4) Rs.	(5) Rs.	(6) Rs.
...	...	...	15,16,91,000
2,27,29,141	...	2,27,29,141	17,86,21,312
...	...	...	(-)12,77,257
...	...	...	3,87,56,573
...	...	...	7,73,06,383
...	...	...	36,44,444
...	...	...	24,91,243
...	...	...	91,90,113
<hr/> 2,27,29,141	<hr/> ...	<hr/> 2,27,29,141	<hr/> 46,04,23,811
<hr/> 2,27,29,141	<hr/> ...	<hr/> 2,27,29,141	<hr/> 46,04,23,811
<hr/> 33,42,50,261	<hr/> ...	<hr/> 33,42,50,261	<hr/> 4,85,54,02,496
30,36,991	...	30,36,991	5,01,41,095
...	...	...	1,09,986
(-)10 07,83,655 (*)	...	(-)10,07,83,655	(-)8,27,07,228
...	...	...	25,62,420
...	...	...	1,84,73,207
...	...	...	81,30,438
...	...	...	2,11,84,247
...	...	...	48,25,899
...	...	...	1,83,02,531
...	...	...	30,30,657
...	...	...	85,577
...	...	...	1,43,35,560
...	...	...	1,93,347
...	...	...	20,11,478
...	...	...	19,64,970
...	...	...	2,11,05,254
...	...	...	3,45,11,266

(\*) Recovery more than expenditure

STATEMENT  
DETAILED STATEMENT OF CAPITAL EXPENDITURE  
Expenditure

Nature of expenditure

Non-Plan

(1)	(2) Rs.
<b>C. CAPITAL ACCOUNT OF ECONOMIC SERVICES - Contd.</b>	
<b>(e) Capital Account of Energy - Contd.</b>	
<b>4801. Capital Outlay on Power Projects - Contd.</b>	
Other Schemes each costing Rs.25 lakhs and less	...
Other expenditure	...
	<hr/>
Total : 01 Hydel Generation	...
	<hr/>
02. Thermal Power Generation	
799. Suspense	
Electricity Schemes in Manipur Pre-1974-75 Outlay not allocated	...
	<hr/>
Total : 02 Thermal Power Generation	...
	<hr/>
04. Diesel/Gas Power Generation	
001. Direction and Administration	...
799. Suspense	
Segmentation of Diesel Power Systems	...
Diesel Generation Schemes in Manipur	...
800. Other expenditure	
Installation of 2 MW Diesel Generating Sets at Imphal	...
Augmentation of Diesel Power House at Districts	...
	<hr/>
Total : 04 Diesel/Gas Power Generation	...
	<hr/>
05. Transmission and Distribution	
001. Direction and Administration	...
799. Suspense	
Inter State Transmission Schemes	...
Building Projects	...
Installation of 2 x 315 MVA, 33/11 KVS/S	...
Augmentation of existing 38/11 KVS/S	...
Normal Development Works and Transmission and Distribution	...
Yurembam Augmentation-by 20 MVA and Repair	...
Ningthoukhong 2 x 12.5 MVA/132 KV System	...
Yaingangpokpi 2 x 20 MVA/132 KV System	...
Kakching 1 x 20 MVA//132 KV System	...
Senapati/Churachandpur 132 KV System	...
33 KV Sub-Station Transmission System	...
Distribution System	...
System Improvement Schemes	...
132/33 KV Supply System at Jiribam	...

NO. 12

DURING AND TO END OF THE YEAR 1998-99 - Contd.  
during the year

Plan	Centrally Spon- sored Plan Schemes including NEC, Central Plan and Sub-Plan Schemes	Total	Expenditure to end of the year
(3) Rs.	(4) Rs.	(5) Rs.	(6) Rs.
...	...	...	15,50,503
...	...	...	1,13,63,476
<u>(-) 9,77,46,664</u>	...	<u>(-) 9,77,46,664</u>	<u>13,11,74,683</u>
...	...	...	2,78,14,531
...	...	...	2,78,14,531
29,35,671	...	29,35,671	1,63,18,393
11,62,96,530	...	11,62,96,530	21,79,23,972
...	...	...	8,40,77,152
...	...	...	1,39,91,211
...	...	...	97,50,319
<u>11,92,32,201</u>	...	<u>11,92,32,201</u>	<u>34,20,61,047</u>
23,00,07,920	...	23,00,07,920	56,90,69,131
6,21,63,192	...	6,21,63,192	76,39,62,563
...	...	...	2,410
...	...	...	(-) 1,01,152
...	...	...	2,602
...	...	...	3,88,32,890
...	...	...	1,66,47,148
...	...	...	80,56,799
...	...	...	8,13,49,641
...	...	...	7,85,58,348
...	...	...	3,42,85,994
...	...	...	15,06,44,619
...	...	...	34,08,85,325
...	...	...	6,60,29,186
...	...	...	16,41,549

STATEMENT  
DETAILED STATEMENT OF CAPITAL EXPENDITURE  
Expenditure

Nature of expenditure

Non-Plan

(1)	(2) Rs.
<b>C. CAPITAL ACCOUNT OF ECONOMIC SERVICES - Contd.</b>	
<b>(e) Capital Account of Energy - Concl'd.</b>	
<b>4801. Capital Outlay on Power Projects - Concl'd.</b>	
800. Other expenditure	...
Total : 05 Transmission and Distribution	...
06. Rural Electrification	
001. Direction and Administration	...
799. Suspense	...
Rural Electrification	...
Other Schemes each costing	...
Rs.25 lakhs and less	...
Electrification of villages	...
Intensification of Electrified villages	...
800. Other expenditure	...
Minimum Needs Programmes	...
Total : 06 Rural Electrification	...
80. General	
003. Training	...
004. Research and Development	...
800. Other expenditure	...
Total : 80 General	...
Total : 4801	...
Total : (e) Capital Account of Energy	...
<b>(f) Capital Account of Industry and Minerals</b>	
<b>4851. Capital Outlay on Village and Small Industries</b>	
101. Industrial Estates	...
102. Small Scale Industries	...
Other schemes each costing	...
Rs.25 lakhs and less	...

NO. 12

DURING AND TO END OF THE YEAR 1998-99 - Contd.  
during the year

Plan	Centrally Spon- sored Plan Schemes including NEC, Central Plan and Sub-Plan Schemes	Total	Expenditure to end of the year
(3) Rs.	(4) Rs.	(5) Rs.	(6) Rs.
...	...	...	31,97,29,929
<u>29,21,71,112</u>	...	<u>29,21,71,112</u>	<u>2,46,95,96,982</u>
10,50,31,637	...	10,50,31,637	33,50,90,150
...	...	...	30,76,79,907
21,84,876	...	21,84,876	19,17,26,437
...	...	...	21,65,38,000
...	...	...	55,65,943
...	...	...	2,34,04,158
...	...	...	85,239
...	...	...	19,75,71,373
<u>10,72,16,513</u>	...	<u>10,72,16,513</u>	<u>1,27,76,61,207</u>
...	...	...	2,18,727
...	...	...	10,08,336
7,67,49,978	...	7,67,49,978	17,37,07,701
<u>7,67,49,978</u>	...	<u>7,67,49,978</u>	<u>17,49,34,764</u>
<u>49,76,23,140</u>	...	<u>49,76,23,140</u>	<u>4,42,32,43,214</u>
<u>49,76,23,140</u>	...	<u>49,76,23,140</u>	<u>4,42,32,43,214</u>
...	50,00,000	50,00,000	2,35,50,797
...	...	...	69,32,399
...	...	...	86,15,177

STATEMENT  
DETAILED STATEMENT OF CAPITAL EXPENDITURE  
Expenditure

Nature of expenditure

Non-Plan

(1)	(2) Rs.
<b>C. CAPITAL ACCOUNT OF ECONOMIC SERVICES - Contd.</b>	
<b>(f) Capital Account of Industry and Minerals - Contd.</b>	
<b>4851. Capital Outlay on Village and Small Industries - conclud.</b>	
103. Handloom Industries	
Investments in Manipur Handloom and Handicrafts Corporation	...
Other schemes each costing Rs.25 lakhs and less	...
104. Handicraft Industries	
Other schemes each costing Rs.25 lakhs and less	...
107. Sericulture Industries	...
Other schemes each costing Rs.25 lakhs and less	...
109. Composite Village and Small Industries Co-operatives	...
200. Other Village Industries	...
800. Other expenditure	...
Total : 4851	...
<b>4852. Capital Outlay on Iron and Steel Industries</b>	
02. Manufacture	
190. Investment in Public Sector and Other Undertakings - Investment in Manipur Cycle Corporation Limited	...
Total : 4852	...
<b>4853. Capital Outlay on Non-Ferrous Mining and Metallurgical Industries</b>	
01. Mineral Exploration and Development	
800. Other expenditure	...
02. Non-Ferrous Metals	
800. Other expenditure	...
Total : 4853	...



NO. 12

DURING AND TO END OF THE YEAR 1998-99 - Contd.  
during the year

Plan	Centrally Spon- sored Plan Schemes including NEC, Central Plan and Sub-Plan Schemes	Total	Expenditure to end of the year
(3)	(4)	(5)	(6)
Rs.	Rs.	Rs.	Rs.
...	...	...	2,32,79,786
...	...	...	45,35,108
...	...	...	1,90,81,258
4,27,30,411	...	4,27,30,411	6,92,07,963
...	...	...	72,14,359
...	...	...	4,95,000
...	...	...	20,950
...	...	...	65,17,615
<u>4,27,30,411</u>	<u>50,00,000</u>	<u>4,77,30,411</u>	<u>16,94,50,412</u>
<u>35,04,000</u>	...	<u>35,04,000</u>	<u>52,15,000</u>
<u>35,04,000</u>	...	<u>35,04,000</u>	<u>52,15,000</u>
...	...	...	29,78,482
...	...	...	8,58,755
<u>...</u>	<u>...</u>	<u>...</u>	<u>38,37,237</u>

STATEMENT  
DETAILED STATEMENT OF CAPITAL EXPENDITURE  
Expenditure

Nature of expenditure

Non-Plan

(1)	(2) Rs.
<b>C. CAPITAL ACCOUNT OF ECONOMIC SERVICES - Contd.</b>	
<i>(f) Capital Account of Industry and Minerals - Contd.</i>	
<b>4854. Capital Outlay on Cement and Non-Metallic Mineral Industries</b>	
01. Cement	
190. Investments in Public sector and other undertakings	
Investments in Manipur Cements Limited	...
<b>Total : 4854</b>	<hr/> ... <hr/>
<b>4859. Capital Outlay on Telecommunication and Electronic Industries</b>	
02. Electronics	
190. Investments in Public Sector and other Undertakings - Investments in Manipur Electronics Corporation Limited	...
<b>Total : 4859</b>	<hr/> ... <hr/>
<b>4860. Capital Outlay on Consumer Industries</b>	
01. Textiles	
101 Industrial Estate	...
190. Investments in Public Sector and other Undertakings - Investments in Manipur Spinning Mills Corporation Limited	...
<b>Total : 01.</b>	<hr/> ... <hr/>
04. Sugar	
004. Research and Development	...
800. Other expenditure	3,00,908
<b>Total : 04. Sugar</b>	<hr/> 3,00,908 <hr/>

NO. 12

DURING AND TO END OF THE YEAR 1998-99 - Contd.  
during the year

Plan	Centrally Spon- sored Plan Schemes including NEC, Central Plan and Sub-Plan Schemes	Total	Expenditure to end of the year
(3) Rs.	(4) Rs.	(5) Rs.	(6) Rs.
...	...	...	29,85,000
...	...	...	29,85,000
...	...	...	1,89,40,000
...	...	...	1,89,40,000
2,70,25,000	...	2,70,25,000	3,04,71,000
...	...	...	9,80,55,000
2,70,25,000	...	2,70,25,000	12,85,26,000
...	...	...	30,43,703
50,349	...	3,51,257	1,37,58,061
50,349	...	3,51,257	1,68,01,764

STATEMENT  
DETAILED STATEMENT OF CAPITAL EXPENDITURE

Nature of expenditure	Expenditure
	Non-Plan
(1)	(2)
	Rs.
<b>C. CAPITAL ACCOUNT OF ECONOMIC SERVICES - Contd.</b>	
<b>(f) Capital Account of Industry and Minerals - Concl'd.</b>	
<b>4860. Capital Outlay on Consumer Industries - Concl'd.</b>	
60. Others	
600. Others	
Share Contribution to Manipur Cycle Corporation Limited	...
Share Contribution to Manipur Electronic Corporation Limited	...
Sugar Factory	...
Share Contribution to Manipur Cement Factory	...
Share Contribution to Manipur Development and Financial Corporation Limited	...
Distillery Plant	...
Paper Plant	...
Starch and Glucose Projects	...
Mechanical Brick Unit	...
Khandsari Sugar Factory	...
Other Industries	...
<b>Total : 60 Others</b>	...
<b>Total : 4860</b>	3,00,908
<b>4885. Other Capital Outlay on Industries and Minerals</b>	
01. Investments in Industrial Financial Institutions	
190. Investments in Public Sector and other undertakings	
Investments in Manipur Industrial Development Corporation Limited	...
Investment in Assam Financial Corporation	...
<b>Total : 01. Investments in Industrial Financial Institutions</b>	...
<b>Total : 4885</b>	...
<b>Total : (f) Capital Account of Industry and Minerals</b>	3,00,908

## NO. 12

DURING AND TO END OF THE YEAR 1998-99 - Contd.  
during the year

Plan	Centrally Spon- sored Plan Schemes including NEC, Central Plan and Sub-Plan Schemes	Total	Expenditure to end of the year
(3) Rs.	(4) Rs.	(5) Rs.	(6) Rs.
...	...	...	16,00,000
...	...	...	96,88,000
...	...	...	64,50,000
...	...	...	19,94,000
...	...	...	4,95,50,000
...	...	...	12,791
...	...	...	12,22,249
...	...	...	45,862
...	...	...	1,000
...	...	...	1,98,533
...	...	...	2,64,98,374
...	...	...	9,72,60,809
<u>2,70,75,349</u>	...	<u>2,73,76,257</u>	<u>24,25,88,573</u>
...	...	...	2,92,21,000
...	...	...	15,33,500
...	...	...	3,07,54,500
...	...	...	3,07,54,500
<u>7,33,09,760</u>	<u>50,00,000</u>	<u>7,86,10,668</u>	<u>47,37,70,722</u>

STATEMENT  
DETAILED STATEMENT OF CAPITAL EXPENDITURE  
Expenditure

Nature of expenditure

Non-Plan

(1)	(2) Rs.
<b>C. CAPITAL ACCOUNT OF ECONOMIC SERVICES - Contd.</b>	
<b>(g) Capital Account of Transport</b>	
<b>5054. Capital Outlay on Roads and Bridges</b>	
01. National Highways	
52. Machinery and Equipment	76,831
377. Road Works	...
800. Other expenditure	...
Roads of Inter State Importance	...
Total : 01 National Highways	76,831
02. Strategic and Border Roads	
337. Road Works	...
800. Other expenditure	...
Border Roads	...
Total : 02 Strategic and Border Roads	...
03. State Highways	
052. Machinery and Equipment	...
101. Bridges	...
337. Road Works	...
800. Other expenditure	...
Total : 03 State Highways	...
04. District and Other Roads	
800. Other expenditure	...
Deduct Recoveries	...
Total : 04 District and Other Roads	...
80. General	
004. Research	...
800. Other expenditure	...
Total : 80 General	...
Total : 5054	76,831

NO. 12

DURING AND TO END OF THE YEAR 1998-99 - Contd.  
during the year

Plan	Centrally Spon- sored Plan Schemes including NEC, Central Plan and Sub-Plan Schemes	Total	Expenditure to end of the year
(3) Rs.	(4) Rs.	(5) Rs.	(6) Rs.
...	...	76,831	60,92,353
7,14,80,221	...	7,14,80,221	11,24,52,384
...	...	...	2,21,48,449
<u>7,14,80,221</u>	<u>...</u>	<u>7,15,57,052</u>	<u>14,06,93,186</u>
...	...	...	3,79,78,409
...	...	...	17,50,294
...	...	...	29,05,32,930
<u>...</u>	<u>...</u>	<u>...</u>	<u>33,02,61,633</u>
...	...	...	12,22,63,649
(-) 27,17,546	...	(-) 27,17,546	30,76,56,407
...	...	...	82,51,20,777
...	...	...	29,56,03,681
<u>(-) 27,17,546</u>	<u>...</u>	<u>(-) 27,17,546</u>	<u>1,55,06,44,514</u>
39,31,21,516	...	39,31,21,516	2,94,48,15,742
...	...	...	(-) 75
<u>39,31,21,516</u>	<u>...</u>	<u>39,31,21,516</u>	<u>2,94,48,15,667</u>
32,33,318	...	32,33,318	3,12,94,685
2,60,151	...	2,60,151	5,64,26,166
<u>34,93,469</u>	<u>...</u>	<u>34,93,469</u>	<u>8,77,20,851</u>
<u>46,53,77,660</u>	<u>...</u>	<u>46,54,54,491</u>	<u>5,05,41,35,851</u>

STATEMENT  
DETAILED STATEMENT OF CAPITAL EXPENDITURE  
Expenditure

Nature of expenditure

Non-Plan

	(1)		(2)
			Rs.
<b>C. CAPITAL ACCOUNT OF ECONOMIC SERVICES - Contd.</b>			
<b>(g) Capital Account of Transport - Concl'd.</b>			
<b>5055. Capital Outlay on Road Transport</b>			
050. Lands and Buildings			...
102. Acquisition of Fleet			...
103. Workshop facilities			...
190. Investment in Public Sector and other undertakings			...
Investment in Manipur State Road Transport Corporation			...
800. Other expenditure			...
			<hr/>
Total : 5055			...
			<hr/>
Total : (g) Capital Account of Transport			76,831
			<hr/>
<b>(i) Capital Account of Science, Technology and Environment</b>			
<b>5425. Capital Outlay on Other Scientific and Environmental Research</b>			
800. Other expenditure			...
			<hr/>
Total : 5425			...
			<hr/>
Total : (i) Capital Account of Science, Technology and Environment			...
			<hr/>



## NO. 12

DURING AND TO END OF THE YEAR 1998-99 - Contd.  
during the year

Plan	Centrally Spon- sored Plan Schemes including NEC, Central Plan and Sub-Plan Schemes	Total	Expenditure to end of the year
(3) Rs.	(4) Rs.	(5) Rs.	(6) Rs.
7,90,691	...	7,90,691	4,43,33,189
...	...	...	12,90,840
...	...	...	1,81,42,058
...	...	...	1,32,500
1,47,00,000	...	1,47,00,000	24,18,94,423
...	...	...	37,25,827
<u>1,54,90,691</u>	<u>...</u>	<u>1,54,90,691</u>	<u>30,95,18,837</u>
<u>48,08,68,351</u>	<u>...</u>	<u>48,09,45,182</u>	<u>5,36,36,54,688</u>
<u>6,77,416</u>	<u>...</u>	<u>6,77,416</u>	<u>80,35,376</u>
<u>6,77,416</u>	<u>...</u>	<u>6,77,416</u>	<u>80,35,376</u>
<u>6,77,416</u>	<u>...</u>	<u>6,77,416</u>	<u>80,35,376</u>

STATEMENT  
**DETAILED STATEMENT OF CAPITAL EXPENDITURE**  
*Expenditure*

*Nature of expenditure*

Non-Plan

(1)	(2) Rs.
<b>C. CAPITAL ACCOUNT OF ECONOMIC SERVICES - Concl'd.</b>	
<b>(j) Capital Account of General Economic Services</b>	
<b>5452. Capital Outlay on Tourism</b>	
01. Tourist Infrastructure	
101. Tourist Centre	...
800. Other Expenditure	...
	<hr/>
Total : 01 Tourist Infrastructure	...
	<hr/>
80. General	
104. Promotion and Publicity	...
800. Other expenditure	...
	<hr/>
Total : 80 General	...
	<hr/>
Total : 5452	...
	<hr/>
<b>(j) Capital Account of General Economic Services</b>	...
	<hr/>
<b>TOTAL : C. CAPITAL ACCOUNT OF ECONOMIC SERVICES</b>	89,82,781
	<hr/>
<b>GRAND TOTAL : Capital Account</b>	90,87,865
	<hr/>

NO. 12

DURING AND TO END OF THE YEAR 1998-99 - Concl'd.  
during the year

Plan	Centrally Spon- sored Plan Schemes including NEC, Central Plan and Sub-Plan Schemes	Total	Expenditure to end of the year
(3) Rs.	(4) Rs.	(5) Rs.	(6) Rs.
2,62,206	13,00,000	15,62,206	4,06,95,372
...	...	...	42,94,796
<u>2,62,206</u>	<u>13,00,000</u>	<u>15,62,206</u>	<u>4,49,90,168</u>
...	...	...	34,58,845
...	...	...	9,02,983
...	...	...	43,61,828
<u>2,62,206</u>	<u>13,00,000</u>	<u>15,62,206</u>	<u>4,93,51,996</u>
<u>2,62,206</u>	<u>13,00,000</u>	<u>15,62,206</u>	<u>4,93,51,996</u>
<u>1,47,30,53,848</u>	<u>63,50,000</u>	<u>1,48,83,86,629</u>	<u>16,62,39,92,682</u>
<u>2,08,03,80,779</u>	<u>5,29,96,816</u>	<u>2,14,24,65,460</u>	<u>23,45,25,69,869</u>

STATEMENT SHOWING DETAILS OF INVESTMENT OF GOVERNMENT IN STATUTORY  
ETC. AS ON

Details of

Serial Number	Name of the Concern	Years of Investment	Number of shares/debentures of Government investment to up capital/debentures	
			Type	Number of Shares
(1)	(2)	(3)	(4)	(5)
<b>I. Statutory Corporations</b>				
1.	Assam Financial Corporation	1964-99	Equity shares	16,285
2.	Manipur State Road Transport Corporation	1977-97	Capital Contribution	(a)
		1997-98	-do-	(a)
		1998-99	-do-	(a)
Total : I. Statutory Corporations				
<b>II. Government Companies</b>				
1.	Manipur Industrial Development Corporation Limited	1969-99	Equity shares	7,87,710
2.	Manipur Spinning Mills Corporation Limited	1973-98	-do-	10,15,010
		1998-99	-do-	10,15,010
3.	Manipur Handloom and Handicrafts Development Corporation Limited	1976-98	-do-	4,16,690
		1998-99	-do-	4,16,690
4.	Manipur Agro-Industries Corporation Limited	1985-99	Capital Contribution	66,660

(a) No. of Shares, Debentures, Face Values etc. have not been intimated.

NO. 13

**CORPORATIONS, GOVERNMENT COMPANIES, CO-OPERATIVE BANKS AND SOCIETIES  
31ST MARCH 1999.**

*investment*

and percentage the total paid	Face value of each share/ debenture	Amount invested	Amount of dividend declared/interest received and credited to Government during the year	Remarks
Percentage				
(6)	(7)	(8) Rs.	(9) Rs.	(10)
10.22	100	16,28,500	(a)	
Total :		16,28,500		
(a)	(a)	20,58,28,423	(a)	
(a)	(a)	2,13,66,000		
(a)	(a)	1,47,00,000		
Total :		24,18,94,423		
		24,35,22,923		
100	100	7,87,71,000	5,815	
Total :		7,87,71,000		
100	100	10,15,01,000	(a)	
100	100	2,70,25,000		
Total :		12,85,26,000		
100	100	4,16,69,000	(a)	
100	100	50,00,000		
Total :		4,66,69,000		
76.75	100	66,66,000	(a)	
Total :		66,66,000		

(a) No. of Shares, Debentures, Face Values etc. have not been intimated.

STATEMENT SHOWING DETAILS OF INVESTMENT OF GOVERNMENT IN STATUTORY  
ETC. AS ON

*Details of*

Serial Number	Name of the Concern	Years of Investment	Number of shares/debentures of Government investment to up capital/debentures	
			Type	Number of Shares
(1)	(2)	(3)	(4)	(5)
<b>II. Government Companies - Concl'd.</b>				
5.	Manipur Plantation Crops Corporation Limited	1985-98 1998-99	-do-	5,13,270
6.	Manipur Tribal Development Corporation Limited	1985-99	-do-	(a)
7.	Manipur Cycle Corporation Limited	1985-98 1998-99	Capital Contribution	(a)
8.	Manipur Electronics Corporation Limited	1985-99	Equity shares	2,86,280
9.	Manipur Film Development Corporation Limited	1987-99	-do-	(a)
10.	Manipur Cement Corporation Limited	1987-99	Capital Contribution	(a)
<b>Total : II. Government Companies</b>				

NO. 13

**CORPORATIONS, GOVERNMENT COMPANIES, CO-OPERATIVE BANKS AND SOCIETIES**  
**31ST MARCH 1999 - Contd.**

*investment*

and percentage the total paid	Face value of each share/ debenture	Amount invested	Amount of dividend declared/interest received and credited to Government during the year	Remarks
Percentage				
(6)	(7)	(8) Rs.	(9) Rs.	(10)
22	100	5,13,27,000	(a)	
	100	80,00,000	(a)	
Total :		5,93,27,000		
(a)	(a)	1,61,50,000	(a)	
Total :		1,61,50,000		
(a)	(a)	33,11,000 35,04,000	(a)	
Total :		68,15,000		
100	100	2,86,28,000	(a)	
Total :		2,86,28,000	(a)	
(a)	(a)	27,00,000	(a)	
Total :		27,00,000		
(a)	(a)	49,79,000	(a)	
Total :		49,79,000		
		37,92,31,000	5,815	

(a) No. of Shares, Debentures, Face Values etc. have not been intimated.

STATEMENT SHOWING DETAILS OF INVESTMENT OF GOVERNMENT IN STATUTORY  
ETC. AS ON*Details of*

Serial Number	Name of the Concern	Years of Investment	Number of shares/debentures of Government investment to up capital/debentures	
			Type	Number of Shares
(1)	(2)	(3)	(4)	(5)
<b>III. Co-operative Institutions</b>				
(a) Credit Co-operatives				
1.	Manipur State Co-operative Bank Limited	1957-97 1997-99	Redeemable - do -	3,20,400 15,000
2.	Imphal Urban Co-operative Bank Limited	1970-98 1998-99	-do-	14,800
3.	Manipur Rural Bank	1981-98 1998-99	-do- -do-	8,000
4.	Manipur Women Co-operative Bank Limited	1966-99	-do-	7,600
5.	Large size Agricultural Credit Societies (14) *	1957-99	-do-	10,700
6.	Manipur Industrial Co-operative Bank	1980-99	-do-	30,500
7.	Moirang Primary Co-operative Bank	1972-99	-do-	3,300

\* Figures inside the brackets indicate the number of Societies, Confederations etc.



NO. 13

**CORPORATIONS, GOVERNMENT COMPANIES, CO-OPERATIVE BANKS AND SOCIETIES**  
**31ST MARCH 1999 - Contd.**

*investment*

and percentage the total paid	Face value of each share/ debenture	Amount invested	Amount of dividend declared/interest received and credited to Government during the year	Remarks
Percentage				
(6)	(7)	(8) Rs.	(9) Rs.	(10)
44	50	1,60,20,000	(a)	
44	50	7,50,000		
<b>Total :</b>		<b>1,67,70,000</b>		
18 to 33	50	7,40,000	(a)	
		1,00,000		
<b>Total :</b>		<b>8,40,000</b>		
(a)	(a)	84,71,400	(a)	
<b>Total :</b>		<b>1,12,96,400</b>		
39	50	3,80,000	(a)	
<b>Total :</b>		<b>3,80,000</b>		
45	10	1,07,000	(a)	
<b>Total :</b>		<b>1,07,000</b>		
(a)	(a)	3,85,000	(a)	
<b>Total :</b>		<b>3,85,000</b>		
8	50	1,65,000	(a)	
<b>Total :</b>		<b>1,65,000</b>		

**STATEMENT SHOWING DETAILS OF INVESTMENT OF GOVERNMENT IN STATUTORY  
ETC. AS ON**

*Details of*

Serial Number	Name of the Concern	Years of Investment	Number of shares/debentures of Government investment to up capital/debentures	
			Type	Number of Shares
(1)	(2)	(3)	(4)	(5)
<b>III. Co-Operative Institutions - Contd.</b>				
<b>(a) Credit Co-operatives - Concl'd.</b>				
8.	Thrift and Credit Co-operative Society	1980-99	-do-	(a)
9.	Lamka Urban Co-operative Bank Limited	1984-99	-do-	(a)
10.	Senapati Primary Co-operative Bank	1990-99	-do-	(a)
11.	Manipur State Land Development Co-operative Bank	1989-99	-do-	(a)
Total : (a) Credit Co-operatives				
<b>(b) Labour Co-operatives</b>				
1.	Labour Contract Societies including Forest Labour Co-operative Societies (112)*	1961-99	Redeemable Shares	33,407
Total : (b) Labour Co-operatives				

(a) No. of Shares, Debentures, Face Values etc. have not been intimated.

\* Figures inside the brackets indicate the number of Societies, Confederations etc.

NO. 13

**CORPORATIONS, GOVERNMENT COMPANIES, CO-OPERATIVE BANKS AND SOCIETIES**  
**31ST MARCH 1999 - Contd.**

*investment*

and percentage the total paid	Face value of each share/ debenture	Amount invested	Amount of dividend declared/interest received and credited to Government during the year	Remarks
Percentage (6)	(7)	(8) Rs.	(9) Rs.	(10)
(a)	(a)	2,37,000	(a)	
Total :		2,37,000		
(a)	(a)	1,55,000	(a)	
Total :		1,55,000		
(a)	(a)	20,000	(a)	
Total :		20,000		
		2,50,000	(a)	
Total :		2,50,000		
		3,06,05,400	...	
33	10	3,34,070	(a)	
Total :		3,34,070		
		3,34,070		

STATEMENT SHOWING DETAILS OF INVESTMENT OF GOVERNMENT IN STATUTORY  
ETC. AS ON

Details of

Serial Number	Name of the Concern	Years of Investment	Number of shares/debentures of Government investment to up capital/debentures	
			Type	Number of Shares
(1)	(2)	(3)	(4)	(5)
<b>III. Co-operative Institutions - Contd.</b>				
(c) Farming Co-operative				
1.	Joint Co-operative Farming Societies (54) *	1961-99	Redeemable Shares	26,600
2.	Poultry Farming Co-operative Societies (20) *	1988-99	-do-	(a)
3.	Horticulture Farming Co-operative Societies (13) *	1970-99	-do-	20,800
4.	Seri/Tasar Co-operative Societies (51) *	1987-99	-do-	(a)
5.	Piggery Co-operative Societies (16) *	1987-99	-do-	(a)
Total : (c) Farming Co-operatives				
(d) Warehousing and Marketing Co-operatives				
1.	Manipur State Co-operative Consumer Federation.	1969-99	Redeemable Shares	55,760

(a) No. of Shares, Debentures, Face Values etc. have not been intimated.

\* Figures inside the brackets indicate the number of Societies, Confederations etc.

NO. 13

**CORPORATIONS, GOVERNMENT COMPANIES, CO-OPERATIVE BANKS AND SOCIETIES**  
**31ST MARCH 1999 - Contd.**

*investment*

and percentage the total paid	Face value of each share/ debenture	Amount invested	Amount of dividend declared/interest received and credited to Government during the year	Remarks
Percentage (6)	(7)	(8) Rs.	(9) Rs.	(10)
70	10	2,66,000	(a)	
Total :		2,66,000		
(a)	(a)	15,76,800	(a)	
(a)	(a)	98,80,000		
Total :		1,14,56,800		
81	10	4,08,000	(a)	
Total :		4,08,000		
(a)	(a)	10,00,000	(a)	
(a)	(a)	1,67,000		
Total :		11,67,000		
(a)	(a)	10,66,300		
Total :		10,66,300		
		1,43,64,100		
62	50	27,88,000	(a)	
Total :		27,88,000		

STATEMENT SHOWING DETAILS OF INVESTMENT OF GOVERNMENT IN STATUTORY  
ETC. AS ON

Details of

Serial Number	Name of the Concern	Years of Investment	Number of shares/debentures of Government investment to up capital/debentures	
			Type (4)	Number of Shares (5)
(1)	(2)	(3)		
<b>III. Co-operative Institutions - Contd.</b>				
(d)	Warehousing and Marketing Co-operatives - <i>Concl'd.</i>			
2.	Manipur Apex Marketing Co-operative Society Limited	1957-99	-do-	1,18,460
3.	Manipur State Handloom weavers Co-operative Society Limited	1964-99	-do-	16,575
4.	District Supply and Marketing Co-operative Societies (12) *	1957-99	-do-	68,134
5.	Manipur State Apex Co-operative Housing Society	1984-99	-do-	(a)
6.	Housing Co-operative Societies Limited (2) *	1988-99	-do-	(a)

Total : (d) Warehousing and Marketing Co-operatives

(a) Number of Shares, Debentures, Face Values etc. have not been intimated.

\* Figures inside the brackets indicate the number of Societies,  
Confederations etc.

NO. 13

**CORPORATIONS, GOVERNMENT COMPANIES, CO-OPERATIVE BANKS AND SOCIETIES**  
**31ST MARCH 1999 - Contd.**

*investment*

and percentage the total paid	Face value of each share/ debenture	Amount invested	Amount of dividend declared/interest received and credited to Government during the year	Remarks
Percentage (6)	(7)	(8) Rs.	(9) Rs.	(10)
80	50	59,23,000	(a)	
Total :		59,23,000		
50	100	16,57,500	(a)	
Total :		16,57,500		
33	100	68,13,400	(a)	
Total :		68,13,400		
(a)	(a)	9,85,000		
Total :		9,85,000		
(a)	(a)	2,90,000	(a)	
Total :		2,90,000		
		1,84,56,900		

STATEMENT SHOWING DETAILS OF INVESTMENT OF GOVERNMENT IN STATUTORY  
ETC. AS ON

Details of

Serial Number	Name of the Concern	Years of Investment	Number of shares/debentures of Government investment to up capital/debentures	
			Type (4)	Number of Shares (5)
(1)	(2)	(3)		
<b>III. Co-operative Institutions - Contd.</b>				
(e) Processing Co-operatives				
1.	Manipur Fruit Processing and Cold Storage Co-operative Societies Limited	1974-99	Redeemable Shares	28,400
Total : (e) Processing Co-operatives				
(f) Dairy Co-operatives				
1.	Cattle Breeding/ Dairy Farming/Milk Producers Co-operative Federation(42)*	1976-99	Redeemable Shares	(a)
Total : (f) Dairy Co-operatives				
(g) Fisherman's Co-operatives				
1.	Fisheries Co-operative Societies(36)*	1974-99	Redeemable Shares	26,53,57
2.	Manipur State Fishing Co-operative Federation	1988-99	-do-	(a)
Total : (g) Fisherman's Co-operatives				



NO. 13

CORPORATIONS, GOVERNMENT COMPANIES, CO-OPERATIVE BANKS AND SOCIETIES  
31ST MARCH 1999 - Contd.

## investment

and percentage the total paid	Face value of each share/ debenture	Amount invested	Amount of dividend declared/interest received and credited to Government during the year	Remarks
Percentage (6)	(7)	(8) Rs.	(9) Rs.	(10)
60	100	28,40,000	(a)	
		<u>28,40,000</u>		
(a)	(a)	7,86,000	(a)	
Total :		<u>7,86,000</u>		
		<u>7,86,000</u>		
50	10	26,53,570		
Total :		<u>26,53,570</u>		
(a)	(a)	3,00,000	(a)	
Total :		<u>3,00,000</u>		
		<u>29,53,570</u>		

STATEMENT SHOWING DETAILS OF INVESTMENT OF GOVERNMENT IN STATUTORY  
ETC. AS ON

Details of

Serial Number	Name of the Concern	Years of Investment	Number of shares/debentures of Government investment to up capital/debentures	
			Type	Number of Shares
(1)	(2)	(3)	(4)	(5)
<b>III. Co-operative Institutions - Contd.</b>				
(h) Industrial Co-operatives				
1.	Fruit Preservation Co-operative Societies (2) *	1961-99	Redeemable Shares	4,000
2.	Publishing Co-operative Society	1967-99	-do-	400
3.	Oil Crushing Co-operative Society	1968-99	-do-	(a)
4.	Carpentry Co-operative Societies (5) *	1968-99	-do-	(a)
5.	Weavers Co-operative Societies including Primary Weavers Co-operative Societies (2304) *	1986-99	-do-	(a)
Total : (h) Industrial Co-operatives				
(i) Consumers Co-operatives				
1.	Consumers Co-operative Societies including Primary Consumer Educated Unemployed Persons, Government Employees Societies (131) *	1961-99	-do-	(a)
Total : (i) Consumers Co-operatives				

\* Figures inside the brackets indicate the number of Societies, Confederations etc.

(a) Number of Shares, Debentures, Face Values etc. have not been intimated.

NO. 13

**CORPORATIONS, GOVERNMENT COMPANIES, CO-OPERATIVE BANKS AND SOCIETIES**  
**31ST MARCH 1999 - Contd.**

## investment

and percentage the total paid	Face value of each share/ debenture	Amount invested	Amount of dividend declared/interest received and credited to Government during the year	Remarks
Percentage (6)	(7)	(8) Rs.	(9) Rs.	(10)
34	10	40,000	(a)	
Total :		40,000		
54	50	20,000	(a)	
Total :		20,000		
(a)	(a)	5,500	(a)	
Total :		5,500		
(a)	(a)	93,500	(a)	
Total :		93,500		
(a)	(a)	2,65,42,000	(a)	
(a)	(a)	38,50,000		
Total :		3,03,92,000		
		3,05,51,000		
45	5,10,25 & 50	15,63,000	(a)	
Total :		15,63,000		
		15,63,000		

**STATEMENT SHOWING DETAILS OF INVESTMENT OF GOVERNMENT IN STATUTORY  
ETC. AS ON**

*Details of*

Serial Number	Name of the Concern	Years of Investment	Number of shares/debentures of Government investment to up capital/debentures	
			Type	Number of Shares
(1)	(2)	(3)	(4)	(5)
<b>III. Co-operative Institutions - Contd.</b>				
(j) Other Co-operatives				
1.	Services Co-operative Societies (281) *	1961-98 1998-99	Redeemable Shares	(a) (a)
2.	Transport Co-operative Societies including Association/Auto Rickshaw/Taxi (14) *	1967-99	-do-	(a)
3.	Ex-Servicemen's Societies (2) *	1970-99	-do-	(a)
4.	G.P.L/M.P.C.S./ L.A.M.P.S./F.S.S./ M.P.Co-operative Societies (172) *	1970-97 1997-98 1997-98	-do- -do- -do-	(a) (a) (a)
5.	Manipur State Development Co-operative Corporation Limited	1985-99	-do-	(a)
6.	Integrated Co-operative Development Programme (3) *	1988-99	-do-	(a)

(a) Number of Shares, Debentures, Face Values etc. have not been intimated.

\* Figures inside the brackets indicate the number of Societies, Confederations etc.

NO. 13

**CORPORATIONS, GOVERNMENT COMPANIES, CO-OPERATIVE BANKS AND SOCIETIES**  
**31ST MARCH 1999 - Contd.**

*investment*

and percentage the total paid	Face value of each share/ debenture	Amount invested	Amount of dividend declared/interest received and credited to Government during the year	Remarks
Percentage (6)	(7)	(8) Rs.	(9) Rs.	(10)
(a)	(a)	7,90,440	(a)	
(a)	(a)	2,50,700		
Total :		10,41,140		
(a)	(a)	2,95,000	...	
Total :		2,95,000		
(a)	(a)	30,600	(a)	
Total :		30,600		
(a)	(a)	3,75,88,800	5,40,497	
(a)	(a)	8,20,000		
(a)	(a)	4,26,700	(a)	
Total :		3,88,35,500		
(a)	(a)	21,90,000	(a)	
Total :		21,90,000		
(a)	(a)	3,87,92,250		
Total :		3,87,92,250		

**STATEMENT SHOWING DETAILS OF INVESTMENT OF GOVERNMENT IN STATUTORY  
ETC. AS ON**

*Details of*

Serial Number	Name of the Concern	Years of Investment	Number of shares/debentures of Government investment to up capital/debentures	
			Type (4)	Number of Shares (5)
(1)	(2)	(3)		
<b>III. Co-operative Institutions - Concl'd.</b>				
(j) Other Co-operatives - Concl'd.				
7.	Blacksmith Plant/ Bamboo/Stone/Chatai/ Leather (6) *	1989-99	-do-	(a)
8.	Film Industries	1989-99	-do-	(a)
Total : (j) Other Co-operatives				
Total : III Co-operative Institutions				
GRAND TOTAL :				

\* Figures inside the brackets indicate the number of Societies, Confederations etc.

(a) Number of Shares, Debentures, Face Values etc. have not been intimated.

NO. 13

**CORPORATIONS, GOVERNMENT COMPANIES, CO-OPERATIVE BANKS AND SOCIETIES**  
**31ST MARCH 1999 - Concl'd.**

*investment*

and percentage the total paid	Face value of each share/ debenture	Amount invested	Amount of dividend declared/interest received and credited to Government during the year	Remarks
Percentage (6)	(7)	(8) Rs.	(9) Rs.	(10)
(a)	(a)	1,67,000	(a)	
Total :		<u>1,67,000</u>		
(a)	(a)	30,000	(a)	
Total :		<u>30,000</u>		
		<u>8,13,81,490</u>	<u>5,40,497</u>	
		<u>18,38,35,530</u>	<u>5,40,497</u>	
		<u>80,65,89,453</u>	<u>5,46,312</u>	

## STATEMENT NO.14

STATEMENT SHOWING THE CAPITAL AND OTHER EXPENDITURE (OTHER THAN ON REVENUE ACCOUNT) TO THE END OF 1998-99 AND THE PRINCIPAL SOURCES FROM WHICH FUNDS WERE PROVIDED FOR THAT EXPENDITURE

Heads  (1)	On 1st April 1998 (2)	During the year (3)	On 31st March 1999 (4)
( In crores of rupees )			
<b>CAPITAL AND OTHER EXPENDITURE</b>			
<b>CAPITAL EXPENDITURE</b>			
A. Capital Account of General Services			
Capital Outlay on Public Works	88.09	5.09	93.18
Capital Outlay on Other Administrative Services	0.64	...	0.64
Total : A	<u>88.73</u>	<u>5.09</u>	<u>93.82</u>
B. Capital Account of Social Services	<u>5,28.72</u>	<u>60.32</u>	<u>5,89.04</u>
C. Capital Account of Economic Services			
(a) Capital Account of Agricultural and Allied Activities	73.50	2.82	76.32
(b) Capital Account of Rural Development	0.33	0.07	0.40
(c) Capital Account of Special Areas Programmes	61.75	6.58	68.33
(d) Capital Account of Irrigation and Flood Control	4,52.11	33.42	4,85.53
(e) Capital Account of Energy	3,92.56	49.76	4,42.32
(f) Capital Account of Industry and Minerals	39.51	7.86	47.37
(g) Capital Account of Transport	4,88.28	48.10	5,36.38
(i) Capital Account of Science, Technology and Environment	0.74	0.07	0.81
(j) Capital Account of General Economic Services	4.78	0.16	4.94
Total : C	<u>15,13.56</u>	<u>1,48.84</u>	<u>16,62.40</u>
<b>TOTAL : CAPITAL EXPENDITURE</b>	<u>21,31.01</u>	<u>2,14.25</u>	<u>23,45.26</u>
<b>LOANS AND ADVANCES</b>			
Loans for Education, Art and Culture	0.11	...	0.11
Loans for Water Supply and Sanitation	5.67	...	5.67
Loans for Housing	19.81	...	19.81
Loans for Urban Development	0.89	...	0.89
Loans for Welfare of Scheduled Castes/Scheduled Tribes and Other Backward Classes	0.02	...	0.02
Loans for Social Security and Welfare	0.35	...	0.35
Loans for Crop Husbandry	1.26	...	1.26
Loans for Animal Husbandry	0.01	...	0.01



## STATEMENT NO. 14 - Contd.

(1)	(2)	(3)	(4)
CAPITAL AND OTHER EXPENDITURE - Concl'd.			
LOANS AND ADVANCES - Concl'd.			
Loans for Fisheries	0.22	...	0.22
Loans for Co-operation	9.53	0.20	9.73
Loans for Rural Development Programmes	0.01	...	0.01
Loans for Village and Small Industries	6.03	0.02	6.05
Loans to Government Servants, etc.	4.91	(-)0.17	4.74
Miscellaneous Loans	0.08	...	0.08
<b>TOTAL : LOANS AND ADVANCES</b>	<b>48.90</b>	<b>0.05</b>	<b>48.95</b>
<b>TOTAL : CAPITAL AND OTHER EXPENDITURE</b>	<b>21,79.91</b>	<b>2,14.30</b>	<b>23,94.21</b> "X"
PRINCIPAL SOURCES OF FUNDS			
Revenue Surplus	...	1,06.01	...
Public Debts -			
Internal Debt of the State Government			
Market Loans	1,80.61	21.41	2,02.02
Other Loans	3,24.62	2,07.58	5,32.20
Loans and Advances from the Central Government	2,86.34	48.56	3,34.90
Small Savings, Provident Funds, etc.	1,72.23	7.43	1,79.66
<b>Total : Public Debts</b>	<b>9,63.80</b>	<b>2,84.98</b>	<b>12,48.78</b>
Other Receipts -			
Reserve Funds	8.33	2.75	11.08
Deposits and Advances	1,69.63	(-) 1.61	1,68.02
Suspense and Miscellaneous	(-)58.02	(-)24.78	(-)82.80
(Other than amount closed to Government Account and Cash Balances Investment Accounts) Remittances	(-)1,01.31	(-) 15.63	(-)1,16.94
<b>Total : Other Receipts</b>	<b>18.63</b>	<b>(-)39.27</b>	<b>(-) 20.64</b>
<b>TOTAL : DEBT AND OTHER RECEIPTS</b>	<b>9,82.43</b>	<b>2,45.79</b>	<b>12,28.14</b>
Deduct - Cash Balance	1.67	1,37.42	1,39.09
Deduct - Investments	4.53	...	4.53
Add -Misc Govt. Accounts	0.08	...	0.08
<b>NET PROVISION OF FUNDS</b>	<b>9,76.31</b>	<b>1,08.36</b>	<b>10,84.60</b> "Y"

## STATEMENT NO.14 - Concl'd.

The net provision of Funds 'Y' shown in the Statement differs from the net Capital and other expenditure 'X' upto the end of the year by Rs.13,09.61 crores for the reasons explained below :

1. Net Capital Expenditure allocated to the end of 1964-85 to the Territory Section of Accounts	5.69
2. Net effect of balances under debt heads allocated to the end of the 1964-65 to the Territory Section of Account from the books of the Government of India	0.85
3. Net effect of balances under Debt, Deposits and Remittances heads allocated during 1971-72 on dropping from the Central Accounts	3.05
4. Net effect of balances under Public Debt, adopted during 1972-73 on dropping from Central Books	(-)2.62
5. Adjustment of Balances under Suspense	2.78
6. Net effect of Balances under Debt, Deposits and Remittance heads adopted during 1983-84 on dropping from Central Books	2.48
7. Net Revenue Surplus to the end of 1998-99	12,97.38
	<hr/>
Total :	13,09.61
	<hr/>

---

---

PART - II

B - DEBT, CONTINGENCY FUND AND PUBLIC ACCOUNT

---

---

## DETAILED STATEMENT OF RECEIPTS, DISBURSEMENTS AND BALANCES UNDER HEADS OF

Heads of account	Opening balance on 1st April 1998
(1)	(2) Rs.
<b>PART I - CONSOLIDATED FUND</b>	
(i) Receipt Heads (Revenue Account)	
(ii) Expenditure Heads (Revenue Account)	
(iii) Expenditure Heads (Capital Account)	
<b>E. Public Debt</b>	
6003. Internal Debt of the State Government	5,05,22,69,086 (Cr)
6004. Loans and Advances from the Central Government	2,86,34,14,146 (Cr)
<b>Total : E. Public Debt</b>	7,91,56,83,232 (Cr)
<b>F. Loans and Advances</b>	
6202. Loans for Education, Sports, Art and Culture	10,73,190 (Dr)
6215. Loans for Water Supply	5,67,90,972 (Dr)
6216. Loans for Housing	19,80,92,663 (Dr)
6217. Loans for Urban Development	88,68,684 (Dr)
6225. Loans for Welfare of Scheduled Castes, Scheduled Tribes and other Backward Classes	2,39,573 (Dr)
6235. Loans for Social Security and Welfare	34,68,346 (Dr)
6401. Loans for Crop Husbandry	1,25,79,044 (Dr)
6403. Loans for Animal Husbandry	50,000 (Dr)
6405. Loans for Fisheries	22,40,074 (Dr)
6425. Loans for Co-operation	9,52,59,337 (Dr)
6515. Loans for other Rural Development programmes	77,507 (Dr)
6851. Loans for Village and Small Industries	6,03,27,306 (Dr)
7610. Loans to Government Servants, etc.	4,90,73,844 (Dr)
7615. Miscellaneous Loans	8,46,461 (Dr)
<b>Total : F. Loans and Advances</b>	48,89,87,001 (Dr)
<b>Total : PART I - CONSOLIDATED FUND</b>	

## ACCOUNT RELATING TO DEBT, CONTINGENCY FUND AND PUBLIC ACCOUNT

Receipts	Disbursements	Closing balance on 31st March 1999
(3) Rs.	(4) Rs.	(5) Rs.
8,96,77,94,864	...	...
...	7,90,76,53,072	...
...	2,14,24,65,460	...
6,53,48,56,000	4,24,49,02,264	7,34,22,22,822 (Cr)
1,47,15,02,500	98,59,10,411	3,34,90,06,235 (Cr)
<hr/> 8,00,63,58,500	<hr/> 5,23,08,12,675	<hr/> 10,69,12,29,057 (Cr)
...	...	10,73,190 (Dr)
...	...	5,67,90,972 (Dr)
15,291	...	19,80,77,372 (Dr)
...	...	88,68,684 (Dr)
...	...	2,39,573 (Dr)
...	...	34,68,346 (Dr)
...	...	1,25,79,044 (Dr)
...	...	50,000 (Dr)
40,780	...	21,99,294 (Dr)
3,23,070	23,86,900	9,73,23,167 (Dr)
...	...	77,507 (Dr)
39,920	2,00,000	6,04,87,386 (Dr)
35,21,783	18,47,895	4,73,99,956 (Dr)
...	...	8,46,461 (Dr)
<hr/> 39,40,844	<hr/> 44,34,795	<hr/> 48,94,80,952 (Dr)
<hr/> 16,97,80,94,208	<hr/> 15,28,53,66,002	

Heads of account	Opening balance on 1st April 1998
(1)	(2) Rs.
<b>PART III - PUBLIC ACCOUNT</b>	
<b>I. Small Savings, Provident Funds, etc.</b>	
(b) Provident Funds	
8005. State Provident Funds	1,62,72,63,607 (Cr)
(c) Other Accounts	
8011. Insurance and Pension Funds	9,50,06,850 (Cr)
<b>Total : I. Small Savings, Provident Funds, etc.</b>	<b>1,72,22,70,457 (Cr)</b>
<b>J. Reserve Funds</b>	
(b) Reserve Funds not Bearing Interest	
8226. Depreciation/Renewal Reserve Fund	
101. Depreciation Reserve Funds of Government Commercial Departments/Undertakings	23,98,000 (Cr)
<b>Total : 8226. Depreciation/ Renewal Reserve Fund</b>	<b>23,98,000 (Cr)</b>
8235. General and other Reserve Funds	
111. Calamities relief	8,08,97,129 (Cr)
<b>Total : 8235. General and other Reserve Funds</b>	<b>8,08,97,129 (Cr)</b>
<b>Total : (b) Reserve Funds not Bearing Interest</b>	<b>8,32,95,129 (Cr)</b>
<b>Total : J. Reserve Funds</b>	<b>8,32,95,129 (Cr)</b>
<b>K. Deposits and Advances</b>	
(a) Deposits Bearing Interest	
8336. Civil Deposits	
800. Other Deposits	2,35,79,948 (Cr)
<b>Total : 8336. Civil Deposits</b>	<b>2,35,79,948 (Cr)</b>
<b>Total : (a) Deposits bearing interest</b>	<b>2,35,79,948 (Cr)</b>

NO. 15 - Contd.

Receipts	Disbursements	Closing balance on 31st March 1999
(3) Rs.	(4) Rs.	(5) Rs.
50,77,27,471	43,54,99,215	1,69,94,91,863 (Cr)
1,73,60,384	1,52,84,007	9,70,83,227 (Cr)
<u>52,50,87,855</u>	<u>45,07,83,222</u>	<u>1,79,65,75,090 (Cr)</u>
...	...	23,98,000 (Cr)
<u>...</u>	<u>...</u>	<u>23,98,000 (Cr)</u>
2,75,95,175	56,560	10,84,35,744 (Cr)
<u>2,75,95,175</u>	<u>56,560</u>	<u>10,84,35,744 (Cr)</u>
2,75,95,175	56,560	11,08,33,744 (Cr)
<u>2,75,95,175</u>	<u>56,560</u>	<u>11,08,33,744 (Cr)</u>
...	...	2,35,79,948 (Cr)
<u>...</u>	<u>...</u>	<u>2,35,79,948 (Cr)</u>
<u>...</u>	<u>...</u>	<u>2,35,79,948 (Cr)</u>

Heads of account (1)	Opening balance on 1st April 1998 (2) Rs.
<b>PART III - PUBLIC ACCOUNT - Contd.</b>	
<b>K. Deposits and Advances - Concl'd.</b>	
(b) Deposits Not bearing Interest	
8443. Civil Deposits	
101. Revenue Deposits	(-) 3,74,571 (Cr)
103. Security Deposits	17,00,74,360 (Cr)
104. Civil Courts Deposits	6,10,84,588 (Cr)
105. Criminal Courts Deposits	1,677 (Cr)
106. Personal Deposits	23,07,81,940 (Cr)
108. Public works Deposits	27,30,94,437 (Cr)
109. Forest Deposits	3,21,18,937 (Cr)
111. Other Departmental Deposits	3,24,68,708 (Cr)
Total : 8443 Civil Deposits	79,92,50,076 (Cr)
8448. Deposits of Local Funds	
120. Other Funds	5,23,130 (Cr)
Total : 8448. Deposits of Local Funds	5,23,130 (Cr)
8449. Other Deposits	
120. Miscellaneous Deposits	88,81,08,446 (Cr)
Total : 8449. Other Deposits	88,81,08,446 (Cr)
Total : (b) Deposits Not Bearing Interest	1,68,78,81,652 (Cr)
(c) Advances	
8550. Civil Advances	
101. Forest Advances	19,75,734 (Cr)
102. Revenue Advances	52,499 (Dr)
103. Other Departmental Advances	82,54,850 (Dr)
104. Other Advances	87,97,780 (Dr)
Total : 8550. Civil Advances	1,51,29,395 (Dr)
Total : (c) Advances	1,51,29,395 (Dr)
Total : <b>K. Deposits and Advances</b>	1,69,63,32,205 (Cr)



NO. 15 - Contd.

Receipts	Disbursements	Closing balance on 31st March 1999
(3) Rs.	(4) Rs.	(5) Rs.
5,89,196	(-) 63,91,076	66,05,701 (Cr)
5,28,62,872	2,25,13,405	20,04,23,827 (Cr)
3,63,25,972	...	9,74,10,560 (Cr)
...	...	1,677 (Cr)
16,18,28,227	23,63,68,909	15,62,41,258 (Cr)
2,58,02,710	9,17,59,731	20,71,37,416 (Cr)
...	...	3,21,18,937 (Cr)
6,69,95,978	6,68,15,847	3,26,48,839 (Cr)
<u>34,44,04,955</u>	<u>41,10,66,816</u>	<u>73,25,88,215 (Cr)</u>
...	...	5,23,130 (Cr)
...	...	5,23,130 (Cr)
<u>37,24,02,532</u>	<u>31,49,86,670</u>	<u>94,55,24,308 (Cr)</u>
<u>37,24,02,532</u>	<u>31,49,86,670</u>	<u>94,55,24,308 (Cr)</u>
<u>71,68,07,487</u>	<u>72,60,53,486</u>	<u>1,67,86,35,653 (Cr)</u>
4,02,93,890	4,73,26,165	50,56,541 (Dr)
...	...	52,499 (Dr)
...	...	82,54,850 (Dr)
1,60,000	10,500	86,48,280 (Dr)
<u>4,04,53,890</u>	<u>4,73,36,665</u>	<u>2,20,12,170 (Dr)</u>
<u>4,04,53,890</u>	<u>4,73,36,665</u>	<u>2,20,12,170 (Dr)</u>
<u>75,72,61,377</u>	<u>77,33,90,151</u>	<u>1,68,02,03,431 (Cr)</u>

Heads of account (1)	Opening balance on 1st April 1998 (2) Rs.
<b>PART III - PUBLIC ACCOUNT - Contd.</b>	
<b>L. Suspense and Miscellaneous</b>	
(b) Suspense	
8658. Suspense Accounts	
101. Pay and Accounts Office Suspense	12,08,37,643 (Dr)
102. Suspense Account (Civil)	37,27,29,611 (Dr)
107. Cash settlement Suspense Account	7,46,14,677 (Dr)
109. Reserve Bank Suspense - Headquarters	64,45,322 (Dr)
110. Reserve Bank Suspense - Central Accounts Office	14,41,54,900 (Cr)
111. Departmental Adjusting Account	32,11,74,463 (Dr)
112. Tax Deducted at Source Suspense	5,28,44,725 (Cr)
113. Provident Fund Suspense	1,04,946 (Dr)
120. Additional Dearness Allowance Deposit Suspense Account	10,781 (Cr)
123. A.I.S. Officers Group Insurance Scheme	9,14,27,774 (Cr)
126. Broadcasting Receiver Licence Fee Suspense	62,688 (Cr)
129. Material Purchase Settlement Suspense Account	6,75,22,065 (Cr)
Total : 8658. Suspense Account	53,98,83,729 (Dr)
Total : (b) Suspense	53,98,83,729 (Dr)
(c) Other Accounts	
8670. Cheques and Bills	
103. Departmental cheques	96,750 (Dr)
8671. Departmental Balances	
101. Civil	3,82,25,191 (Dr)
8672. Permanent Cash Imprest	
101. Civil	2,19,684 (Dr)
8673. Cash Balance Investment Account	
101. Cash Balance Investment Account	4,52,82,620 (Dr)
Total : (c) Other Accounts	8,38,24,245 (Dr)

NO. 15 - Contd.

Receipts (3)	Disbursements (4) Rs.	Closing balance on 31st March 1999 (5) Rs.
3,57,69,208	14,35,67,182	22,86,35,617 (Dr)
10,36,09,421	11,31,42,027	38,22,62,217 (Dr)
17,48,92,826	21,37,83,369	11,35,05,220 (Dr)
...	1,72,05,682	2,36,51,004 (Dr)
5,39,10,941	16,95,387	19,63,70,454 (Cr)
1,88,69,408	3,27,59,786	33,50,64,841 (Dr)
2,37,91,314	1,58,82,881	6,07,53,158 (Cr)
...	...	1,04,946 (Dr)
...	...	10,781 (Cr)
(-) 2,28,94,531	9,53,576	6,75,79,667 (Cr)
...	...	62,688 (Cr)
4,87,54,713	9,56,73,772	2,06,03,006 (Cr)
<u>43,67,03,300</u>	<u>63,46,63,662</u>	<u>73,78,44,091 (Dr)</u>
<u>43,67,03,300</u>	<u>63,46,63,662</u>	<u>73,78,44,091 (Dr)</u>
...	...	96,750 (Dr) "B"
7,43,75,739	12,44,94,545	8,83,43,997 (Dr)
...	1,000	2,20,684 (Dr)
2,64,26,00,000	2,64,26,00,000	4,52,82,620 (Dr)
<u>2,71,69,75,739</u>	<u>2,76,70,95,545</u>	<u>13,39,44,051 (Dr)</u>

"B" Adopted proforma on 21-01-1998 on dropping from Central Account. The balance is under scrutiny.

Heads of account (1)	Opening balance on 1st April 1998 (2) Rs.
<b>PART III - PUBLIC ACCOUNT - Contd.</b>	
<b>L. Suspense and Miscellaneous - Concl'd.</b>	
(d) Accounts with Governments of Foreign Countries	
8679. Accounts with Governments of other Countries	
103. Burma	17,06,490 (Dr)
Total : (d) Accounts with Governments of Foreign Countries	<u>17,06,490 (Dr)</u>
Total : L (b) + (c) + (d)	<u>62,54,14,464 (Dr)</u>
(e) Miscellaneous	
8680. Miscellaneous Government Accounts	
102. Writes-off from Heads of Account closing to balance	8,00,000
Total : 8680. Miscellaneous Government Accounts	<u>8,00,000</u>
Total : (e) Miscellaneous	<u>8,00,000</u>
<b>Total : L. Suspense and Miscellaneous</b>	<u><u>62,46,14,464 (Dr)</u></u>
<b>M. Remittances</b>	
(a) Money orders and other remittances	
8782. Cash Remittances and adjustments between officers rendering accounts to the same Accounts Officer	
Cash Remittances between Treasuries and Currency Chests	...
Public Works Remittances	1,08,24,71,558 (Dr)
Post Remittances	2,71,35,003 (Cr)
Reserve Bank of India Remittances	5,25,74,305 (Cr)
8782. Cash Remittances, etc.	<u>1,00,27,62,250 (Dr)</u>
(a) Money Orders and other remittances	<u>1,00,27,62,250 (Dr)</u>

NO. 15 - Contd.

Receipts (3) Rs.	Disbursements (4) Rs.	Closing balance on 31st March 1999 (5) Rs.
...	"C" (-) 1,51,052	15,55,438 (Dr)
...	(-) 1,51,052	15,55,438 (Dr)
<u>3,15,36,79,039</u>	<u>3,40,16,08,155</u>	<u>87,33,43,580 (Dr)</u>
...	13,605	7,86,395 (Cr)
...	13,605	7,86,395 (Cr)
...	13,605	7,86,395 (Cr)
<u>3,15,36,79,039</u>	<u>3,40,16,21,760</u>	<u>87,25,57,185 (Dr)</u>
89,34,50,137	89,34,50,137	...
2,84,89,16,010	2,97,02,36,086	1,20,37,91,634 (Dr)
10,70,46,802	9,93,76,022	3,48,05,783 (Cr)
(-) 2,70,48,929	1,17,82,088	1,37,43,288 (Cr)
<u>3,82,23,64,020</u>	<u>3,97,48,44,333</u>	<u>1,15,52,42,563 (Dr)</u>
<u>3,82,23,64,020</u>	<u>3,97,48,44,333</u>	<u>1,15,52,42,563 (Dr)</u>

"c" Minus figure is due to adjustment of previous years balance

Heads of account	Opening balance on 1st April 1998
(1)	(2) Rs.
<b>PART III - PUBLIC ACCOUNT - Concl'd.</b>	
<b>M. Remittances - Concl'd.</b>	
(b) Inter Government Adjustment Accounts	
8786. Adjusting Account between Central and State Governments	...
8793. Inter State Suspense Account	1,03,98,253 (Dr)
	<hr/>
Total : (b) Inter Government Adjustment Accounts	1,03,98,253 (Dr)
	<hr/>
<b>Total : M. Remittances</b>	<b>1,01,31,60,503 (Dr)</b>
	<hr/>
<b>Total : PART III - PUBLIC ACCOUNT</b> (Receipts and Disbursements)	...
	<hr/>
Total : PART I and III Receipts and Disbursements	...
	<hr/>
<b>N. Cash Balance</b>	
8999. Cash Balance (opening)	
101. Cash in Treasuries	
102. Deposits with Reserve Bank	
104. Remittance in Transit (Local)	
Total :	
8999. Cash Balance (Closing)	
101. Cash in Treasuries	
102. Deposits with Reserve Bank	
104. Remittance in Transit (Local)	
Total :	
<b>GRAND TOTAL :</b>	

NO. 15 - Concl'd.

Receipts	Disbursements	Closing balance on 31st March 1999
(3) Rs.	(4) Rs.	(5) Rs.
... <u>(-) 70,040</u>	... <u>36,70,595</u>	... <u>1,41,38,888 (Dr)</u>
<u>(-) 70,040</u>	<u>36,70,595</u>	<u>1,41,38,888 (Dr)</u>
<u>3,82,22,93,980</u>	<u>3,97,85,14,928</u>	<u>1,16,93,81,451 (Dr)</u>
<u>8,28,59,17,426</u>	<u>8,60,43,66,621</u>	<u>...</u>
<u>25,26,40,11,634</u>	<u>23,88,97,32,623</u>	<u>...</u>
2,56,15,466 93,90,00,048 <u>(-) 94,79,39,176</u>		
<u>1,66,76,338</u>		
	3,43,33,073 1,65,45,02,602 <u>(-) 29,78,80,326</u>	
	<u>1,39,09,55,349</u>	
<u>25,28,06,87,972</u>	<u>25,28,06,87,972</u>	

## DETAILED STATEMENT OF DEBT AND OTHER

<i>Description of Debt</i>	<i>Balance as on</i>
<i>(1)</i>	<i>1st April 1998</i>
	<i>(2)</i>
	<i>Rs.</i>
<b>E. PUBLIC DEBT</b>	
<b>6003. Internal Debt of the State Government</b>	
101. Market Loans	1,80,60,70,653
103. Loans from the Life Insurance Corporation of India	7,79,87,154
104. Loans from General Insurance Corporation of India	29,39,676
105. Loans from the National Bank for Agriculture and Rural Development	63,55,150
107. Loans from State Bank of India	10,94,400
108. Loans from NCDC	13,63,10,754
109. Loans from other Institutions	88,62,71,415
110. Ways and Means Advances from the RBI	2,12,89,83,691
800. Other Loans	62,56,193
	<hr/>
<b>Total : 6003. Internal Debt of the State Government</b>	<b>5,05,22,69,086</b>
	<hr/>
<b>6004. Loans and Advances from the Central Government</b>	
01. Non-Plan Loans	
102. Share of Small Saving Collections	62,72,23,750
104. Special Police Force	"A" 3,78,70,000
115. Police - Modernisation of police force Education-National Loan Scholarship Schemes	2,89,80,810
	1,31,980
201. House Building Advances	69,06,921
	<hr/>
<b>Total : 01. Non - Plan Loans</b>	<b>70,11,13,461</b>
	<hr/>
02. Loans for State/Union Territory Plan Schemes	
101. Block Loans	1,50,15,61,367
104. 1984-89 State Plan Loans Consolidated in terms of recommendations of the 9th Finance Commission	17,57,33,503
	<hr/>
<b>Total : 02. Loans for State/Union Territory Plan Schemes</b>	<b>1,67,72,94,870</b>
	<hr/>

---

"A" Separated from minor head 115 Modernisation of Police Force



NO. 16

## INTEREST BEARING OBLIGATIONS OF GOVERNMENT

Additions during the year	Discharges during the year	Balance as on 31st March 1999
(3)	(4)	(5)
Rs.	Rs.	Rs.
29,28,00,000	7,86,30,000	2,02,02,40,653
3,49,40,000	1,92,00,567	9,37,26,587
...	36,05,163	(-) 6,65,487 (x)
72,04,000	...	1,35,59,150
...	...	10,94,400
32,37,838	...	13,95,48,592
11,02,97,185	3,74,22,134	95,91,46,466
6,08,63,76,977	4,10,60,44,400	4,10,93,16,268
...	...	62,56,193
<hr/>	<hr/>	<hr/>
6,53,48,56,000	4,24,49,02,264	7,34,22,22,822
<hr/>	<hr/>	<hr/>
13,79,00,000	1,67,10,000	74,84,13,750
2,00,00,000	67,00,000	5,11,70,000
1,17,31,500	12,76,980	3,94,35,330
...	...	1,31,980
4,37,000	12,08,984	61,34,937
<hr/>	<hr/>	<hr/>
17,00,68,500	2,58,95,964	84,52,85,997
<hr/>	<hr/>	<hr/>
44,07,84,000	5,20,75,270	1,89,02,70,097
...	2,52,72,000	15,04,61,503
<hr/>	<hr/>	<hr/>
44,07,84,000	7,73,47,270	2,04,07,31,600
<hr/>	<hr/>	<hr/>

(x) Minus balance under scrutiny

Description of Debt (1)	Balance as on 1st April 1998 (2) Rs.
<b>E. PUBLIC DEBT - Contd.</b>	
6004. Loans and Advances from the Central Government -Contd.	
03. Loans for Central Plan Schemes	
Rehabilitation -	
Repatriates from Burma	82,842
Dry Land Development	6,81,164
Soil and Water Conservation -	
Soil Conservation	...
Village and Small Industries -	
102. Small Scale Industries	4,27,518
Other Rural Development Programmes (CAD)	31,069
800 Other Loans Strengthening of State Land	
Use Board soil conservation	14,15,212
(ii) Loan Assistance under Accelerated Irri- gation Benefit Programme -Khuga Multipurpose Project	4,19,25,000
	<hr/>
Total : 03. Loans for Central Plan Schemes	4,45,62,805
04. Loans for Centrally Sponsored Plan Schemes	
Integrated Development of	
Small and Medium Towns -	2,68,17,900
Consumer Co-operation -	6,15,476
Flood Control and Drainage -	
Anti Sea Erosion Projects -	7,68,000
Co-operation - Assistance to Credit co-operatives	9,75,716
Civil Supplies - Assistance to Consumer Co-operatives in Urban Areas	87,47,411
Transmission and Distribution -	
Inter State Transmission Lines	22,91,121
Village and Small Industries -	
102. Small Scale Industries	11,65,570
103. Handloom Industries	36,41,150
Forestry - Forest Conservation Development and Regeneration	41,92,322
Co-operation -	
108. Loans to Other Co-operatives	70,83,410
Roads of Inter State or Economic Importance	90,16,330
National Water Shed Development Project for rainfed areas	1,13,48,732
Total : 04. Loans for Centrally Sponsored Plan Schemes	<hr/> 7,66,63,138 <hr/>

NO. 16 - Contd.

Additions during the year (3) Rs.	Discharges during the year (4) Rs.	Balance as on 31st March 1999 (5) Rs.
...	...	82,842
...	1,75,800	5,05,364
...	...	...
...	...	4,27,518
...	15,533	15,536
...	1,89,425	12,25,787
...	10,75,000	4,08,50,000
...	14,55,758	4,31,07,047
10,50,000	12,02,500	2,66,65,400
...	1,62,400	4,53,076
...	64,000	7,04,000
6,50,000	38,808	15,86,908
...	31,63,435	55,83,976
...	1,76,240	21,14,881
...	4,44,753	7,20,817
...	8,78,980	27,62,170
...	8,63,934	33,28,388
...	6,69,584	64,13,826
...	4,72,042	85,44,288
62,50,000	3,11,088	1,72,87,644
79,50,000	84,47,764	7,61,65,374

Description of Debt (1)	Balance as on 1st April 1998 (2) Rs.
<b>E. PUBLIC DEBT - Concl'd.</b>	
<b>6004. Loans and Advances from the Central Government - Concl'd.</b>	
05. Loans for Special Schemes	
101. Schemes of North Eastern Council	4,66,04,408
<b>Total : 05 Loans for Special Schemes</b>	<u>4,66,04,408</u>
06. Ways and means Advances	51,00,000
<b>Total : 06 Ways and Means Advances</b>	<u>51,00,000</u>
07. Pre 1984-85 loans	
102. National Loan Scholarship Schemes	5,81,572
105. Small Savings Loans	46,97,000
107. Pre 1979-80 Consolidated Loans re-consolidated into 30 years loans	12,60,45,406
108. 1979-84 Consolidated Loans	18,06,37,861
109. Rehabilitation of Gold Smiths	1,13,625
<b>Total : 07. Pre-1984-85 Loans</b>	<u>31,20,75,464</u>
<b>Total : 6004 - Loans and Advances from the Central Government</b>	<u>2,86,34,14,146</u>
<b>Total E. PUBLIC DEBT</b>	<u>7,91,56,83,232</u>
<b>I. SMALL SAVINGS, PROVIDENT FUNDS ETC.</b>	
(b) Provident Funds	
<b>8005. State Provident Funds</b>	
01. Civil	
101. General Provident Fund	1,61,56,22,109
102. Contributory Provident Fund	9,680
104. All India Services Provident Fund	1,16,30,307
<b>Total : 01. Civil</b>	<u>1,62,72,62,096</u>
60. Other Provident Funds	
101. Workmen's Contributory Provident Fund	1,511
<b>Total : 60. Other Provident Fund</b>	<u>1,511</u>
<b>Total : 8005. State Provident Funds</b>	<u>1,62,72,63,607</u>

NO. 16 - Contd.

Additions during the year (3) Rs.	Discharges during the year (4) Rs.	Balance as on 31st March 1999 (5) Rs.
27,00,000	40,47,655	4,52,56,753
<u>27,00,000</u>	<u>40,47,655</u>	----- 4,52,56,753
85,00,00,000	85,00,00,000	51,00,000
<u>85,00,00,000</u>	<u>85,00,00,000</u>	<u>51,00,000</u>
...	...	5,81,572
...	5,81,000	41,16,000
...	75,51,000	11,84,94,406
...	1,05,84,000	17,00,53,861
...	...	1,13,625
<u>...</u>	<u>1,87,16,000</u>	<u>29,33,59,464</u>
1,47,15,02,500	98,59,10,411	3,34,90,06,235
<u>8,00,63,58,500</u>	<u>5,23,08,12,675</u>	<u>10,69,12,29,057</u>
50,20,08,246	43,28,85,286	1,68,47,45,069
...	...	9,680
57,19,225	26,13,929	1,47,35,603
<u>50,77,27,471</u>	<u>43,54,99,215</u>	<u>1,69,94,90,352</u>
<u>...</u>	<u>...</u>	<u>1,511</u>
...	...	1,511
<u>50,77,27,471</u>	<u>43,54,99,215</u>	<u>1,69,94,91,863</u>

Description of Debt (1)	Balance as on 1st April 1998 (2) Rs.
<b>I. SMALL SAVINGS, PROVIDENT FUNDS ETC -Concl'd.</b>	
(c) Other Accounts	
8011. Insurance and Pension Funds	
107. State Government Employees Group Insurance Scheme	9,50,06,850
	<hr/>
<b>Total : 8011. Insurance and                 Pension Funds</b>	<b>9,50,06,850</b>
	<hr/>
<b>Total : I. SMALL SAVINGS, PROVIDENT                 FUNDS ETC.</b>	<b>1,72,22,70,457</b>
	<hr/>
<b>K. DEPOSITS AND ADVANCES</b>	
(a) Deposits Bearing Interest	
8336. Civil Deposits	
800. Other Deposits	2,35,79,948
	<hr/>
<b>Total : 8336 Civil Deposits</b>	<b>2,35,79,948</b>
	<hr/>
<b>Total : K. DEPOSITS AND ADVANCES</b>	<b>2,35,79,948</b>
	<hr/>
<b>GRAND TOTAL :</b>	<b>9,66,15,33,637</b>
	<hr/>

NO. 16 - Contd.

Additions during the year (3) Rs.	Discharges during the year (4) Rs.	Balance as on 31st March 1999 (5) Rs.
<u>1,73,60,384</u>	<u>1,52,84,007</u>	<u>9,70,83,227</u>
<u>1,73,60,384</u>	<u>1,52,84,007</u>	<u>9,70,83,227</u>
<u>52,50,87,855</u>	<u>45,07,83,222</u>	<u>1,79,65,75,090</u>
...	...	<u>2,35,79,948</u>
...	...	<u>2,35,79,948</u>
...	...	<u>2,35,79,948</u>
<u>8,33,14,46,355</u>	<u>5,48,15,95,897</u>	<u>12,51,13,84,095</u>

ANNEXURE TO STATE-  
DETAILED STATEMENT OF DEBT AND OTHER

Description of Debt (1)	When raised (2)	Balance as on 1st April 1998 (3) Rs.
<b>E. PUBLIC DEBT</b>		
<b>6003. Internal Debt of the State Government</b>		
101. Market Loans		
<b>(a) Market Loans bearing interest</b>		
(i) 8.75 percent Manipur State Development Loan 2000	1983-84	3,90,00,000
(ii) 9 percent Manipur State Development Loan 1999	1984-85	9,09,20,000
(iii) 9.75 percent Manipur State Development Loan 1998	1985-86	7,98,00,000
(iv) 11 percent Manipur State Development Loan 2001	1986-87	7,42,50,000
(v) 11 percent Manipur State Development Loan 2002	1987-88	7,97,50,000
(vi) 11.5 percent Manipur State Development Loan 2008	1988-89	9,77,00,000
(vii) 11.5 percent Manipur State Development Loan 2009	1989-90	11,43,00,000
(viii) 11.5 percent Manipur State Development Loan 2010	1990-91	11,03,00,000
(ix) 11.5 percent Manipur State Development Loan 2011	1991-92	4,54,00,000
(x) 12 percent Manipur State Development Loan 2011	1991-92	7,59,00,000
(xi) 13% Manipur State Development Loan 2007	1992-93	14,52,40,000
(xii) 13.5% Manipur State Development Loan 2003	1993-94	15,05,02,000
(xiii) 12.15% Manipur State Development Loan 2004	1994-95	14,00,00,000
(xiv) 14% Manipur State Development Loan 2005	1995-96	16,00,00,000
(xv) 13.75% Manipur State Development Loan 2007	1997-98	1,60,00,000
(xvi) 13.85% Manipur State Development Loan 2006	1997-98	16,00,00,000
(xvii) 13.05% Manipur State Development Loan 2007	1998-99	22,66,00,000
(xviii) 11.15% Manipur State Development Loan 2008	1998-99	...
(xix) 12.50% Manipur State Development Loan 2008	1998-99	...
Total : Market Loans bearing interest		1,80,56,62,000
<b>(b) Market Loans not bearing interest</b>		
(i) Manipur State Development Loan		1,08,653
(ii) 7.5 percent Manipur State Development Loan 1998	1982-83	3,00,000
Total : Market Loans not bearing interest		4,08,653
Total : 101		1,80,60,70,653



## MENT NO. 16

## INTEREST BEARING OBLIGATIONS OF GOVERNMENT

Additions during the year (4) Rs.	Discharges during the year (5) Rs.	Balance as on 31st March 1999 (6) Rs.
...	...	3,90,00,000
...	...	9,09,20,000
...	7,86,30,000	11,70,000
...	...	7,42,50,000
...	...	7,97,50,000
...	...	9,77,00,000
...	...	11,43,00,000
...	...	11,03,00,000
...	...	4,54,00,000
...	...	7,59,00,000
...	...	14,52,40,000
...	...	15,05,02,000
...	...	14,00,00,000
...	...	16,00,00,000
...	...	1,60,00,000
...	...	16,00,00,000
...	...	22,66,00,000
20,00,00,000	...	20,00,00,000
9,28,00,000	...	9,28,00,000
<u>29,28,00,000</u>	<u>7,86,30,000</u>	<u>2,01,98,32,000</u>
...	...	1,08,653
...	...	3,00,000
<u>...</u>	<u>...</u>	<u>4,08,653</u>
<u>29,28,00,000</u>	<u>7,86,30,000</u>	<u>2,02,02,40,653</u>

Description of Debt (1)	When raised (2)	Balance as on 1st April 1998 (3) Rs.
<b>E. PUBLIC DEBT - Contd.</b>		
<b>6003. Internal Debt of the State Government - Concl'd.</b>		
103. Loans from Life Insurance Corporation of India	1974-99	7,79,87,154
104. Loans from the General Insurance Corporation of India	1984-99	29,39,676
105. Loans from the National Bank for Agricultural and Rural Development	1976-99	63,55,150
107. Loans from State Bank of India		10,94,400
108. Loans from the National Co-operative Development Corporation	1973-99	13,63,10,754
109. Loans from other Institutions Loans from the Rural Electrification Corporation	1979-99	88,62,71,415
110. Ways and Means Advances from the Reserve Bank of India		2,12,89,83,691
800. Other Loans		62,56,193
<b>Total : 6003 - Internal Debt of the State Government</b>		<b>5,05,22,69,086</b>
<b>6004. Loans and advances from the Central Government</b>		
01. Non Plan Loans		
102. Share of Small Savings Collection	1984-85	24,00,000
	1985-86	40,30,000
	1986-87	67,20,000
	1987-88	72,00,000
	1988-89	1,59,20,000
	1989-90	14,28,00,000
	1990-91	6,10,53,750
	1991-92	2,28,00,000
	1992-93	2,66,00,000
	1993-94	3,65,00,000
	1994-95	4,95,00,000
	1995-96	1,44,00,000
	1996-97	11,13,00,000
	1997-98	12,60,00,000
	1998-99	...
<b>Total : 102</b>		<b>62,72,23,750</b>

## MENT NO. 16 - Contd.

Additions during the year	Discharges during the year	Balance as on 31st March 1999
(4)	(5)	(6)
Rs.	Rs.	Rs.
3,49,40,000	1,92,00,567	9,37,26,587
...	36,05,163 "A"	(-) 6,65,487
72,04,000	...	1,35,59,150
...	...	10,94,400
32,37,838	...	13,95,48,592
11,02,97,185	3,74,22,134	95,91,46,466
6,08,63,76,977	4,10,60,44,400	4,10 93,16,268
...	...	62,56,193
<u>6,53,48,56,000</u>	<u>4,24,49,02,264</u>	<u>7,34,22,22,822</u>
...	2,00,000	22,00,000
...	3,10,000	37,20,000
...	4,80,000	62,40,000
...	4,80,000	67,20,000
...	9,95,000	1,49,25,000
...	84,00,000	13,44,00,000
...	33,15,000	5,77,38,750
...	12,00,000	2,16,00,000
...	13,30,000	2,52,70,000
...	...	3,65,00,000
...	...	4,95,00,000
...	...	1,44,00,000
...	...	11,13,00,000
...	...	12,60,00,000
13,79,00,000	...	13,79,00,000
<u>13,79,00,000</u>	<u>1,67,10,000</u>	<u>74,84,13,750</u>

"A" Minus balance under scrutiny

Description of Debt (1)	When raised (2)	Balance as on 1st April 1998 (3) Rs.
<b>E. PUBLIC DEBT - Contd.</b>		
<b>6004. Loans and advances from the Central Government - Contd.</b>		
201. House Building Advance	1986-87	...
	1987-88	50,000
	1988-89	2,98,200
	1990-91	4,03,769
	1991-92	6,96,912
	1992-93	3,75,000
	1993-94	8,07,120
	1994-95	4,66,200
	1995-96	10,39,280
	1996-97	16,19,190
	1997-98	11,51,250
	1998-99	...
Total : 201		69,06,921
115. Modernisation of Police Force	1984-85	1,81,440
	1985-86	2,62,080
	1986-87	2,72,720
	1987-88	3,02,400
	1988-89	3,22,560
	1989-90	3,42,720
	1990-91	2,88,000
	1991-92	8,77,420
	1992-93	6,92,600
	1993-94	14,54,460
	1994-95	30,47,440
	1995-96	15,92,980
	1996-97	84,78,240
	1997-98	1,08,65,750
	1998-99	...
Total : 115		2,89,80,810
"A" Police -104 Special Force	1993-94	16,20,000
	1995-96	60,00,000
	1996-97	1,30,00,000
	1997-98	1,72,50,000
	1998-99	...
		3,78,70,000
Education - National Loan Scholarship Schemes	1984-85	74,660
	1985-86	22,000
	1986-87	35,320
Total :		1,31,980

"A" Separated from Minor Head 115 -Modernisation of Police Force

## MENT NO. 16 - Contd.

Additions during the year (4) Rs.	Discharges during the year (5) Rs.	Balance as on 31st March 1999 (6) Rs.
...	...	...
...	50,000	...
...	1,49,099	1,49,101
...	1,34,591	2,69,178
...	1,74,229	5,22,683
...	75,000	3,00,000
...	1,34,520	6,72,600
...	66,600	3,99,600
...	1,29,910	9,09,370
...	1,79,910	14,39,280
...	1,15,125	10,36,125
4,37,000	...	4,37,000
<hr/> 4,37,000	<hr/> 12,08,984	<hr/> 61,34,937
...	15,120	1,66,320
...	20,160	2,41,920
...	19,480	2,53,240
...	20,160	2,82,240
...	20,160	3,02,400
...	20,160	3,22,560
...	16,000	2,72,000
...	46,180	8,31,240
...	34,630	6,57,970
...	69,260	13,85,200
...	1,38,520	29,08,920
...	69,260	15,23,720
...	3,53,260	81,24,980
...	4,34,630	1,04,31,120
1,17,31,500	...	1,17,31,500
<hr/> 1,17,31,500	<hr/> 12,76,980	<hr/> 3,94,35,330
...	...	16,20,000
...	...	60,00,000
...	...	1,30,00,000
...	67,00,000	1,05,50,000
2,00,00,000	...	2,00,00,000
<hr/> 2,00,00,000	<hr/> 67,00,000	<hr/> 5,11,70,000
...	...	74,660
...	...	22,000
...	...	35,320
<hr/> ...	<hr/> ...	<hr/> 1,31,980

Description of Debt (1)	When raised (2)	Balance as on 1st April 1998 (3) Rs.
<b>E. PUBLIC DEBT - Contd.</b>		
<b>6004. Loans and advances from the Central Govt. - Contd.</b>		
Total : 01		70,11,13,461
02. Loans for State/ Union Territory Plan Schemes		
101. Block Loans	1989-90	2,92,72,038
	1990-91	6,17,06,341
	1991-92	8,47,12,480
	1992-93	8,39,45,605
	1993-94	14,79,51,988
	1994-95	15,09,15,045
	1995-96	17,87,61,120
	1996-97	23,06,52,750
	1997-98	53,36,44,000
	1998-99	...
Total : 101		1,50,15,61,367
104. 1984-89 State Plan Loans Consolidated in terms of recommendations of the 9th Finance Commission	1989-90	17,57,33,503
Total : 02		1,67,72,94,870
03. Loans for Central Plan Schemes		
Rehabilitation - Rehabili- tation of Repatriates from Burma		
	1985-86	15,642
	1986-87	67,200
Total :		82,842
Dry Land Development		
	1985-86	2,06,801
	1986-87	4,01,363
	1987-88	73,000
Total :		6,81,164

MENT NO. 16 - Contd.

Additions during the year	Discharges during the year	Balance as on 31st March 1999
(4)	(5)	(6)
Rs.	Rs.	Rs.
<u>17,00,68,500</u>	<u>2,58,95,964</u>	<u>84,52,85,997</u>
...	26,98,867	2,65,73,171
...	47,46,642	5,69,59,699
...	62,70,775	7,84,41,705
...	57,87,833	7,81,57,772
...	41,09,778	14,38,42,210
...	40,78,785	14,68,36,260
...	47,04,240	17,40,56,880
...	63,37,250	22,43,15,500
...	1,33,41,100	52,03,02,900
44,07,84,000	...	44,07,84,000
<u>44,07,84,000</u>	<u>5,20,75,270</u>	<u>1,89,02,70,097</u>
...	2,52,72,000	15,04,61,503
<u>44,07,84,000</u>	<u>7,73,47,270</u>	<u>2,04,07,31,600</u>
...	...	15,642
...	...	67,200
...	...	82,842
...	68,933	1,37,868
...	92,267	3,09,096
...	14,600	58,400
...	1,75,800	5,05,364

Description of Debt (1)	When raised (2)	Balance as on 1st April 1998 (3) Rs.
<b>E. PUBLIC DEBT - Contd.</b>		
<b>6004. Loans and advances from the Central Government - Contd.</b>		
03. Loans for Central Plan Schemes - Concl'd.		
Other Rural		
	Development Programmes (CAD) 1984-85	31,069
Soil and Water Conservation -		
102.	Soil Conservation	
	1987-88	51,045
	1988-89	38,797
	1989-90	67,552
	1990-91	1,06,669
	1991-92	90,000
	1992-93	2,07,331
	1993-94	1,19,168
	1994-95	3,01,150
	1997-98	4,33,500
	1998-99	...
	<b>Total :</b>	<b>14,15,212</b>
Village & Small Industries		
102.	Small Scale Industries	
	1991-92	4,27,518
800.	Other Loans	
	Loans Assistance under Accelerated Irrigation Benefits Programme - Khuga Multipurpose Project 1998-99	4,19,25,000
	<b>Total : 03</b>	<b>4,45,62,805</b>
04. Loans for Centrally Sponsored Plan Schemes		
Integrated Development of Small and Medium Towns		
	1985-86	7,80,000
	1986-87	6,30,000
	1987-88	35,25,000
	1990-91	47,99,000
	1991-92	14,25,000
	1992-93	1,03,08,000
	1995-96	6,00,000
	1996-97	36,50,000
	1997-98	11,00,000
	1998-99	...
	<b>Total :</b>	<b>2,68,17,900</b>



## MENT NO. 16 - Contd.

<i>Additions during the year</i>	<i>Discharges during the year</i>	<i>Balance as on 31st March 1999</i>
(4)	(5)	(6)
Rs.	Rs.	Rs.
...	15,533	15,536
...	10,208	40,837
...	6,467	32,330
...	12,800	54,752
...	13,333	93,336
...	10,000	80,000
...	20,734	1,86,597
...	10,833	1,08,335
...	7,925	2,93,225
...	97,125	3,36,375
...	...	...
...	<u>1,89,425</u>	<u>12,25,787</u>
...	...	4,27,518
...	<u>10,75,000</u>	<u>4,08,50,000</u>
...	<u>14,55,758</u>	<u>4,31,07,047</u>
...	60,000	7,20,000
...	45,000	5,85,000
...	2,35,000	32,90,000
...	2,72,100	45,27,800
...	75,000	13,50,000
...	5,15,400	97,92,600
...	...	6,00,000
...	...	36,50,000
...	...	11,00,000
10,50,000	...	10,50,000
<u>10,50,000</u>	<u>12,02,500</u>	<u>2,66,65,400</u>

		ANNEXURE TO STATE-
Description of Debt	When raised	Balance as on 1st April 1998
(1)	(2)	(3)
		Rs.
<b>E. PUBLIC DEBT - Contd.</b>		
<b>6004. Loans and advances from the Central Government - Contd.</b>		
04. Loans for Centrally sponsored Plan Schemes - Contd.		
Consumer Co-operatives	1986-87	6,15,476
Flood Control and Drainage- Anti-Sea Erosion Projects	1984-85	7,68,000
Co-operation -		
107. Credit Co-operatives	1984-85	1,00,001
	1985-86	1,08,334
	1989-90	17,381
	1990-91	5,00,000
	1996-97	2,50,000
	1998-99	...
<b>Total :</b>		<u>9,75,716</u>
Civil Supplies -		
196. Assistance to Consumer Co-op. in Urban Areas		
	1989-90	27,471
	1990-91	67,145
	1993-94	4,20,000
	1994-95	15,20,000
	1995-96	67,12,795
<b>Total :</b>		<u>87,47,411</u>
Transmission and Distribution -		
Inter State		
Transmission Lines	1985-86	22,91,121
Village and Small Industries -		
102. Small Scale Industries	1985-86	...
	1986-87	83,337
	1987-88	1,16,670
	1988-89	1,50,000
	1989-90	4,33,336
	1990-91	3,33,334
	1991-92	(-) 31,022
	1992-93	79,915
<b>Total :</b>		<u>11,65,570</u>
113. Agricultural Engineering	1995-96	97,500
<b>Total :</b>		<u>97,500</u>

## MENT NO. 16 - Contd.

Additions during the year	Discharges during the year	Balance as on 31st March 1998
(4)	(5)	(6)
Rs.	Rs.	Rs.
...	1,62,400	4,53,076
...	64,000	7,04,000
...	8,333	91,668
...	23,094	85,240
...	7,381	10,000
...	...	5,00,000
...	...	2,50,000
6,50,000	...	6,50,000
<u>6,50,000</u>	<u>38,808</u>	<u>15,86,908</u>
...	4,464	23,007
...	11,071	56,074
...	4,20,000	...
...	7,60,000	7,60,000
...	19,67,900	47,44,895
...	<u>31,63,435</u>	<u>55,83,976</u>
...	1,76,240	21,14,881
...	83,337	...
...	58,333	58,337
...	50,000	1,00,000
...	1,08,333	3,25,003
(-) 1,33,332	66,666	1,33,336
(+) 1,33,332	66,667	35,643
...	11,417	68,498
...	<u>4,44,753</u>	<u>7,20,817</u>
...	2,500	95,000
...	<u>2,500</u>	<u>95,000</u>

Description of Debt (1)	When raised (2)	Balance as on 1st April 1998 (3) Rs.
<b>E. PUBLIC DEBT - Contd.</b>		
<b>6004. Loans and advances from the Central Government - Contd.</b>		
04. Loans for Centrally Sponsored Plan Schemes - Concl'd.		
103. Handloom Industries	1987-88	...
	1988-89	2,05,220
	1989-90	6,17,520
	1990-91	2,44,750
	1992-93	5,00,000
	1993-94	11,14,660
	1994-95	9,59,000
<b>Total :</b>		<b>36,41,150</b>
Forestry -		
101. Forest Conservation, Development and Regeneration	1984-85	1,99,996
	1985-86	4,16,598
	1986-87	5,22,664
	1987-88	7,32,669
	1988-89	8,65,200
	1989-90	14,55,195
<b>Total :</b>		<b>41,92,322</b>
Roads and Bridges -		
Roads of Inter State or Economic Importance	1984-85	2,64,000
	1985-86	3,12,000
	1988-89	40,000
	1989-90	61,18,830
	1993-94	22,81,500
<b>Total :</b>		<b>90,16,330</b>
National Water Shed Development		
Project for rainfed areas	1991-92	3,06,250
	1992-93	35,31,957
	1996-97	24,13,025
	1997-98	50,00,000
	1998-99	...
<b>Total :</b>		<b>1,12,51,232</b>
Co-operation -		
105. Loans to Other Co-operatives	1991-92	4,82,144
	1992-93	3,95,237
	1995-96	62,06,029
<b>Total :</b>		<b>70,83,410</b>
<b>Total : 04</b>		<b>7,66,63,138</b>

## MENT NO. 16 - Contd.

Additions during the year (4) Rs.	Discharges during the year (5) Rs.	Balance as on 31st March 1999 (6) Rs.
...	...	...
...	2,05,220	...
...	1,58,400	4,59,120
...	9,250	2,35,500
...	1,00,000	4,00,000
...	2,69,110	8,45,550
...	1,37,000	8,22,000
-----	-----	-----
...	8,78,980	27,62,170
-----	-----	-----
...	1,00,000	99,996
...	1,38,867	2,77,731
...	1,30,667	3,91,997
...	1,46,533	5,86,136
...	1,44,200	7,21,000
...	2,03,667	12,51,528
-----	-----	-----
...	8,63,934	33,28,388
-----	-----	-----
...	22,000	2,42,000
...	24,000	2,88,000
...	6,667	33,333
...	3,56,000	57,62,830
...	63,375	22,18,125
-----	-----	-----
...	4,72,042	85,44,288
-----	-----	-----
...	21,875	2,84,375
...	99,938	34,32,019
...	61,775	23,51,250
...	1,25,000	48,75,000
62,50,000	...	62,50,000
-----	-----	-----
62,50,000	3,08,588	1,71,92,644
-----	-----	-----
...	1,27,203	3,54,941
...	73,810	3,21,427
...	4,68,571	57,37,458
-----	-----	-----
...	6,69,584	64,13,826
-----	-----	-----
79,50,000	84,47,764	7,61,65,374
-----	-----	-----

Description of Debt (1)	When raised (2)	Balance as on 1st April 1998 (3) Rs.
<i>E. PUBLIC DEBT - Contd.</i>		
6004. Loans and advances from the Central Government - Contd.		
05. Loans for Special Schemes		
101. Schemes of North Eastern Council		
	1984-85	10,39,332
	1985-86	11,71,263
	1986-87	3,94,807
	1987-88	27,06,208
	1988-89	29,06,414
	1989-90	25,23,000
	1990-91	12,89,447
	1991-92	64,09,805
	1992-93	36,04,214
	1993-94	97,35,097
	1994-95	55,37,170
	1995-96	2,71,600
	1996-97	15,00,250
	1997-98	75,15,801
	1998-99	...
Total : 05		4,66,04,408
06. Ways and Means		
Advances		
	1991-92	51,00,000
	1998-99	...
Total : 06		51,00,000
07. Pre 1984-85 Loans		
102. National Loan Scholarship Schemes		
	Pre 1974	2,29,822
	1974-78	1,86,600
	1979-80	85,000
	1981-82	50,000
	1982-83	30,150
Total :		5,81,572
105. Small Savings Loans		
	Pre 1979	20,37,000
	1979-80	2,45,000
	1980-81	6,80,000
	1981-82	4,05,000
	1982-83	4,50,000
	1983-84	8,80,000
Total :		46,97,000

## MENT NO. 16 - Contd.

Additions during the year	Discharges during the year	Balance as on 31st March 1999
(4)	(5)	(6)
Rs.	Rs.	Rs.
...	82,067	9,57,265
...	3,34,667	8,36,596
...	97,866	2,96,941
...	5,38,532	21,67,676
...	2,63,067	26,43,347
...	5,40,867	19,82,133
...	2,09,267	10,80,180
...	7,12,199	56,97,606
...	3,68,464	32,35,750
...	6,09,484	91,25,613
...	1,58,225	53,78,945
...	53,200	2,18,400
...	79,750	14,20,500
...	...	75,15,801
27,00,000	...	27,00,000
<u>27,00,000</u>	<u>40,47,655</u>	<u>4,52,56,753</u>
...	...	51,00,000
85,00,00,000	85,00,00,000	...
<u>85,00,00,000</u>	<u>85,00,00,000</u>	<u>51,00,000</u>
...	...	2,29,822
...	...	1,86,600
...	...	85,000
...	...	50,000
...	...	30,150
...	...	<u>5,81,572</u>
...	2,91,000	17,46,000
...	35,000	2,10,000
...	85,000	5,95,000
...	45,000	3,60,000
...	45,000	4,05,000
...	80,000	8,00,000
...	<u>5,81,000</u>	<u>41,16,000</u>

## ANNEXURE TO STATE-

<i>Description of Debt</i>	<i>When raised</i>	<i>Balance as on 1st April 1998</i>
(1)	(2)	(3)
		Rs.
<b>E. PUBLIC DEBT - Concl'd.</b>		
<b>6004. Loans and advances from the Central Government - Concl'd.</b>		
107. Pre 1979-80 Consolidated Loans re-consolidated into 30 years loans	Pre 1979-80	12,60,45,406
108. Pre 1979-84 Consolidated Loans	1983-84	18,06,37,761
109. Rehabilitation of Gold Smiths	Pre 1974	1,13,625
<b>Total : 07</b>		<u>31,20,75,464</u>
<b>Total : 6004 - Loans and Advances from the Central Government</b>		<u>2,86,34,14,146</u>
<b>TOTAL : E. PUBLIC DEBT</b>		<u>7,91,56,83,232</u>



## MENT NO. 16 - Concl'd.

<i>Additions during the year</i>	<i>Discharges during the year</i>	<i>Balance as on 31st March 1999</i>
(4)	(5)	(6)
Rs.	Rs.	Rs.
...	75,51,000	11,84,94,406
...	1,05,84,000	17,00,53,861
...	...	1,13,625
...	<u>1,87,16,000</u>	<u>29,33,59,464</u>
<u>1,47,15,02,500</u>	<u>98,59,10,411</u>	<u>3,34,90,06,235</u>
<u>8,00,63,58,500</u>	<u>5,23,08,12,675</u>	<u>10,69,12,29,057</u>

## DETAILED STATEMENT OF LOANS AND

<i>Heads of Account</i>	<i>Balance on 1st April 1998</i>	<i>Advanced during the year</i>
(1)	(2) Rs.	(3) Rs.
<b>F. LOANS AND ADVANCES</b>		
<b>6202. Loans for Education, Sports, Art and Culture</b>		
202. Secondary Education	4,93,270	...
600. General	5,79,920	...
<b>Total : 6202</b>	<u>10,73,190</u>	<u>...</u>
<b>6215. Loans for Water Supply and Sanitation</b>		
01. Water Supply		
101. Urban Water Supply Programmes	5,67,90,972	...
<b>Total : 6215</b>	<u>5,67,90,972</u>	<u>...</u>
<b>6216. Loans for Housing</b>		
80. General		
800. Other Loans	19,80,92,663	...
<b>Total : 6216</b>	<u>19,80,92,663</u>	<u>...</u>
<b>6217. Loans for Urban Development</b>		
01. State Capital Development		
191. Loans to Local Bodies, Corporations, etc.	37,08,684	...
800. Other Loans	51,50,000	...
<b>Total : 01. State Capital Development</b>	<u>88,58,684</u>	<u>...</u>
03. Integrated Development of Small and Medium Towns		
800. Other loans	10,000	...
<b>Total : 6217</b>	<u>88,68,684</u>	<u>...</u>

NO. 17

## ADVANCES MADE BY GOVERNMENT

<i>Repaid during the year</i>	<i>Balance on 31st March 1999</i>	<i>Interest received and credited to revenue</i>
(4) Rs.	(5) Rs.	(6) Rs.
...	4,93,270	...
...	5,79,920	...
...	10,73,190	...
...	5,67,90,972	...
...	5,67,90,972	...
15,291	19,80,77,372	...
15,291	19,80,77,372	...
...	37,08,684	...
...	51,50,000	...
...	88,58,684	...
...	10,000	...
...	88,68,684	...

<i>Heads of Account</i>	<i>Balance on 1st April 1998</i>	<i>Advanced during the year</i>
(1)	(2)	(3)
	<i>Rs.</i>	<i>Rs.</i>
<b>F. LOANS AND ADVANCES - Contd.</b>		
<b>6225. Loans for Welfare of Scheduled Castes, Scheduled Tribes and Other Backward Classes</b>		
03. <i>Welfare of Backward Classes</i>		
800. Other Loans	2,39,573	...
<b>Total : 6225</b>	<u>2,39,573</u>	<u>...</u>
<b>6235. Loans for Social Security and Welfare</b>		
01. <i>Rehabilitation</i>		
140. Rehabilitation of Repatriates from other countries	6,33,974	...
200. Other Relief Measures	9,45,900	...
<b>Total : 01 Rehabilitation</b>	<u>15,79,874</u>	<u>...</u>
02. <i>Social welfare</i>		
103. Women's Welfare	3,33,038	...
60. <i>Other Social Security and Welfare Programmes</i>		
800. Other Loans	15,55,434	...
<b>Total : 6235</b>	<u>34,68,346</u>	<u>...</u>
<b>6401. Loans for Crop Husbandry</b>		
110. Scheme for small and Marginal Farmers and Agricultural labourers	1,07,018	...
119. Horticulture and Vegetable Crops	9,51,332	...
195. Loans to Farming Co-operatives	5,31,197	...
800. Other Loans	1,09,89,497	...
<b>Total : 6401</b>	<u>1,25,79,044</u>	<u>...</u>
<b>6403. Loans for Animal Husbandry</b>		
103. Poultry Development	50,000	...
<b>Total : 6403</b>	<u>50,000</u>	<u>...</u>

NO. 17 - Contd.

Repaid during the year	Balance on 31st March 1999	Interest received and credited to revenue
(4) Rs.	(5) Rs.	(6) Rs.
...	2,39,573	...
...	2,39,573	...
...	6,33,974	...
...	9,45,900	...
...	15,79,874	...
...	3,33,038	...
...	15,55,434	...
...	34,68,346	...
...	1,07,018	...
...	9,51,332	...
...	5,31,197	...
...	1,09,89,497	...
...	1,25,79,044	...
...	50,000	...
...	50,000	...

Heads of Account	Balance on 1st April 1998	Advanced during the year
(1)	(2) Rs.	(3) Rs.
<b>F. LOANS AND ADVANCES - Contd.</b>		
<b>6405. Loans for Fisheries</b>		
800. Other loans	22,40,074	...
<b>Total : 6405</b>	<u>22,40,074</u>	<u>...</u>
<b>6425. Loans for Co-operation</b>		
106. Loans to Multipurpose Rural Co-operatives	3,10,83,379	...
107. Loans to Credit Co-operatives	2,28,41,986	7,50,000
108. Loans to other Co-operatives	1,50,66,389	16,36,900
190. Loans to Public Sector and other undertakings	2,62,67,583	...
<b>Total : 6425</b>	<u>9,52,59,337</u>	<u>23,86,900</u>
<b>6515. Loans for other Rural Development Programmes</b>		
102. Community Development	77,507	...
<b>Total : 6515</b>	<u>77,507</u>	<u>...</u>
<b>6851. Loans for Village and Small Industries</b>		
102. Small Scale Industries	1,23,23,398	2,00,000
103. Handloom Industries	3,29,87,228	...
104. Handicraft Industries	19,10,652	...
107. Sericulture Industries	9,725	...
200. Other Village Industries	1,30,96,303	...
<b>Total : 6851</b>	<u>6,03,27,306</u>	<u>2,00,000</u>
<b>7610. Loans to Government Servants, etc.</b>		
201. House Building Advances	3,36,41,371	14,38,895
202. Advances for purchase of Motor Conveyances	1,48,70,777	4,09,000

NO. 17 - Contd.

Repaid during the year	Balance on 31st March 1999	Interest received and credited to revenue
(4) Rs.	(5) Rs.	(6) Rs.
40,780	21,99,294	...
<hr/> 40,780	<hr/> 21,99,294	<hr/> ...
...	3,10,83,379	...
...	2,35,91,986	...
3,23,070	1,63,80,219	5,40,497
...	2,62,67,583	5,815
<hr/> 3,23,070	<hr/> 9,73,23,167	<hr/> 5,46,312
...	77,507	...
<hr/> ...	<hr/> 77,507	<hr/> ...
39,920	1,24,83,478	...
...	3,29,87,228	...
...	19,10,652	...
...	9,725	...
...	1,30,96,303	...
<hr/> 39,920	<hr/> 6,04,87,386	<hr/> ...
20,13,196	3,30,67,070	2,77,385
14,96,357	1,37,83,420	8,06,511

Heads of Account	Balance on 1st April 1998	Advanced during the year
(1)	(2) Rs.	(3) Rs.
<b>F. LOANS AND ADVANCES - Concl'd.</b>		
<b>7610. Loans to Government Servants, etc. - Concl'd.</b>		
203. Advances for purchase of other conveyances	1,88,982	...
800. Other Advances	3,72,714	...
<b>Total : 7610</b>	<b>4,90,73,844</b>	<b>18,47,895</b>
<b>7615. Miscellaneous Loans</b>		
200. Miscellaneous Loans	8,46,461	...
<b>Total : 7615</b>	<b>8,46,461</b>	<b>...</b>
<b>TOTAL:F.LOANS AND ADVANCES</b>	<b>48,89,87,001</b>	<b>44,34,795</b>



NO. 17 - Concl'd.

Repaid during the year	Balance on 31st March 1999	Interest 2 received and credited to revenue
(4) Rs.	(5) Rs.	(6) Rs.
...	1,88,982	...
12,230	3,60,484	...
<u>35,21,783</u>	<u>4,73,99,956</u>	<u>10,83,896</u>
...	8,46,461	...
...	8,46,461	...
<u>39,40,844</u>	<u>48,94,80,952</u>	<u>16,30,208</u>

The details of loans and advances during the year for plan purposes are given below :

Major and Minor Heads of Account	Amount of Loan	
	Plan	Centrally Sponsored Plan Schemes (including NEC, Central Plan and Sub-Plan Schemes )
(1)	(2) Rs.	(3) Rs.
<b>6215. Loans for Water Supply &amp; Sanitation</b>		
01. Water Supply		
102. Urban Water Supply Programme	...	...
<b>6216. Loans for Housing</b>		
80. General		
800. Other Loans	...	...
<b>6425. Loans for Co-operation</b>		
106. Loans to Multipurpose Rural Co-operatives	...	...
107. Loans for credit co-operatives	...	7,50,000
108. Loans to Other Co-operatives	...	16,36,900
190. Loans to Public Sector & Other Undertakings	...	...
<b>6851. Loans for Village and Small Industries</b>		
102. Small Scale Industries	2,00,000	...
103. Handloom Industry	...	...
<b>Total :</b>	<u>2,00,000</u>	<u>23,86,900</u>

## STATEMENT SHOWING DETAILS

Name of the Reserve Fund or Deposit Account  (1)	Balance on	
	Cash (2) Rs.	Investment (3) Rs.
<b>J. RESERVE FUNDS</b>		
<i>(b) Reserve Funds not bearing interest</i>		
<b>8226. Depreciation/Renewal Reserve Fund</b>		
101. Depreciation Reserve Funds of Government Commercial Department/Undertakings	23,98,000	...
Total : 8226. Depreciation/Renewal Reserve Funds	23,98,000	...
<b>TOTAL:J. RESERVE FUNDS</b>	23,98,000	...
<b>K. DEPOSITS AND ADVANCES</b>		
<i>(b) Deposits Not Bearing Interest</i>		
<b>8449. Other Deposits</b>		
120. Miscellaneous Deposits	88,81,08,446	...
<b>TOTAL : DEPOSITS AND ADVANCES</b>	88,81,08,446	...
<b>GRAND TOTAL :</b>	88,81,08,446	...

NO. 18

## OF EARMARKED BALANCES

1st April, 1998	Balance as on 31st March, 1999		
Total (4) Rs.	Cash (5) Rs.	Investment (6) Rs.	Total (7) Rs.
23,98,000	23,98,000	...	23,98,000
<u>23,98,000</u>	<u>23,98,000</u>	<u>...</u>	<u>23,98,000</u>
<u>23,98,000</u>	<u>23,98,000</u>	<u>...</u>	<u>23,98,000</u>
 88,81,08,446	 94,55,24,308	 ...	 94,55,24,308
<u>88,81,08,446</u>	<u>94,55,24,308</u>	<u>...</u>	<u>94,55,24,308</u>
<u>89,05,06,446</u>	<u>94,79,22,308</u>	<u>...</u>	<u>94,79,22,308</u>

(Reference : Explanatory Note below

STATEMENT SHOWING INVESTMENT OF GOVERNMENT AS AT THE END OF 1996-97,  
DURING IN

Type of Concerns	1996-97			
	Number of Concerns	Investment at the end of the year	Dividend/ Interest received during the year	Number of Concerns
1	2	3	4	5
( In lakhs of rupees )				
1. Statutory Corporations	2	20,74.57	...	2
2. Government Companies	10	33,57.02	2.05	10
3. Co-operative Banks, Societies, etc	3312	15,91.20	...	3312
<b>Total</b>	<b>3324</b>	<b>70,22.79</b>	<b>2.05</b>	<b>3324</b>

DIX-I

Statement No. 2 at Page No.25)

1997-98 AND 1998-99 AND THE DIVIDEND/INTEREST RECEIVED THEREFROM  
THOSE YEARS

1997-98		Number of Concerns	1998-99	
Investment at the end of the year	Dividend/ Interest received during the year		Investment at the end of the year	Dividend/ Interest received during the year
6	7	8	9	10
( In lakhs of rupees )			( In lakhs of rupees )	
22,88.23	...	2	24,35.23	...
33,57.02	...	10	37,92.31	0.06
17,45.87	0.12	3312	18,38.36	5.46
73,91.12	0.12	3324	80,65.89	5.52

STATEMENT OF COMMITMENTS - LIST OF  
Rs. 25 Lakhs and Above

Sl No	Name Of Project	Cost of Work & Sanction Order No. (Rs. in lakhs)	Date Of Commencement
(1)	(2)	(3)	(4)
BUILDING DIVISION NO.IV			
1.	Construction of 2(two) O.T. Unit on the 2 <sup>nd</sup> floor at J.N. Hospital Porompat.	Rs.28.00 26/48/96-W 20-03-97	Not yet
2.	Construction of 30 bedded C.H.C. building at Haoreibi Makha Leikai	Rs.63.76 26/116/95-W 30-03-96	03-02-97
THOUBAL DIVISION OTHER DISTRICT ROADS (ROADS)			
3.	Impt. of Ithai Barrage to Sugnu via Chairan Wangoo Tangjeng 10Kms. (Sh:- E/W in banking, shingling & WBM	Rs.29.97 W/BMS/310-86/TBL/23-16 01-03-97	18-03-97
INTER VILLAGE ROADS (BRIDGES)			
4.	Construction of RCC bridge over Ningthibikhong stream at Nungei Khunou (SH: Constn. of 10m. span RCC bridge, widening of Nungei Khunou to Kadirpalli Road).	Rs.29.25 W/BMS/310-128/TBL/23-23 10-03-97	18-03-97
STATE PROGRAMME STATE HIGHWAYS (BRIDGES)			
5.	Re-constn. of Bridge on Yairipok Ningel road between 4 - 6 km.	Rs.32.97 17/79/90-W 10-08-93	16-02-95
BISHNUPUR DIVISION STATE HIGHWAYS (ROADS)			
6.	Impt. of T/Road from 11-42 (SH: Widening & strengthening 11-13 km & 17-20 km. )	Rs.46.43 41/118/92-W 31-03-92	21-01-94

DIX-II

INCOMPLETE CAPITAL WORKS COSTING  
As On 31-03-1998

Target Date Of Completion	Revised Cost (if any) (Rs. In Lakhs)	Expenditure upto 31-03-98 (Rs. In Lakhs)	Remarks
(5)	(6)	(7)	(8)
-	-	5.94 *	Expdtr. is for booking of materials
02-02-99	-	28.43 *	Work in Progress
17-03-99	-	10.44 *	Work in Progress
17-03-98	-	19.46 *	Work in Progress
15-08-97	-	32.15 *	Work almost completed
20-01-95	-	29.32 *	WBM,BT from 11 to 13 13 Km completed WBM 17-20 suspended.

-----  
\* Information for 1998-99 not received (September 1999)

STATEMENT OF COMMITMENTS - LIST OF  
Rs. 25 Lakhs And Above

Sl No	Name Of Project	Cost of Work & Sanction Order No. (Rs. in lakhs)	Date Of Commencement
(1)	(2)	(3)	(4)
7.	Widening and strengthening from 41.75 to 50km. on Imphal C.C.Pur, Singhat, Behiang road.	Rs.95.82 42/29/95-W 29-12-95	20-02-96
MAJOR DISTRICT ROADS (ROADS)			
8.	Impt. of Bishnupur to M.I. Road from 59.11km (SH: E/W information banking and widening to MDR std. i/c. constn. of 6m. span RCC slap culvert at 4.30, 4.60, 4.90km - 3 Nos)	Rs.59.57 42/29/90-W 18-03-92	16-04-92
MAJOR DISTRICT ROADS (BRIDGES)			
9.	Impt. of Kumbi bridge (SH: Re-habilitation of Kumbi bridge at 63.50 km. on Moirang Kumbi road).	Rs. 32.49 7/12/95-W 29-12-95	13-01-96
OTHER DISTRICT ROADS (ROADS)			
10.	Impt. of Sagang Sugnu road (SH: Constn. of culverts, gravity wall).	Rs.34.96 42/63/91-W 29-03-92	13-04-92
UKHRUL DIVISION STATE HIGHWAYS ROADS			
11.	Impt. of I.U. road 44.95 to 46.82 & 48-61.5 km, New Heaven to Lamlang Gate. a) Impt. of I.U. road 14.795 -46.812 km. b) RCC ring culvert 14 Nos. c) R/Wall at 51.10; 51.70, 52.40 & 53.60km.	Rs.36.25 42/158/92-W 31-03-93	19-10-93
12.	Chandrakhong Kasom Khullen 0-23 km. (SH: Geometric Impt. from 0-5km. & 15-20 km. and metalling & P/C from 0-15 km).	Rs.138.68 42/75/92-W 31-03-93	24-07-93



DIX-II - Contd.

INCOMPLETE CAPITAL WORKS COSTING  
As On 31-03-1999

Target Date Of Completion	Revised Cost (if any) (Rs. In Lakhs)	Expenditure upto 31-03-98 (Rs. In Lakhs)	Remarks
(5)	(6)	(7)	(8)
17-11-97	-	56.91 *	Work in progress.
15-10-93	-	62.48 *	E/W in completion stage
12-03-96	-	1.88 *	Completed for extension of 30 ft. Rehabilitation work to be taken up.
09-06-93	-	34.54 *	1) Shingling completed  2) 0-3.60Km.of WBM & 0-3km.ofBT completed
31-11-95	-	29.38 * Expenditure as on 10/97	
26-03-95	-	102.91 *	E/W completed E/W completed.

APPEN-

STATEMENT OF COMMITMENTS - LIST OF  
Rs. 25 Lakhs And Above

Sl No	Name Of Project	Cost of Work & Sanction Order No. (Rs. in lakhs)	Date Of Commencement
(1)	(2)	(3)	(4)
	(a) For the portion 0 - 15km. (b) For the portion 15- 23km.		
MAJOR DISTRICT ROADS			
13.	Constn. of M/T road 0-66km. (SH: Metalling & P.C. from 34 to 51km). a) For the portion 34.51km. b) For the portion 44.51 km.	Rs.55.47 42/60/90-W 26-02-81	07-06-92
14.	Constn. of M.T. road 0-15km (SH: Metalling p.c. side drain i/c. RCC ring culvert & filling of pot holes with stone gravel)	Rs.43.70 42/24/91-W 28-01-92	14-04-92
15.	Impt. of Chassad to Huimi road Kongkan thana via Nambaila 0-34km.	Rs.103.98 42/19/92-W 31-03-93	27-05-93
UKHRUL DIVISION MAJOR DISTRICT ROADS			
16.	Impt. of Awangkasom Chingai road 0- 14km (SH: E/W in formation cutting and providing one layer of Metalling and p.c. from 7-14 km).	Rs.31.12 42/72/59-W 22-07-93	28-06-94
INTER VILLAGE ROADS			
17.	Leiting Hangkaw to Kamjong road 0-43 km (SH: E/W in widening and C.P.).	Rs.29.96 W/BMS/310-23/UKL/43-23 11-03-97	24-03-97
18.	-do- -do - (SH:20-43)	Rs. 29.99 W/BMS/310-23/UKL/43-21 11-03-97	10-04-97
19.	-do - - do - (SH:C/Work 0-20 km)	Rs.29.95 W/BMS/310-255/UKL/43-28 11-03-97	24-03-97

DIX-II - Contd.

INCOMPLETE CAPITAL WORKS COSTING  
As On. 31-03-1999

Target Date Of Completion	Revised Cost (if any) (Rs. In Lakhs)	Expenditure upto 31-03-98 (Rs. In Lakhs)	Remarks
(5)	(6)	(7)	(8)
24-05-91	-	64.37 *	
14-04-93	-	46.59 *	1. P.C.7.50 completed 2. Side drain completed 3. Filling of pot holes completed
27-05-94	-	65.69 *	Work is in progress.
28-06-96	-	13.14 * Expenditure as on 10/97	Work in progress.
31-03-98	-	13.65 *	Work in progress.
31-03-98	-	20.49 *	Work in progress.
31-03-98	-	-	Work in progress.

-----  
Information for 1998-99 not received (September 1999)

STATEMENT OF COMMITMENTS - LIST OF  
Rs. 25 Lakhs And Above

Sl No	Name Of Project	Cost of Work & Sanction Order No. (Rs. in lakhs)	Date Of Commencement
(1)	(2)	(3)	(4)
20.	Phungyar Ngaprum E/W in formation 0-25 km.	Rs.29.96 W/BMS/310-197/UKL/43-11 01-03-97	20-07-97
21.	Nongpok Leikmei to BRTF 0-10.91 km (SH: E/W in C/D.)	Rs.29.80 W/BMS/310-206/UKL/43-15 13-03-97	-
22.	Chassad Kamjong to Maokot (SH: E/W in H/Cutting 20-51km).	Rs.29.99 W/BMS/310-200/UKL/43-12 25-02-97	06-06-97
23.	Kamjong Phungyar road 0-33 km (SH: E/W in formation cutting in 3.80-33.80km).	Rs.49.85 W/BMS/310-255/UKL/43-32 02-02-97	24-03-97
24.	T.M. Kasom to Tangkhul Hundung i/c. works (SH: Singling 0-10 km vulvert 6 Nos. and slab culverts).	Rs. 29.80 CD W/BMS/310-257/UKL/43-23 11-03-97	15-05-97
25.	Huining Phungjam Maram E/W in formation and C/D works.	Rs.29.94 W/BMS/310-224/UKL/43-19 12-03-97	03/97
26.	Siroi to Mapum village (SH: E/W in formation and C/D from 4 to 15 km).	Rs.29.95 W/BMS/310-132/UKL/143-5 07-03-97	03/97
27.	Siroi Lamkhai to Khangkhui via Nungshang 0-25km (SH: E/W in formation cutting and C/D 0-12.5 km)	Rs.29.94 W/BMS/310-155/UKL/43-72 25-02-97	03/97
28.	-do- (SH: E/W in formation and C/D from 12.5 to 25 km)	Rs.29.94 W/BMS/310-133/UKL/43-5 07-03-97	03/97
29.	C/D bridge over Thoubal river on Siroi Lamkhai to Nungshong 4 Nos. 6 m. span.	Rs.27.20 W/BMS/310-310/UKL/43-43 15-03-97	03/97

DIX-II - contd.

INCOMPLETE CAPITAL WORKS COSTING  
As On 31-03-1999

Target Date Of Completion	Revised Cost (if any) (Rs. In Lakhs)	Expenditure upto 31-03-98 (Rs. In Lakhs)	Remarks
(5)	(6)	(7)	(8)
03/98	-	14.08 *	Work in progress.
03/98	-	5.52 *	Work in progress.
03/98	-	18.52 *	Work in progress.
03/98	-	14.82 *	Work in progress.
15-05-98	-	3.05 *	Shingling 4km & 3 culverts Nos.bad
03-98	-	4.19 *	Shingling is in progress
03/98	-	4.01 *	Work in progress.
03/98	-	6.34 *	Work in progress.
03/98	-	3.43 *	Work in progress.
03/98	-	-	Work in progress.

-----  
Information for 1998-99 not received (September 1999)

STATEMENT OF COMMITMENTS - LIST OF  
Rs. 25 Lakhs And Above

Sl No	Name Of Project	Cost of Work & Sanction Order No. (Rs. in lakhs)	Date Of Commencement
(1)	(2)	(3)	
(4)			
	UKHRUL DIVISION O.D.R. (BMS)		
30.	Nungyar Khamasom Poi Chingai Road 0-75 km (SH: E/W in formation cutting 10-28 km)	Rs.29.93 W/BMS/310-203/UKL/43-13 01-03-97	20-04-97
31.	C/D Nunghar Khamasom shingling and CP works.	Rs.29.94 W/BMS/310-221/UKL/42-13 12-03-97	10-05-97
32.	Gannom to Chamu road 0-60km. (SH: in widening to ODR Std. 6.30 - 26km)	Rs.29.66 W/BMS/310-34/UKL/43-3 12-03-97	10-05-97
33.	-do- -do- 26 - 44 km)	Rs. 36.00 W/BMS/310-4/UKL/43 26-02-97	20-07-97
34.	-do- -do- 44- 60 km).	Rs.44.24 W/BMS/310-101/UKL/43-4 29-02-97	10-07-97
	BUILDING DIVISION - I		
35.	Construction of compound wall and land Development for the new complex of High Court and Manipur State Legislative Assembly (SH : Land Development).	Rs.77.76	14-12-96
36.	Constn. of storayed Agriculture Directorate Building at Sanjenthong.	Rs.43.30 25/53/90-W 07-03-91	07-02-92
	ELECTRICAL DIVISION-III		
37.	Providing IEI in the VIP Gallery for Main Stadium at Khuman Lampak.	Rs.55.92 26/111/95-W 22-07-96	18-03-97
38.	Providing IEI in the public Gallery for Main Stadium at Khuman Lampak.	Rs.32.34 26/110/95-W 19-07-96	18-03-97

DIX-II - Contd.

INCOMPLETE CAPITAL WORKS COSTING  
As On 31-03-1999

Target Date Of Completion	Revised Cost (if any) (Rs. In Lakhs)	Expenditure upto 31-03-98 (Rs. In Lakhs)	Remarks
(5)	(6)	(7)	(8)
31-03-98	-	12.80 * Expenditure as on 10/97	Work in progress.
31-03-98	-	4.60 *	Work in progress.
20-07-97	-	14.02 *	Work in progress.
30-03-95	-	-	Work in progress.
31-03-95	-	-	Work in progress.
14-06-97	-	2.30 *	Not yet started the work due to dispute of land between Manipur Govt. & 30th Assam Rifle.
06-02-94	-	44.31 *	90% completed.
13-09-97			
13-09-97			

-----  
Information for 1998-99 not received (September 1999)

STATEMENT OF COMMITMENTS - LIST OF  
Rs. 25 Lakhs And Above

Sl No	Name Of Project	Cost of Work & Sanction Order No. (Rs. in lakhs)	Date Of Commencement
(1)	(2)	(3)	(4)
<b>BUILDING DIVISION-III</b>			
i) Main Stadium			
a)	Constn.of VIP Gallery	Rs. 935.44 21/III/91-W 31-03-92	13-06-89
b)	Constn.of General Gallery on Northern side.	-do-	16-09-92
c)	Constn.of General Gallery on Eastern side.	-do-	16-09-92
d)	Const.of General Gallery on Southern side.	-do-	05-07-97
(ii) Main Partition Walls			
a)	Constn.of Main partition wall to General Gallery on Northern side	Rs. 127.99 26/91/95-W 30-03-96	24-07-96
b)	Constn.of Main partition wall to General Gallery on Eastern side.	-do-	24-07-96
c)	Constn.of Main partition wall to General Gallery on Southern side.	-do-	03-06-97
(iii)	Constn.for 8 lane synthetic Track	Rs.273.30 26/89/95-W 21-03-96	10-07-97
(iv)	Constn.of segregation fencing to the Main play field.	Rs.41.02 26/17/96-W 12-08-96	11-05-97
39. Synthetic Hockey Field.			
a)	Constn.of Gallery for Astro-turf Hockey Field Gallery on Eastern & Southern side.	Rs.355.00 26/71/95-W 26-12-95	01-08-97
b)	Constn.of Gallery for Astro-turf Hockey field Gallery on Eastern & Northern side of Astro-turf Hockey Field	-do-	27-07-96



DIX-II - Contd.

INCOMPLETE CAPITAL WORKS COSTING  
As On 31-03-1999

Target Date Of Completion	Revised Cost (if any) (Rs. In Lakhs)	Expenditure upto 31-03-98 (Rs. In Lakhs)	Remarks
(5)	(6)	(7)	(8)
	<u>NG/B(1)/97-98-W</u>		
28-02-98	1-10-97 1,999.00	684.39 *	Work in progress.
28-02-98	-do-	183.93 *	Work in progress.
28-02-98	-do-	151.55 *	Work in progress.
28-02-98	-do-	236.99 *	Work in progress.
28-02-98	-do-	42.96 *	Work in progress.
28-02-98	-do-	33.06 *	Work in progress.
28-02-98	-do-	46.96 *	Work in progress.
28-02-98	-do-	0.27 *	Work in progress.
28-02-98	-do-	-	Work in progress.
	<u>NG/3(2)/97-98-W</u>		
28-02-98	01-10-97 777.00	124.77 *	Work in progress.
28-02-98	-do-	175.94 *	Work in progress.

-----  
Information for 1998-99 not received (September 1999)

STATEMENT OF COMMITMENTS - LIST OF  
Rs. 25 Lakhs And Above

Sl No	Name Of Project	Cost of Work & Sanction Order No. (Rs. in lakhs)	Date Of Commencement
(1)	(2)	(3)	(4)
ii)	Constn.of Hockey Field(SH: Sub-base constn.of providing & installation of synthetic Astro-Turf) .	Rs. 241.63 26/12/95-W 10-10-95	06-12-95
iii)	Constn.of segregation fencing to Hockey Field.	Rs. 25.45 26/18/96-W 12-08-96	11-05-97
iv)	Constn.of Practice Hockey Field.	Rs. 71.46 26/88/95-W 14-03-96	02-08-97
40.	Construction of Cycle Velodrome.	Rs.282.00 8/12/94-YAS/8 20-03-95	24-09-97
41.	Constn.of Indoor Stadium.	Rs.1044.00 26/119/95-W 30-08-96	14-09-96
42.	Constn.of Swimming Pool & Diving Pool	Rs.635.00 26/05/96-W 09-08-96	14-09-96
43.i)	Constn.of Qtrs.For Coaches & Managers.		
a)	Type-IV Qtrs.4 units(Double Storey)	Rs. 66.70 26/13/95-W 27-09-95	15-12-95
b)	Type-III Qtrs.4 Units(Double Storey)	-do-	18-12-95
ii)	Constn.of 100 bedded Hostel.	Rs.144.14 26/24/96-W 07-11-96	07-03-97
iii)	Constn.of 4 Nos.of Barrack(30 capacity) 4 Nos.of barack (15 Capacity 8 Nos. of watch towers & 8 Nos. of kitchens	Rs. 144.00 26/7/96-W 12-08-96	08-06-97

DIX-II - Contd.

INCOMPLETE CAPITAL WORKS COSTING  
As On 31-03-1999

Target Date Of Completion	Revised Cost (if any) (Rs. In Lakhs)	Expenditure upto 31-03-98 (Rs. In Lakhs)	Remarks
(5)	(6)	(7)	(8)
28-02-98	-do-	84.74 *	Work in progress.
28-02-98	-do-	0.52 *	Work in progress.
Completed	-do-	81.89 *	Work completed.
	<u>NG/B(3)/97-98-W</u>		
	01-10-97		
31-03-98	675.00	210.37 *	Work in progress.
	<u>NG/B(4)/97-98-W</u>		
	01-10-97		
31-03-98	1195.00	415.83 *	Work in progress.
	<u>NG/B(5)/97-98-W</u>		
	01-10-97		
15-03-98	716.00	227.61 *	Work in progress.
	<u>NG/B(6)/97-98-W</u>		
	01-10-97		
Completed	383.92	69.41 *	Work is completed
Completed	-do-	69.41 *	Work is completed.
31-03-98	-do-	78.39 *	Work in progress.
31-03-98	-do-	8.56 *	Work in progress.

STATEMENT OF COMMITMENTS - LIST OF  
Rs. 25 Lakhs And Above

Sl No	Name Of Project	Cost of Work & Sanction Order No. (Rs. in lakhs)	Date Of Commencement
(1)	(2)	(3)	(4)
44.	i) Constn.of Internal approach road.	Rs. 287.85 26/19/95-W 26-12-95	12-06-96
	ii) Constn.of Type-III & IV Qtr.	-do-	15-04-96
45.	Constn.of drainage system for sports complex.		
	a) Outer drain.		
	i) Phase-I	Rs. 327.25 26/30/95-W 30-03-96	26-09-96
	ii) Phase-II	-do-	26-09-96
	iii) Phase-III	-do-	26-09-97
	iv) Phase-IV	-do-	26-09-97
	b) Inner drain.		
	i) Phase-I	-do-	28-02-97
	ii) Phase-II	-do-	28-02-97
	iii) Phase-III	-do-	28-02-97
46.	i) Constn.of compound fencing on Northern,Eastern,Southern side of Sports Complex.	Rs. 106.60 26/25/96-W 07-11-96	20-04-97
47.	ii) Constn.of Parking & Land Development		
	a) parking near type Qtrs.	Rs. 115.00 26/19/96-W 12-08-96	21-09-96
	b) Parking near Tinseed Road.	-do-	21-09-96
	c) Parking near VIP Gallery.	-do-	21-09-96
48.	Architectural Consultancy		
	i) Constn.of 400m Running Track i/c provision of Cricket Field.	Rs. 136.86 26/1/96-W 30-05-96	12-07-96

DIX-II - Contd.

INCOMPLETE CAPITAL WORKS COSTING  
As On 31-03-1999

Target Date Of Completion	Revised Cost (if any) (Rs. In Lakhs)	Expenditure upto 31-03-98 (Rs. In Lakhs)	Remarks
(5)	(6)	(7)	(8)
31-03-98	-	177.29 *	Work in progress.
31-03-98	-	5.49 *	Work in progress.
	<u>NG/B(8)/97-98-W</u>		
28-02-98	01-10-97 370.00	18.11 *	Work in progress.
28-02-98	-do-	22.47 *	Work in progress.
28-02-98	-do-	31.42 *	Work in progress.
28-02-98	-do-	15.80 *	Work in progress.
26-02-98	-do-	6.79 *	Work in progress.
26-02-98	-do-	7.31 *	Work in progress.
26-02-98	-do-	6.06 *	Work in progress.
	<u>NG/B(9)/97-98-W</u>		
31-03-98	01-10-97 424.00	-	Work in progress.
31-03-98	-do-	51.44 *	Work in progress.
31-03-98	-do-	4.35 *	Work in progress.
31-03-98	-do-	3.61 *	Work in progress.
31-12-97	-do-	143.22 *	Work in progress.

-----  
Information for 1998-99 not received (September 1999)

STATEMENT OF COMMITMENTS - LIST OF  
Rs. 25 Lakhs And Above

Sl No	Name Of Project	Cost of Work & Sanction Order No. (Rs. in lakhs)	Date Of Commencement
(1)	(2)	(3)	(4)
CHANDEL DIVISION MAJOR DISTRICT ROADS			
49.	Impt.of Khunutabi to Machi Shangshak road.	Rs. 35.00 42/63/92-W 31-03-93	24-05-95
CHURACHANDPUR TIPAIMUKH DIVN-II STATE LHIGHWAYS:			
50.	Impt.of Chura-Tipaimukh road 0-261 kms. (SH: Rehabilitation)	Rs. 134.75 42/51/91-W 18-04-92	12/92
51.	Impt.of Chura-Tipaimukh road 0-261km (SH: Impt. of left-out stretches)	Rs. 146.08 42/68/92-W 31-03-93	10/93
52.	Impt.of Chura-Tipaimukh road 0-261km (SH: Strengthening of pavement in left out stretches.	Rs. 120.00 42/46/95-W 20-12-95	03/96
53.	Impt.of Chura-Tipaimukh road 0-261km. (SH: Constn. of R/Wall and Impt. of bad stretch in between 140-261kms)	Rs. 40.89 42/58/96-W 19-03-97	---
TAMENGLONG DIVISION STATE HIGHWAYS (ROADS)			
54.	Impt. of I.T. Road (SH: Strengthening and P.C. 112-119 kms)	Rs.32.97 42/54/87-W 14-03-89	23-05-89
55.	Impt.of I.T.Road(SH:Section-III 72-76 miles)	Rs. 62.65 42/2/79-W 24-03-82	04-03-98

DIX-II - Contd.

INCOMPLETE CAPITAL WORKS COSTING  
As On 31-03-1999

Target Date Of Completion	Revised Cost (if any) (Rs. In Lakhs)	Expenditure upto 31-03-98 (Rs. In Lakhs)	Remarks
(5)	(6)	(7)	(8)
03/98	...	37.73 *	Revised estimate submitted.
03/98	-	43.69 *	Revised estimate being submitted. The figure appearing in Col. 7 is only for CTD-II
03/98	-	48.69 *	Revised estimate being submitted. The figure appearing in Col.7 is only for CTD-II.
12/98	-	108.79 *	Revised estimate being submitted. The figure appearing in Col. 7 is only for CTD-II
09/98	-	-	
03/99	50.40	34.94 *	Revised estimate being submitted.
-	-	65.05 *	Work to be closed

STATEMENT OF COMMITMENTS - LIST OF  
Rs. 25 Lakhs And Above

S1 No	Name Of Project	Cost of Work & Sanction Order No. (Rs. in lakhs)	Date Of Commencement
(1)	(2)	(3)	(4)
56.	Impt.of I.T.road(SH:Constn.of culvert and line drain 70-117 kms)	Rs. 33.84 42/106/92-W 27-07-92	15-03-96
57.	Impt.of I.T.road(SH:Strengthening from 51-20 to 64.50 and 67 to 70kms)	Rs. 48.04 42/80/95-W 27-12-95	14-03-96
58.	Impt.of I.T.road(SH: Strengthening from 78-84kms and 67-70kms)	Rs. 34.29 42/59/96-W 19-03-97	26-11-97
59.	Impt.of Tamenglong Khongsang road (SH: Rehabilitation of damaged stretches in left out portion)	Rs. 39.76 42/73/97 20-03-97	20-01-98
TAMENGLONG DISTRICT			
OTHER DISTRICT ROADS (ROADS)			
60.	Impt.of Tamenglong Khunjao to khongjaron 0-10km(SH: Providing shingling and culverts)	Rs. 29.98 42/1/4/96-W 23-03-97	02-06-97
INTER VILLAGE ROADS (ROADS)			
TAMEI CONSTITUENCY			
61.	Impt.of Tamei Kuilong road 0.20km (SH:Constn.of900mm dia RCC pipe culverts 75 Nos.and constn.of Semi pucca bridge 6m.span at 13.184km, 8.00m span at 16.44 km)	Rs. 35.83 41/192/94-W 31-03-95	06-03-96
BRIDGE DIVISION			
STATE HIGHWAYS (BRIDGES)			
62.	Re-Constn.of Yairipok Bridge.	Rs. 86.53 47/14/88-W 17-02-89	17-08-89
63.	Re-constn.of Iriblung bridge.	Rs. 71.36 43/15/87-W 27-03-88	17-08-89



DIX-II - Contd.

INCOMPLETE CAPITAL WORKS COSTING  
As On 31-03-1999

Target Date Of Completion	Revised Cost (if any) (Rs. In Lakhs)	Expenditure upto 31-03-98 (Rs. In Lakhs)	Remarks
(5)	(6)	(7)	(8)
12/97	-	34.71 *	Work in progress.
12/97	-	40.10 *	- do -
03/99	-	-	Work being awarded
-	-	0.16 *	-do-
03/99	-	0.16 *	Work in progress.
12/97	23.39	-	-do-
12/98	-	24.97 *	Tender for balance work under scrutiny
12/99	-	129.40 *	Tender for balance work under scrutiny

-----  
Information for 1998-99 not received (September 1999)

STATEMENT OF COMMITMENTS - LIST OF  
Rs. 25 Lakhs and Above

Sl No	Name Of Project	Cost of Work & Sanction Order No. (Rs. in lakhs)	Date Of Commencement
(1)	(2)	(3)	(4)
64.	Re-constn.of Hiyangthang bridge over Nambul river on I.M.I.road.	Rs. 133.15 17/52/90-W 06-03-91	----
MAJOR DISTRICT ROADS (BRIDGES)			
65.	Rehabilitation of Sekmai bridge.	Rs. 26.63 17/23/90-W 30-03-91	----
66.	O.D.R. (BRIDGES) Re-constn.of Lamlong bridge (SH: Constn. of Semi-permanent type Bailey Bridge 130 ft.S.S.Type on upstream side of the existing bridge)	Rs. 73.57 7/36/95-W 27-03-96	11-07-97
OTHER DISTRICT ROADS (BRIDGES)			
67.	Re-constn.of Heirangoithong bridge opposite to T.S.Paul College.	Rs. 63.11 7/117/92-W 17-12-93	24-06-97
68.	Re-constn.of Kadirpalli bridge over Turel Ahanbi river (SH: Constn.of semi-permanent type Bailey bridge 100'ft.DSR)	Rs. 35.23 7/43/95-W 07-08-96	08-10-97
INTER VILLAGE ROADS (BRIDGE)			
69.	Re-constn.of bridge over Heirok river at Chingdompok.	Rs. 42.51 7/25/92-W 03-09-93	----
IMPHAL EAST DIVISION :			
STATE HIGHWAYS (ROADS)			
70.	Impt.of Imphal Pukhao road 0-7 km (SH: Heikrumakhong 0-7 km i/c line drain for the portion 9-11 km)	Rs. 34.79 42/109/92-W 31-03-93	16-10-97
71.	Impt.of Widening of Shri Shri Govindajee.	Rs. 28.00 42/35/93-W 26-03-94	05-06-94
72.	Impt.of Checkon road (SH: Widening (SH: Widening of 4 lane)	Rs. 113.86 42/55/90-W 31-01-91	28-11-91

DIX-II - Contd.

INCOMPLETE CAPITAL WORKS COSTING  
As On 31-03-1999

Target Date Of Completion	Revised Cost (if any) (Rs. In Lakhs)	Expenditure upto 31-03-98 (Rs. In Lakhs)	Remarks
(5)	(6)	(7)	(8)
12/99	-	-	Tender under scrutiny
09/99	-	0.05 *	Tender to be accepted
11/98	-	61.53 *	70% advance payment for Bailey bridge made E/S Bore pile work completed
12/99	-	4.18 *	Bore pile work in progress
12/99	-	1.31 *	Work to be completed
12/99	-	-	Tender called.
19-08-97	-	55.01 *	Revised estimate submitted. Works completed
30-07-97	-	-	Work completed on 30-07-97.
30-11-97	-	67.32 *	

STATEMENT OF COMMITMENTS - LIST OF  
Rs. 25 Lakhs And Above

Sl No	Name Of Project	Cost of Work & Sanction Order No. (Rs. in lakhs)	Date Of Commencement
(1)	(2)	(3)	(4)
MAJOR DISTRICT ROADS (ROADS)			
73.	Impt.of Andro road 6-18 km.	Rs. 48.70 42/59/90-W 18-02-91	26-02-92
BRIDGE DIVISION (BMS)			
74.	Constn.of bridge on Heibongmakong Lairensajik over Singda river.	Rs. 39.51 W/BMS/310-275/IW/10-11 28-02-97	04-12-97
75.	Constn.of Bailey bridge over Nambul river at Taothong.	Rs. 29.97 W/BMS/310-271/IW/10-9 22-09-97	22-09-97
HIGHWAYS SOUTH DIVISION			
STATE HIGHWAYS (ROADS)			
76.	Widening of Imphal mayang Imphal road to SDL from 4 kms.to 10 kms.	Rs. 46.10 42/43/96-W 19-03-97	11-06-97
MAJOR DISTRICT ROADS (ROADS)			
77.	Impt.of M.I.Bishnupur road 0-8.50 km (SH: Widening of raising of road formation lfrom 4 to 8.50 km(M.I. side) Constn.of Yangoi river and constn. of 6m. span RCC culvert at 6.96 & 7.10 km (Balance work)	Rs.92.40 42/105/89-W 30-03-90	07-02-94
TASK FORCE DIVISION NO-I			
STATE HIGHWAYS (BRIDGE)			
78.	Constn.of Bailey bridge over Agaki stream at Tamei-Katang.	Rs. 32.86 7/20/89-W 22-03-90	16-03-95
79.	Constn.of suspension beidge over Barak river at Tamei-Katang road.	Rs. 83.43 42/119/88-W 10-10-89	19-04-95
B.M.S. WORKS			
O.D.R.			
80.	Constn.of Tamei-Kuilong road (SH: E/W for the portion from 10 km to 30 km)	Rs. 27.34 W/BMS/310-189/TML/41-39 07-03-97	26-03-97

DIX-II - Contd.

INCOMPLETE CAPITAL WORKS COSTING  
As On 31-03-1999

Target Date Of Completion	Revised Cost (if any) (Rs. In Lakhs)	Expenditure upto 31-03-98 (Rs. In Lakhs)	Remarks
(5)	(6)	(7)	(8)
03/98	-	57.49 *	R/E submitted.
09/98	-	0.052 *	Work started.
07/98	-	18.68 *	One abutment nearing completion.
10-06-98	-	-	Work in progress.
06-08-94	-	86.27 *	Work in progress.
15-06-95	-	56.57 *	90% completed, liability to be cleared
18-04-95	-	103.43 *	100% completed. Liability to be cleared
25-04-98	-	-	Work in progress.

-----  
formation for 1998-99 not received (September 1999)

STATEMENT OF COMMITMENTS - LIST OF  
Rs. 25 Lakhs and Above

Sl No	Name Of Project	Cost of Work & Sanction Order No. (Rs. in lakhs)	Date Of Commencement
(1)	(2)	(3)	(4)
81.	Constn.of Tamei Kuilong road (SH:E/W for the portion from 30 km to 57 km)	Rs. 39.79 W/BMS/310-45/TML/41-11 07-03-97	9-09-97
82.	Constn.of Tamei Kuilong road (SH: shingling in between 0-15km (SH: shingling from 0-70km to 15km WBM from 0.70km to 3.50km)	Rs. 30.68 W/BMS/310-44/TML/41-10 03-03-97	21-03-97
INTER VILLAGE ROADS			
83.	Constn.of Khumphung to Lamta (SH: E/W in formation cutting from 0-20 km)	Rs. 38.18 W/BMS/310-141/TML/41-22 07-03-97	26-31-97
84.	Constn.of Khumphung to Lamta (SH: E/W in formation cutting from 20 to 60 km)	Rs. 47.23 W/BMS/310-158/UK/41-26 28-02-97	21-04-97
85.	Constn.of Haochong to Nurathel (SH: Formation cutting widening of narrow portion IVR Std/ 0-20 km)	Rs. 38.18 EW/BMS/310-41/TML/41-27 --	26-03-97
BUILDING DIVISION-II			
86.	Constn.of Western & Eastern block of D.C.'s Departmental complex at Lamphelpat (SH:Constn.of 1st floor)	Rs. 59.76 26/36/96-W 28-02-97	01-03-97
87.	Constn.of Family Court and Councelling Centre at Lamphelpat ( Phase-I )	Rs. 43.02 26/45/95-W 27-12-95	9-02-96
88.	Constn.of Manipur House at Salt lake, Calcutta	Rs. 518.28 26/29/95-W 29-12-95	--
BUILDING TASK FORCE			
89.	Beautification of Kangla Moat Phase-IV (SH:Providing Rip-Rap bank protection from PWD Main Gate to North A.O.C. Constn.of RR steps & imporvement of retainig wall at Western side.	Rs. 29.27 42/104/95-W 06-02-96	-
i)	-D0- (SH:Providing Rip-Rap bank protection from PWD Main Gate to North A.O.C.)	-do-	

DIX-II - Contd.

INCOMPLETE CAPITAL WORKS COSTING  
As On 31-03-1999

Target Date Of Completion	Revised Cost (if any) (Rs. In Lakhs)	Expenditure upto 31-03-98 (Rs. In Lakhs)	Remarks
(5)	(6)	(7)	(8)
08-10-98	-	-	Work in progress.
20-04-98	-	6.60 *	-do-
25-04-98	-	3.60 *	-do-
20-05-98	-	-	-do-
25-04-98	-	-	-do-
15-08-97	-	41.55 *	Work in completed.
15-08-97	-	41.58 *	-do-
-	-	7.54 *	Work in progress.
-	-	17.76 *	

-----  
Information for 1998-99 not received (September 1999)

STATEMENT OF COMMITMENTS - LIST OF  
Rs. 25 Lakhs And Above

Sl No	Name Of Project	Cost of Work & Sanction Order No. (Rs. in lakhs)	Date Of Commencement
(1)	(2)	(3)	(4)
ii)	-Do- (Sh: Constn.of RR masonry step with RCC ring)	-do-	__/__/__
iii)	-Do- (SH: Constn.of R.R.masonry step at Western& Eastern side 2 Nos.)	-do-	__/__/__
iv)	-Do- (SH: Replacement of retaining wall at Western side)	-do-	__/__/__

## JIRIBAM DIVISION

90.	Impt.of J.T.road 0-2 km(SH: Strengthening the pavement in the selected reaches 20-26 km)	Rs. 25.83 42/37/92-W 31-03-93	-
91.	Constn.of Bus Terminus at Jiribam.	Rs. 71.62 42/69/95-W 28-12-95	-

## B.M.D.(ODR) BRIDGES :

92.	Constn.of bridge over Lalkhal river on Dibong Jirimukh road.	Rs. 41.89 W/BMS/310-163/jiri/15-14 07-03-97	-
93.	Constn.of 2 Nos. Minor bridge over Darriadhar No.1 & II	Rs. 26.84 W/BMS/310-245/Jiri/15-11 12-03-97	-

## CHURACHANDPUR DIVISION

## STATE HIGHWAYS (ROADS)

94.	Strengthening of Imphal Churachandpur Singhat road 50-63 km(SH: Widening and strengthening 2 lanes of stretches between 50 to 61.802 kms)	Rs. 116.93 42/4/94 02-09-94	11-03-95
95.	Impt.of Singhat-Behiang road(SH: Constn. of culvert and metalling balance work)	Rs. 128.11 42/154/91-W 31-03-92	06-09-96
96.	Impt.of T/Road (SH:Premix carpetting 43-44km,45-55km,57-59km,60-34km. 62-64km to 72km i/c side drain 59-63 km.	Rs. 39.50 42/91/90-W 25-02-91	18-02-92

## MAJOR DISTRICT ROADS

97.	Impt.of Churachandpur-Sugnu road (SH: strengthening & culverts 5-26kms)	Rs. 99.50 42/10/95-W 28-12-95	18-04-96
-----	---	-------------------------------------	----------



DIX-II - Contd.

INCOMPLETE CAPITAL WORKS COSTING  
As On 31-03-1999

Target Date Of Completion	Revised Cost (if any) (Rs. In Lakhs)	Expenditure upto 31-03-98 (Rs. In Lakhs)	Remarks
(5)	(6)	(7)	(8)
-	-	16.05 *	
-	-	57.73 *	
-	-	31.89 *	
-	-	19.40 *	
-	-	123.54 *	Work in progress.
-	-	131.19 *	-do-
-	-	60.14 *	Work closed liability cleared saving to be used. Impt. of existing bridge at 65.103 km, 67.80 km.
-	-	68.25 *	Work in progress.

STATEMENT OF COMMITMENTS - LIST OF  
Rs. 25 Lakhs And Above

SI No	Name Of Project	Cost of Work & Sanction Order No. (Rs. in lakhs)	Date Of Commencement
(1)	(2)	(3)	(4)
98.	Impt.of Chura-Sugnu road(SH: Constn. of 1m.span slab culvert 16 Nos & raising of low laying areas 1.4km ring culverts and line drain 4.95km.	Rs. 48.02 42/163/130/90-W 23-03-91	20-07-93
OTHER DISTRICT ROADS			
99.	Impt.of Khuga ring road 0-11km (SH: Shingling & P.C. i/c constn. of ring culvert)	Rs. 28.66 42/158/91-W 31-03-92	06-11-93
4210-C.O.ON MEDICAL (PLAN)			
100.	Constn.of ANM Training School and Hostel(60 capacity) at Churachandpur	Rs. 27.36 24/52/96-W 27-03-87.	29-04-95
4851-C.O.ON VILLAGE & SMALL INDUSTRY (PLAN)			
101.	Constn.of type-II Qtr. 8 District 2 Nos. in each district (SH: Constn. of T/II- 2 Nos.in Churachandpur)	Rs. 25.48 25/78/91-W 28-08-92	-
IMPHAL WEST DIVISION STATE HIGHWAYS (PLAN)			
102.	Impt.of L/Pat from Watham Leirak to D.C.Office (SH: Raising of formation level)	Rs. 28.98 42/37/92-W 26-02-92	04-07-92
103.	Impt.of I.K road(SH: Strng.the existing 2 to 8.00 km)	Rs. 45.02 42/82/94-W 26-02-92	15-06-92
104.	Urban Bye pass via Langol Housing, complex (SH: Surfacing of bad stretches)	Rs. 29.75 42/76/92-W 31-03-93	14-07-93
105.	Impt.of T/road 6.5km to 8km & 9.5 to 11km ( SH: Bituminous macadam)	Rs.31.50 42/56/90-W 31-03-94	02-02-94

DIX-II - Contd.

INCOMPLETE CAPITAL WORKS COSTING  
As On 31-03-1999

Target Date Of Completion	Revised Cost (if any) (Rs. In Lakhs)	Expenditure upto 31-03-98 (Rs. In Lakhs)	Remarks
(5)	(6)	(7)	(8)
-	-	62.85 *	Work completeed. Liability to be cleared R/E yet to be submitted.
-	-	27.45 *	Work in progress.
-	50.39 26/102/95-W 30-03-96	53.72 *	Work completed liability to be cleared.
-	-	0.006 *	Work rescinded and balance work being taken up.
-	-	37.86 *	Work completed. R/E submitted.
-	-	42.15 *	Liability to be cleared.
-	-	42.68 *	Work completed & R/E required.
-	-	32.21 *	In progress.

STATEMENT OF COMMITMENTS - LIST OF  
Rs. 25 Lakhs And Above

Sl No	Name Of Project	Cost of Work & Sanction Order No. (Rs. in lakhs)	Date Of Commencement
(1)	(2)	(3)	(4)
106.	Impt.of I.K.road 0-2 km (SH: Strengthening from 0-1km and providing median)	Rs.26.79 42/82/92-W 31-03-88	03-01-94
107.	Impt.of Nagamapal road (SH: Strengthening)	Rs.36.02 42/10/93-W 28-02-94	03-03-94
108.	Impt.of Thangmeiband Road (SH: Constn.of service road,retaning wall,parapet wall etc.from Khuyathong junction to Lilashing- Khognangkhong)	Rs.30.97 42/78/95-W 11-06-96	02-01-96
109.	Impt.of D.I.road (SH: P.C.from Chingmeirong junction to Singh & Co)	Rs.43.46 42/43/95-W 29-12-95	23-07-96
110.	Impt.of T/road (SH: P/C from Raj- Bhavan to Airport i/c widening from Keishampat to Kwakeithel amd media)	Rs.41.75 42/85/95-W 28-12-95	28-04-96
111.	Impt,of T/road (SH: P.C.from 9.5km to 28km) (SH: 9.5 -11.00km)	Rs.58.49 42/74/95-W 29-12-95	07-02-96
112.	Impt.of IMI road 0-4.0km (SH: Strengthening widening and P C)	Rs. 36.04 SSW/AA/96-97/4820 19-02-97	
B.M.S. WORKS			
113.	Constn.of Lamsang Khonghampat road(BMS)	Rs. 30.00 W/BMS/310-146/IW/10-6 10-03-97	16-12-97
114.	Const.of Heibongpokpi Khoiriphaba road (BMS)	Rs.29.95 W/BMS/310-148/IW/10-8 05-03-97	17-03-97

DIX-II - Contd.

INCOMPLETE CAPITAL WORKS COSTING  
As On 31-03-1999

Target Date Of Completion	Revised Cost (if any) (Rs. In Lakhs)	Expenditure upto 31-03-98 (Rs. In Lakhs)	Remarks
(5)	(6)	(7)	(8)
-	37.06	38.95 *	Work completed.
-	-	35.31 *	Extra widening to be taken up.
-	-	29.95 *	Liability to be cleared.
-	-	30.12 *	Renovation of mending in progress material of P/C issued.
-	45.92	6.86 *	-do-
-	-	5.09 *	work being started
-	-	5.92 *	Work in progress.
-	-	5.07 *	-do-

STATEMENT OF COMMITMENTS - LIST OF  
Rs. 25 Lakhs And Above

Sl No	Name Of Project	Cost of Work & Sanction Order No. (Rs. in lakhs)	Date Of Commencement
(1)	(2)	(3)	(4)
BUILDING DIVISION NO-V			
115.	Impt.of Khuman Palli road connecting Minuthong and Tinseed road.	Rs.61.84 42/2/96-W 30-06-96	----
116.	Impt.of Social Welfare road connecting Tinseed road to Khuman Palli crossing 1.43 km.	Rs.77.93 42/1/96-W 29-06-96	-----
117.	Impt.of Tinseed road from Chingmeirong Khongnang Karak to Khurai Traffic point 0-1.853 km. a) 0-0.976 km                      b) 0.976-1.853 km	Rs.79.26 42-04-96-W 26-07-96	-----
118.	Impt.of Thangmeiband road from Khoyathong to Chingmeirong Khongngng Karak 0-1.627km(SH: Widening to 4 lane standard)	Rs. 40.13 43/3/96-W 26-07-96	----
119.	Re-constn. of Amujao bridte on Tinseed road.	Rs.41.95 7/1/96-W 26-07-96	-----
120.	Impt.of Kombirei road 0-2.475 km (SH: E/W in formation, strengthening & constn.of carriageway i/c filter out of layer & cross drainage work)	Rs. 96.83 42/113/96-W 29-03-97	-----
121.	Impt.of watham Leirak 0-1.791km (SH: Strengthening i/c constn.of retaining wall,line drain and 1.00 meter span RCC culvert)	Rs. 35.25 42/114/96-W 29-03-97	-----
122.	Impt.of Thangmeiband road 0-1.627km.	Rs. 102.52 42/110/96-W 29-03-97	-----
123.	Strengthening of Checkon road (SH: RDS crossing to Minuthong)	Rs.33.45 42/108/96-W 29-03-97	-----
124.	Widening of Porompat road No.1 (0-3.88km) (SH: Strengthening and widening,constn.of traffic rotary and constn.of two meter span slab culvert)	Rs. 59.18 42/112/96-W 29-03-97	-----

DIX-II - Contd.

INCOMPLETE CAPITAL WORKS COSTING  
As On 31-03-1999

Target Date Of Completion	Revised Cost (if any) (Rs. In Lakhs)	Expenditure upto 31-03-98 (Rs. In Lakhs)	Remarks
(5)	(6)	(7)	(8)
-	-	45.85 *	
-	-	15.44 *	
-	-	86.59 *	
-	-	41.26 *	
-	-	20.00 *	
-	-	--	
-	-	--	
-	-	--	
-	-	--	
-	-	--	

STATEMENT OF COMMITMENTS - LIST OF  
Rs. 25 Lakhs And Above

S1 No	Name Of Project	Cost of Work & Sanction Order No. (Rs. in lakhs)	Date Of Commencement
(1)	(2)	(3)	(4)
125.	Widening Tinseed road 4 lane from Chingmeirong junction to Lamlong (SH: Constn.of Median,strengthening with WBM and premix carpet surface)	Rs. 95.65 42/111/96-W 29-03-97	-----
MAJOR HEAD : 5055-C.O.ON ROAD TRANSPORTS			
126.	Constn.of Bus Terminus at Dewlahland (SH:Impt.of Parking area,Bus Bay & line drain)	Rs. 60.72 42/79/91-W 30-03-92	
MAJOR HEAD: 4202-C.O.ON EDUCATIOIN, SPORTS, ARTS & CULTURE (PLAN)			
127.	Constn.of Mini Stadium at Hundung(Ukhrul)	Rs.32.70 26/4/96-W 12-08-96	-
MAJOR HEAD: 8443-DEPOSIT WORKS.			
128.	Impt.of INA Memorial complex at Moirang (SH: Constn.of R/Wall)	Rs. 29.19 1/29/79-S/SE 23-02-96	-
129.	Impt.of INA Memorial complex at Moirang (SH: Extension of stair case,toilet portion,top foyer,roof treatment i/c roofing,stage,plastic moulded seating arrangement)	Rs. 61.00 1/29/79-S/SE 14-03-96	-
SENAPATI DIVISION			
STATE HIGHWAYS (ROADS)			
130.	Impt.of Tadubi Tungjoy Laii Kharasom road 0-60km (SH: Providing WBM &PC 32-42 kms)	Rs. 31.78 42/38/89-W 27-03-89	15-05-89
131.	Impt.of Tadubi Tungjoy Laii Kharasom road 0-60km (SH: WBM and PC 22-32 kms)	Rs. 31.78 42/26/98-W 29-03-90	03-07-89
132.	Impt.of Ukhrul Tolloi Chingmeikhullen road 35-70kms (SH: Providing wearing coat & PC from 57-70 km)	Rs.33.15 42/12/98-W 10-10-89	14-03-91
133.	Impt.of Ukhrul Tolloi Chingmeikhullen road 35-70-kms (SH: Constn.from 35-57 kms i/c 2 Nos.of culverts i/c approach road for Ngari bridge)	Rs. 55.80 42/63/95-W 26-12-95	11-02-96



DIX-II - Contd.

INCOMPLETE CAPITAL WORKS COSTING  
As On 31-03-1999

Target Date Of Completion	Revised Cost (if any) (Rs. In Lakhs)	Expenditure upto 31-03-98 (Rs. In Lakhs)	Remarks
(5)	(6)	(7)	(8)
-	-	-	
-	-	17.29 *	
-	-	6.66 *	
-	-	35.98 *	
14-02-90	-	30.90 *	Work closed.
02-03-90	-	30.98 *	-do-
13-04-97	-	32.76 *	Under arbitration case.
10-08-98	14.30	60.99 *	In progress.

STATEMENT OF COMMITMENTS - LIST OF  
Rs. 25 Lakhs And Above

Sl No	Name Of Project	Cost of Work & Sanction Order No. (Rs. in lakhs)	Date Of Commencement
(1)	(2)	(3)	(4)
<u>STATE HIGHWAYS (BRIDGE)</u>			
134.	Bailey bridge on Ukhrul Tolloi Chingmeikhullen road at 64.09 km (SH: Coinstn.of 7m span bridge on Vaori stream ast 60.836 km)	Rs. 35.07 17/43/90-W 23-02-91	09-07-96
MAJOR DISTRICT ROADS (ROADS)			
135.	Impt.of Maram Purul 0-20 kms (SH:E/W culverts and shingling)	Rs. 94.08 42/3/96-W 09-03-96	20-12-96
OTHER DISTRICT ROADS (BRIDGES)			
136.	Constn.of B/bridge over Makhan river on Maram Purul road (SH: Constn.of abutment, wing wall and retaining wall)	Rs. 29.94 7/8/92-W 23-03-93	3-04-96
5055-ROAD TRANSPORT			
137.	Bus Terminus at Mao.	Rs. 34.27 42/97/95-W 03-03-96	11-02-96
OTHER DISTRICT ROADS (ROADS) (B.M.S)			
138.	Constn.of Phaibung Purul road (SH: E/W in formatioin cutting from Phaibung to Lakhamei 10km. and widening narrow portion upto Purul) (SH: E/Work)	Rs.29.78 W/BMS/310-252/SPT/57-32 11-03-97	24-3-97
139.	Constn.of Phaibung Karong Purul road (SH: Cross drainage work in 20-39 km)	Rs. 29.96 W/BMS/310-159/SPT/57-8 05-03-97	22-3-97
140.	Constn.of Karong Purul road from Purul to Thingba (SH:Earth Work and cross drainage)	Rs. 27.62 W/BMS/310-276/SPT/57-39 11-03-97	24-3-97
INTER VILLAGER ROAD (ROADS) B.M.S			
141.	I.T.road 8th miles to Irang via Harup (SH: E/W and cross drainage)	Rs.29.80 W/BMS/310-244/SPT/57-25 11-03-97	24-3-97

DIX-II - Contd.

INCOMPLETE CAPITAL WORKS COSTING  
As On 31-03-1999

Target Date Of Completion	Revised Cost (if any) (Rs. In Lakhs)	Expenditure upto 31-03-98 (Rs. In Lakhs)	Remarks
(5)	(6)	(7)	(8)
01-09-98	6.00	39.48 *	-do-
19-12-98	-	27.24 *	-do-
02-07-98	-	15.34 *	-do-
10-08-98	-	30.99 *	In progress.
31-08-98	-	5.98 *	-do-
31-08-98	-	-	-do-
31-08-98	-	6.53 *	-do-
31-08-98	-	-	-do-



DIX-II - Contd.

INCOMPLETE CAPITAL WORKS COSTING  
As On 31-03-1999

Target Date Of Completion	Revised Cost (if any) (Rs. In Lakhs)	Expenditure upto 31-03-98 (Rs. In Lakhs)	Remarks
(5)	(6)	(7)	(8)
31-08-98	-	-	-do-
31-08-98	-	6.00 *	-do-
31-08-98	-	-	-do-
31-08-98	-	-	In progress.
31-08-98	-	3.0 *	-do-
31-08-98	-	-	-do-
31-08-98	-	3.45 *	-do-
31-08-98	-	2.00 *	-do-
31-08-98	-	-	-do-
31-03-98	-	-	-do-
31-08-98	-	-	-do-
31-08-98	-	-	-do-

-----  
Information for 1998-99 not received (September 1999)

STATEMENT OF COMMITMENTS - LIST OF  
Rs. 25 Lakhs And Above

Sl No	Name Of Project	Cost of Work & Sanction Order No. (Rs. in lakhs)	Date Of Commencement
(1)	(2)	(3)	(4)
	INTER VILLAGE ROAD (BRIDGE) B.M.S.		
154.	Constn.of bridge over Barak at Phuba and Kharakho (21.20m) 70 span.	Rs.34.18 W/BMS/310-298/SPT/57-54 04-02-97	21-06-97
155.	Constn.of 8m span bridge 2 Nos. between Makhan to Mao Pundung Tadubi.	Rs.27.91 W/BMS/310-289/SPT/57-47 11-03-97	21-08-97
156.	Constn.of bridge over Maja Lok (10m span) on Senapati Oklong road	Rs.31.76 W/BMS/310-292/SPT/57-50 01-03-97	11-09-97
157.	Constn.of bridge 10m span over Iril river in between Ngamju and Khongdei on Senapati Sorbung Khamasom road.	Rs.34.57 W/BMS/310-290/SPT/57-48 05-03-97	12-08-97
	CHURACHANDPUR DIVISION		
	5054-C.O. ON ROADS & BRIDGES (PLAN) (STATE HIGHWAYS)		
158.	Impt.of Chura-Sugnu road (SH: Strengthening and culverts 5-26 km)	Rs. 99.50 42/10/95-W 28-12-95	13-05-96
159.	Impt.of Ccpur-Singhat-Behiang road 62-120km (SH: Premix carpetting between 62-72km in bad stretches)	Rs.39.49 42/63/96-W 19-03-97	16-06-97
	4210-C.O. ON MEDICAL (PLAN)		
160.	Constn.of Emergency & Casualty block with link corridor for District Hospital at Churachandpur (SH: Contsn.of Southern wing Block P-I)	Rs. 94.71 26/60/96-W 23-03-97	30-09-97
	5054-C.O. ON ROADS & BRIDGES (BMS)		
161.	Impt.of Tiddim road near Kaprang to Chura-Sugnu road at Mualvaiphei (SH: E/W in widening & culverts)	Rs.65.23 W/BMS/3120-64/CCP/51-6 28-02-97	17-03-97
162.	IVR Singhat to Theigotang 0-26km (SH: E/W in hill cutting,metalling and culverts)	Rs.44.99 W/BMS/310-52/CCP/51-3 10-03-97	22-03-97

DIX-II - Contd.

INCOMPLETE CAPITAL WORKS COSTING  
As On 31-03-1999

Target Date Of Completion	Revised Cost (if any) (Rs. In Lakhs)	Expenditure upto 31-03-98 (Rs. In Lakhs)	Remarks
(5)	(6)	(7)	(8)
31-12-98	-	14.23 *	Work in progress. Payment made for B/B parts only.
31-12-98	-	-	Work in progress.
31-12-98	-	13.01 *	-do- Payment of B/B parts.
31-03-99	-	14.23 *	-do- -do-
12-11-97	-	109.47 *	R/E under preparatioin
16-06-99	-	10.61 *	In progress.
30-09-99	-	25.36 *	-do-
16-09-98	-	27.52 *	-do-
21-03-98	-	1.84 *	-do-

-----  
Information for 1998-99 not received (September 1999)

STATEMENT OF COMMITMENTS - LIST OF  
Rs. 25 Lakhs And Above

Sl No	Name Of Project	Cost of Work & Sanction Order No. (Rs. in lakhs)	Date Of Commencement
(1)	(2)	(3)	(4)
163.	Impt.of road from Singhat to Buksau via Allusingtam (SH: E/.W in formation cutting metalling & culkverts 0-25 km)	Rs. 25.37 W.BMS/310-51/CCP/51-2 01-03-97	17-03-97
164.	IVR Songtal-Kangkap road (SH: Widening,metalling & culvets)		27-03-98
165.	Impt.of road from Sagang to Tuining via Samulamlan (SH: E/W in hill cutting metalling and culverts)		06-05-97
BMS (BRIDGES)			
166.	Constn.of bridge on Singhat-Theigotang road 2 Nos (SH: Constn.of 20' span bailey bridges)	Rs.36.04 W/BMS/310-135/CCP/51-29 28-02-97	22-04-97
167.	Constn.of bridge over Songtal-kangkap road (SH: Constn.of 6m span bailey bridge 2 Nos)	Rs. 30.23 W/BMS/310-135/CCP/51-28 06-03-97	17-03-97
168.	Constn.of bridge over Khuga river along Khuga ring road (SH: Constn.of 150'-0" long bailey bridge)	Rs.102.68 W.BMS/310-213/CCP/51-40 07-03-97	28-04-97
169.	Constn.of bridge on Sangaikot to Khongkhai road 4 Nos (SH: Constn.of 30'-0" long Bailey bridge)	Rs.72.68 W/BMS/310-163/CCP/51-35 10-03-97	30-04-97
TAMENGLONG DIVISION OTHER DISTRICT ROADS (BRIDGES) (B.M.S.)			
170.	Constn.of langkhong to I.T.road (SH: C/W works 0-15 kms)	Rs. 35.44 W/BMS/310-1/TML/41-1 04-03-97	07-07-97
171.	Constn.of Langkhong to I.T road (SH: C/D works from 15-33 kms)	Rs. 44.92 W/BMS/310-2/TML/41-2 01-03-97	07-07-97



DIX-II - Contd.

INCOMPLETE CAPITAL WORKS COSTING  
As On 31-03-1999

Target Date Of Completion	Revised Cost (if any) (Rs. In Lakhs)	Expenditure upto 31-03-98 (Rs. In Lakhs)	Remarks
(5)	(6)	(7)	(8)
16-03-98	-	8.42 *	-do-
26-09-98	-	7.61 *	-do-
05-11-98	-	19.16 *	-do-
21-04-98	-	28.77 *	In progress.
16-01-98	-	30.03 *	-do-
27-10-98	-	75.31 *	-do-
29-10-98	-	54.91 *	-do-
01-03-99	-	24.45 *	-do-
01-03-99	-	3.43 *	-do-

-----  
Information for 1998-99 not received (September 1999)

STATEMENT OF COMMITMENTS - LIST OF  
Rs. 25 Lakhs And Above

Sl No	Name Of Project	Cost of Work & Sanction Order No. (Rs. in lakhs)	Date Of Commencement
(1)	(2)	(3)	(4)
172.	Constn.of langkhong to I.T road (SH: Shingling from 0-16 kms)	Rs. 59.10 W/BMS/310-10/TML/41-6 01-03-97	10-03-97
173.	Constn.of Langkhong to I.T road (SH: Shingling from 16-33 kms)	Rs. 61.99 W/BMS/310-11/TML/41-7 01-03-97	10-03-97
174.	Constn.of None Kajinglong road (SH: Culverts and Shingling from 0-10 kms)	Rs. 30.48 W/BMS/310-42/TML/41-8 10-03-97	14-03-97
175.	Constn.of None Kajinglong road (SH: Culverts and Shingling from 10-30 kms)	Rs. 30.99 W/BMS/310-99/TML/41-42 01-03-97	10-03-97
176.	Constn.of None Kajinglong road (SH: C/D works 10-20 kms)	Rs. 30.86 W/BMS/310-12/TML/41-19 10-03-97	14-03-97
177.	Constn.of Tamei Kuilong road (SH: C/D from 10-30 kms)	Rs. 27.34 W/BMS/310-189/TML/41-39 07-03-97	26-03-97
178.	Constn.of Tamei Kuilong road (SH: E/W from 30-57 kms)	Rs. 40.30 W/BMS/310-172/TML/41-32 10-03-97	21-04-97
179.	Constn.of Tamei Kuilong road (SH: E/W from 30-57 kms)	Rs. 39.79 W/BMS/310-45/TML/41-11 07-03-97	08-08-97
180.	Constn.of Tamei Kuilong road (SH: Shingling in between 0-15kms (SH: Shingling 0.70-15 km and WBM from 0.70 to 8.50 kms)	Rs. 30.08 W/BMS/310-44/TML/41-10 05-03-97	21-03-97
181.	Constn.of Tamei Kuiling road (SH: Shingling from 15-30 kms)	Rs. 31.68 W/BMS/310-43/TML/41-9 07-03-97	26-06-97
O.D.R. BRIDGES (B.M.S)			
182.	Constn.of bridge across Irang river on Langkhong to I.T.road 360' span.	Rs.166.39 W/BMD/310-166/TML/41-27 11-03-97	14-03-97

DIX-II - Contd.

INCOMPLETE CAPITAL WORKS COSTING  
As On 31-03-1999

Target Date Of Completion	Revised Cost (if any) (Rs. In Lakhs)	Expenditure upto 31-03-98 (Rs. In Lakhs)	Remarks
(5)	(6)	(7)	(8)
3/99		7.19 *	-do-
3/99		3.25 *	-do-
3/99		16.44 *	-do-
3/99		20.14 *	-do-
3/99	30.86	5.70 *	W/progress.
3/99	27.34	25.78 *	-do-
3/99		-	-do-
3/99		3.12 *	-do-
3/99		21.20 *	-do-
3/99		7.71 *	-do-
3/99		100.37 *	W/progress.

-----  
Information for 1998-99 not received (September 1999)

STATEMENT OF COMMITMENTS - LIST OF  
Rs. 25 Lakhs And Above

Sl No	Name Of Project	Cost of Work & Sanction Order No. (Rs. in lakhs)	Date Of Commencement
(1)	(2)	(3)	(4)
183.	Constn.of bridge across Laduki (SH: 26.636 kms (30m. span Agagui river (22.216 Kms.) 20m. span on Tamei Kuilong road	Rs.110.50 W./BMS/310-185/TML/41-36 11-03-97	14-03-97
184.	Constn.of bridge on Tamei Kuilong road at 29.73km (12m. span) and 30.10kms (9m.span) (SH: Constn.of B/bridge SST of 15m, spanat 29.70kms & 30.10 kms)	Rs. 29.39 W/BMS/310-187/TML/41-38 05-03-97	7-03-97
I.V.R. ROADS (BMS)			
185.	Constn.of Thangal Tupul road C/D works 0-18km (SH: Constn. of RCC P/culverts 900mm dia and 3m span culverts)	Rs.29.20 W/BMS/310-229/TML/41-42 11-03-97	4-09-97
186.	Constn.of Nungba Irang via Longpi (SH: E/W in widening narrow portion between Nungba Longpi & formation cutting Longpi to Bijang)	Rs.42.21 W/BMS/310-112/TML/41-18 28-02-97	17-03-97
187.	Impt.of Nungba Irang via Longpi (SH: Coinstn.of C/D works between Nungba to Longpi)	Rs.31.70 W/BMS/310-173/TML/41-33 05-03-97	28-08-97
188.	Constn.of Luwanglong Khunou to Awangkhol and Nungnang via Lamlon (SH: E/W in formation cutting)	Rs.37.70 W/BMS/310-149/TML/41-23 10-03-97	19-03-97
189.	Constn.of Haochong to Nurathel road (SH: E/W in formation cutting 0-10kms)	Rs. 33.79 W/BMS/310-109/TML/41-15 05-03-97	26-03-97
190.	Constn.of Keikao to Nurathel road (SH: E/W in formation cutting i/c drain 9-15 km)	Rs.25.64 W/BMS/310-100/TML/41-13 01-03-97	10-03-97
191.	Constn.of road from NH-53 to Atongba.	Rs. 30.80 W/BMS/310-171/TML/41-31 07-03-97	19-03-97

DIX-II - Contd.

INCOMPLETE CAPITAL WORKS COSTING  
As On 31-03-1999

Target Date Of Completion	Revised Cost (if any) (Rs. In Lakhs)	Expenditure upto 31-03-98 (Rs. In Lakhs)	Remarks
(5)	(6)	(7)	(8)
01-03-99	-	74.28 *	W/progress.
01-03-99	-	18.84 *	- do -
3/99		2.12 *	W/progress.
3/99		20.20 *	-do-
3/99		19.43 *	-do-
3/99		8.78 *	-do-
3/99		6.68 *	-do-
3/99		10.89 *	-do-
3/99		16.68 *	-do-

-----  
Information for 1998-99 not received (September 1999)

STATEMENT OF COMMITMENTS - LIST OF  
Rs. 25 Lakhs And Above

Sl No	Name Of Project	Cost of Work & Sanction Order No. (Rs. in lakhs)	Date Of Commencement
(1)	(2)	(3)	(4)
192.	Constn.of road from None to Marangching upto Pungam (SH: E/W in formation cutting and C/D works)	Rs.31.11 W/BMS/310-151/TML/41-25 05-03-97	19-03-97
193.	Constn.of road from Khunphung to Lamta (SH: E/W in formation cutting from 0-20km)	Rs.38.18 W/BMS/310-141/TML/41-22 07-03-97	26-03-97
194.	Constn.of road lfrom Jhunphung to Lamta (SH: E/W in formation cutting from 20-50 kms)	Rs.47.23 W/BMS/310-153/TML/41-26 28-02-97	21-04-97
195.	Khunphung to Phakong via Inam 0-40 km (SH: E/W in formation cutting 0-43.23 km)	Rs.65.02 W/BMS/310-168/TML/41-29 06-03-97	20-03-97
I.V.R. BRIDGES (BMS)			
197.	Constn.of B/bridge over Iyei river at New Lukhambi on None Haochong road.	Rs.83.36 W/BMS/310-182/TML/41-34 07-03-97	14-03-97
198.	Constn.of B/bridge S/bridge between Bamgaijang to Zaillet 400m span.	Rs.179.14 W/BMS/310-167/TML/41-29 07-03-97	14-03-97
199.	Constn.of B/bridge over Irang between Nungnang and Awang Khul 50m (SH: Assembly Errection and Lanching of B/bridge 170' DDR type Span)	Rs.98.58 W/BMS/310-186/TML/41-37 07-03-97	14-03-97
CHANDEL DIVISION OTHER DISTRICT ROADS (BMS)			
200.	Constn.of Chakpikarong Mombi road (Phase-I)	Rs.29.43 W/BMS/310-82/CDL/28-15 29-02-97	-----
201.	-do- -do- (Phse-II)	Rs.29.56 W/BMS/310-36/CDL/28-7 01-03-97	-----
202.	Constn.of Chandel Vomku road (Phase-II)	Rs.29.64 W/BMS/310-18/CDL/28-4 04-03-97	-----

DIX-II - Contd.

INCOMPLETE CAPITAL WORKS COSTING  
As On 31-03-1999

Target Date Of Completion	Revised Cost (if any) (Rs. In Lakhs)	Expenditure upto 31-03-98 (Rs. In Lakhs)	Remarks
(5)	(6)	(7)	(8)
3/99		21.62 *	-do-
3/99	38.18	27.85 *	-do-
3/99	47.23	3.29 *	-do-
3/99	65.02	6.54 *	-do-
3/99		61.70 *	W/progress.
3/99		87.01 *	-do-
3/99		69.52 *	-do-

-----  
 information for 1998-99 not received (September 1999)

STATEMENT OF COMMITMENTS - LIST OF  
Rs. 25 Lakhs And Above

Sl No	Name Of Project	Cost of Work & Sanction Order No. (Rs. in lakhs)	Date Of Commencement
(1)	(2)	(3)	(4)
INTER VILLAGE ROADS (BMS)			
203.	Constn.of Heirok to Machi via karongthel.	Rs.29.98 W/BMS/310-141/CDL/28-1 01-03-97	...
204.	Constn.of Tuisem to Machi Gate via Tuinem and kangoikhullen.	Rs.29.50 W/BMS/310-118/CDL/28-26 01-03-97	...
205.	Constn.of Thabi Keithel to Sansak road via Parengtong	Rs.29.82 W/BMS/310-93/CDL28-23 01-03-97	...
STATE CAPITAL PROJECT			
206.	Constn.of Assembly and High Court Complex at Chingmeirong.	(i) Rs. 50.00 <u>No.1/15/95-MAHUD(Project)</u> dt. 27/3/97	19/06/96 (date of deposit by Treasury Challan)
		(ii) <u>Rs. 30.00</u> <u>No.1/55/95-MAHUD(Project)pt</u> dt. 22/3/97	31/03/97 (date of deposit by Treasury Challan )
207.	Development of Ningthem Pukhri	(i) <u>Rs.35.42</u> <u>No.1/7/94-MAHUD(project)</u> dt.2/1/97	31/06/96 (date of deposit by Treasury Challan)
		(ii) <u>Rs.78.43</u> <u>No.1/7/94-MAHUD(project)</u> dt.22/1/97	31/06/96 (date of deposit by Treasury Challan )



DIX-II - Contd.

INCOMPLETE CAPITAL WORKS COSTING  
As On 31-03-1999

Target Date Of Completion	Revised Cost (if any) (Rs. In Lakhs)	Expenditure upto 31-03-98 (Rs. In Lakhs)	Remarks
(5)	(6)	(7)	(8)

-	-	Rs. 2.80*	The work is implemented through the State PWD. The execution of the works has been held up on complex site at Chingmeirong has not been handed over by the A.R. occupying it. The Director of MAHUD has requested the E.E. concerned.
---	---	-----------	---

-	-	Rs.8.68 *	
---	---	-----------	--

-	-		Building Task Force Divn., PWD, Manipur to furnish the Financial and Physical progress report in respect of Ningthem Pukhri has not yet been submitted.
---	---	--	---

STATEMENT OF COMMITMENTS - LIST OF  
Rs. 25 Lakhs and Above

Sl No	Name Of Project	Cost of Work & Sanction Order No. (Rs. in lakhs)	Date Of Commencement
(1)	(2)	(3)	(4)
208.	RWS. Scheme at Keikhu Phase-I	Rs.28.33 No.7/216/97-PHE 31-03-97	01-04-97
209.	-do - at Tellou	Rs.28.65 No.7/217/97-PHE 31-03-97	01-04-97
210.	Ret. of Phayeng W/S. Scheme	Rs.29.84 No.7/215/97-PHE 31-03-97	01-04-97
211.	RWS Scheme at Laphupat Tera	Rs.28.34 No.7/210/97-PHE 31-03-97	01-04-97
212.	Procurement of ITH-5 Drilling -Reg.	Rs.29.98 No.7/218/97-PHE 27-03-97	01-04-97
213.	Reh. of Langmeidong W/S. Scheme W/S. Scheme	Rs.29.64 No.7/227/97-PHE 31-03-97	01-04-97
214.	Aug. of Kamjong W/S. Scheme	Rs.82.33 No.7/177/96-PHE 02-01-97	02-01-97
215.	Impvt. of W/S Scheme at Nungba	Rs.51.31 No.7/207/97-PHE 31-03-97	01-04-97
216.	ARWS Scheme at Sagoltongba	Rs.27.70 No.7/211/97-PHE 31-03-97	01-04-97
217.	RWS. Scheme at Kang Samaram	Rs.40.00 No.7/ 88/87-PHE 23-02-88	01-03-88
218.	-do-Heirok P-I & Part-II	Rs.38.44 No.7/104/91-PHE 23-03-96	01-04-96
219.	-do- Irum Turel	Rs.28.85 No.7/ 95/87-PHE 25-03-88	01-04-88

DIX

INCOMPLETE CAPITAL WORKS COSTING  
As On 31-03-1999

Target Date Of Completion (5)	Revised Cost (if any) (Rs. In Lakhs) (6)	Expenditure upto date		Remarks (9)
		03/97 (7)	03/98 (8)	
31-03-98	- -	4.19	7.00 *	
01-03-98	- -	...	8.00 *	
01-03-99	- -	...	10.00 *	
01-03-98	- -	...	25.00 *	
01-03-98	- -	--	25.00 *	
31-03-98	- -	22.82	3.00 *	
31-03-98	- -	46.30	29.50 *	
31-03-98	- -	2.63	31.00 *	
01-03-99	- -	...	12.00 *	
31-03-98	- -	18.35	15.00 *	
31-03-98	- -	29.72	5.00 *	
31-03-98	- -	...	3.00 *	

-----  
Information for 1998-99 not received (September 1999)

**STATEMENT OF COMMITMENTS - LIST OF  
Rs. 25 Lakhs And Above**

Sl No	Name Of Project	Cost of Work & Sanction Order No. (Rs. in lakhs)	Date Of Commencement
(1)	(2)	(3)	(4)
220.	Extn. of Pipe Line to Wabagai Kadajit Thingel Leikai & Parts of Tera Urak	Rs.34.12 No.7/ 94/95-PHE(R-26) 28-03-96	01-04-96
221.	Aug. of W/S. Scheme Pallel	Rs.41.07 No.7/ 90/95-PHE 20-02-96	01-03-96
222.	RWS. Scheme at Khangbok Phase-III	Rs.26.80 No.Sectt/PHE/RWS/92-93/39 22-03-93	01-04-93
223.	-do- Kwakta	Rs.34.20 No.7/ 47/89-PHE 28-03-90	01-04-96
224.	-do- Wangoo Laikhong Phase-I	Rs.28.69 No.7/ 42/96-PHE(R-58) 30-03-96	01-04-97
225.	RWS Scheme at Sendra	Rs.45.03 No.7/ 98/90-PHE 20-03-91	01-04-91
226.	-do- at Tulihal Muslim	Rs.50.00 No.5/ 68/88-PHE 18-03-89	01-04-89
227.	Extn. of Pipe Line at Leimaching	Rs.26.68 No.7/122/96-PHE 30-03-96	01-04-96
228.	RWS. Scheme at Takhel Sanjenbam	Rs.28.32 No.7/ 37/88-PHE 21-03-89	01-04-89
229.	Extn. of W/S. Scheme at Ningomthong Kitnapanung	Rs.40.40 No.7/108/91-PHE 23-03-92	01-04-92
230.	Impvt. of Kiyamgei Bashikhong	Rs.48.44 No.7/106/96-PHE(R-29) 30-03-96	01-04-98
231.	-do- Lokchao Tenglok Scheme	Rs.41.78 No.7/143/96-PHE(R-59) 30-03-96	01-04-96

## DIX-II -Contd.

INCOMPLETE CAPITAL WORKS COSTING  
As On 31-03-1999

Target Date Of Completion (5)	Revised Cost (if any) (Rs. In Lakhs) (6)	Expenditure upto date		Remarks (9)
		03/97 (7)	03/99 (8)	
31-03-97	- -	3.80	4.00 *	
31-03-97	- -	...	4.00 *	
31-03-98	- -	4.50	2.00 *	
31-03-98	- -	48.93	4.00 *	
31-03-98	- -	...	8.00 *	
31-03-98	- -	57.40	0.50 *	
01-03-98	- -	45.10	4.50 *	
01-03-98	- -	8.28	6.00 *	
01-03-98	- -	25.98	4.00 *	
01-03-98	- -	34.38	5.00 *	
01-03-98	- -	26.39	4.00 *	
01-03-98	- -	31.35	3.00 *	

-----  
Information for 1998-99 not received (September 1999)

**STATEMENT OF COMMITMENTS - LIST OF**  
Rs. 25 Lakhs And Above

Sl No	Name Of Project	Cost of Work & Sanction Order No. (Rs. in lakhs)	Date Of Commencement
(1)	(2)	(3)	(4)
232.	Exploration & Drilling of Tube well in village 100 Nos. (in valley) with mud pump Ph-II	Rs.70.13 No.7/ 75/89-PHE 31-03-90	01-04-90
233.	ARWS Scheme at Gangapat	Rs.63.27 No.7/123/96-PHE (R-3) 30-03-96	01-04-96
234.	ARWS. Scheme at Tairenpokpi, Palangsoi & Atong Khuman	Rs.25.58 No.7/139/96-PHE 30-03-96	01-04-96
235.	Aug. of Mayang Imphal W/S Scheme	Rs.26.34 No.7/222/97-PHE 31-03-97	02-05-97
	W/S Maintenance Divn. PHED Manipur, (URBAN)		
236.	Constn. of Clear Water reservoir at (i) Langjing capacity 1.00 lakhs gallons, (ii) at Iroisemba capacity 4.00 lakhs gallons	Rs.45.00 No.7/73/95-PHE (R-8) 30-03-96	30-03-96
237.	Aug. of Langol Water Supply Scheme	Rs.28.95 No.7/53/95-PHE (U-2) 24-01-96	24-01-96
238.	Constn. of ground sump with pump house & at Bamon Leikai Near Thumuthong Bridge i/c. pipe line	Rs.26.20 No.7/95/PHE/95 (R-2) 27-03-96	27-03-96
239.	Constn. of Zonal reservoir at Lalabung i/c. clear water main capacity 1.00 lakhs gallons	Rs.79.34 No.7/180/96 (U-3) 06-03-97	06-03-97

## DIX-II -Contd.

INCOMPLETE CAPITAL WORKS COSTING  
As On 31-03-1999

Target Date Of Completion	Revised Cost (if any) (Rs. In Lakhs)	Expenditure upto date		Remarks
(5)	(6)	03/97	03/98	(8)
01-03-98	- -	73.84	0.50 *	
01-03-98	- -	34.75	12.70 *	
01-03-98	- -	0.72	15.00 *	
12/99	- -		12.28 *	Work in progress
30-03-98	- -		20.04 *	
			27.38 *	
24-01-98	- -		5.85 *	
27-03-96	- -		44.55 *	
06-03-97	- -		68.65 *	

**STATEMENT OF COMMITMENTS - LIST OF  
Rs. 25 Lakhs And Above**

Sl No	Name Of Project	Cost of Work & Sanction Order No. (Rs. in lakhs)	Date Of Commencement
(1)	(2)	(3)	(4)
240.	Water supply system for the Sports complex at Khuman Lampak	Rs.173.12 No.7/171/86-PHE(U-I) 15-11-96	15-11-96
241.	Constn. of over head reservoir at Khwairamband Bazar Phase-II	Rs.72.65 No.7/190/97-PHE 27-03-97	27-03-97
242.	Improvement of Ningthempukhri over head Tank	Rs.25.84 No.7/45/95/PHED(U3) 16-02-96	16-02-96
243.	Aug. of Imphal Water Supply tapping of ground water from Potsangbam (SH:- Laying of distribution Line)	Rs.29.94 No.7/119/96-PHE(U-27) 27-03-96	27-03-96
244.	Replacement of Old & work out pipe i/c constn. Manovation of crossing etc.	Rs.80.00 No.7/104/96-PHE(U-21) 30-03-96	30-03-96
	a) Leimakhong to Kangchup (New Water main)	Rs.134.92 No.7/ 75/95-PHE(U-14) 26-03-96	26-03-96
	b) Kangchup to Imphal (Clear Water main)		
245.	Providing Diesel Pumpsets (Standly) for important water supply scheme at Imphal Water Supply System	Rs.41.43 No.7/108/96-PHE(U-23) 30-03-96	30-03-96
	Project Constn. Divn. (URBAN)		
246.	Constn. of 3 Nos. of Overhead Tank 1 lakh gallon cap. each with staging & ground sumps at Imphal	Rs.51.65 No.7/ 87/84-PHE 18-02-85	18-02-86
247.	Aug. of Porompat Water Supply Scheme (Phase-II)	Rs.264.50 No.7/5/90-PHE 14-03-91	14-03-91
248.	Aug. of Imphal Water Supply by tapping of ground water from Potsangbam 1.50mgd. (Ph-I)	Rs.287.00 No.7/26/94-PHE 03-08-96	03-08-96



DIX-II Contd.

**INCOMPLETE CAPITAL WORKS COSTING  
AS ON 31-03-1999**

Target Date Of Completion	Revised Cost (if any) (Rs. In Lakhs)	Expenditure upto date 03/98	Remarks
(5)	(6)	(7)	(8)
31-03-98	253.04	307.01 *	
27-03-99	- -	13.51 *	
16-02-98	- -	0.71 *	
27-03-96	- -	18.29 *	
30-03-98	- -	12.40 *	
26-03-98	- -	66.85 *	
30-03-98	- -	21.19 *	
18-02-86	72.80	69.00 *	
...	550.00	526.58 *	Work in progress
03-08-96	- -	285.76 *	

**STATEMENT OF COMMITMENTS - LIST OF  
Rs. 25 Lakhs And Above**

Sl No	Name Of Project	Cost of Work & Sanction Order No. (Rs. in lakhs)	Date Of Commencement
(1)	(2)	(3)	(4)
249.	Aug. of Imphal Water Supply by tapping of ground water from Potsangbam & Sekmai area (Phase-II) 1.50 mgd.	Rs.320.26 7/107/96-PHE(U-22) 25-03-96	Not yet
	Drainage & Sewerage Divn. No.I P.H.E.D. (URBAN)		
250.	Constn. of Drainage System under Nambul Basin Ph-I Stage-II(A)	Rs.73.92 No.7/5/91-PHE 23-05-91	29-05-92
251.	Constn. of Drainage System under Nambul Basin Ph-I Stage-II(B)	Rs.48.18 Sectt/PHE/DRG/92-93/5 30-03-96	30-03-96
252.	-do- Stage-II(C)	Rs.32.38 No.7/62/95-PHE(U-II) 23-03-96	23-03-96
253.	Waishel Basin Ph-I(A)	Rs.85.69 No.7/3/91-PHE 23-05-91	23-05-91
254.	-do- Ph-I Stage-I(B)	Rs.41.37 Sectt/PHE/DRG/92-93/51 30-03-96	30-03-96
255.	-do- Ph-I Stage-I(C)	Rs.25.18 No.7/63/93-PHE(U-12) 20-02-96	20-02-96
256.	Constn. of Low Cost Latrine (i) Thoubal Town	Rs.37.35 No.7/117/87-PHE 24-03-86	24-03-86
257.	(ii) Nambol	Rs.29.28 No.7/11/89-PHE 28-03-88	28-03-88

DIX-II Contd.

INCOMPLETE CAPITAL WORKS COSTING  
AS ON 31-03-1999

Target Date Of Completion (5)	Revised Cost (if any) (Rs. In Lakhs) (6)	Expenditure upto date 03/98 (7)	Remarks (8)
...	- -	...	Work not yet started
29-05-92	- -	87.94 *	
30-03-99	...	51.51 *	
23-03-99	- -	13.08 *	
23-05-92	- -	73.43 *	
30-03-99	- -	42.36 *	
20-02-99	- -	10.93 *	
24-03-88	- -	19.85 *	
28-03-90	- -	14.52 *	

**STATEMENT OF COMMITMENTS - LIST OF  
Rs. 25 Lakhs And Above**

Sl No	Name Of Project	Cost of Work & Sanction Order No. (Rs. in lakhs)	Date Of Commencement
(1)	(2)	(3)	(4)
Drainage & Sewerage Divn. No.II P.H.E.D. (URBAN)			
258.	Implementation of Drainage System in Greater Imphal area under Kongba Basin Stage-I(A)	Rs.64.60 Sectt/PHE/YDS/92-93/35 31-03-93	31-03-93
259.	-do- Stage-I(B)	Rs.38.25 Sectt/PHE/RWS/92-93/52 30-03-94	30-03-94
260.	- do - Stage-I/C	Rs.40.85 No.7/64/95-PHE(U-13) 30-03-96	30-03-96
261.	- do - Stage-I/D	Rs.52.30 7/193/97-PHE 31-03-97	31-03-97
262.	Implementation of Drainage System in Greater Imphal area under Imphal Basin (i) StageI/B	Rs.28.71 Sectt/PHE/RWS/92-93/51 30-03-96	30-03-96
	(ii) Stage-I/C	Rs.30.18 No.7/60/95-PHE(U-9) 30-03-96	30-03-96
263.	-do- under Chandranadi Basin	Rs.42.26 Sectt/PHE/RWS/92-93/49 30-03-96	30-03-96
264.	RWS. Scheme at Keikhu Phase-I	Rs.28.33 No.7/216/97-PHE 31-03-97	01-04-97
265.	-do- at Tellou	Rs.28.65 No.7/217/97-PHE 31-03-97	01-04-97

## DIX-II Contd.

## INCOMPLETE CAPITAL WORKS COSTING

As On 31-03-1999

Target Date Of Completion (5)	Revised Cost (if any) (Rs. In Lakhs) (6)	Expenditure upto date 03/99 (7)	Remarks (8)
31-03-95	...	99.49 *	
30-03-97	...	55.96 *	
30-03-99	....	16.39 *	
31-03-2000	- -	10.11 *	
30-03-99	- -	64.72 *	
30-03-99	- -	11.71 *	
30-03-98	...	14.89 *	
31-03-98	- -	11.19 *	
01-03-98	- -	8.00 *	

-----  
 nformation for 1998-99 not received (September 1999)

STATEMENT OF COMMITMENTS - LIST OF  
Rs. 25 Lakhs And Above

Sl No	Name Of Project	Cost of Work & Sanction Order No. (Rs. in lakhs)	Date Of Commencement
(1)	(2)	(3)	(4)
266.	Reh. of Phayeng W/S Scheme	Rs.29.84 No.7/215/97-PHE 31-03-97	01-04-97
267.	Procurement of ITH-5 Drilling Rig.	Rs.29.98 No.7/218/97-PHE 27-03-97	01-04-97
268.	Aug. of Mamjong W/S Scheme	Rs.82.33 No.7/177/96-PHE 02-02-97	02-01-97
269.	Impvt. of W/S. Scheme at Nungba	Rs.51.31 No.7/207/97-PHE 31-03-97	01-04-97
270.	ARWS. Scheme at Sagoltongba	Rs.27.70 No.7/211/97-PHE 31-03-97	01-04-97
271.	RWS. Scheme at Kang Samaram	Rs.40.00 No.7/88/87-PHE 23-02-88	01-03-88
272.	- do - Heirok P-I & Part-II	Rs.38.44 7/104/91-PHE 23-03-96	01-04-96
273.	- do - Irum Turel	Rs.28.85 No.7/95/87-PHE 25-03-88	01-04-88
274.	Extn. of pipe line to Wabagai Kadajit Thingel Leikai & parts of Tera Urak	Rs.34.12 No.7/94/95-PHE 28-03-96	01-04-96
275.	Aug. of W/S. Scheme at Pallel	Rs.41.07 No. 7/90/95-PHE 20-02-96	01-03-96
276.	RWS. Scheme at Khangbok Part-III	Rs.26.80 Sectt/PHE/RWS/92-93/39 22-03-93	01-04-93
277.	-do- at Kwakta	Rs.34.20 No.7/47/89/-PHE 28-03-90	01-04-96

## DIX-II Contd.

**INCOMPLETE CAPITAL WORKS COSTING**  
 As On 31-03-1999

Target Date Of Completion (5)	Revised Cost (if any) (Rs. In Lakhs) (6)	Expenditure upto date 03/99 (7)	Remarks (8)
01-03-99	- -	10.00 *	
01-03-98	- -	25.00 *	
31-03-98	- -	75.80 *	
31-03-98	...	33.63 *	
01-03-99	...	12.00 *	
31-03-98	....	33.35 *	
31-03-98	- -	34.72 *	
31-03-98	- -	3.00 *	
31-03-97	- -	7.80 *	
31-03-97	...	4.00 *	
31-03-98	- -	6.50 *	
31-03-98	- -	52.93 *	

-----  
 Information for 1998-99 not received (September 1999)

**STATEMENT OF COMMITMENTS - LIST OF  
Rs. 25 Lakhs and Above**

Sl No	Name Of Project	Cost of Work & Sanction Order No. (Rs. in lakhs)	Date Of Commencement
(1)	(2)	(3)	(4)
278.	- do - Wangoo Laikhong Phase-I	Rs.28.69 No.7/142/96-PHE:(R-58) 30-03-96	01-04-96
279.	RWS. Scheme at Sendra	Rs.45.03 No.7/98/90-PHE 20-03-91	01-04-91
280.	-do- at Tuliha Muslim	Rs.50.00 No.7/68/88-PHE 18-03-89	01-04-89
281.	Extn. of Pipe line at Leimaching	Rs.26.68 No.7/122/96-PHE 30-03-96	01-04-96
282.	RWS. Scheme at Takhel Sanjenbam	Rs.28.32 No.7/37/88-PHE 21-03-89	01-04-89
283.	Extn. of W/S. Scheme at Ningomthong Kitnapanung	Rs.40.40 No.7/106/91-PHE 23-03-92	01-04-92
284.	Impvt. of Kiyamgei Bashikhong	Rs.48.44 7/106/96-PHE(R-29) 30-03-96	01-04-96
285.	- do - Lokchao Tenglok Scheme	Rs.41.78 No.7/143/96-PHE(R-59) 30-03-96	01-04-96
286.	Exploration & Drilling of Tube Well in village 100 Nos (in valley) with mud pump Ph-II	Rs.70.13 No.7/75/89-PHE 31-03-90	01-04-90
287.	ARWS. Scheme at Gangapat	Rs.63.27 No. 7/123/96-PHE(R-39) 30-03-96	01-04-96
288.	ARWS Scheme at Tairenpokpi Palangsoi and Atong Khuman	Rs.25.58 No.7/139/96-PHE 30-03-96	01-04-96



## DIX-II Contd.

INCOMPLETE CAPITAL WORKS COSTING  
As On 31-03-1999

Target Date Of Completion (5)	Revised Cost (if any) (Rs. In Lakhs) (6)	Expenditure upto date 03/99 (7)	Remarks (8)
31-03-98	- -	8.00 *	
31-03-98	- -	57.90 *	
01-03-98	- -	49.60 *	
01-03-98	...	14.28 *	
01-03-98	...	4.98 *	
01-03-98	....	39.38 *	
01-03-98	- -	30.39 *	
01-03-98	- -	34.35 *	
01-03-98	- -	74.30 *	
01-03-98	...	47.45 *	
01-03-98	- -	15.72 *	

-----  
Information for 1998-99 not received (September 1999)

**STATEMENT OF COMMITMENTS - LIST OF  
Rs. 25 Lakhs And Above**

Sl No	Name Of Project	Cost of Work & Sanction Order No. (Rs. in lakhs)	Date Of Commencement
(1)	(2)	(3)	(4)
289.	Director, Education(S) Constn. of 113 Teacher Quarters /School Building under Basic Minimum Services 1996-97.	Rs.169.49 No.25(3)/1/97-SE (S)/BMS 27-03-97	From the date of release of Fund by the Government
290.	Director, Youth Affairs &Sports Constn. of VIP Galllery & General Gallery for Sports at Khuman Lampak	Rs.935.44 No.21/III/93-W 31-03-92	VIP Gallery June 1989 General Gallery September' 92
291.	Director, Youth Affairs &Sports Constn. of Main partition Wall to General Gallery	Rs.127.99 No.26/91/95-W 30-03-96	July 1996
292.	Director, Youth Affairs &Sports Constn. of 8-Lane Synthetic Tracks	Rs.273.30 No.26/89/85-W 21-03-96	-----
293.	Director, Youth Affairs &Sports Constn. of Segregation Fencing to the Main Play Field	Rs.41.02 No.26/17/96-W 12-08-96	May 1997
294.	Director, Youth Affairs &Sports Constn. of Gallery for Astroturf Hockey Field	Rs.356.00 No.26/71/95-W Dated NIL	July 1996
295.	Director, Youth Affairs &Sports Constn. of Hockey Field (SH: Sub-base constn. of providing & installation of Synthetic Astroturf )	Rs.241.63 No.26/12/95-W 10-10-95	December '95
296.	Director, Youth Affairs &Sports Constn. of Segregation Fencing to Hockey Field	Rs.25.45 No.26/18/96-W 12-08-96	-----
297.	Director, Youth Affairs &Sports Constn. of Practice Hoceky Field	Rs.71.46 No.26/88/95-W 14-03-96	June 1996
298.	Director, Youth Affairs &Sports Constn. of Quarters for Coaches & Managers	Rs.66.70 No.26/13/95-W 27-04-95	December '95
299.	Director, Youth Affairs &Sports Constn. of Internal Approach Road.	Rs.287.55 No.26/19/95-W 26-12-95	June 1996

## DIX-II Contd.

## INCOMPLETE CAPITAL WORKS COSTING

As On 31-03-1999

Target Date Of Completion	Revised Cost (if any) (Rs. In Lakhs)	Expenditure upto date 03/99	Remarks
(5)	(6)	(7)	(8)
Within 3 months from the date of release of Fund	Dose not arise	Nil	The amount was deposited to Govt. Acct. 8449-Other Deposits.
March 1998	1350.00	1250.97 *	
September 97	140.73	108.32 *	
March 1998	300.63 *	...	Tender under scrutiny
December 1997	45.12	...	
December 1997	381.60	225.60 *	
March 1998	265.79	76.98 *	
December 1997	28.00	...	Tender under scrutiny
June 1997	78.60	81.34 *	
June 1997	73.37	69.41 *	
December 1997	316.64	127.52 *	

Information for 1998-99 not received (September 1999)

**STATEMENT OF COMMITMENTS - LIST OF  
Rs. 25 Lakhs And Above**

Sl No	Name Of Project	Cost of Work & Sanction Order No. (Rs. in lakhs)	Date Of Commencement
(1)	(2)	(3)	(4)
300.	Director, Youth Affairs & Sports Constn. of Cycle Veleldrome	Rs.282.00 No.8/12/94-YAS/S 20-03-95	December '95
301.	Director, Education(S) Constn. of Indoor Stadium	Rs.348.00 No.26/55/95-W 27-12-95	September 1996
302.	Director, Youth Affairs & Sports Constn. of Swimming and Diving Pool	Rs.635.00 No.26/5/96-W 09-08-96	September 1996
303.	Director, Youth Affairs & Sports Constn. of 100 Bedded Hostel	Rs.144.14 No.26/24/96-W 07-11-96	March 1997
304.	Director, Youth Affairs & Sports Constn. of Drainage System for Sports Complex	Rs.327.25 No.26/80/96-W 30-03-96	September 1996
305.	Director, Youth Affairs & Sports Constn. of Parking and Land Development	Rs.115.00 No.26/19/96-W 12-08-96	September 1996
306.	Director, Youth Affairs & Sports Constn. of 400M Running track i/c. Provision of Cricket field	Rs.136.86 No.26/1/96-W 30-05-96	July 1996
307.	Director, Youth Affairs & Sports Constn. of 4 Nos. of Barrack (30 Cap.) 4 Nos. of Barrack (15 cap.) 8 Nos. of Watch Tower and 8 Nos. of Kitchen.	Rs.144.00 No.26/1/96-W 12-08-96	June 1997
308.	Director, Youth Affairs & Sports Constn. of Compound Fencing on Northern, Eastern, Southern sides of sports complex.	Rs.106.60 No.26/25/95-W 07-11-96	April 1997

## DIX-II Contd.

INCOMPLETE CAPITAL WORKS COSTING  
As On 31-03-1999

Target Date Of Completion	Revised Cost (if any) (Rs. In Lakhs)	Expenditure upto date 03/99	Remarks
(5)	(6)	(7)	(8)
June 1998	310.22	195.09 *	80% to be completed during 1997-98
June 1998	1044.00 No.26/119/95-W 30-08-96	225.61 *	
June 1998	699.00	188.85 *	
June 1998	157.30	52.20 *	
December 1997	370.70	73.33 *	
December 1997	126.50	57.75 *	
September 1997	153.00	120.37 *	
March 1998	158.00	...	
December 1997	117.26 *	...	

**STATEMENT OF COMMITMENTS - LIST OF**  
Rs. 25 Lakhs And Above

Sl No	Name Of Project	Cost of Work & Sanction Order No. (Rs. in lakhs)	Date Of Commencement
(1)	(2)	(3)	(4)
309.	Director, SCERT. Manipur Kakching DIET - 2 Nos.	Rs.75.28 No.7/16/87-S/SE 31-03-97	November '97
310.	Director, SCERT. Manipur Churachandpur DIET - 8 Nos.	Rs.49.00 No.7/16/87-S/SE 31-03-97	Institute Bldg. one -June'94 Ladies Hostel one -Nov.'95 Gents' Hostel one & 5 Qtrs.
311.	Director, SCERT. Manipur Moirang DIET 12- Nos.	Rs.98.57 No.4/12/96-FR(Pt-1) 07-08-96	February 1997
312.	Director, SCERT, Manipur Senapati DIET -13 Nos.	Rs.98.57 No.4/12/96-FR(Pt-1) 07-08-96	May be started in Nov. 97.
313.	Director, SCERT, Manipur Ukhrul DIET - 13 Nos.	Rs.55.00 No.7/34/96-S/SCERT 12-03-97	- do -
314.	Director, SCERT, Manipur Tamenglong DIET -13 Nos.	Rs.55.00 No.7/34/96-S/SCERT 12-03-97	- do -
315.	Director, SCERT, Manipur Chandel DIET -13 Nos.	Rs.55.00 No.7/34/96-S/SCERT 12-03-97	- do -
316.	Director, Sericulture Deptt. Constn. of Type Qtr. 1 No. each at Chandel	Rs.36.07 No.26/70/92-W 27-03-92	-----
317.	Director, Sericulture Deptt. Constn. of Type-II Qtr. for Seri. (SH: Constn. of T-II 2 Nos. of Thoubal)	Rs.25.43 No.26/78/91-W 27-08-92	-----
318.	Director, Arts & Culture Deptt. Imprv. of Khongjom War Memorial complex at Khongjom (SH: Constn of Pedestral & Car Park.)	Rs.26.87 No.26/101/95-W 21-03-96	March 1996

## DIX-II Contd.

**INCOMPLETE CAPITAL WORKS COSTING**  
 As On 31-03-1999

Target Date Of Completion	Revised Cost (if any) (Rs. In Lakhs)	Expenditure upto date 03/98	Remarks
(5)	(6)	(7)	(8)
November 1998	For the incomplete work vide RE of GOI DO No.F.43-I/93-TE-II dated 15-09-1994		
To start when law & order is settled.	...	...	
1997-98	- do -	...	The constn. Agency has been requested to submit upto date Exp. statement
Within 1 yr. from the date of commencement	- do -		
- do -	- do -		
- do -	- do -		
- do -	- do -		
	10.71	0.15 *	Not completed
	3.75	2.95 *	Not yet completed
	35.00	13.47 *	

-----  
 information for 1998-99 not received (September 1999)

**STATEMENT OF COMMITMENTS - LIST OF  
Rs. 25 Lakhs And Above**

Sl No	Name Of Project	Cost of Work & Sanction Order No. (Rs. in lakhs)	Date Of Commencement
(1)	(2)	(3)	(4)
319.	Director, Social Welfare Deptt. Constn. of Office building at Khuman Lampak.	Rs.31.96 No.26/73/84-SW 27-03-84	March 1987
320.	Director, Tourism Deptt. Constn. of Yatri Niwas at Imphal	Rs.35.00 No.3-PYN(4)/96 25-03-96	April 1997
321.	Director, Health Services Constn. of National AIDS Control Cell at Lamphel.	Rs.29.70	1996-97
322.	Director, Health Services Constn. of 2 O.T. Unit on the 2nd. floor at J.N.Hospital Imphal	Rs.28.00 No.26/48/96-W 20-03-91	1996-97
323.	Director, Health Services Churachandpur Dist. -Constn. of Emergency & Casualty Block with link corridor etc. for D.H. at Churachandpur.	Rs.94.71 No.26/60/96-W 29-03-97	1996-97
324.	Director, Health Services Thoubal Dist. -Construction of Haoreibi Makha Leikai CHC.	Rs.63.76 No.26/116/95-W 30-03-96	1996-97
325.	Director, Health Services Ukhrul Dist. - Construction of Kamjong Chassad CHC	Rs.47.46 No.26/61/96-W 29-03-97	1996-97-
326.	TMP, I-E/W (Sh:-Constn. of RMC from RD.11 km. to 12 Kms. i/c. levelling of hill spur from RD .11.27 km. to 11.87 (Ph.I) for the portion from RD.11 km. to 11.54 km.)	Rs.98.08	31-03-1992
327.	- do - Ph-II for the portion from RD.11.54Km. to 12.00Km.	Rs.78.47 No.ACE/TMP/IFC/TS/91-92/1 28-08-91	04-09-92
328.	TMP, I-E/W (Sh:- Constn. of Thoubal RMC from RD.8 km. to 9 kms.)	Rs.31.97 T/S.17.94 No. -do- 29.05.91	16-01-92



## DIX-II Contd.

INCOMPLETE CAPITAL WORKS COSTING  
As On 31-03-1999

Target Date Of Completion	Revised Cost (if any) (Rs. In Lakhs)	Expenditure upto date 03/98	Remarks
(5)	(6)	(7)	(8)
February 1996	47.27	42.85 *	Completed
July 1998	...	15.00 *	
...	...	...	Agency for constn. was given to PDA & money deposited accordingly during 1996-97 but govt. revised the decision & identified PWD as the Agency.
...	30.80	5.94 *	Work being taken up.
...	104.18-	...	Work being taken up
...	70.14	28.43 *	- do -
...	52.16	...	- do -
30-03-94	...	92.70 *	In progress
03-09-95	...	35.51 *	In progress
14-01-94	...	27.48 *	In progress

-----  
Information for 1998-99 not received (September 1999)

**STATEMENT OF COMMITMENTS - LIST OF**  
Rs. 25 Lakhs And Above

Sl No	Name Of Project	Cost of Work & Sanction Order No. (Rs. in lakhs)	Date Of Commencement
(1)	(2)	(3)	(4)
329.	TMP,F-C/D Work (Sh:-Constn. of drainage syphon at RD.9.87 Km. TRMC) Balance work	Rs.45.55 T/S.19.86 No. Se/SW/TC-II/TA-TS/2/91-92/96 19-07-91	05-01-96
330.	TMP,I-E/W (Sh:- Constn. of TRMC from RD. 3Kms. to 5Kms.) Balance work. 3km. to 4 km.	Rs.28.56 T/S.8.85 No. Se/SW/TC-II/TC-TS/88/48 08-12-88	07-05-97
331.	TMP,FCD,Works (Sh:-Constn. of Drainage Syphone at RD-27.112 Km.) across Umangkhong stream	Rs.33.59 No.Se/TC-II/SW/Vol-4/95-96/314 28-07-95	23-07-96
332.	TMP,I-E/W (Sh:- Constn. of Thoubal IMC from RD 26.780 Km. to 27.795 Km.)	Rs.32.11 No.CE/I/SSW/TA-TS/3 04-01-93	16-06-93
333.	TMP(Sh:- Constn. of Spillway, Intakes & Water Conductor System )	Rs.1366.00 No.30/12/79-IMC 21-06-80	27-10-89
334.	Desing, Manufacture, erection, Commissioning of Power Component)	Rs.551.58 - do - - do -	11-07-92
335.	TMP,I-E/W (Sh:- Constn. of TLMC from RD 27.795 to 29.115 Km.)	Rs.25.08 No.SE/TC-II.SW/46/Vol-4/92-93/23-A 28-03-92	16-06-93
336.	TMP, FCD-Works (Sh:- Constn. of Canal syphone at RD 25.818 Km. of IMC across Wangjing river	Rs.93.78 No.SE/TC-II/SW/46/93-94/115 09-12-93	02-09-94
337.	TMP:I-E/W (Sh:- Constn. of LMC from RD.24.438 Km. to 26,870 Km.)	Rs.73.00 No.CE/I/SSW/TA-TS/2 04-01-93	-----
338.	Nambul river Flood Control Project Ph-I	Rs.197.00 No.18/16/84-IFC(I) 03-02-92	1992

## DIX-II Contd.

## INCOMPLETE CAPITAL WORKS COSTING

As On 31-03-1999

Target Date Of Completion	Revised Cost (if any) (Rs. In Lakhs)	Expenditure upto date 03/99	Remarks
(5)	(6)	(7)	(8)
04-01-97	...	13.23 *	In progress
06-05-98	...	14.58 *	In progress
...	...	...	The work could not be started due to change of design and specification of canal and the work of D/S. at RD. 24.418 were also delayed.
15-05-94	...	...	The word could not be started due to non-settlement of land dispute and change of canal design.
31-03-2002	5606.55	929.87 *	...
10-07-94	...	221.01 *	...
15-05-94	...	...	The word could not be started due to non-settlement of land dispute and change of canal design.
In progress	...	10.36 *	The work is in progress and completed 40%.
In progress	...	1.77 *	The work could not be proceeded further due to non-finalisation of land dispute.
2000	1471 (1996)	252.47 *	-----

-----  
 information for 1998-99 not received (September 1999)

**STATEMENT OF COMMITMENTS - LIST OF  
Rs. 25 Lakhs And Above**

Sl No	Name Of Project	Cost of Work & Sanction Order No. (Rs. in lakhs)	Date Of Commencement
(1)	(2)	(3)	(4)
339.	Wangjing River flood Control Project	Rs.118.00 No. - do -	1989
340.	Merakhong river flood control Project	Rs.116.00 No.18/15/84-IFC 05-11-84	1985
341.	- do - Phase-II.	Rs.64.31 No.12/46/91-IFC/7 25-03-92	1992
342.	FCS of Thoubal river from Umangkhong to Kiyam Makha Leikai 8/0 to 11/0 Km.	Rs.430.00 No.12/44/91-IFC(S) 28-03-92	22-07-93
343.	FCS. of Sekmai river from Barrage site to Wabagai bridge (I-Earth work) Ph-II.	Rs.2541.00 No.12/43/91-IFC/4 22-02-92 + No.12/43/91-IFC/4 28-03-92	22-07-93
344.	Constn. of Yatriniwas at Imphal	Rs.35.00 No.7-PYN(4)/96 25-03-96	17-04-97
345.	Constn. of Health Resort at Imphal	Rs.47.90 No.7-PSW(49)/98 29-03-97	17-04-97
346.	Khuga Multipurpose Project	Rs.15 crores No.26/4/80-IFC 12-08-80	1983
347.	Dolaithabi Barrage Project	Rs.18 crores No.15/4/94-IFC(Pt.) 08-08-92	(1) 03-09-93 (2) 29-11-96
348.	Singda Irrigation Project	Rs.3.75 crores No.11-15(i)(19)/72 I&CAD Dt.09-12-74	1975

DIX-II Concl'd.

**INCOMPLETE CAPITAL WORKS COSTING**  
 As On 31-03-1999

Target Date Of Completion	Revised Cost (if any) (Rs. In Lakhs)	Expenditure upto date 03/99	Remarks
(5)	(6)	(7)	(8)
2000	450 (1996)	257.94 *	-----
2000	427.50 (1996)	263.18 *	-----
2000	...	84.67 *	-----
July 1995	...	22.00 *	Revised estimate is being prepared.
July 1995	...	3.00 *	Revised Estimate is being prepared.
one year from the date of award of work	...	15.00 *	
-do-	...	20.00 *	
By the end of 2000-2001	Latest cost Rs.160.00 crores	Rs.1,60.00 crores	In progress
By the end of 2003	Rs.52.91 crores	Rs.11.38 crores	In Progress
2000	Rs.57.69 crores	Rs.56.81 crores	In Progress

 -----  
 Information for 1998-99 not received (September 1999)

