

FINANCE ACCOUNTS

2005-2006

GOVERNMENT OF ORISSA

TABLE OF CONTENTS

	PAGE
<i>Certificate of the Comptroller and Auditor General of India</i>	<i>iii</i>
Introductory	1-3
PART-I - SUMMARISED STATEMENTS	
Statement No.1 - Summary of transactions	6 – 27
Statement No.2 - Capital Outlay-Progressive Capital Outlay to the end of 2005-2006	28 - 35
Statement No.3 - (i) Financial results of Irrigation Works (ii) Financial results of Electricity Schemes	36 - 42
Statement No.4 - Debt position (i) Statement of borrowings (ii) Other obligations (iii) Service of debt	43 – 46
Statement No.5 - Loans and advances by the State Government (i) Statement of loans and advances (ii) Recoveries in arrears	47 – 49
Statement No.6 - Guarantees given by Government for repayment of loans, etc., raised by Statutory Corporations, Government Companies, Joint Stock Companies, Local Bodies, Other Institutions and Private Parties.	50 - 55
Statement No.7 - Cash balances and investment of cash balances	56 – 58
Statement No.8 - Summary of balances under Consolidated Fund, Contingency Fund and Public Account.	59 – 60
PART-II - DETAILED ACCOUNTS AND OTHER STATEMENTS	
A - REVENUE AND EXPENDITURE	
Statement No.9 - Statement of Revenue and Expenditure under different heads expressed as a percentage of total revenue / total expenditure.	63 – 65
Statement No.10 - Statement showing the distribution between charged and voted expenditure.	66
Statement No.11 - Detailed account of Revenue by minor heads	67 – 81
Statement No.12 - Detailed account of Expenditure by minor heads	82 – 137
Statement No.13 - Detailed statement of Capital Expenditure during and to the end of 2005-2006.	138-187
Annexure to Statement No.13 - Statement of Commitments- List of incomplete Capital Works.	188-189

Statement No.14 -	Statement showing details of investments of Government in Statutory Corporations, Government Companies, Other Joint Stock Companies, Co-operative Banks and Societies, etc., upto the end of 2005-2006.	190-215
Statement No.15 -	Statement showing capital and other expenditure (other than on revenue account) to the end of 2005-2006 and the principal sources from which funds were provided for that expenditure.	216-219

B-DEBT, CONTINGENCY FUND AND PUBLIC ACCOUNT

Statement No.16 -	Detailed statement of receipts, disbursements and balances under heads of account relating to Debt, Contingency Fund and Public Account.	223-235
Statement No.17 -	Detailed statement of debt and other interest bearing obligations of Government.	236-239
Annexure to Statement No.17 -	Subsidiary statement of loans in support of Statement No.17	240-248
Statement No.18 -	Detailed statement of loans and advances made by Government.	249-274
Statement No.19 -	Statement showing the details of earmarked balances.	275-279
Annexure to Statement No.19 -	Sinking Funds for Amortisation of loans and Sinking Fund Investment Account..	280-281

APPENDICES

Appendix-I -	Investment of Government at the end of 2003-2004, 2004-2005 and 2005-2006 and the dividend / interest therefrom.	284-285
Appendix-II -	Important cases where details / information are awaited from Departmental / Treasury Officers in connection with reconciliation of balances.	286-291
Appendix-III -	Cases where verification and acceptance of balances have been unduly delayed.	292
Appendix-IV	Details of Grants-in-Aid given by the State Government to the Local Bodies.	293
Appendix-V	Statement Showing Expenditure on Salaries by various Departments/Major Heads during the year 2005-2006	294-299
Appendix-VI	Expenditure on Salaries organised by major heads, during the year 2005-2006	300-304

CERTIFICATE OF THE COMPTROLLER AND AUDITOR GENERAL OF INDIA

This compilation containing the Finance Accounts of the Government of Orissa for the year 2005-2006 presents the accounts of the receipts and outgoings of the Government for the year, together with the financial results disclosed by the revenue and capital accounts, the accounts of the public debt and the liabilities and assets as worked out from the balances recorded in the accounts. The Appropriation Accounts of the Government for the year for Grants and Charged Appropriations, presented separately, supplement this compilation.

These accounts have been prepared and examined under my direction in accordance with the requirements of the Comptroller and Auditor General's (Duties, Powers and Conditions of Service) Act, 1971. According to the best of my information, as a result of audit of these accounts, the accounts now presented read with the observations in this compilation, are correct statements of receipts and outgoings of the Government of Orissa for the year ended 31 March 2006. Points of interest arising out of the study of these accounts as well as test audit conducted during the year or earlier years are contained in my Report(s) being presented separately for the year ended 31 March 2006, Government of Orissa.

New Delhi
The

(**VIJAYENDRA N. KAUL**)
Comptroller and Auditor General of India

INTRODUCTORY

The accounts of Government are kept in the following three parts:-

Part I-Consolidated Fund

Part II-Contingency Fund

Part III-Public Account

In Part-I, namely Consolidated Fund, there are two main divisions, viz.:

- (1) **Revenue-** Consisting of sections for “ Receipt heads (Revenue Account)” and “Expenditure heads (Revenue Account)”
- (2) **Capital, Public Debt, Loans, etc.-** Consisting of sections for Receipt heads(Capital Account), Expenditure heads (Capital Account) and Public Debt, Loans and Advances, etc.

The Revenue division deals with the proceeds of taxation and other receipts classed as revenue and the expenditure met therefrom, the net result of which represents the revenue surplus or deficit for the year.

In capital division, the sections Receipt Heads (Capital Account) deals with receipts of capital nature which cannot be applied as a set-off to Capital expenditure.

The section “Expenditure Heads (Capital Account)” deals with expenditure met usually from borrowed funds with the object of increasing concrete assets of a material and permanent character. It also includes receipts of a capital nature intended to be applied as a set-off against expenditure.

The section “Public Debt, Loans and Advances, etc.” comprises loans raised and their repayments by Government such as “Internal Debt” and “Loans and Advances” made (and their recoveries) by Government. This section also includes certain special type of heads for transactions relating to Appropriation to the ‘Contingency Fund and Inter-State Settlement’.

In Part-II, namely Contingency Fund, of the accounts, the transactions connected with the Contingency Fund established under Article 267 of the Constitution of India are recorded.

In Part-III, namely Public Account, of the accounts, the transactions relating to ‘Debt’(other than those included in Part-I), ‘Deposits,’ ‘Advances’, ‘Remittances’ and ‘Suspense’ are recorded. The transactions under ‘Debt’, ‘Deposits’, and ‘Advances’, in this part are those in respect of which Government incurs a liability to repay the moneys received or has a claim to recover the amounts paid, together with the repayments of the former (‘Debt’ and ‘Deposits’) and the recoveries of the latter (‘Advances’). The transactions relating to ‘Remittances’ and ‘Suspense’ in this part embrace all merely adjusting heads under which appear

such transactions as remittances of cash between treasuries and currency chests, transfers between different accounting circles, etc. The initial debits or credits to these heads will be cleared eventually by corresponding receipts or payments either with the same circle of account or in another account circle.

2. Sectors and Heads of Accounts:- Within each of the sections in Part I mentioned above the transactions are grouped into sectors such as 'Tax Revenue', 'Non-Tax Revenue' and 'Grants-in-aid and Contributions' for the receipt heads (revenue account) and 'General Services', 'Social Services', 'Economic Services' and 'Grants-in-aid and Contributions' for expenditure heads, specific functions or services (such as Education, Sports, Art and Culture, Health and Family Welfare, Water Supply, Sanitation, Housing and Urban Development, etc. in respect of Social Services) are grouped in sectors for expenditure heads. In Part III (Public Account) also, the transactions are grouped into sectors, such as 'Small Savings', 'Provident Funds', 'Reserve Funds', etc. The sectors are sub-divided into major heads of account. In some cases, the sectors are in addition, sub-divided into sub-sectors before their division into major heads of account.

The major heads are divided into sub-major heads in some cases and minor heads, with a number of subordinate heads, generally known as sub-heads. The sub-heads are further divided into detailed heads. Under each of these heads, the expenditure is shown distributed between charged and voted. Sometimes major heads are also divided into sub-major heads before their further division into minor heads. Apart from the sectoral and sub-sectoral classification the Major Heads, Sub-major Heads, Minor Heads, Sub-heads, Detailed Heads and Object Heads together constitute a six-tier arrangement of the classification structure of the Government Account. The major, minor and sub-heads prescribed for the classification of expenditure in the general accounts are not necessarily identical with the grants, sub-heads and other units of allotment which are adopted by the Government for demand for Grants presented to the Parliament or Legislature but in general a certain degree of co-relation is maintained between the demand for Grants and the Finance Accounts.

The Major heads of accounts falling within the sectors for expenditure heads, generally correspond to functions of Government while the minor heads, sub-ordinate to them, identify the programmes undertaken to achieve the objective of the function represented by the major heads. The sub-head represents the scheme, the detailed head the sub-scheme and object head the object level of classification.

3. Coding Pattern-Major Heads

From 1st April 1987a four digit Code has been allotted to the major heads, the first digit indicating whether the major head is a Receipt head or Revenue Expenditure head or Capital Expenditure head or a Loan head.

The first digit of Code for Revenue Receipt head is either '0' or '1'. Adding 2 to the first digit Code of Revenue Receipt head will give the number allotted to corresponding Revenue Expenditure, adding another 2, the Capital Expenditure head, and another 2, the Loan head of Account. For example, for Crop Husbandry code 0401 represents the receipt head, 2401 the Revenue Expenditure head, 4401-Capital Outlay head and 6401 Loan head.

Such a pattern is, however, not relevant for those departments which are not operating Capital/Loan Heads of Accounts e.g. Department of Supply. In a few cases where receipt and expenditure are not heavy, certain functions have been combined under a single Major Head, the functions themselves forming sub-major heads under that Major head.

Sub-Major Heads

A two digit code has been allotted, the codes starting from 01 under each Major Head. Where no sub-major head exists, it is allotted Code '00'. The nomenclature 'General' has been allotted Code '80' so that even after further sub-major heads are introduced the Code for 'General' will continue to remain the last one.

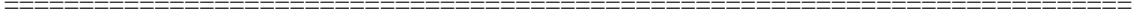
Minor Heads

These have been allotted a three digit code, the codes starting from '001' under each sub-major/ major head (where there is no sub-major head). Codes from '001' to '100' and few codes '750' to '900', have been reserved for certain standard minor heads. The coding pattern for minor heads has been designed in such a way that in respect of certain minor heads having a common nomenclature under many major/sub-major heads, the same three digit code is adopted as far as possible.

Under this schemes of codification, the receipt major heads (Revenue Account) are assigned the block numbers from 0020 to 1606, expenditure major heads (Revenue Account) from 2011 to 3606, expenditure major heads (Capital Account) from 4046 to 5475, major heads under "Public Debt" from 6001 to 6004 and those under "Loans and Advances", "Inter-State Settlement" and "Transfer to Contingency Fund" from 6075 to 7999. The code number 4000 has been assigned for Capital Receipt major head. The only major head (Contingency Fund) in Part II has been assigned the code number 8000. The major heads in the Public Account are assigned the code numbers from 8001 to 8999.

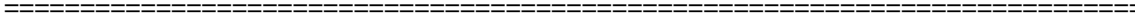
4. The transactions included in these accounts represent mainly the actual cash receipts and disbursements during the financial year April to March as distinguished from amounts due to or from Government during the same period. The cash basis system is, however not entirely suitable for recording the transactions and presenting the true state of affairs of Government commercial undertakings run on commercial principles. The detailed accounts of this class of undertakings are therefore, maintained outside the regular accounts in proper commercial form and are subject to test check by the Indian Audit and Accounts Department.

5. The figures of actuals shown in these accounts are net, after taking into account the recoveries, although the Demands for Grants presented to Legislature and the Appropriation Accounts are for gross expenditure and exclude credits and recoveries which are otherwise taken as reduction of expenditure.



PART I

SUMMARISED STATEMENTS



STATEMENT No. 1 - SUMMARY

Receipts	Actuals	
	2004-2005	2005-2006
1	2	3
	(In lakh of rupees)	
	PART - I - CONSOLIDATED (I) REVENUE	
RECEIPT HEADS		
(Revenue Account)		
A - TAX REVENUE		
<i>(a) Taxes on Income and Expenditure</i>		
0020- Corporation Tax	11,32,09.02	13,46,48.00
0021- Taxes on Income other than Corporation Tax	7,28,80.00	9,49,17.00
0028- Other Taxes on Income and Expenditure	58,79.85	66,18.23
Total (a) - Taxes on Income and Expenditure	19,19,68.87	23,61,83.23
<i>(b) Taxes on property and Capital Transactions</i>		
0029- Land Revenue	1,31,59.20	69,61.84
0030- Stamps and Registration Fees	1,97,87.46	2,36,06.06
0032- Taxes on Wealth	2,49.00	2,65.00
Total (b) - Taxes on property and Capital Transactions	3,31,95.66	3,08,32.90
<i>(c) Taxes on Commodities and Services</i>		
0037- Customs	7,98,83.00	9,50,74.00
0038- Union Excise Duties	11,06,45.00	12,68,76.00
0039- State Excise	3,06,60.87	3,89,32.77
0040- Taxes on Sales, Trades, etc.	24,71,38.84	30,11,72.78
0041- Taxes on Vehicles	3,38,10.58	4,05,85.48
0042- Taxes on Goods and Passengers	3,84,93.21	4,63,33.99
0043- Taxes and Duties on Electricity	2,61,88.84	3,53,13.47
0044- Service Tax	2,11,41.28	3,59,62.00
0045- Other Taxes and Duties on Commodities and Services	22,99.79	6,36.21
Total (c) - Taxes on Commodities and Services	59,02,61.41	72,08,86.70
Total - (A) -Tax Revenue	81,54,25.94	98,79,02.83

OF TRANSACTIONS

Disbursements	Actuals	
	2004-2005	2005-2006
4	5	6
(In lakh of rupees)		
FUND		
EXPENDITURE HEADS		
(Revenue Account)		
A - GENERAL SERVICES		
<i>(a) Organs of State</i>		
2011- Parliament / State / Union Territory Legislatures	8,78.49	9,03.22
2012- President / Vice-President / Governor / Administrator of Union Territories	1,85.12	2,20.70
2013- Council of Ministers	1,82.08	2,51.66
2014- Administration of Justice	68,11.00	68,90.39
2015- Elections	29,48.64	15,10.40
Total (a) - Organs of State	1,10,05.33	97,76.37
<i>(b) Fiscal services</i>		
<i>(ii) Collection of Taxes on Property and Capital Transactions</i>		
2029- Land Revenue	1,05,09.96	1,17,60.19
2030- Stamps and Registration	11,70.37	15,56.11
Total (ii) - Collection of Taxes on Property and Capital Transactions	1,16,80.33	1,33,16.30
<i>(iii) Collection of Taxes on Commodities and Services</i>		
2039- State Excise	13,18.68	13,36.77
2040- Taxes on Sales, Trades, etc.	24.30.21	25,05.47
2041- Taxes on Vehicles	8,90.05	10,35.49
2045- Other Taxes and Duties on Commodities and Services	2,37.74	2,58.55
Total (iii) - Collection of Taxes on Commodities and Services	48,76.68	51,36.28

STATEMENT

PART - I - CONSOLIDATED

Receipts	Actuals	
	2004-2005	2005-2006
1	2	3
	(In lakh of rupees)	
RECEIPT HEADS		
(Revenue Account) - Contd.		
B - NON-TAX REVENUE		
<i>(a) Fiscal Services</i>		
0047- Other Fiscal Services	0.29	0.65
Total (a) - Fiscal Services	0.29	0.65
<i>(b) Interest Receipts, Dividends and Profits</i>		
0049- Interest Receipts	2,49,03.82	2,98,01.90
0050- Dividends and Profits	69,15.21	1,20,59.02
Total - (b) - Interest Receipts, Dividends and Profits	3,18,19.03	4,18,60.92
<i>(c) Other Non-Tax Revenue</i>		
(i) General Services		
0051- Public Service Commission	3.64	2.51
0055- Police	21,24.35	23,05.37
0056- Jails	18.87	29.64
0058- Stationery and Printing	1,32.13	72.75
0059- Public Works	17,05.28	18,22.99
0070- Other Administrative Services	34,17.82	6,97.48
0071- Contributions and Recoveries towards Pension and Other Retirement Benefits	13,89.82	6,63.47
0075- Miscellaneous General Services	31,69.53	7,61.89
Total - (i) General Services	1,19,61.44	63,56.10

No. 1 - Contd.**FUND - Contd.**

Disbursements	Actuals	
	2004-2005	2005-2006
4	5	6
	(In lakh of rupees)	
EXPENDITURE HEADS		
(Revenue Account) - Contd.		
<i>(iv) Other Fiscal Services</i>		
2047- Other Fiscal Services	2,54.98	2,46.39
Total (iv) - Other Fiscal Services	2,54.98	2,46.39
Total (b) - Fiscal Services	1,68,11.99	1,86,98.97
<i>(c) Interest Payment and Servicing of Debt.</i>		
2048- Appropriation for reduction or Avoidance of Debt	7,85,00.00	6,60,07.24
2049- Interest Payments	33,32,02.03	36,97,09.93
Total (c) - Interest Payment and Servicing of Debt	41,17,02.03	43,57,17.17
<i>(d) Administrative Services</i>		
2051- Public Service Commission	2,24.97	2,07.53
2052- Secretariat-General Services	45,77.02	46,86.32
2053- District Administration	42,97.46	45,60.92
2054- Treasury and Accounts Administration	25,06.07	26,12.60
2055- Police	3,93,53.87	4,29,63.31
2056- Jails	27,82.75	29,50.24
2058- Stationery and Printing	17,56.80	19,86.45
2059- Public Works	65,49.53	97,72.59
2070- Other Administrative Services	54,40.59	55,42.74
Total (d) - Administrative Services	6,74,89.06	7,52,82.70
<i>(e) Pensions and Miscellaneous General Services.</i>		
2071- Pensions and Other Retirement Benefits	12,59,79.66	13,38,57.25
2075- Miscellaneous General Services	1,50,61.02	92,33.70
Total (e) - Pensions and Miscellaneous General Services	14,10,40.68	14,30,90.95
Total - A - General Services	64,80,49.09	68,25,66.16

STATEMENT

PART - I - CONSOLIDATED

Receipts	Actuals	
	2004-2005	2005-2006
1	2	3
	(In lakh of rupees)	
RECEIPT HEADS		
(Revenue Account) - Contd.		
(ii) Social Services		
0202- Education, Sports, Art and Culture	15,76.23	42,98.91
0210- Medical and Public Health	12,98.26	9,26.30
0211- Family Welfare	6.05	6.29
0215- Water Supply and Sanitation	25,20.00	29,32.81
0216- Housing	12,25.47	11,89.76
0217- Urban Development	21.58	22.92
0220- Information and Publicity	28.91	69.67
0230- Labour and Employment	3,04.79	3,56.75

No. 1 - Contd.**FUND - Contd.**

Disbursements	Actuals	
	2004-2005	2005-2006
4	5	6
	(In lakh of rupees)	
EXPENDITURE HEADS		
(Revenue Account) - Contd.		
B - SOCIAL SERVICES		
<i>(a) Education, Sports, Art and Culture</i>		
2202-General Education	19,54,76.21	22,61,78.75
2203-Technical Education	21,94.37	26,48.79
2204-Sports and Youth Services	10,68.70	13,87.76
2205-Art and Culture	7,99.85	9,42.22
Total (a) - Education, Sports, Art and Culture	19,95,39.13	23,11,57.52
<i>(b) Health and Family Welfare</i>		
2210-Medical and Public Health	5,36,60.78	3,76,15.67
2211-Family Welfare	90,83.94	74,48.04
Total (b) - Health and Family Welfare	6,27,44.72	4,50,63.71
<i>(c) Water Supply, Sanitation, Housing and Urban Development</i>		
2215-Water Supply and Sanitation	2,28,63.38	3,13,24.47
2216-Housing	57,08.01	79,31.10
2217-Urban Development	36,12.51	57,51.50
Total (c) - Water Supply, Sanitation, Housing and Urban Development	3,21,83.90	4,50,07.07
<i>(d) Information and Broadcasting</i>		
2220-Information and Publicity	11,64.60	12,35.92
Total (d) - Information and Broadcasting	11,64.60	12,35.92
<i>(e) Welfare of Scheduled Castes, Scheduled Tribes, and Other Backward Classes</i>		
2225-Welfare of Scheduled Castes, Scheduled Tribes, and Other Backward Classes	2,41,20.84	3,59,49.32
Total (e) - Welfare of Scheduled Castes, Scheduled Tribes, and Other Backward Classes	2,41,20.84	3,59,49.32
<i>(f) Labour and Labour Welfare</i>		
2230-Labour and Employment	23,01.71	38,37.02
Total (f) - Labour and Labour Welfare	23,01.71	38,37.02

STATEMENT

PART - I - CONSOLIDATED

Receipts	Actuals	
	2004-2005	2005-2006
1	2	3
	(In lakh of rupees)	
RECEIPT HEADS		
(Revenue Account) - Concl'd.		
(ii) Social Services - Concl'd.		
0235- Social Security and Welfare	16.07	36.74
0250- Other Social Services	2,28.38	2,29.33
Total - (ii) - Social Services	72,25.74	1,00,69.48
(iii) Economic Services		
0401- Crop Husbandry	6,64.73	5,85.87
0403- Animal Husbandry	81.91	86.57
0404- Dairy Development	0.02	0.15
0405- Fisheries	2,49.04	2,24.20
0406- Forestry and Wildlife	84,71.79	59,13.45
0408- Food, Storage and Warehousing	0.10	0.38
0415- Agricultural Research and Education	0.01	0.03
0425- Co-operation	2,71.86	2,12.80
0435- Other Agricultural Programmes	1,13.82	1,27.23
0506- Land Reforms	8.89	5.85
0515- Other Rural Development Programmes	21.86	29.56

No. 1 - Contd.**FUND - Contd.**

Disbursements	Actuals	
	2004-2005	2005-2006
4	5	6
	(In lakh of rupees)	
EXPENDITURE HEADS		
(Revenue Account) - Contd.		
B - SOCIAL SERVICES - Concl.		
<i>(g) Social Welfare and Nutrition</i>		
2235- Social Security and Welfare	3,23,66.97	4,00,57.92
2236- Nutrition	1,10,81.33	2,30,57.99
2245- Relief on account of Natural Calamities	3,03,64.68	3,96,54.56
Total (g) - Social Welfare and Nutrition	7,38,12.98	10,27,70.47
<i>(h) Others</i>		
2250-Other Social Services	5,85.38	11,05.47
2251-Secretariat-Social Services	15,86.98	16,45.22
Total (h) - Others	21,72.36	27,50.69
Total - B - Social Services	39,80,40.24	46,77,71.72
C - ECONOMIC SERVICES		
<i>(a) Agriculture and Allied Activities</i>		
2401-Crop Husbandry	1,83,93.93	1,67,96.78
2402-Soil and Water Conservation	53,70.16	65,48.82
2403-Animal Husbandry	79,84.40	79,32.30
2404-Dairy Development	4,52.94	8,21.26
2405-Fisheries	20,76.25	27,22.25
2406-Forestry and Wildlife	81,34.66	1,00,96.71
2408-Food, Storage and Warehousing	53,14.60	55,20.50
2415-Agricultural Research and Education	21,98.08	23,12.29
2425-Co-operation	31,10.10	31,17.56
2435-Other Agricultural Programmes	3,63.87	1,89.87
Total (a) - Agriculture and Allied Activities	5,33,98.99	5,60,58.34
<i>(b) Rural Development</i>		
2501-Special Programmes for Rural Development	60,79.09	64,42.20
2505-Rural Employment	2,17,21.02	1,83,07.06
2506-Land Reforms	36,24.42	34,77.15
2515-Other Rural Development Programmes	1,53,46.25	2,31,67.20
Total (b) - Rural Development	4,67,70.78	5,13,93.61

STATEMENT

PART - I - CONSOLIDATED

Receipts	Actuals	
	2004-2005	2005-2006
1	2	3
	(In lakh of rupees)	
RECEIPT HEADS		
(Revenue Account) - Contd.		
(iii) Economic Services - Contd.		
0701- Medium Irrigation	36,42.11	39,02.05
0702- Minor Irrigation	3,80.88	4,81.48
0801- Power	4,19.02	2,90.92
0802- Petroleum	0.04	0.02
0851- Village and Small Industries	11.39	32.37
0852- Industries	8.65	13.36
0853- Non-Ferrous Mining and Metallurgical Industries	6,70,52.42	8,05,02.92
1051- Ports and Light Houses	73.92	45.90
1053- Civil Aviation	13.41	1.07
1054- Roads and Bridges	15,01.28	18,14.88
1056- Inland Water Transport	21.45	21.45

No. 1 - Contd.**FUND - Contd.**

Disbursements	Actuals	
	2004-2005	2005-2006
4	5	6
	(In lakh of rupees)	
EXPENDITURE HEADS		
(Revenue Account) - Contd.		
C - ECONOMIC SERVICES - Contd.		
(d) Irrigation and Flood Control		
2700-Major Irrigation	..	94,66.88
2701- Medium Irrigation	82,22.14	11,95.32
2702-Minor Irrigation	90,52.01	81,61.76
2705-Command Area Development	10,29.28	9,70.35
2711-Flood Control and Drainage	24,67.10	37,39.35
Total (d) - Irrigation and Flood Control	2,07,70.53	2,35,33.66
(e) Energy		
2801-Power	43,12.81	40,03.78
2810-Non-Conventional Sources of Energy	77.80	81,94
Total (e) - Energy	43,90.61	40,85.72
(f) Industry and Minerals		
2851-Village and Small Industries	44,33.66	57,18.71
2852-Industries	6,99.64	22,14.35
2853-Non-Ferrous Mining and Metallurgical Industries	12,76.16	13,03.01
2875-Other Industries	35.71	5,10.22
2885-Other Outlays on Industries and Minerals	-14,54.53	-16,55.18
Total (f) - Industry and Minerals	49,90.64	80,91.11
(g) Transport		
3051-Ports and Light Houses	71.70	2,78.50
3053-Civil Aviation	1,24.99	91.02
3054-Roads and Bridges	1,38,53.73	1,97,86.71
3055-Road Transport	1,60.10	1,60.10
3056-Inland Water Transport	1,40.56	1,76.96
Total (g) - Transport	1,43,51.08	2,04,93.29

STATEMENT

PART - I - CONSOLIDATED

Receipts	Actuals		
	2004-2005	2005-2006	
	1	2	3
		(In lakh of rupees)	
RECEIPT HEADS			
(Revenue Account) - Concl'd.			
(iii) Economic Services - Concl'd.			
1425- Other Scientific Research	..		0.15
1452- Tourism		31.14	20.74
1456- Civil Supplies		1,39.40	1,90.04
1475- Other General Economic Services		3,66.36	3,99.77
Total - (iii) - Economic Services		8,35,45.50	9,49,03.21
Total - (c) - Other Non-Tax Revenue		10,27,32.68	11,13,28.79
Total - B - Non-Tax Revenue		13,45,52.00	15,31,90.36
C - GRANTS-IN-AID AND CONTRIBUTIONS			
1601- Grants-in-aid from Central Government		23,50,40.89	26,73,78.30
Total - C - Grants-in-aid and Contributions		23,50,40.89	26,73,78.30
Total - RECEIPT HEADS (Revenue Account)		1,18,50,18.83	1,40,84,71.49
Revenue Deficit (-) / Surplus (+)		(-) 5,22,29.69	(+) 4,81,19.91

No. 1 - Contd.**FUND - Contd.**

Disbursements	Actuals	
	2004-2005	2005-2006
4	5	6
	(In lakh of rupees)	
EXPENDITURE HEADS		
(Revenue Account) - Concl'd.		
C - ECONOMIC SERVICES - Concl'd.		
<i>(i) Science, Technology and Environment</i>		
3425-Other Scientific Research	3,54.28	8,98.33
3435-Ecology and Environment	4,54.16	3,79.63
Total (i) - Science, Technology and Environment	8,08.44	12,77.96
<i>(j) General Economic Services</i>		
3451-Secretariat-Economic Services	2,81,20.01	2,83,41.32
3452-Tourism	5,70.05	5,79.88
3453-Foreign Trade and Export Promotion	2,13.83	2,47.24
3454-Census Surveys and Statistics	4,88.02	7,75.58
3456-Civil Supplies	1,50.89	1,65.96
3475-Other General Economic Services	2,87.47	2,84.42
Total (j) - General Economic Services	2,98,30.27	3,03,94.40
Total - C - Economic Services	17,53,11.34	19,53,28.09
D - GRANTS-IN-AID AND CONTRIBUTIONS		
3604-Compensation and Assignments to Local Bodies and Panchayati Raj Institutions	1,43,96.02	1,61,37.44
3606-Aid Materials and Equipment	14,51.83	(a) -14,51.83
Total - D - Grants-in-aid and Contributions	1,58,47.85	1,46,85.61
Total - EXPENDITURE HEADS (Revenue Account)	1,23,72,48.52	1,36,03,51.58

(a) Minus expenditure is due to adjustment of outstanding amount of previous year to the concerned Service Head.

STATEMENT

PART - I - CONSOLIDATED

Receipts	Actuals	
	2004-2005	2005-2006
1	2	3
(In lakh of rupees)		
RECEIPT HEADS		
E - PUBLIC DEBT (b)		
6003- Internal Debt of the State Government	41,39,68.21	21,05,27.17
6004- Loans and Advances from the Central Government	14,22,58.34	-10,30.62
Total - E - Public Debt	55,62,26.55	20,94,96.55
F - LOANS AND ADVANCES (c)		
	4,16,95.07	3,47,59.67
Total - Part - I - Consolidated Fund	1,78,29,40.45	1,65,27,27.71
PART - II - CONTINGENCY		
8000- Contingency Fund	54,43.80	80,79.97
Total Part - II - Contingency Fund	54,43.80	80,79.97
PART - III - PUBLIC		
I - SMALL SAVINGS, PROVIDENT FUNDS, ETC. (c)		
(b) State Provident Funds	19,34,09.12	27,39,04.99
(c) Other Accounts	3,63.37	3,12.52
Total - I - Small Savings, Provident Funds, etc.	19,37,72.49	27,42,17.51
J - RESERVE FUNDS (c)		
(a) Reserve Funds bearing Interest	1,86,50.00	52,23.17
(b) Reserve Funds not bearing Interest	9,36,56.31	10,52,59.15
Total - J - Reserve Funds	11,23,06.31	11,04,82.32
K - DEPOSITS AND ADVANCES (c)		
(a) Deposits bearing Interest	0.01	..
(b) Deposits not bearing Interest	27,10,15.89	23,57,23.35
(c) Advances	39,28.35	40,09.16
Total - K - Deposits and Advances	27,49,44.25	23,97,32.51

(b)- A more detailed account is given in Statement No.17 and Annexure to Statement No. 17.

(c)- Figures for each Major Head are given in Statement No.16.

No. 1 - Contd.		
FUND - Contd.		
Disbursements	Actuals	
	2004-2005	2005-2006
4	5	6
	(In lakh of rupees)	
EXPENDITURE HEADS		
(2) CAPITAL, PUBLIC DEBT, LOANS ETC.		
(Capital Account) (A)	10,55,54.90	10,38,06.07
E - PUBLIC DEBT (B)		
6003-Internal Debt of the State Government	22,58,56.18	5,05,03.31
6004-Loans and Advances from the Central Government.	14,44,57.05	5,32,55.24
Total - E - Public Debt	37,03,13.23	10,37,58.55
F - LOANS AND ADVANCES (C)	2,05,09.46	67,19.94
Total-Part-I-Consolidated Fund	1,73,36,26.11	1,57,46,36.14
FUND		
8000-Contingency Fund	73,93.84	..
Total - Part - II - Contingency Fund	73,93.84	..
ACCOUNT		
I - SMALL SAVINGS, PROVIDENT FUNDS, ETC. (C)		
(b) State Provident Funds	13,76,00.20	13,91,16.37
(c) Other Accounts	2,54.64	2,86.80
Total - I - Small Savings, Provident Funds, etc.	13,78,54.84	13,94,03.17
J - RESERVE FUNDS (C)		
(a) Reserve Funds bearing Interest	2,71,01.26	..
(b) Reserve Funds not bearing Interest	9,57,20.10	12,84,46.28
Total - J - Reserve Funds	12,28,21.36	12,84,46.28
K - DEPOSITS AND ADVANCES (C)		
(a) Deposits bearing Interest	6.67	13.33
(b) Deposits not bearing Interest	29,44,18.20	22,08,16.61
(c) Advances	39,35.56	40,16.88
Total - K - Deposits and Advances	29,83,60.43	22,48,46.82

(A)- Figures for each Major Head of account are given in Statement No.13.

(B)- A more detailed account is given in Statement No.17 & 17 A

(C)- Figures for each Major Head are given in Statement No.16.

STATEMENT

PART - I - CONSOLIDATED

Receipts	Actuals	
	2004-2005	2005-2006
1	2	3
	(In lakh of rupees)	
RECEIPT HEADS		
L - SUSPENSE AND MISCELLANEOUS (a)		
(b) Suspense	-4,28,74.29	-73,77.90
(c) Other Accounts	91,89,42.74	3,10,95,94.09
(d) Accounts with Governments of Foreign Countries
Total - L - Suspense and Miscellaneous	87,60,68.45	3,10,22,16.19
M - REMITTANCES (a)		
(a) Money Orders and other Remittances	19,91,39.34	23,35,92.50
(b) Inter-Government Adjustment Account	1.22	-0.21
Total - M - Remittances	19,91,40.56	23,35,92.29
Total - Part - III - Public Account	1,65,62,32.06	3,96,02,40.82
Total - RECEIPTS	3,44,46,16.31	5,62,10,48.50
N - CASH BALANCE		
8999- Cash Balance (Opening)	-3,36,67.51	-2,12,86.77
Grand Total	3,41,09,48.80	5,59,97,61.73

(a) Figures for each Major Head are given in Statement No.16

No. 1 - Concl'd.		
FUND - Concl'd.		
Disbursements	Actuals	
	2004-2005	2005-2006
4	5	6
(In lakh of rupees)		
EXPENDITURE HEADS		
L - SUSPENSE AND MISCELLANEOUS (a)		
(b) Suspense	-4,20,41.47	-2,04,20.11
(c) Other Accounts	97,50,83.60	3,31,44,02.62
(d) Accounts with Government of foreign countries	-0.01	0.00
Total - L - Suspense and Miscellaneous	93,30,42.12	3,29,39,82.51
M - REMITTANCES (a)		
(a) Money Orders and other Remittances	19,91,26.04	23,31,55.69
(b) Inter-Government Adjustment Account	10.83	15.32
Total - M - Remittances	19,91,36.87	23,31,71.01
Total - Part - III - Public Account	1,69,12,15.62	4,01,98,49.79
Total - Disbursements	3,43,22,35.57	5,59,44,85.93
N - CASH BALANCE		
8999- Cash Balance (Closing)	-2,12,86.77	52,75.80
Grand Total	3,41,09,48.80	5,59,97,61.73

(a) Figures for each Major Head are given in Statement No.16.

(b) Comprises of Cash in Treasury Rs. 2,75.54 Lakh and with Reserve Bank of India Rs. 50,00.26 lakh.

There was a difference of Rs. 15,27.61 lakh (Net Credit) between the figures reflected in the accounts (Rs. 50,00.26 lakh) (Net Debit and that intimated by the Reserve Bank of India (Rs. 65,27.87 lakh) (Net Credit relating to Deposits with the Reserve Bank of India included in the Cash Balance. After reconciliation and adjustment the difference to the extent of Rs. 22.59 lakh (Net Dr) remains to be reconciled (June 2006).

EXPLANATORY NOTES

1. The transactions on Revenue Account resulted in a surplus of Rs. 4,81.20 crore in 2005-2006 as against deficit of Rs. (-) 5,22.30 crore in 2004-2005. Taking into account the transaction other than on Revenue Account, the Contingency Fund and Public Account, there was an overall surplus of Rs. 2,65.63 crore during 2005-2006 as against overall surplus of Rs. 1,23.81 crore during 2004-2005 as detailed below: -

(1)	2004-2005 (2)	2005-2006 (3)
	(In crore of rupees)	
Opening Cash Balance	(-) 3,36.68	(-) 2,12.87
Part-I - Consolidated Fund		
(a) Transactions on Revenue Account		
(i) Receipts	1,18,50.19	1,40,84.72
(ii) Expenditure	1,23,72.49	1,36,03.52
(iii) Revenue Surplus (+) / deficit (-)	-5,22.30	+ 4,81.20
(b) Transactions other than on Revenue account		
(i) Capital Expenditure Receipts (+) / Payments (-)	-10,55.55	-10,38.06
(ii) Public Debt (Net) Receipts (+)	18,59.13	10,57.38
(iii) Loans and Advances by the State Government (Net) Receipts (+) / Payments (-)	2,11.86	2,80.40
Total- Part-I - Consolidated Fund (Net)	4,93.14	7,80.92
Part-II - Contingency Fund		
Contingency Fund (Net) Payments (-) / Receipts (+)	-19.50	80.80
Part-III - Public Account		
Small Savings, Provident Funds, Reserve Funds, Deposits and Advances and Suspense and Miscellaneous (Net) Receipts (+) / Payments (-)	-3,49.87	-6,00.30
Remittances (Net) Receipts (+) / Payments (-)	0.04	4.21
Total- Part-III - Public Account (Net) Receipts (+) / Payments (-)	-3,49.83	-5,96.09
Overall deficit (-) / Surplus (+)	1,23.81	2,65.63
Closing Cash Balance	-2,12.87	52.76

2. Receipts from the Government of India:-

The Revenue Receipts of Rs. 1,40,84.72 crore includes Rs. 75,50.53 crore received from Government of India as indicated below:-

	(In crore of rupees)
(i) Share of net proceeds of divisible Union Taxes:-	
(a) Taxes on Income other than Corporation Tax	9,49.17
(b) Corporation Tax	13,46.48
(c) Other Taxes on Income and Expenditure	-0.28
(d) Taxes on Wealth	2.65
(e) Customs	9,50.74
(f) Union Excise duties	12,68.76
(g) Service Tax	3,59.62
(h) Other Taxes and Duties on Commodities and Services	-0.39
Total (i)	48,76.75
(ii) Grants under Article 275(i) of the Constitution	4,88.04
(iii) Grants for State Plan Schemes	10,78.80
(iv) Grants for Central Plan Schemes	45.70
(v) Grants Under Centrally Sponsored Plan	4,82.69
(vi) Other Grants for different purposes and Schemes	5,78.55
TOTAL	75,50.53

3. The information on new and additional taxation measures passed by the Govt. and implemented in the State during the year 2005-2006 has not been received from the Government.

4. Revenue Receipts:-

There has been a net increase of Rs. 22,34.53 crore (from Rs. 1,18,50.19 crore in 2004-2005 to Rs. 1,40,84.72 crore in 2005-2006) in the Revenue Receipts. The increase was mainly under the following:-

Major Heads of Account (1)	Increase (In crore of rupees) (2)	Main Reasons (3)
0020 – Corporation Tax	2,14.39	Mainly due to more receipts of share of net proceeds assigned to States.
0021 – Taxes on Income other than Corporation Tax	2,20.37	Mainly due to more receipts of share of net proceeds assigned to States.
0030 – Stamps and Registration Fees	38.19	Mainly due to more receipts on sale of Non-Judicial Stamps.
0037 – Customs	1,51.91	Mainly due to more receipts of share of net proceeds assigned to States.
0038 – Union Excise Duties	1,62.31	Mainly due to more receipts of share of net proceeds assigned to States.

Major Heads of Account	Increase (In crore of rupees)	Main Reasons
(1)	(2)	(3)
0039 – State Excise	82.72	Mainly due to more receipts under “Other Receipts”
0040 – Taxes on Sales, Trades etc.	5,40.34	Mainly due to more receipts under “States Sales Tax Act.”
0041 – Taxes on Vehicles	67.75	Mainly due to more receipts under “Other Receipts” which was partly counter balanced due to less receipts under “State Motor Vehicle Taxation Act.”
0042 – Taxes on Goods and Passengers	78.41	Mainly due to more receipts under “Tax Collection-Passenger Tax”, which was partly set-off due to less receipts under “Tolls on Roads”
0043 – Taxes and Duties on Electricity	91.25	Mainly due to more receipts under “Taxation on Consumption and Sale of Electricity”
0044 – Service Tax	1,48.21	Mainly due to more receipts of share of net proceeds assigned to States.
0049 – Interest Receipts	48.98	Mainly due to more receipts under “Interest Receipts on Investment of Cash Balances” which was partly set-off due to less receipts under “Interest Receipts from Public Sector and Other Undertakings”.
0050 – Dividends and Profits	51.44	Mainly due to more receipts under “Dividend from Public Undertakings”
0202 – Education, Sports, Art and Culture	27.23	Mainly due to more receipts under “General Education”
0853 – Non-ferrous Mining and Metallurgical Industries	1,34.50	Mainly due to more receipts under “Other Receipts which was partly counter balanced due to less receipts under Mineral Concession Fees, Rents and Royalties”
1601 – Grants-in-aid from Central Government.	3,23.37	Mainly due to more receipts of non-plan grants form Central Government, which was partly set-off due to less receipts of State Plan Grants.

The above increases were partly counter-balanced by decrease in receipts under the following head :-

Major Heads of Account (1)	Decrease (In crore of rupees) (2)	Main Reasons (3)
0029 – Land Revenue	61.97	Mainly due to refund of cess as per Hon'ble Supreme Court order Dt. 4.3.2005. This was partly set-off due to more receipt under Land Revenue.
0045 – Other Taxes and Duties on Commodities	16.64	Mainly due to less receipt under Other receipts.
0070 – Other Administrative Services	27.20	Mainly due to no receipt under Elections-Other receipts.
0075 – Miscellaneous General Services	24.08	Mainly due to less receipt under Other receipts.
0406 – Forestry and Wild Life	25.58	Mainly due to less receipt under Forestry-Other receipts which was partly set-off due to more receipt under Sale of Timber and Other Forest produce.

5. Expenditure on Revenue Account:-

The increase of Rs. 12,31.03 crore in Revenue expenditure (from Rs. 1,23,72.49 crore in 2004-2005 to Rs. 1,36,03.52 crore in 2005-2006) was mainly under :-


2049 – Interest payments	3,65.08	Mainly due to increase in expenditure under interest on State Provident Fund which was partly set-off due to decrease in expenditure under interest on loans for State Plan Schemes.
2055 – Police	36.09	Mainly due to increase in expenditure under district Police and other expenditure.
2059 – Police Works	32.23	Mainly due to increase in expenditure under maintenance and repair
2071 – Pensions and Other Retirement Benefit	78.78	Mainly due to increase in expenditure under superannuation and retirement allowance, family pension and pension to employees of State aided educational institutions.
2202 – General Education	3,07.03	Mainly due to increase in expenditure under Govt. Primary Schools, non-formal education, Govt. Secondary Schools and assistance Non-Govt. Secondary Schools.

Major Heads of Account (1)	Increase (In crore of rupees) (2)	Main Reasons (3)
2215 – Water Supply and Sanitation	84.61	Mainly due to increase in expenditure under rural water supply programme, Urban water supply programme and Tribal area sub-plan.
2216 – Housing	22.23	Mainly due to increase in expenditure under General pool accommodation-Maintenance and repair.
2217 – Urban Development	21.39	Mainly due to increase in expenditure under urban development schemes.
2225 – Welfare of Schedule Castes, Schedule Tribes	1,18.28	Mainly due to increase in expenditure under Special Central Assistance for Tribal Area Sub-Plan and on Education.
2235 – Social Security and Welfare	76.91	Mainly due to increase in expenditure under Pension under Social Security Schemes.
2236 – Nutrition	1,19.77	Mainly due to increase in expenditure under Mid-day-meals, Special Nutrition programme and Tribal Area Sub-Plan.
2245 – Relief on account of Natural Calamity	92.90	Mainly due to transfer of more amount to reserve fund and deposit account for Calamity Relief Fund. This was partly counter balanced due to less expenditure under General-Other expenditure.
2515 – Other Rural Development Programmes	78.21	Mainly due to increase in expenditure under Assistance to Gram Panchayats.
2700 – Major Irrigation	94.67	Due to operation of the new major head.
3054 – Roads and Bridges	59.33	Mainly due to increase in expenditure under District and other roads.

6. The above increases were partly counter-balanced by decrease in expenditure under the following heads:-

Major Heads of Account (1)	Decrease (In crore of rupees) (2)	Main Reasons (3)
2048 – Appropriation for reduction or avoidance of Debt.	1,24.93	Mainly due to transfer of less amount to Consolidated Sinking Fund.
2075 – Miscellaneous General Services	58.27	Mainly due to transfer of less amount to Guarantee Redemption Fund

Major Heads of Account	Decrease (In crore of rupees)	Main Reasons
(1)	(2)	(3)
2210 – Medical and Public Health	1,60.45	Mainly due to decrease in expenditure under Direction and Administration of Urban Health Services-Allopathy which was partly set-off due to increase in expenditure under Hospitals and dispensaries and Primary Health Centres.
2505 – Rural Employment	34.14	Mainly due to decreases in expenditure under National programme.
2701 – Medium Irrigation	70.27	Mainly due to bifurcation of the major head for creation of a new major head “2700”
3606 – Aid Materials and Equipment	29.04	Due to adjustment of the outstanding amount of 2004-2005 to concerned service head.



STATEMENT No. 2

CAPITAL OUTLAY- PROGRESSIVE CAPITAL OUTLAY TO THE END OF 2005-2006

Sl. No.	Major Heads of Account	Expenditure upto 2004-2005	Expenditure during 2005-2006	Total
1	2	3	4	5
(In lakh of rupees)				
A - CAPITAL ACCOUNT OF GENERAL SERVICES				
1.	4047- Capital outlay on Other Fiscal Services	1,00.00	..	1,00.00
2.	4055- Capital outlay on Police	97,88.20	21,37.36	1,19,25.55 (A)
3.	4059- Capital outlay on Public Works	3,11,02.29	31,30.12	3,42,32.41
Total - (A) - Capital Account of General Services		4,09,90.49	52,67.48	4,62,57.97 (A)
B - CAPITAL ACCOUNT OF SOCIAL SERVICES				
(a) Education, Sports, Art and Culture				
4.	4202- Capital Outlay on Education, Sports, Art and Culture.	2,37,97.67	2,28.14	2,40,25.82
Total - (a) - Education, Sports, Art and Culture		2,37,97.67	2,28.14	2,40,25.82 (A)
(b) Health and Family Welfare				
5.	4210- Capital Outlay on Medical and Public Health.	2,55,10.72	16,37.97	2,71,48.69
6.	4211- Capital Outlay on Family Welfare	2,33.02	-	2,33.02
Total - (b) - Health and Family Welfare		2,57,43.74	16,37.97	2,73,81.71
(c) Water Supply, Sanitation, Housing and Urban Development				
7.	4215- Capital Outlay on Water Supply and Sanitation.	5,71,11.65	70,16.97	6,41,28.61 (A)
8.	4216- Capital Outlay on Housing	3,38,36.55	17,34.88	3,55,71.44 (A)
9.	4217- Capital Outlay on Urban Development	35,95.48	1,55.00	37,50.48
Total - (c) - Water Supply, Sanitation, Housing and Urban Development		9,45,43.68	89,06.85	10,34,50.53
(d) Information and Broadcasting				
10.	4220- Capital Outlay on Information and Publicity.	29.34	..	29.34
11.	4221- Capital Outlay on Broadcasting	0.04	..	0.04
Total - (d) - Information and Broadcasting		29.38	..	29.38

(A) Difference of Rs. 1 thousand is due to rounding.

STATEMENT No. 2 - Contd.

Sl. No.	Major Heads of Account	Expenditure upto 2004-2005	Expenditure during 2005-2006	Total
1	2	3	4	5
(In lakh of rupees)				
B - CAPITAL ACCOUNT OF SOCIAL SERVICES - Concl'd.				
(e) Welfare of Scheduled Castes, Scheduled Tribes and Other Backward Classes.				
12.	4225- Capital Outlay on Welfare of Scheduled Castes, Scheduled Tribes and Other Backward Classes.	77,14.32	11,37.13	88,51.45
Total - (e) - Welfare of Scheduled Castes, Scheduled Tribes and Other Backward Classes.		77,14.32	11,37.13	88,51.45
(g) Social Welfare and Nutrition				
13.	4235- Capital Outlay on Social Security and Welfare	8,83.89	..	8,83.89
Total - (g) - Social Welfare and Nutrition		8,83.89	..	8,83.89
(h) Others				
14.	4250- Capital Outlay on Other Social Services	5.40	..	5.40
Total - (h) - Others		5.40	..	5.40
Total - B - Capital Account of Social Services		15,27,18.08	1,19,10.09	16,46,28.18
(A)				
C - CAPITAL ACCOUNT OF ECONOMIC SERVICES				
(a) Capital Account of Agriculture and Allied Activities				
15.	4401- Capital Outlay on Crop Husbandry	6,34.73	-0.73	6,34.00
16.	4402- Capital Outlay on Soil and Water Conservation	4,04.69	..	4,04.69
17.	4403- Capital Outlay on Animal Husbandry	2,71.99	..	2,71.99
18.	4404- Capital Outlay on Dairy Development	1,06.56	..	1,06.56
19.	4405- Capital Outlay on Fisheries	87,02.65	21.24	87,23.89
20.	4406- Capital Outlay on Forestry and Wildlife	3,72,38.44	40,49.96	4,12,88.40
21.	4408- Capital Outlay on Food, Storage and Warehousing	29,68.32	-0.06	29,68.26

(A) The difference of Rs. 0.01 lakh is due to rounding.

STATEMENT No. 2 - Contd.

Sl. No.	Major Heads of Account	Expenditure upto 2004-2005	Expenditure during 2005-2006	Total
1	2	3	4	5
(In lakh of rupees)				
C - CAPITAL ACCOUNT OF ECONOMIC SERVICES - Contd.				
22.	4415- Capital Outlay on Agricultural Research and Education	9,59.72	..	9,59.72
23.	4416- Investments in Agricultural Financial Institutions	5,54.13	..	5,54.13
24.	4425- Capital Outlay on Co-operation	1,93,34.40	14,19.44	2,07,53.83 (A)
25.	4435- Capital Outlay on Other Agricultural Programmes	0.02	..	0.02
Total - (a) - Capital Account of Agriculture and Allied Activities		7,11,75.65	54,89.85	7,66,65.49 (A)
(b) Capital Account of Rural Development				
26.	4515- Capital Outlay on Other Rural Development Programmes.	1,97.14	..	1,97.14
Total - (b) - Capital Account of Rural Development		1,97.14	..	1,97.14
(d) Capital Account of Irrigation and Flood Control				
27.	4700- Capital Outlay on Major Irrigation	..	3,07,56.51	47,48,13.48 (B)
27.	4701- Capital Outlay on Medium Irrigation.	66,94,08.12	98,68.49	23,52,19.64 (C)
28.	4702- Capital Outlay on Minor Irrigation	7,68,63.83	66,79.37	8,35,43.20
29.	4711- Capital Outlay on Flood Control Projects	2,51,25.94	10,97.91	2,62,23.85
Total - (d) - Capital Account of Irrigation and Flood Control.		77,13,97.89	4,84,02.28	81,98,00.17
(e) Capital Account of Energy				
30.	4801- Capital Outlay on Power Projects	14,92,17.00	..	14,92,17.00
31.	4810- Capital Outlay on Non-Conventional Sources of Energy.	1.40	..	1.40
Total - (e) - Capital Account of Energy		14,92,18.40	..	14,92,18.40
(f) Capital Account of Industry and Minerals				
32.	4851- Capital Outlay on Village and Small Industries.	43,24.95	..	43,24.95
33.	4852- Capital Outlay on Iron and Steel Industries	34,70.09	9.87	34,79.95 (A)
34.	4853- Capital Outlay on Non-Ferrous Mining and Metallurgical Industries.	67,97.67	-3,55.67	64,42.00
35.	4855- Capital Outlay on Fertiliser Industries	6.50	..	6.50

(A) The difference of Rs. 0.01 lakh is due to rounding.

(B) Difference of Rs. 44,40,56.97 lakh is due to amount transferred proforma from the Major head 4701- Capital out lay on Medium Irrigation due to creation of new Major Head 4700-Capital Outlay on Major Irrigation.

(C) Difference is due to reasons stated at (B) above.

STATEMENT No. 2 - Concl'd.

Sl. No.	Major Heads of Account	Expenditure upto 2004-2005	Expenditure during 2005-2006	Total
1	2	3	4	5
(In lakh of rupees)				
C - CAPITAL ACCOUNT OF ECONOMIC SERVICES - Concl'd.				
(f) Capital Account of Industry and Minerals - Concl'd.				
36.	4858- Capital Outlay on Engineering Industries	17,00.95	..	17,00.95
37.	4859- Capital Outlay on Telecommunication and Electronic Industries	23,64.57	..	23,64.57
38.	4860- Capital Outlay on Consumer Industries	53,98.56	..	53,98.56
39.	4885- Capital Outlay on Industries and Minerals	2,19,87.07	..	2,19,87.07
	Tota - (f) - Capital Account of Industry and Minerals	4,60,50.36	-3,45.80	4,57,04.55 (A)
(g) Capital Account of Transport				
40.	5051- Capital Outlay on Ports and Light Houses	1,35,37.74	1,03.12	1,36,40.86
41.	5053- Capital Outlay on Civil Aviation	10,51.99	5.00	10,56.99
42.	5054- Capital Outlay on Roads and Bridges	25,99,41.74	3,17,78.16	29,17,19.90
43.	5055- Capital Outlay on Road Transport	1,23,02.59	..	1,23,02.59
44.	5056- Capital Outlay on Inland Water Transport	15.34	3.30	18.64
	Total - (g) - Capital Account of Transport	28,68,49.40	3,18,89.58	31,87,38.98
(h) Capital Account of Communication				
45.	5275- Capital Outlay on Other Communication Services.	-8.00	..	-8.00 (B)
	Total - (h) - Capital Account of Communication	-8.00	..	-8.00
(j) Capital Account of General Economic Services				
46.	5452- Capital Outlay on Tourism	62,94.00	5,74.81	68,68.80 (A)
47.	5453- Capital Outlay on Foreign Trade and Export Promotion.	14.00	..	14.00
48.	5465- Investments in General Financial and Trading Institutions.	27,03.73	6,00.00	33,03.73
49.	5475- Capital Outlay on Other General Economic Services.	6,64.90	17.78	6,82.69 (A)
	Total - (j) - Capital Account of General Economic Services.	96,76.63	11,92.59	1,08,69.23 (A)
	Total - C - Capital Account of Economic Services	1,33,45,57.47	8,66,28.50	1,42,11,85.96 (A)
	Grand Total - (A+B+C)	1,52,82,66.04	10,38,06.07	1,63,20,72.11

(A) The difference of Rs. 0.01 lakh is due to rounding.

(B) Minus balance is under investigation.

EXPLANATORY NOTES

1. Capital Outlay on Industrial and Economic Development-

The details of the Government investment in (i) Statutory Corporations, (ii) Government Companies, (iii) Joint Stock Companies and (iv) Co-operative Institutions are given in Statement No.14.

Information about Co-operative Societies under liquidation and realisation or the write-off of the Government investment in those Companies/Societies is awaited.

During 2005-2006 the Government invested Rs. 11,99.28 lakh in the Government Companies and Rs. 14,69.44 lakh in Co-operatives Institutions, total investment being Rs. 26,68.72 lakh.

According to the information furnished by the Government, total investments of the Government in the Share Capital of different concerns at the end of 2003-2004, 2004-2005 and 2005-2006 were Rs. 15,56.63 crore, Rs. 16,10.41 crore and Rs. 16,37.09 crore respectively. (Further details are given in Appendix-I).

The dividend and interest received therefrom was Rs. 1,38,06.13 lakh (8.87 percent), Rs. 69,14.74 lakh (4.29 percent) and Rs. 1,20,59.02 lakh (7.37 percent) respectively. (Further details are given in Appendix-I).

Besides the above, no investment was made out of the earmarked balance in bonds of Statutory Corporations.

2. Capital Outlay on Multipurpose River Schemes:-

Of the Multipurpose River Schemes, the Hirakud Dam Project (Stage-I and II) has been completed. The capital invested thereon upto 2005-2006 (excluding indirect charges) was Rs. 1,08.58 crore.

The detailed account showing financial results of the Project and other irrigation works (commercial) is given in Statement No. 3 (i).

3. Capital Outlay on Electricity Schemes:-

With the formation of State Electricity Board from 1st March 1961, all completed transmission and distribution system and generation assets of Hirakud System and Talcher Thermal System have been transferred to the State Electricity Board. The allocation of the Capital Outlay between the Orissa State Electricity Board and the Government has not been finalised. Capital expenditure of Rs. 65.50 crore transferred to the Board in 1964-65 (Rs. 16.72 crore), 1966-67 (Rs. 0.73 crore), 1969-70 (Rs. 17.24 crore) and 1970-71 (Rs. 30.81 crore) has been treated as loan.

The Orissa Electricity Reform Act, 1995 (Orissa Act 2 of 1996) was enacted to reform and restructure the State's power sector. The Act, inter alia, provided for the transfer of the assets, liabilities and personnel from the Orissa State Electricity Board (OSEB) to the Government of Orissa.

In exercise of powers conferred by sub-sections (2), (6) and (7) of the section 23 of the Orissa electricity Reform Act, 1995 and Rules 5 of the Orissa Electricity Reform (Transfer of undertakings, Assets, Liabilities, Proceedings and Personnel) Scheme Rules, 1996, GoO transferred certain undertakings and vested them in Grid Corporation of Orissa (Gridco), on April 1, 1996, by way of a notification SRO No. 257/96 dated April 1, 1996.

As per the Notification, the values of assets and liabilities transferred from GoO to GRIDCO were considered provisional for a period of twelve months from the date of such Notification. The aggregate value of the assets (fixed assets and current assets) transferred and vested in Gridco was fixed by GoO at Rs. 2395.80 crore as at April 1, 1996. Further in exercise of the power conferred by Sub-section 5 of Section 23 read with Section 55 of the Orissa Electricity reform Act 1995 (Orissa Act-2 of 1996) as amended by the Orissa Electricity Reform Amendment Ordinance, 1998 (Orissa Ordinance-3 of 1998), the State Government after consultation with Grid Corporation of Orissa Limited vide notification SR.No. 750/98 dated 25.11.98 transferred the Distribution Undertakings of the Grid Corporation of Orissa Ltd to 4 Distribution Companies namely Central Electricity Supply Company of Orissa Limited (CESCO), North Eastern Electricity Supply Company of Orissa Limited, (NESCO), Western Electricity Supply Company Orissa Limited (WESCO) and Southern Electricity Supply Company of Orissa Limited (SOUTHCO) with effect from 26.11.1998. These 4 Distribution Companies have been privatised since April/September 1999.

The State Government also transferred (April 1996) the Assets and liabilities of Hydropower Generation undertakings of erstwhile OSEB of the State Government to Orissa Hydro Power Generation Corporation Limited (OHPC) at in aggregate value of Rs. 1196.80 crore (net fixed assets Rs. 1196.80 crore of Hydro Power Generation undertakings) Work in Process Rs. 644.30 crore and Current Assets Rs. 7.40 crore as on April 1996 based on replacement cost method.

4. The *Proforma* accounts for 2005-2006 for departmentally managed undertakings, the net expenditure of which is shown in the table over leaf have not been prepared (July, 2005). The preparation of *Proforma* accounts of some of the departmental undertakings has been delayed by thirty-eight years. Summary of the financial results of the working of the departmentally managed Government undertakings as disclosed by the latest available *Proforma* accounts is given below.

Summary of the financial results of the working of the departmentally managed Government undertakings as disclosed by the latest available *Proforma* accounts is given below :-

Sl. No.	Undertakings	Major heads under which accounted for	Year of account	Capital employed	Profit + Loss -	Percentage of profit or loss in relation to Capital employed
(1)	(2)	(3)	(4)	(5)	(6)	(7)
						(In lakh of rupees)
1.	Cold Storage Plant, Bolangir.	2401-Crop Husbandry	1982-83	14.86	-3.55	-23.88
		4401-Capital Outlay on Crop Husbandry.	1983-84	14.45	-3.02	-20.89
			1984-85	14.66	-5.50	-37.52
			1985-86	12.54	-5.70	-45.45
			1986-87	9.95	-5.25	-52.76
			1987-88	7.89	-6.56	-83.14
			1988-89	4.73	-5.00	-1,05.71
			1989-90	4.96	-6.92	-1,39.51
			1990-91	2.31	-3.64	-1,57.57
			1991-92	2.16	-8.78	-4,06.48
			1992-93	3.93	-1.51	-38.42

Sl. No.	Undertakings	Major heads under which accounted for	Year of account	Capital employed	Profit + Loss -	Percentage of profit or loss in relation to Capital employed
(1)	(2)	(3)	(4)	(5)	(6)	(7)
(In lakh of rupees)						
2.	K.S.Potteries Development, Jharsuguda transferred to Orissa Small Industries Corporation Limited w.e.f., 1.8.1987	2851-Village and Small Industries.	1987-88	18.72	-0.92	-4.92
3.	Nationalisation of Kendu Leaves	4406-Capital Outlay on Forestry and Wild Life	1990-91 1991-92 1992-93 1993-94 1994-95 1995-96 1996-97 1997-98 1998-99 1999-00	20,00.47 25,79.50 32,53.39 39,96.87 47,91.49 57,07.59 67,49.89 78,67.26 91,63.39 1,09,12.77	50,63.54 60,85.33 49,47.29 58,76.29 45,13.43 31,37.01 40,51.03 39,67.96 46,72.74 15,95.98	2,53.12 2,35.91 1,52.06 1,47.04 94.19 54.96 60.01 50.43 50.99 14.62
4.	Cold Storage Plant, Cuttack-II. (a)	2401-Crop Husbandry 4401-Capital Outlay on Crop Husbandry.	1979	19.44	-2.97	-15.28
5.	Cold Storage Plant, Sambalpur. (a)	2401-Crop Husbandry 4401-Capital Outlay on Crop Husbandry.	1970	4.40	-0.45	-10.22
6.	Cold Storage Plant, Parlakhemundi.	2401-Crop Husbandry 4401-Capital Outlay on Crop Husbandry.	1973 1974 1975 1976 1978 1979 1980 1981 1982 1983	12.37 11.60 11.60 10.67 8.74 8.50 7.13 7.36 8.04 8.23	-1.73 -2.04 -1.98 -1.80 -1.32 -2.54 -2.07 -2.71 -1.50 -1.87	-13.99 -17.58 -17.06 -16.86 -15.10 -29.88 -29.03 -36.82 -18.65 -22.72

Sl. No.	Undertakings	Major heads under which accounted for	Year of account	Capital employed	Profit + Loss -	Percentage of profit or loss in relation to capital employed
(1)	(2)	(3)	(4)	(5)	(6)	(7)
				(In lakh of rupees)		
7.	Cold Storage Plant, Bhubaneswar.	2401-Crop Husbandry 4401-Capital Outlay on Crop Husbandry.	1973 1974	18.18 18.23	0.42 1.45	2.30 7.97
8.	Cold Storage Plant, Similiguda.	2401-Crop Husbandry 4401-Capital Outlay on Crop Husbandry.	1972 1973 1974 1975 1976	6.34 23.00 21.71 21.25 19.39	-0.59 -3.10 -2.42 -3.72 -3.25	-9.30 -13.47 -11.14 -17.50 -16.76
9.	Cold Storage Plant, Cuttack (Unit-I). (a)	2401-Crop Husbandry 4401-Capital Outlay on Crop Husbandry.	1979	12.32	-1.69	-13.72
10.	State Transport Services. (b)	3055-Road Transport 5055-Capital Outlay on Road Transport.	1971-72	2,49.23	30.82	12.37
11.	Grain Purchase Scheme. (c)	2408-Food, Storage and Warehousing. 4408-Capital Outlay on Food, Storage and Warehousing.	1976-77	1993.77	2,50.98	12.59
12.	Cloth and Yarn Purchase Scheme. (d)	4235-Capital Outlay on Social Security and Welfare.	1964-65	11.58	0.03	0.26
13.	Scheme for Trading in Iron Ore through Paradeep Port. (e)	4852-Capital Outlay on Iron and Steel Industries.	1966-67	37.48	3.94	10.51
14.	Cold storage plant Kuarmunda,	2401- Crop Husbandry 4401-Capital Outlay on Crop Husbandry.	1972	13.17	-2.12	-16.09

(a) Transferred to Orissa State Seed Corporation with effect from 1-3-1979.

(b) Transferred to Orissa State Road Transport Corporation since May 1974.

(c) Transferred to Orissa State Civil Supplies Corporation Ltd. since September-1980.

(d) From the year 1954-55 remained closed or inoperative.

(e) From the year 1966-67 remained closed or inoperative.

STATEMENT No. 3(i) - FINANCIAL RESULTS

Sl. No.	Name of the project	Capital Outlay during 2005-2006			Capital Outlay to the end of 2005-2006			Revenue receipts during 2005-2006		
		Direct	Indirect	Total	Direct	Indirect	Total	Direct	Indirect	Total

1	2	3	4	5	6	7	8	9	10	11
		(In lakh of rupees)			(In lakh of rupees)			(In lakh of rupees)		

A - IRRIGATION WORKS (COMMERCIAL)**Major Irrigation Project**

1. Hirakud Dam Project	10858.10	225.03	11083.13
2. Delta Irrigation Project	13543.43	1021.41	14564.84
3. Salandi Irrigation Project	2957.59	34.16	2991.75
4. Orissa Coast Canals	276.18	0.44	276.62
5. Modernisation of Rushikulya System	4548.74	92.51	4641.25
6. Anandapur Barrage Project	600.43	5.17	605.60	6022.32	161.90	6184.22
7. Rengali Dam Project	14010.04	135.69	14145.73
8. Mahanadi Birupa Barage Project	241.15	3.35	244.50
9. Potteru Irrigation Project	504.65	0.45	505.10	19906.43	186.83	20093.26
10. Upper Indravati Irrigation Project	3717.28	29.54	3746.82	87141.91	835.06	87976.97
11. Upper Kolab Irrigation Project	661.41	2.31	663.72	54406.49	513.18	54919.67

Medium Irrigation Project

12. Bahuda Irrigation Project	164.59	1.46	166.05
13. Budha Budhiani Irrigation Project	754.10	17.02	771.12
14. Salki Irrigation Project	129.64	1.12	130.76	1662.29	14.27	1676.56
15. Darjang Irrigation Project	1286.12	16.06	1302.18
16. Hiradharabati Irrigation Project	517.60	5.00	522.60
17. Dhanei Irrigation Project	554.60	17.94	572.54
18. Salia Irrigation Project	931.90	18.47	950.37
19. Baghua Irrigation Project	7210.76	318.74	7529.50
20. Godahada Irrigation Project	1088.32	28.48	1116.80
21. Bhaskel Irrigation Project	403.99	3.44	407.43
22. Pitamahal Irrigation Project	387.84	4.11	391.95
23. Uttei Irrigation Project	609.54	18.63	628.17
24. Saipal Irrigation Project	293.32	15.89	309.21
25. Dahuka Irrigation Project	163.01	1.45	164.46
26. Ong Irrigation Project	2330.41	229.70	2560.11
27. Pilasalki Irrigation Project	1000.29	14.69	1014.98

OF IRRIGATION WORKS

Revenue foregone or remission of revenue during 2005-2006	Total revenue during the year	Working expenses and maintenance charges during 2005-2006			Net revenue excluding interest		Net interest on direct Capital Outlay @ 7% during 2005-2006	Net profit or loss after meeting interest		Remarks
		Direct	Indirect	Total	Surplus of Revenue Col. 13-16 Deficit	Rate percent on Capital Outlay to the end of the year 2005-2006		Surplus of Revenue over or excess of expenditure	Rate percent on Capital Outlay to the end of the year 2005-2006	
12	13	14	15	16	17	18	19	20	21	22
(In lakh of rupees)		(In lakh of rupees)			(In lakh of rupees)		(In lakh of rupees)			
..	..	1420.51	7.42	1427.93	-1427.93	-12.88	760.07	-2188.00	-19.74	
..	..	1533.33	8.83	1542.16	-1542.16	-10.59	948.04	-2490.20	-17.10	
..	..	215.37	1.06	216.43	-216.43	-7.23	207.03	-423.46	-14.15	
..	..	132.13	0.53	132.66	-132.66	-47.96	19.33	-151.99	-54.95	
..	..	258.65	1.52	260.17	-260.17	-5.61	318.41	-578.58	-12.47	
..	..	87.57	0.10	87.67	-87.67	-1.42	400.55	-488.22	-7.89	
..	..	480.00	0.38	480.38	-480.38	-3.40	980.70	-1461.08	-10.33	
..	..	366.90	1.13	368.03	-368.03	-150.52	16.88	-384.91	-157.43	
..	..	228.65	1.00	229.65	-229.65	-1.14	1375.79	-1605.44	-7.99	
..	..	278.97	1.49	280.46	-280.46	-0.32	5969.83	-6250.29	-7.10	
..	..	339.57	1.16	340.73	-340.73	-0.62	3785.30	-4126.03	-7.51	
..	..	45.21	0.23	45.44	-45.44	-27.37	11.52	-56.96	-34.30	
..	..	17.90	0.11	18.01	-18.01	-2.34	52.79	-70.80	-9.18	
..	..	128.26	0.77	129.03	-129.03	-7.70	111.82	-240.85	-14.37	
..	..	47.20	0.15	47.35	-47.35	-3.64	90.03	-137.38	-10.55	
..	..	25.93	0.15	26.08	-26.08	-4.99	36.23	-62.31	-11.92	
..	..	18.16	0.11	18.27	-18.27	-3.19	38.82	-57.09	-9.97	
..	..	40.64	0.23	40.87	-40.87	-4.30	65.23	-106.10	-11.16	
..	..	16.50	0.14	16.64	-16.64	-0.22	504.75	-521.39	-6.92	
..	..	41.06	0.20	41.26	-41.26	-3.69	76.18	-117.44	-10.52	
..	..	13.36	0.07	13.43	-13.43	-3.30	28.28	-41.71	-10.24	
..	..	12.52	0.09	12.61	-12.61	-3.22	27.15	-39.76	-10.14	
..	..	50.09	0.36	50.45	-50.45	-8.03	42.67	-93.12	-14.82	
..	..	13.78	0.10	13.88	-13.88	-4.49	20.53	-34.41	-11.13	
..	..	13.71	0.08	13.79	-13.79	-8.39	11.41	-25.20	-15.32	
..	..	60.90	0.36	61.26	-61.26	-2.39	163.13	-224.39	-8.76	
..	..	16.30	0.14	16.44	-16.44	-1.62	70.02	-86.46	-8.52	

STATEMENT No. 3(i) - FINANCIAL RESULTS

Sl. No.	Name of the project	Capital Outlay during 2005-2006			Capital Outlay to the end of 2005-2006			Revenue receipts during 2005-2006		
		Direct	Indirect	Total	Direct	Indirect	Total	Direct	Indirect	Total
1	2	3	4	5	6	7	8	9	10	11
		(In lakh of rupees)			(In lakh of rupees)			(In lakh of rupees)		
28.	Sundar Irrigation Project	997.53	39.18	1036.71
29.	Khadakhai Irrigation Project	616.93	17.38	634.31
30.	Dadraghata Irrigation Project	1218.53	99.48	1318.01
31.	Dumarbahal Irrigation Project	745.44	6.40	751.84
32.	Daha Irrigation Project	1547.98	24.36	1572.34
33.	Nesa Irrigation Project	133.59	1.43	135.02
34.	Kalo Irrigation Project	783.03	7.79	790.82
35.	Ramanadi Irrigation Project	79.25	0.68	79.93
36.	Kuanria Irrigation Project	103.48	8.95	112.43
37.	Sarafgarh Irrigation Project	16.98	0.15	17.13
38.	Talasara Irrigation Project	5.00	0.04	5.04
39.	Gohira Irrigation Project	84.63	38.37	123.00
40.	Jayamangala Irrigation Project	404.55	6.34	410.89
41.	Baladia Irrigation Project	242.44	2.14	244.58
42.	Haladia Irrigation Project	-0.39	..	-0.39
43.	Aunli Irrigation Project	234.01	2.32	236.33
44.	Ramiala Irrigation Project	215.19	14.54	229.73
45.	Jharbandha Irrigation Project	36.13	2.17	38.30
46.	Remal Irrigation Project	112.68	45.27	157.95
47.	Bankabahal Irrigation Project	423.07	4.30	427.37
48.	Sunei Irrigation Project	235.61	1.95	237.56
49.	Kanjhari Irrigation Project	407.42	3.52	410.94
50.	Upper Suktel Irrigation Project	65.64	0.56	66.20
51.	Satiguda Irrigation Project
52.	Kansabahal Irrigation Project	3373.33	33.64	3406.97
TOTAL		5613.41	38.59	5652.00	245353.11	4295.87	249648.98

OF IRRIGATION WORKS - Concl.

Revenue foregone or remission of revenue during 2005-2006	Total revenue during the year	Working expenses and maintenance charges during 2005-2006			Net revenue excluding interest		Net interest on direct Capital Outlay @ 7% during 2005-2006	Net profit or loss after meeting interest		Remarks
		Direct	Indirect	Total	Surplus of Revenue Col. 13-16 Deficit	Rate percent on Capital Outlay to the end of the year 2005-2006		Surplus of Revenue over or excess of expenditure over revenue -	Rate percent on Capital Outlay to the end of the year 2005-2006	
12	13	14	15	16	17	18	19	20	21	22
(In lakh of rupees)		(In lakh of rupees)			(In lakh of rupees)		(In lakh of rupees)			
..	..	23.46	0.17	23.63	-23.63	-2.28	69.83	-93.46	-9.02	
..	..	36.45	0.18	36.63	-36.63	-5.77	43.19	-79.82	-12.58	
..	..	20.70	0.07	20.77	-20.77	-1.58	85.30	-106.07	-8.05	
..	..	15.59	0.10	15.69	-15.69	-2.09	52.18	-67.87	-9.03	
..	..	31.62	0.22	31.84	-31.84	-2.03	108.36	-140.20	-8.92	
..	..	5.97	0.03	6.00	-6.00	-4.44	9.35	-15.35	-11.37	
..	..	33.59	0.10	33.69	-33.69	-4.26	54.81	-88.50	-11.19	
..	..	12.66	0.10	12.76	-12.76	-15.96	5.55	-18.31	-22.91	
..	..	19.78	0.14	19.92	-19.92	-17.72	7.24	-27.16	-24.16	
..	..	13.66	0.07	13.73	-13.73	-80.15	1.19	-14.92	-87.10	
..	..	17.46	0.10	17.56	-17.56	-348.41	0.35	-17.91	-355.36	
..	..	44.29	0.37	44.66	-44.66	-36.31	5.92	-50.58	-41.12	
..	..	34.42	0.21	34.63	-34.63	-8.43	28.32	-62.95	-15.32	
..	..	18.04	0.09	18.13	-18.13	-7.41	16.97	-35.10	-14.35	
..	..	13.35	0.10	13.45	-13.45	3448.72	-0.03	-13.42	3441.03	
..	..	8.97	0.04	9.01	-9.01	-3.81	16.38	-25.39	-10.74	
..	..	50.60	0.12	50.72	-50.72	-22.08	15.06	-65.78	-28.63	
..	..	13.21	0.10	13.31	-13.31	-34.75	2.53	-15.84	-41.36	
..	..	18.34	0.02	18.36	-18.36	-11.62	7.89	-26.25	-16.62	
..	..	32.52	0.20	32.72	-32.72	-7.66	29.61	-62.33	-14.58	
..	..	55.88	0.23	56.11	-56.11	-23.62	16.49	-72.60	-30.56	
..	..	30.68	0.09	30.77	-30.77	-7.49	28.52	-59.29	-14.43	
..	..	6.48	0.05	6.53	-6.53	-9.86	4.59	-11.12	-16.80	
..	..	34.25	0.34	34.59	-34.59	-34.59	..	
..	..	22.06	0.09	22.15	-22.15	-0.65	236.13	-258.28	-7.58	
..	..	6517.20	31.24	6548.44	-6548.44	-2.62	16978.22	-23526.66	-9.42	

EXPLANATORY NOTE TO STATEMENT No. 3 (i)

Financial results of Irrigation Projects

1. Financial Results of Minor Irrigation Schemes have not been shown in this statement.
2. The Irrigation Projects in respect of which both revenue receipts and direct working expenses appeared in accounts are mentioned in this statement. 32 other Multipurpose Major and Medium Irrigation Projects are under execution.

In respect of the 52 Projects/Schemes shown in this statement there are no revenue receipts to meet the working expenses. The interest on the above mentioned commercial Projects have not been adjusted in accounts in accordance with the decision of the State Government (November 1978) to discontinue the same with effect from 1979-80. For evaluating the working results of such projects in a complete shape, the interest charges have been worked out notionally at the rate fixed for the year 1978-79 and exhibited in the statement. After meeting the working expenses and the interest on capital outlay the schemes exhibited a net loss totalling to Rs. (-) 2,35,26.66 lakh as against Rs. (-) 2,22,92.45 lakh in the year 2004-2005. The net loss expressed as the percentage of Capital Outlay to the end of 2005-2006 is (-) 9.42 as against (-) 9.14 to the end of 2004-2005.

3. Non-assessment of Betterment Levy and Water Charges:-

Betterment charges have not been levied on land irrigated by the Canals of Irrigation Schemes.

4. Productive and Unproductive Works:-

Works in the Irrigation Department are classified as Productive and Unproductive according to the net revenue (Gross revenue less working expenses) derived from each work on expiry of ten years from the closure of construction estimate covers or does not cover the prescribed annual interest charges on the capital invested.

The productivity test involves certain proforma adjustments which do not appear in the regular Government Accounts. If a work classed as productive, fails to yield the prescribed return for three successive years it is classed as "Unproductive". Similarly, if a work classed as "Unproductive" yields for the successive years the prescribed return, it is transferred to "Productive" class. The prescribed rate was 4 per cent on Power and 3 per cent on irrigation for Hirakud Dam Project, 4 per cent for Orissa Canals Project and Rushikulya System, 4.5 per cent for Salandi Irrigation Project and Medium Irrigation Projects, 3.57 per cent for Delta Irrigation Project upto 31st March 1987. The information regarding revision of such rates, if any, is awaited from the Government.

Hirakud Dam Project Stage-I and Stage-II have been classified as "Productive" from the year 1966-67. The other medium Irrigation Projects have been classed as "Unproductive".

3(ii) FINANCIAL RESULTS OF ELECTRICITY SCHEMES

1. Machhkund Hydro Electric (Joint) Scheme:-The Government of Orissa had undertaken the Machhakund Hydro-Electric (Joint) Schemes in 1944 jointly with the Government of Andhra Pradesh with equal rights. Subsequently the Government of Orissa agreed to transfer 20 percent of its rights to the Government of Andhra Pradesh for 99 years in lieu of compensation paid by the latter to the former, according to the terms and conditions agreed upon between the two Governments. During the construction period, Orissa and Andhra Pradesh were to bear 30 percent and 70 percent respectively of the capital expenditure. The capital invested by the Government of Orissa to the end of 1958-59 was Rs. 462.64 lakh. Debts raised by the Government of Andhra Pradesh for Rs. 64.94 lakh representing Orissa share (30 percent) of the capital expenditure during 1959-60 to 1992-93 have not been accepted by the Government of Orissa.

With the formation of the Orissa State Electricity Board from 1st March 1961, all the completed electrical transmission and distribution systems and the Talcher Thermal Scheme have been transferred to the Board. The Government, however, retained the Machhakund Hydro-Electric (Joint) Scheme under its control till 31st March 1979 and thereafter, the management rights of the Machhakund Power House was vested with the Orissa State Electricity Board with effect from 1st April 1979 and Orissa State Electricity Board is to bear the state share of the operation and maintenance charges in their account and receive payment of interest charges and royalty on behalf of the State Government. The Board shall also maintain and render complete accounts of receipts and expenditure to the State Government at the close of each financial year.

The interest charges on capital provided by the Government for the scheme have not been adjusted in the accounts for 2005-2006 on the analogy of the decision of the State Government to discontinue maintenance of accounts separately for commercial schemes and also in absence of necessary budget provision. The gross receipt from the scheme and working expenses exclusive of interest on capital to end of 2005-2006 were Rs. 12,26.85 lakh and Rs. 7,08.34 lakh respectively.

The Government of Orissa vide Energy Deptt. Notification No. 6052, dt. 29.03.97 has amended the Orissa Electricity Reform (Transfer of Undertakings, Assets, Liabilities, Proceedings and Personnel) Scheme Rules, 1996. Such amendment included the transfer of Orissa Share of Assets of Machhkund Hydro Electric Project with generating plants and machinery & appurtenant structures to Orissa Hydro Power Corporation Ltd. with effect from 1st April, 1997. It was joint project of erstwhile OSEB and APSEB. The dispute between OSEB and APSEB prior to 1.4.97 have not yet been settled.

2. Balimela Dam and Power Project:-The Balimela Dam (Joint) Project was taken up for execution by the Government of Orissa in the year 1961-62 at the estimated cost of Rs. 24 crore in pursuance of an inter-state agreement signed by the Chief Ministers of Orissa and Andhra Pradesh. The cost of the joint Dam was to be shared equally by the two Governments. The latest revised estimated cost stood at Rs. 52.14 crore. It was intimated by the Government that it has been agreed to in the XV meeting of the Balimela (joint) Control Board held on 23rd September 1975 that the Government of Andhra Pradesh would bear 50 percent of common works of Balimela Dam (Joint) Project as raised from time to time in excess of the original cost of Rs. 24 crore subject to the condition that the cost of Guntuwada weir as determined would be deducted from the share of Government of Andhra Pradesh. The operation and maintenance cost of the

Balimela Dam (Joint) Project was also to be similarly shared by both the Governments on 50:50 basis. The total expenditure on the project as a whole at the end of 2005-2006 as booked in the accounts was Rs. 89.39 crore (Dam Project Rs. 46.56 crore and Power Project Rs. 42.83 crore).

No revenue receipts against Balimela Power Scheme appeared in the Accounts for 2005-2006 since the Balimela Power House has been transferred to the control of Orissa State Electricity Board with effect from 1st April 1979.

However, working expenses of Rs. 1,46 lakh was booked against Balimela Dam Project during the year 2005-2006.

The interest charges on the capital invested on the scheme has not been adjusted in accounts for 2005-2006 on the analogy of the decision of the State Government to discontinue maintenance of accounts separately for commercial scheme and also in the absence of necessary budget provision.

STATEMENT NO. 4 - DEBT POSITION

(i) Statement of Borrowings : -

Nature of Debt (1)	Balance on 1st April 2005 (2)	Receipts during the year (3)	Repayments during the year (4)	Balance on 31st March 2006 (5)	Net Increase + Decrease - (6)
(In crore of rupees)					
E - Public Debt					
6003-Internal debt of the State Government	1,63,46.13	21,05.27	5,05.03	1,79,46.37	16,00.24
6004-Loans and Advances from the Central Government	93,26.61	-10.31 (A)	5,32.55	87,83.75	-5,42.86
Total- E - Public Debt	2,56,72.74	20,94.96	10,37.58	2,67,30.12	10,57.38
I - Small Savings, Provident Funds, etc.	83,80.80	27,42.18	13,94.03	97,28.95	13,48.15
Grand Total :	3,40,53.54	48,37.14	24,31.61	3,64,59.07	24,05.53

No law under Article 293 of the Constitution has been passed by the Legislature of the State laying down the limit within which the Government may borrow on the security of the Consolidated Fund of the State. However the Orissa Legislative Assembly has passed "THE ORISSA FISCAL RESPONSIBILITY AND BUDGET MANAGEMENT ACT, 2005" (ORISSA ACT 6 of 2005) and "THE ORISSA FISCAL RESPONSIBILITY AND BUDGET MANAGEMENT (AMENDMENT) ACT 2006 (ORISSA ACT 6 of 2006)

The Act provides for the responsibility of the State Government to ensure prudence in fiscal management and fiscal stability by progressive elimination of revenue deficit and sustainable Debt management consistent with fiscal stability.

The Government has committed to (a) reduce the revenue deficit to nil within a period of five years beginning from 1st April 2004 and ending on 31st March 2009 (b) reduce the fiscal deficit to not more than 3 percent of the estimated Gross State Domestic Products within a period of five financing years beginning from 1st April 2004 and ending on 31st March 2009 (c) reduce the fiscal deficit by 1.5 percentage of Gross State Domestic Product in each of the Financial Year beginning from 1st April 2004 in a manner consistent with the goal set in clause (b) and (d) generate a primary surplus of over two percent of Gross State Domestic Product by the year ending 31st March 2008.

(A) Minus credit is due to Recovery of Additional Central Assistance for Externally Aided Projects vide Government of India, Ministry of Finance, Department of Expenditure sanction No. 54 (1) PF-I/2005-215 Dt. 27.03.2006.

EXPLANATORY NOTES

1. Public Debt:- The total Public Debt of the State Government increased by Rs. 10,57.38 crore during the year 2005-2006 and stood at Rs. 2,67,30.12 crore at the close of the year. Further details are given in Statement No.17 and Annexure thereto.

2. Internal Debt:- The Internal Debt of the State Government comprises (i) long term loans raised from the open market, (ii) loans received from the Autonomous Bodies, (iii) Cash Credit accommodation by the State Bank of India (iv) Ways and Means Advances from the Reserve Bank of India to cover the gap in the State's resources and (v) Special securities issued to National Small Savings Fund of the Central Government.

(i) Open Market Loans:- These are long term loans raised in the open market having a currency of more than twelve months. During the year a loan of Rs. 5,06.13 crore was raised. Details are given in Annexure to Statement 17. During the year Rs. 4,02.99 crore was repaid in discharge of expired loans of earlier years to the extent tendered for discharge. Rs. 6,60.00 crore was appropriated from Revenue for redemption of open market loans.

(ii) Loans received from Autonomous Bodies:- This category of borrowing includes loans obtained from Life Insurance Corporation of India, National Bank of Agriculture and Rural Development, National Co-operative Development Corporation, Rural Electrification Corporation of India, General Insurance Corporation of India, Indian Rare Earths Limited and Khadi and Village Industries Commission. During 2005-2006, the Government received Rs. 1,84.41 crore from these bodies and paid Rs. 82.79 crore in repayment of the outstanding loans. Rs. 0.07 crore was appropriated from Revenue to the Sinking Fund for amortisation of loans received from the Life Insurance Corporation of India.

(iii) Cash Credit Accommodation from the State Bank of India:- The Government did not avail of any Cash Credit Accommodation from the State Bank of India, Bhubaneswar during the year.

(iv) Ways and Means Advances from the Reserve Bank of India:- The shortfall in the prescribed minimum Cash Balance of the State Government is made good by taking Ways and Means Advance/Overdraft from the Reserve Bank of India. These are borrowings of purely temporary character, being repayable within twelve months. The Government did not avail any Ways & Means Advance or Overdraft from Reserve Bank of India during the year as there was no shortfall in the prescribed minimum cash balance of the State Government.

(v) An amount of Rs. 13,94.15 crore was received towards special securities issued to NSSF of Central Govt. during the year and Rs. 19.25 crore was repaid on this account. Rs. 4,71.15 crore was paid as interest by the Govt. during the year on special securities issued to NSSF of the Central Govt. An amount of Rs. 20.58 crore was also credited by R.B.I towards wrong recovery of Principal.

3. Loans from Government of India:- Rs. (–) 10.47 crore was received from the Government of India as loan during the year and Rs. 0.16 crore received during 2004-2005 has been accounted for during the current Financial year. (Outstanding balance on 1st April 2005 being Rs. 93,26.61 crore). The State Government repaid Rs. 5,32.55 crore during the year. Interest of Rs. 7,47.10 crore was also paid by Government on loans taken from Government of India. All the loans received from Central Government during the current Financial year have been duly accounted for and there is no arrear towards repayment of Principal and payment of interest.

Rehabilitation Loans and Loans under National Loan Scholarship Schemes:- In case of certain categories of loans such as loans for rehabilitation of displaced persons, repatriates, etc. rehabilitation of Gold Smiths and National Loan Scholarship Schemes, the repayment by the State Government has been restricted to the half of the Principal of Loan recovered from the beneficiaries of loan and the other half is retained by the State Government as grants from the Central Government during 2005-2006.

4. Small Savings, Provident Funds etc. :-This comprises mainly the Provident Fund balances of the Government servants.

(ii) Other Obligations:-

In addition to the above balances at the credit of earmarked and other funds as also certain deposits to the extent of which these have not been invested but are merged with General Cash Balance of the Government also constitute, the liability of the State Government. Such liability at the end of 2005-2006 was Rs. 20,08.94 crore as given below. Further details are given in Statement No. 16 and 19.

Nature of Obligation	Balance on 1st April 2005	Receipts during the year	Repayments during the year	Balance on 31st March 2006	Net Increase + Decrease – during the year
(1)	(2)	(3)	(4)	(5)	(6)
(In crore of rupees)					
Interest bearing obligations such as Depreciation Reserve Funds of Commercial Undertakings.	54.00	52.23	--	4.84 (a)	-49.16
Other obligations	18.79	--	0.13	18.66	-0.13
Non-interest bearing obligations such as Deposits of Local Funds, Civil Deposits and other earmarked Funds.	19,66.86	34,09.82	34,92.63	19,85.44 (a)	18.58
Total:	20,39.65	34,62.05	34,92.76	20,08.94	-30.71

(a) Difference of Rs. 1,01.39 crore is due to Proforma transfer of balance from 8121-General and Other Reserve Funds-122-Calamity Relief Fund to new head of account 8235-General and Other Reserve Funds-111-Calamity Relief Fund

(iii) Service of Debt :-

(a) *Interest on Debt and other obligations* : The outstanding gross Debt and other obligations and the total amount of Interest Charges met from revenue during 2004-2005 and 2005-2006 are given below :-

(1)	2004-2005 (2)	2005-2006 (3)	Net Increase + or Decrease - (4)
(In crore of rupees)			
Outstanding Debt and other obligations at the end of the year	3,60,93.19	3,84,68.01	23,74.82
1. Interest paid by Government			
(i) On Public Debt and Small Savings, Provident Funds, etc.	33,31.91	36,97.02	3,65.11
(ii) On other obligations	0.11	0.08	-0.03
Total-1	33,32.02	36,97.10	3,65.08

(1)	2004-2005 (2)	2005-2006 (3)	Net Increase + or Decrease - (4)
(In crore of rupees)			

2. Deduct:-

(i) Interest received on loans and advances given by the Government.	2,14.25	2,06.12	-8.13
(ii) Interest realised on investment of Cash Balances.	16.04	90.49	74.45
Total-2	2,30.29	2,96.61	66.32

3. Net amount of interest charges
(1) - (2)

Percentage of Gross Interest (1) to total Revenue Receipts

Percentage of Net Interest (3) to total Revenue Receipts

There were in addition certain other receipts and adjustments totalling Rs. 1.41 crore. If these are also taken into account, the net burden on revenue will be Rs. 33,99.08 crore.

Government also received during the year Rs. 1,20.59 crore as dividend on investments in various commercial undertakings, etc.

(b) *Appropriation for reduction or avoidance of Debt*:- The amount appropriated from revenue during 2004-2005 and 2005-2006 for reduction or avoidance of Debt were as under:-

(1)	2004-2005 (2)	2005-2006 (3)	Net Increase + or Decrease - (4)
(In crore of rupees)			
Contribution to Sinking Fund and Consolidated Sinking Fund	7,85.00	6,60.07	-1,24.93

STATEMENT No. 5 - LOANS AND ADVANCES BY THE STATE GOVERNMENT*(i) Statement of Loans and Advances (A)*

Category of Loans and Advances	Outstanding on 1st April 2005	Paid during the year	Repaid during the year	Outstanding on 31st March 2006	Net additions during the year
1	2	3	4	5	6
(In crore of rupees)					
(i) - Loans for General Services -	1.00	1.00	..
(ii) - Loans for Social Services -					
Education, Sports, Art and Culture	6.74	..	0.22	6.52	-0.22
Water Supply, Sanitation, Housing and Urban Development.	128.10	5.89	6.90	1,27.09	-1.01
Information and Broadcasting	0.54	0.54	..
Welfare of Scheduled Castes, Scheduled Tribes and Other Backward Classes.	11.25	11.25	..
Social Welfare and Nutrition	1.83	1.83	..
Others	0.48	0.48	..
Total - (ii) - Loans for Social Services	1,48.94	5.89	7.12	1,47.71	-1.23
(iii) - Loans for Economic Services -					
Agriculture and Allied Activities	1,27.76	2.05	7.11	1,22.70	-5.06
Rural Development	0.91	..	0.04	0.87	-0.04
Irrigation and Flood Control	5.43	5.43	..
Energy	23,57.29	9.84	1,48.33	22,18.80	-1,38.49
Industry and Minerals	2,13.87	..	40.64	1,73.23	-40.64
Transport	16.39	0.03	..	16.42	0.03
General Economic Services	7.34	7.34	..
Total - (iii) - Loans for Economic Services.	27,28.99	11.92	1,96.12	25,44.79	-1,84.20
(iv) - Loans to Government Servants, etc.	3,22.62	18.93	1,39.03	2,02.52	-1,20.10
(v) - Loans for Miscellaneous Services, etc.	4,17.98	30.46	5.33	4,43.11	25.13
Total :	36,19.53	67.20	3,47.60	33,39.13	-2,80.40

(A) A more detailed account is given in Statement No. 18.

EXPLANATORY NOTES

(i) The loans for energy (Rs. 22,18.80 crore) constitute the largest (66.45 percentage) of the outstanding balance on 31st March 2006. The Orissa State Electricity Board / GRIDCO was the recipient of these loans.

The outstanding balance includes Rs. 65.60 crore treated as loans in the form of assets transferred to the Orissa State Electricity Board on its formation on 1st March 1961. Government stated (April 1982) that these asset loans were declared as irredeemable loans to the Board. This irredeemable loan is shown outstanding for want of Government decision regarding the manner of treatment of the loan in the accounts.

(ii) **Recoveries in arrears** :- Complete information about arrears in recoveries of loans and advances, detailed accounts of which are maintained by the Departmental Officers has not been received.

Seven, out of twenty five departments, have furnished the information as called for till July 2006.

Recovery of Rs. 1,05.91 lakh (Principal Rs. 35.55 lakh and Interest Rs. 70.36 lakh) was overdue on 31st March 2006.

Description of Loans (1)	Amount Overdue (In lakh of rupees)	
	Principal (2)	Interest (3)
6403 – Loans for Animal Husbandry	16.18	19.25
6404 – Loans for Diary Development	1.00	5.77
6424 – Loans for Co-operatives	18.37	45.34
TOTAL	35.55	70.36

The Departments in respect of which the information about arrears in recovery has not been furnished are given below: -

Name of the Department

General Administration
 Revenue
 Finance
 Commerce
 Energy
 Textile & Handloom
 Panchayati Raj
 Industries
 Transport
 Forest and Environment
 Agriculture
 Co-operation
 Higher Education
 Welfare
 Health & Family Welfare
 Excise
 Housing and Urban Development
 Steels and Mines

An amount of Rs. 40,05.15 lakh (Principal Rs. 32,23.60 lakh and interest Rs.7,81.55 lakh) was due for recovery at the end of 2005-2006 in respect of Loans and Advances to Municipalities, Local Bodies, Corporations and Loans under State Aid to Industries Act, for which detailed accounts are maintained in Accounts office as shown below:-

Description of Loans (1)	Amount Overdue (In lakh of rupees)	
	Principal (2)	Interest (3)
6217 – Loans for Urban Development - Loans to Municipalities, Local bodies etc.	31,94.42	7,69.99
6851 – Loans for Village and Small Industries - Loans under State-Aid to Industries Act	29.18	11.56
Total	32,23.60	7,81.55

Year-wise analysis of overdue Principal and Interest of these loans and advances are given below :-

Year (1)	Principal (2)	Interest (3)
(In lakh of rupees)		
Upto 1988-89	59.37	1,33.40
1989-90	29.85	15.26
1990-91	0.28	18.12
1991-92	0.08	19.41
1992-93	23.73	20.72
1993-94	28.96	20.46
1994-95	37.30	20.42
1995-96	47.81	20.19
1996-97	1,22.91	20.27
1997-98	1,89.56	20.59
1998-99	7,76.19	17.49
1999-2000	5,41.24	1,16.69
2000-2001	8,46.10	1,27.74
2001-2002	3,27.20	1,26.36
2002-2003	1,93.02	57.41
2003-2004	..	27.02
2004-2005
Total	32,23.60	7,81.55

STATEMENT No. 6

GUARANTEES GIVEN BY GOVERNMENT FOR REPAYMENT OF LOANS ETC. RAISED BY STATUTORY CORPORATIONS, GOVERNMENT COMPANIES, JOINT STOCK COMPANIES, LOCAL BODIES, OTHER INSTITUTIONS AND PRIVATE PARTIES.

The guarantees given by the Government are shown below:-

Public or other body for which guarantee has been given and brief nature of guarantee. (1)	Maximum amount guaranteed (Principal only) (2)	Sums guaranteed / outstanding on 31st March 2006	
		Principal (3)	Interest/ Dividend (4)

(In lakh of rupees)

Loans, Debentures, Bonds etc. raised by :-

1. Statutory Corporations and Boards (4)	43,27,66.64	20,46,55.08	--
2. Government Companies (26)	26,93,76.89	9,34,98.97	--
3. Co-operative Banks and Societies (46)	18,16,02.72	3,59,02.13	--
4. Notified Area Councils, Municipalities and Improvement Trusts (86)	4,14,28.65	1,55,63.29	--
Total - (162)	92,51,74.90	34,96,19.47	--

No law under Article 293 of the Constitution has been passed by the State Legislature laying down the limits within which the Government may give guarantees on the security of the Consolidated Fund of the State.

Note:

(1) The information has been collected from the Explanatory Memorandum to the Budget 2006-2007.

(2) Administrative ceiling has been imposed in the year 2002, that the total outstanding Government guarantees, as on 1st day of April every year, shall not exceed 100 percent of the State revenue receipts of the second preceeding year as reflected in the books of accounts maintained by Accountant General.

STATEMENT No. 6 - Contd.

The particulars of the guarantees are given below:-

Public or other body for which guarantee has been given and brief nature of guarantee. (1)	Maximum amount guaranteed (Principal only) (2)	Sums guaranteed / outstanding on 31st March 2006	
		Principal (3)	Interest/ Dividend (4)

(In lakh of rupees)

1. Statutory Corporations and Boards

(i) Guarantee given to O.S.E.B / GRIDCO for payment of Interest and repayment of principal.	36,89,37.58	18,25,60.83	--
(ii) Guarantee given to IDBI and L.I.C for repayment of loan by Orissa State Road Transport Corporation for purchase of new buses.	38,87.00	--	--
(iii) Guarantee given to different banks for repayment of loans by Orissa State Warehousing Corporation taken for construction of storage godowns.	2,86.56	--	--
(iv) Guarantee given for issue of bonds and repayment of Share Capital and payment of dividend by Orissa State Financial Corporation.	5,96,55.50	2,20,94.25	--
Total - Statutory Corporations (4)	43,27,66.64	20,46,55.08	--

2. Government Companies

Guarantee for repayment of Loans, Cash credits, Working Capitals (26)	26,93,76.89	9,34,98.97	--
---	-------------	------------	----

STATEMENT No. 6 - Contd.

Public or other body for which guarantee has been given and brief nature of guarantee. (1)	Maximum amount guaranteed (Principal only) (2)	Sums guaranteed / outstanding on 31st March 2006	
		Principal (3)	Interest/ Dividend (4)

(In lakh of rupees)

3. Co-operative Banks and Societies :

(i) Co-operative Banks (2) :

(A) Guarantee given for NCDC projects for Orissa State Co-operative Bank for construction of godowns, conversion of S.T. Loans to M.T. Loans, bulk guarantee for refinance from NABARD.	12,74,79.28	2,21,85.47	--
---	-------------	------------	----

(B) Guarantee given to Orissa State Co-operative Agriculture and Rural Development Bank Ltd. towards bulk guarantee for floatation of debentures.	1,27,80.00	69,50.34	--
---	------------	----------	----

(C) Guarantee given in favour of Orissa State Co-operative Bank Limited, for Cash Credit to Primary Weavers Co-operative Society.	2,10,00.00	--	--
---	------------	----	----

(ii) Rural Electric Co-operative Society (1)

Guarantee given for Athagarh Rural Electric Co-operative Society towards refinance of Rural Electric Scheme by NABARD.	1,63.16	47.78	--
--	---------	-------	----

(iii) Orissa State Co-operative Oil seed Growers Federation Ltd.(1)

Guarantee given for long-term loan from NDDDB for vegetable oil project and margin money for Working Capital.	29,84.53	11,77.95	--
---	----------	----------	----

(iv) Marketing Co-operative Societies (15)

Guarantee given for repayment of Block Capital, Working Capital and Cash Credit Loan from State Bank of India.	24,91.15	12.42	--
--	----------	-------	----

(v) Cold Storage Plants (2)

Guarantee given for Working Capital and Block Capital.	6.71	4.69	--
--	------	------	----

STATEMENT No. 6 - Contd.

Public or other body for which guarantee has been given and brief nature of guarantee. (1)	Maximum amount guaranteed (Principal only) (2)	Sums guaranteed / outstanding on 31st March 2006	
		Principal (3)	Interest/ Dividend (4)
(In lakh of rupees)			
(vi) Co-operative Sugar Mills (3)			
Joint guarantee by the State and Central Government on 50:50 basis given to Industrial Finance Corporation of India, Orissa State Financial Corporation and Orissa State Co-operative Bank for project cost.	45,10.00	7,07.52	--
(vii) Fishermen's Co-operatives (7)			
Guarantee given for repayment of loans and payment of Interest thereon taken for purchase of Trawlers, Boats and Nets.	4,39.08	62.00	--
(viii) Dairy Co-operatives (2)			
Guarantee given for repayment of loans taken for establishment of cattle feed at Chiplima, Sambalpur, for block capital for operation flood-II and III, and for working capital.	8,75.65	3,09.33	--
(ix) Co-operative Spinning Mills (8)			
Guarantee given for repayment of principal taken for term loan and block capital.	36,88.31	4,58.19	--
(x) Co-operatives under Tribal Area Sub-Plan (4)			
Guarantee given for repayment of term loans from NSFDC, New Delhi.	32,40.00	30,86.98	--
(xi) OBC Co-operative (1)			
Guarantee given to OBC Finance and Development Co-operative Corporation towards Block convert guarantee term loan.	19,44.85	8,99.46	--
Total – Co-operative Banks and Societies	18,16,02.72	3,59,02.13	--

STATEMENT No. 6 - Contd.

Public or other body for which guarantee has been given and brief nature of guarantee.	Maximum amount guaranteed (Principal only)	Sums guaranteed / outstanding on 31st March 2006	
		Principal	Interest/ Dividend
(1)	(2)	(3)	(4)
(In lakh of rupees)			
4. Notified Area Councils, Municipalities and Improvement Trusts			
(i) Guarantee given for repayment of Principal and payment of interest on loans obtained by Notified Area Councils for basic sanitation schemes and water supply schemes (40).	3,86.20	79.13	--
(ii) Guarantee given for repayment of principal and payment of interest on loans obtained by Municipalities for basic sanitation and water supply schemes (33)..	19,86.27	7,08.54	--
(iii) Improvement Trusts (1+12=13)			
(A) Guarantee given for Orissa State Housing Board and GRIT, Bhanjanagar for repayment of principal and payment of interest on loans obtained for various housing schemes (2).	1,66,36.51	73,01.02	--
(B) Guarantee given for other Improvement Trusts for repayment of principal and payment of interest on loans obtained for housing schemes (11).	2,24,19.67	74,74.60	--
Total – Notified Area Councils, Municipalities and Improvement Trusts (86)	4,14,28.65	1,55,63.29	--

In consideration of the guarantee given by the Government, the institutions in some cases are required to pay guarantee commission at rates varying from 0.01 percent to one percent. Complete information about guarantee commission has not been received from the departments. Out of thirty-eight departments only nine departments have furnished the information till July, 2006.

STATEMENT No. 6 - Concl'd

In the following cases, the guarantee commission was in arrears as on 31st March 2006.

Principal Debtor 1	Number 2	Amount 3
1. Government companies
TOTAL

Details of guarantee commission realised during the year

Principal Debtor 1	Number 2	Amount 3
		(In lakh of rupees)
1. Government Companies	2	18.46
TOTAL	2	18.46

STATEMENT No. 7

CASH BALANCES AND INVESTMENT OF CASH BALANCES

1	As on 1st April 2005 2	As on 31st March 2006 3
(In lakh of rupees)		
(a) General Cash Balance		
1. Cash in Treasuries	3,68.57	2,75.54
2. Deposits with the Reserve Bank	-2,16,55.34	50,00.26
3. Remittances in Transit	Nil	Nil
Total	-2,12,86.77	52,75.80
4. Investments held in the Cash Balance- Investment Account	6,75,58.30	27,28,16.84
Total (a)	4,62,71.53	27,80,92.64
(b) Other Cash Balances and Investments		
1. Cash with Departmental Officers (viz. Officers of Forest, Public Works Departments, etc.)	23,30.71	18,75.66
2. Permanent Advances for contingent expenditure with Departmental Officers	30.02	30.28
3. Investments of Earmarked Funds.	11,95,00.00	22,46,53.58
Total (b)	12,18,60.73	22,65,59.52
Total (a) and (b)	16,81,32.26	50,46,52.16

EXPLANATORY NOTES

1. The cash balance represents the combined balances of the Consolidated Fund, Contingency Fund and Public Account. The balance against Deposits with Reserve Bank shown in the Government accounts on 31st March, 2006 is the balance arrived at after taking into account the Inter-Government monetary transactions pertaining to 2005-2006 advised to the Reserve Bank of India upto 25th April 2006.

2. Under an agreement with the Reserve Bank of India, the State Government has to maintain with the Bank a minimum balance of Rs. 1,28.00 lakh on all working days. The Bank informs the Government of its daily balance with the Bank at the close of each working day.

If the balance falls below the agreed minimum on any day, the deficiency is made good either by taking a Ways and Means advance from the Reserve Bank or by discounting the treasury bills. The Bank allows Ordinary and Special Ways and Means advances upto a limit mutually agreed upon between the Bank and Government. The limit for ordinary Ways and Means advances has been fixed at Rs. 2,70.00 crore.

The Bank has also agreed to give Special (secured) Ways and Means advances against pledge of Government securities. The operative limit of Special Ways and Means Advances is determined by the loanable value for holdings of Government of India Securities by Government of Orissa. Reserve Bank of India revises the limit time to time and intimates to Government of Orissa. If, even after the maximum advance is given, there is a shortfall in the minimum cash balance, the shortfall is left uncovered. Overdrafts are given by the Bank if the State has a minus balance after availing of the maximum advance.

As per the report of the Advisory Committee on Ways and Means Advances to State Government the scheme to be implemented from March 3, 2003 is as follows :-

- (i) States have to avail special Ways and Means Advances prior to availing normal WMA.
- (ii) The rate of interest on special WMA will be one percent below Bank Rate.
- (iii) The rate of interest on normal WMA would be Bank Rate for 1 to 90 days and one percent above the Bank Rate for the period beyond 90 days.
- (iv) The rate of interest on overdraft would be three percent above Bank Rate for overdraft up to 100 percent of the normal WMA limit and six percent above Bank Rate for overdraft exceeding 100 percent of the normal WMA limits.

The Bank rate of interest during 2005-2006 was 6%.

The extent to which the Government maintained the minimum balance with the Bank during 2005-2006 is indicated below :-

(i) Number of days on which minimum balance was maintained without obtaining any advance.	365 days
(ii) Number of days on which minimum balance was maintained by taking Ordinary and Special Ways and Means advances.	Nil
(iii) Number of days on which there was shortfall in minimum balance after taking above advances but no overdraft was taken.	Nil
(iv) Number of days on which overdraft was taken.	Nil

3. The investments held in the cash balance Investment Account as on 31st March 2006 were for Rs. 27,28,16.84 lakh. These were invested in Government of India securities and Treasury Bills and Industrial Finance Corporation Bonds. The interest realised during the year on such investment was Rs. 90,49.47 lakh, which included Rs. 50,36.81 lakh being interest on fourteen days Treasury Bills rediscounted during 2005-2006.

4. The investment from out of the earmarked funds at the end of the year was Rs. 22,46,53.58 lakh, details of which are given in the Annexure to Statement No. 19.

5. The interest on investment held in cash balance investment account and earmarked funds are calculated by the Reserve Bank of India.

There was a difference of Rs. 15,27.61 lakh (Net Cr.) between the figures reflected in the Accounts Rs. 50,00.26 lakh (Net Dr.) and that intimated by the Reserve Bank of India Rs. 65,27.87 lakh (Net Cr.) relating to the deposit with Reserve Bank included in the Cash Balance. After reconciliation and adjustment the difference to the extent of Rs. 22.59 Lakh (Net Dr.) remains to be reconciled (June-2006).

STATEMENT No. 8

SUMMARY OF BALANCES UNDER CONSOLIDATED FUND,
CONTINGENCY FUND AND PUBLIC ACCOUNT

The following is a summary of balances as on 31st March, 2006 :-

Debit Balances	Sector of the General Account	Name of Account	Credit Balances
1	2	3	4
(In thousand of rupees)			
CONSOLIDATED FUND			
3,23,36,40,10	A, B, C , D, G ,H and Part of L	Government Account	
	E	Public Debt	2,67,30,11,75
33,39,13,08	F	Loans and Advances	
CONTINGENCY FUND			
		Contingency Fund	1,09,57,34
PUBLIC ACCOUNT			
	I	Small Savings, Provident Funds, etc.	97,28,94,42
RESERVE FUNDS			
(a) Reserve funds bearing Interest			
		Gross Balance	4,83,96
(b) Reserve funds not bearing Interest			
		Gross Balance	21,29,68,75
22,46,53,58		Investment	
DEPOSITS AND ADVANCES			
	K	(a) Deposits bearing Interest	18,65,21
		Gross Balance	
		(b) Deposits not bearing Interest	21,02,28,68
		Gross Balance	
8,55,14		(c) Advances	
SUSPENSE AND MISCELLANEOUS			
60,05,55	L	Gross Balance	
27,28,16,84		Investments	
19,43,91		Other Items (net)	
33,06,11	M	REMITTANCES	
52,75,80	N	CASH BALANCE (closing)	
4,08,24,10,11	Total		4,08,24,10,11

EXPLANATORY NOTES

1. The significance of the term “Government Account” is explained in the Note (3) below. The other headings in the summary taking into account the balances under all account heads in the Government books, where the Government has a liability to repay the money received or has a claim to recover the amounts paid and also heads of account opened in the books for adjustment of remittance transactions. It must be understood that these balances cannot be regarded as a complete record of financial position of Government of Orissa as these do not take into account the physical assets of the State such as land, buildings or communications etc. nor any accrued dues or outstanding liabilities which are not brought to account under the cash basis of accounting followed by the Government.

2. A summary of the receipts, disbursements and balances under Debt, Contingency Fund and Public Account is given in Statement No.16.

(a) In a number of cases there are un-reconciled differences in the closing balances as reported in Statement No.16 and those shown in separate registers or other records maintained in the Accounts Office/Departmental Offices for the purpose. Steps are being taken to settle the discrepancies as soon as possible. In many cases, the full details and documents required for the purpose are awaited from Departmental/Treasury Officers. Some Important cases are detailed in Appendix-II.

(b) The balances are communicated to the departmental officers every year for acceptance thereof. In a large number of cases such acceptances have not been received (March, 2006). Some instances where the verification and acceptances of balances involving large amounts have been delayed are given in Appendix-III. In many cases the delay extends to over several years.

3. Government Account:- Under the system of book-keeping followed in Government Accounts, the amounts booked under revenue, capital and other transactions of Government the balances of which are not carried forward from year to year, are closed to a single head called “Government Account”. The balance under this head represents the cumulative result of all such transactions so that after adding these to the balances under the heads of account relating to Public Debt, Loans and Advances, Small Savings, Provident Funds, etc. Reserve Funds, Deposits and Advances, Suspense and Miscellaneous (Other than Miscellaneous Government Account), Remittances and Contingency Fund, the closing cash balance at the end of the year may be worked out and proved. The Government Account for 2005-2006 given below will show how the net amount at the close of the year has been arrived at :-

Debit	Details	Credit
(In thousand of rupees)		
3,17,79,53,94	A - Amount at the Debit of Government Account on 1st April 2005	
	B - Receipt Heads (Revenue Account)	1,40,84,71,48
1,36,03,51,58	C - Expenditure Heads (Revenue Account)	
10,38,06,06	D - Expenditure Heads (Capital Account)	
	E - Amount of Debit of the Government Account on 31st March 2006	3,23,36,40,10
4,64,21,11,58	Total	4,64,21,11,58

P A R T II

**DETAILED ACCOUNTS AND OTHER STATEMENTS
SECTION A - REVENUE AND EXPENDITURE**

STATEMENT No. 9

STATEMENT OF REVENUE AND EXPENDITURE UNDER DIFFERENT HEADS
EXPRESSED AS A PERCENTAGE OF TOTAL REVENUE / TOTAL EXPENDITURE

Heads	Amount (In lakh of rupees)	Percentage of total revenue	Percentage of total expenditure
1	2	3	4
REVENUE			
A - TAX REVENUE			
<i>(a) Taxes on Income and Expenditure</i>			
(i) Corporation Tax	13,46,48.00	9.56	9.90
(ii) Taxes on Income Other than Corporation Tax	9,49,17.00	6.74	6.98
(vi) Other Taxes on Income and Expenditure	66,18.23	0.47	0.49
<i>(b) Taxes on property & Capital transactions</i>			
Land Revenue	69,61.84	0.49	0.51
Stamps and Registration Fees	2,36,06.06	1.68	1.73
Taxes on wealth	2,65.00	0.02	0.02
<i>(c) Taxes on Commodities and Services</i>			
Customs	9,50,74.00	6.75	6.99
Union Excise Duties	12,68,76.00	9.01	9.33
State Excise	3,89,32.77	2.76	2.86
Taxes on Sales, Trades, etc.,	30,11,72.78	21.38	22.14
Taxes on Vehicles	4,05,85.48	2.88	2.98
Taxes on Goods and Passengers	4,63,33.99	3.29	3.41
Taxes and Duties on Electricity	3,53,13.47	2.51	2.59
Service Tax	3,59,62.00	2.55	2.64
Other Taxes and Duties on Commodities and Services	6,36.21	0.05	0.05
Total - A - Tax Revenue	98,79,02.83	70.14	72.62
B - NON-TAX REVENUE			
<i>(a) Fiscal Services</i>			
	0.65
<i>(b) Interest Receipts, Dividends and Profits</i>			
	4,18,60.92	2.97	3.08
<i>(c) Other Non-Tax Revenue-</i>			
(i) General Services	63,56.10	0.45	0.47
(ii) Social Services	1,00,69.48	0.72	0.74
(iii) Economic Services	9,49,03.21	6.74	6.97
Total - B - Non-Tax Revenue	15,31,90.36	10.88	11.26
C - GRANTS-IN-AID AND CONTRIBUTIONS			
	26,73,78.30	18.98	19.66
Grand Total - REVENUE	1,40,84,71.49	1,00.00	1,03.54

STATEMENT No. 9 - Contd.

Heads	Amount (In lakh of rupees)	Percentage of total revenue	Percentage of total expenditure
1	2	3	4
EXPENDITURE			
A - GENERAL SERVICES			
(a) <i>Organs of State</i>	97,76.37	0.69	0.72
(b) <i>Fiscal services</i>			
(ii) <i>Collection of Taxes on Property and capital transactions</i>			
Land Revenue	1,17,60.19	0.84	0.86
Stamps and Registration	15,56.11	0.11	0.11
(iii) <i>Collection of taxes on Commodities and Services</i>			
State Excise	13,36.77	0.09	0.10
Taxes on Sales, Trades, etc.	25,05.47	0.18	0.18
Taxes on Vehicles	10,35.49	0.07	0.08
Other Taxes and Duties on Commodities and Services	2,58.55	0.02	0.02
(iv) <i>Other Fiscal Services</i>	2,46.39	0.02	0.02
<i>Total - (b) - Fiscal Services</i>	1,86,98.97	1.33	1.37
(c) <i>Interest Payments and Servicing of Debt</i>	43,57,17.17	30.94	32.03
(d) <i>Administrative Services</i>	7,52,82.70	5.34	5.53
(e) <i>Pensions and Miscellaneous General Services</i>	14,30,90.95	10.16	10.52
Total - A - General Services	68,25,66.16	48.46	50.17
B - SOCIAL SERVICES			
(a) <i>Education, Sports, Art and Culture</i>	23,11,57.52	16.41	16.99
(b) <i>Health and Family Welfare</i>	4,50,63.71	3.20	3.31
(c) <i>Water Supply, Sanitation, Housing and Urban Development.</i>	4,50,07.07	3.19	3.31

STATEMENT No. 9 - Concl'd.

Heads	Amount (In lakh of rupees)	Percentage of total revenue	Percentage of total expenditure
1	2	3	4
EXPENDITURE - Contd.			
B - SOCIAL SERVICES - Contd.			
(d) <i>Information and Broadcasting</i>	12,35.92	0.09	0.09
(e) <i>Welfare of Scheduled Castes, Scheduled Tribes and Other Backward Classes.</i>	3,59,49.32	2.55	2.65
(f) <i>Labour and Labour Welfare</i>	38,37.02	0.27	0.28
(g) <i>Social Welfare and Nutrition</i>	10,27,70.47	7.30	7.56
(h) <i>Others</i>	27,50.69	0.20	0.20
Total - B - Social Services	46,77,71.72	33.21	34.39
C - ECONOMIC SERVICES			
(a) <i>Agriculture and Allied Activities</i>	5,60,58.34	3.98	4.12
(b) <i>Rural Development</i>	5,13,93.61	3.65	3.78
(d) <i>Irrigation and Flood Control</i>	2,35,33.66	1.67	1.73
(e) <i>Energy</i>	40,85.72	0.29	0.30
(f) <i>Industry and Minerals</i>	80,91.11	0.57	0.59
(g) <i>Transport</i>	2,04,93.29	1.46	1.51
(i) <i>Science, Technology and Environment</i>	12,77.96	0.09	0.09
(j) <i>General Economic Services</i>	3,03,94.40	2.16	2.24
Total - C - Economic Services	19,53,28.09	13.87	14.36
D - GRANTS-IN-AID AND CONTRIBUTIONS	1,46,85.61	1.04	1.08
Grand Total - EXPENDITURE	1,36,03,51.58	96.58	100.00

STATEMENT No. 10

STATEMENT SHOWING THE DISTRIBUTION BETWEEN
CHARGED AND VOTED EXPENDITURE

Actuals for 2005-2006

	<i>Charged</i>	Voted	Total
	(In thousand of rupees)		
Expenditure Heads (Revenue Account)	44,64,84,16	91,38,67,42	1,36,03,51,58
Expenditure Heads (Capital Account)	4,90,37	10,33,15,70	10,38,06,07
Disbursements under Public Debt and Loans and Advances (a)	10,37,58,55	67,19,94	11,04,78,49
Total :	55,07,33,08	1,02,39,03,06	1,57,46,36,14

(a) The figures have been arrived at as follows:-

	<i>Charged Expenditure</i>	Voted Expenditure
	(In thousand of rupees)	
E - Public Debt		
6003- Internal debt of the State Government	5,05,03,31	..
6004- Loans and Advances from the Central Government	5,32,55,24	..
F - Loans and Advances	..	67,19,94
Total :	10,37,58,55	67,19,94

STATEMENT No. 11

DETAILED ACCOUNT OF REVENUE RECEIPTS AND CAPITAL RECEIPTS BY MINOR HEADS

Heads	Actuals for 2005-2006
1	2
	(In thousand of rupees)
RECEIPT HEADS (Revenue Account)	
(The figures are net after taking into account refunds)	
A - TAX REVENUE	
(a) Taxes on Income and Expenditure	
0020- Corporation Tax	
901- Share of net proceeds assigned to States	13,46,48,00
Total - 0020	<u>13,46,48,00</u>
0021- Taxes on Income other than Corporation Tax	
901- Share of net proceeds assigned to States	9,49,17,00
Total - 0021	<u>9,49,17,00</u>
0028- Other Taxes on Income and Expenditure	
107- Taxes on Professions, Trades, Callings and Employment	66,46,23
901- Share of net proceeds assigned to States	-28,00
Total - 0028	<u>66,18,23</u>
Total - (a) Taxes on Income and Expenditure	<u>23,61,83,23</u>
(b) Taxes on Property & Capital Transactions	
0029- Land Revenue	
101- Land Revenue/Tax	1,58,00,23
103- Rates and Cesses on Land	-89,25,51
	(A)
800- Other Receipts	87,12
Total - 0029	<u>69,61,84</u>
0030- Stamps & Registration Fees	
01- Stamps - Judicial	
101- Court Fees realised in Stamps	32,37,24
102- Sale of Stamps	39,36
800- Other Receipts	5
Total - 01	<u>32,76,65</u>
02- Stamps - Non-Judicial	
102- Sale of Stamps	1,16,18,61
103- Duty on Impressing of Documents	17,11,62
800- Other Receipts	4,10,27
Total - 02	<u>1,37,40,50</u>
03- Registration Fees	
104- Fees for registering Documents	54,62,04
800- Other Receipts	11,26,87
Total - 03	<u>65,88,91</u>
Total - 0030	<u>2,36,06,06</u>

(A) Minus figure is due to refund of revenue as per decision of the Hon. Supreme Court against C.A. No. 1535 / 05 for refund of revenue realised from various Minings leases as cess after 4.4.1991.

STATEMENT No. 11 - Contd.

Heads 1	Actuals for 2005-2006 2
	(In thousand of rupees)
RECEIPT HEADS (Revenue Account) - Contd.	
A - TAX REVENUE - Contd.	
(b) Taxes on Property & Capital Transactions - Concltd.	
0032- Taxes on Wealth	
901- Share of net proceeds assigned to States	2,65,00
Total - 0032	<u>2,65,00</u>
Total - (b) Taxes on property and Capital Transactions	<u>3,08,32,90</u>
(c) Taxes on Commodities and Services	
0037- Customs	
901- Share of net proceeds assigned to States	<u>9,50,74,00</u>
Total-0037	<u>9,50,74,00</u>
0038- Union Excise Duties	
901- Share of net proceeds assigned to States	12,68,76,00
Total-0038	<u>12,68,76,00</u>
0039- State Excise	
104- Liquors	24
800- Other Receipts	3,89,32,53
Total - 0039	<u>3,89,32,77</u>
0040- Taxes on Sales, Trades, etc.	
101- Receipts under Central Sales Tax Act.	4,87,55,15
102- Receipts under State Sales Tax Act.	25,24,17,56
800- Other Receipts	7
Total - 0040	<u>30,11,72,78</u>
0041- Taxes on Vehicles	
101- Receipts under Indian Motor Vehicles Act	3,56,52
102- Receipts under the State Motor Vehicles Taxation Acts	4,31,99
800- Other Receipts	3,97,96,97
Total - 0041	<u>4,05,85,48</u>
0042- Taxes on Goods and Passengers	
102- Tolls on Roads	1,00,61,26
103- Tax Collection-Passengers Tax	2,96,83,01
106- Tax on entry of goods into Local Areas	25,98,77
800- Other Receipts	39,90,95
Total - 0042	<u>4,63,33,99</u>
0043- Taxes and Duties on Electricity	
101- Taxes on Consumption and Sale of Electricity	3,44,10,44
102- Fees under the Indian Electricity Rules	9,01,23
103- Fees for the Eletrical Inspection of Cinemas	1,35
800- Other Receipts	45
Total - 0043	<u>3,53,13,47</u>
0044- Service Tax	
901- Share of net proceeds assigned to States	3,59,62,00
Total - 0044	<u>3,59,62,00</u>

STATEMENT No. 11 - Contd.

Heads 1	Actuals for 2005-2006 2
	(In thousand of rupees)
RECEIPT HEADS (Revenue Account) - Contd.	
A - TAX REVENUE - Concl.	
(c) Taxes on Commodities and Services - Concl.	
0045- Other Taxes and Duties on Commodities and Services	
101- Entertainment Tax	10,43
115- Forest Development Tax	17
800- Other Receipts	6,64,61
901- Share of net proceeds assigned to States	-39,00
Total - 0045	<u>6,36,21</u>
Total - (c) Taxes on Commodities and Services	<u>72,08,86,70</u>
Total - A - Tax Revenue	<u>98,79,02,83</u>
B - NON-TAX REVENUE	
(a) Fiscal Services	
0047- Other Fiscal Services	
800- Other Receipts	65
Total - 0047	<u>65</u>
Total - (a) Fiscal Services	<u>65</u>
(b) Interest Receipts, Dividends and Profits	
0049- Interest Receipts	
<i>04- Interest Receipts of State/Union Territory Governments</i>	
103- Interest from Departmental Commercial Undertakings	9
107- Interest from Cultivators	15,05
110- Interest realised on Investment of cash balances	90,49,47
190- Interest from Public Sector and other Undertakings	1,65,09,33
191- Interest from Local Bodies	1,11,29
195- Interest from Co-operative Societies	94,72
800- Other Receipts	40,21,95
Total - 04	<u>2,98,01,90</u>
Total - 0049	<u>2,98,01,90</u>
0050- Dividends and Profits	
101- Dividends from Public Undertakings	1,20,15,84
200- Dividends from other Investments	43,18
Total - 0050	<u>1,20,59,02</u>
Total - (b) Interest Receipts, Dividends and Profits	<u>4,18,60,92</u>

STATEMENT No. 11 - Contd.

Heads 1	Actuals for 2005-2006 2
(In thousand of rupees)	
RECEIPT HEADS (Revenue Account) - Contd.	
B - NON-TAX REVENUE - Contd.	
(c) Other Non -Tax Revenue	
(i) General Services	
0051- Public Service Commission	
104- Union Public Service Commission/Staff Selection Commission Examination Fees	3
105- State Public Service Commission Examination Fees	64
800- Other Receipts	1,84
Total - 0051	<u>2,51</u>
0055- Police	
101- Police supplied to other Governments	8,23,37
102- Police supplied to other Parties	12,64,24
800- Other Receipts	2,17,76
Total - 0055	<u>23,05,37</u>
0056- Jails	
102- Sale of Jail Manufactures	7,11
800- Other Receipts	22,53
Total - 0056	<u>29,64</u>
0058- Stationery and Printing	
101- Stationery Receipts	15,32
102- Sale of Gazettes, etc.	9,05
200- Other Press Receipts	48,38
Total - 0058	<u>72,75</u>
0059- Public Works	
01- Office Buildings	
011- Rents	20,47
102- Hire Charges of Machinery and Equipment	3,47
103- Recovery of Percentage charges	5,79
800- Other Receipts	28
Total - 01	<u>30,01</u>
60- Other Buildings	
103- Recovery of Percentage Charges	22
800- Other Receipts	3,21
Total - 60	<u>3,43</u>
80- General	
011- Rents	35,94
102- Hire charges of Machinery and Equipment	40,46
103- Recovery of Percentage charges	2,08,35
800- Other Receipts	15,04,80
Total - 80	<u>17,89,55</u>
Total - 0059	<u>18,22,99</u>
0070- Other Administrative Services	
01- Administration of Justice	
102- Fines and Forfeitures	6,51
800- Other Receipts	1,19
Total - 01	<u>7,70</u>

STATEMENT No. 11 - Contd.

Heads	Actuals for 2005-2006
1	2
(In thousand of rupees)	
RECEIPT HEADS (Revenue Account) - Contd.	
B - NON-TAX REVENUE - Contd.	
(c) Other Non -Tax Revenue - Contd.	
(i) General Services - Concl.	
0070- Other Administrative Services - Concl.	
<i>60- Other Services</i>	
109- Fire Protection and Control	13,26
115- Receipts from Guest Houses, Government Hostels, etc.	70,45
800- Other Receipts	6,06,07
<i>Total - 60</i>	<u>6,89,78</u>
Total - 0070	<u>6,97,48</u>
0071- Contributions and Recoveries towards Pension and other Retirement benefits.	
<i>01- Civil</i>	
101- Subscriptions and Contributions	5,57,07
800- Other Receipts	1,06,40
<i>Total - 01</i>	<u>6,63,47</u>
Total - 0071	<u>6,63,47</u>
0075- Miscellaneous General Services	
101- Unclaimed Deposits	3,32,34
800- Other Receipts	4,30,02
900- Deduct-Refunds	(A) -47
Total - 0075	<u>7,61,89</u>
Total - (i) General Services	<u>63,56,10</u>
(ii) Social Services	
0202- Education, Sports, Art and Culture	
<i>01- General Education</i>	
101- Elementary Education	46,45
600- General	41,86,26
<i>Total - 01</i>	<u>42,32,71</u>
<i>02- Technical Education</i>	
101- Tuitions and other fees	21,91
800- Other Receipts	30,38
<i>Total - 02</i>	<u>52,29</u>

(A) Includes the misclassified amount of Rs.18.46 lakh towards guarantee fees.

STATEMENT No. 11 - Contd.

Heads 1	Actuals for 2005-2006 2
	(In thousand of rupees)
RECEIPT HEADS (Revenue Account) - Contd.	
B - NON-TAX REVENUE - Contd.	
(c) Other Non -Tax Revenue - Contd.	
(ii) Social Services - Contd.	
0202- Education, Sports, Art and Culture - Concl'd.	
<i>04- Art and Culture</i>	
101- Archives and Museums	1,66
800- Other Expenditure	12,25
<i>Total - 04</i>	<u>13,91</u>
Total - 0202	<u>42,98,91</u>
0210- Medical and Public Health	
<i>01- Urban Health Services</i>	
020- Receipts from Patients for hospital and Dispensary Services	14,08
101- Receipts from Employees State Insurance Scheme	1,79,12
800- Other Receipts	27,92
<i>Total - 01</i>	<u>2,21,12</u>
<i>02- Rural Health Services</i>	
800- Other Receipts	13,04
<i>Total - 02</i>	<u>13,04</u>
<i>03- Medical Education, Training and Research</i>	
101- Ayurveda	17,26
102- Homoeopathy	14,76
103- Unani	2
105- Allopathy	9,58
<i>Total - 03</i>	<u>41,62</u>
<i>04- Public Health</i>	
104- Fees and Fines etc.	2,18
105- Receipts from Public Health Laboratories	1,02
800- Other Receipts	6,47,32
<i>Total - 04</i>	<u>6,50,52</u>
Total - 0210	<u>9,26,30</u>
0211- Family Welfare	
800- Other Receipts	6,29
Total - 0211	<u>6,29</u>
0215- Water Supply and Sanitation	
<i>01- Water Supply</i>	
102- Receipts from Rural Water Supply Schemes	36,40
103- Receipts from Urban Water Supply Schemes	22,67,84
104- Fees, Fines etc.	9
501- Services and Service Fees	8
800- Other Receipts	6,28,25
<i>Total - 01</i>	<u>29,32,66</u>
<i>02- Sewerage and Sanitation</i>	
800- Other Receipts	15
<i>Total - 02</i>	<u>15</u>
Total - 0215	<u>29,32,81</u>

STATEMENT No. 11 - Contd.

Heads 1	Actuals for 2005-2006 2
	(In thousand of rupees)
RECEIPT HEADS (Revenue Account) - Contd.	
B - NON-TAX REVENUE - Contd.	
(c) Other Non -Tax Revenue - Contd.	
(ii) Social Services - Contd.	
0216- Housing	
01- Government Residential Buildings	
106- General Pool Accommodation	8,43,04
107- Police Housing	20
700- Other Housing	1,17
<i>Total - 01</i>	<u>8,44,41</u>
03 Rural Housing	
800- Other Receipts	1
<i>Total - 03</i>	<u>1</u>
80- General	
800- Other Receipts	3,45,34
<i>Total - 80</i>	<u>3,45,34</u>
Total - 0216	<u>11,89,76</u>
0217- Urban Development	
60- Other Urban Development Schemes	
800- Other Receipts	22,92
<i>Total - 60</i>	<u>22,92</u>
Total - 0217	<u>22,92</u>
0220- Information and Publicity	
60- Others	
106- Receipts from Advertising and Visual Publicity	72
800- Other Receipts	68,95
<i>Total - 60</i>	<u>69,67</u>
Total - 0220	<u>69,67</u>
0230- Labour and Employment	
101- Receipts under Labour Laws	27,95
102- Fees for Registration of Trade Unions	12
106- Fees under Contract Labour (Regulation and abolition Rules)	34,44
800- Other Receipts	2,94,24
<i>Total - 0230</i>	<u>3,56,75</u>
0235- Social Security and Welfare	
01- Rehabilitation	
800- Other Receipts	1,83
<i>Total - 01</i>	<u>1,83</u>
60- Other Social Security and Welfare Programmes	
800- Other receipts	34,91
<i>Total - 60</i>	<u>34,91</u>
Total - 0235	<u>36,74</u>

STATEMENT No. 11 - Contd.

Heads 1	Actuals for 2005-2006 2
	(In thousand of rupees)
RECEIPT HEADS (Revenue Account) - Contd.	
B - NON-TAX REVENUE - Contd.	
(c) Other Non -Tax Revenue - Contd.	
(ii) Social Services - Concltd.	
0250- Other Social Services	
102- Welfare of Scheduled Castes, Scheduled Tribes & Other Backward Classes	6,51
800- Other Receipts	2,22,82
Total - 0250	<u>2,29,33</u>
Total - (ii) Social Services	<u>1,00,69,48</u>
(iii) Economic Services	
0401- Crop Husbandry	
104- Receipts from Agricultural Farms	2,56,69
108- Receipts from Commercial Crops	4,65
119- Receipts from Horticulture and Vegetable Crops	2,26,79
120- Sale, Hire and Services of Agricultural Impliments and Mechinery Including Tractors	20,47
800- Other Receipts	77,27
Total - 0401	<u>5,85,87</u>
0403- Animal Husbandry	
102- Receipts from Cattle and Bufallo Development	54,25
103- Receipts from Pollutry Development	15,99
104- Receipts from Sheep and Wool Development	82
105- Receipts from Piggery Development	72
106- Receipts from Fodder and Feed Development	7,77
108- Receipts from Other Live stock Development	61
800- Other Receipts	6,41
Total - 0403	<u>86,57</u>
0404- Dairy Development	
800- Other Receipts	15
Total - 0404	<u>15</u>
0405- Fisheries	
103- Sale of Fish, Fish Seeds etc.	1,72,17
501- Services and Service Fees	63
800- Other Receipts	51,40
Total - 0405	<u>2,24,20</u>
0406- Forestry and Wild Life	
01- Forestry	
101- Sale of Timber and Other Forest Produce	54,05,02
800- Other Receipts	3,92,89
Total - 01	<u>57,97,91</u>
02- Environmental Forestry and Wild Life	
111- Zoological Park	1,15,54
Total - 02	<u>1,15,54</u>
Total - 0406	<u>59,13,45</u>
0408- Food, Storage and Ware Housing	
800- Other Receipts	38
Total - 0408	<u>38</u>
0415- Agricultural Research and Education	
103- Receipts from Agriculture Reasearch Stations, Orchards etc.	3
Total - 0415	<u>3</u>

STATEMENT No. 11 - Contd.

Heads	Actuals for 2005-2006
1	2
	(In thousand of rupees)
RECEIPT HEADS (Revenue Account) - Contd.	
B - NON-TAX REVENUE - Contd.	
(c) Other Non -Tax Revenue - Contd.	
(iii) Economic Services - Contd.	
0425- Co-operation	
800- Other Receipts	2,12,80
Total - 0425	<u>2,12,80</u>
0435- Other Agricultural Programmes	
104- Soil and Water Conservation	1,00,54
800- Other Receipts	26,69
Total - 0435	<u>1,27,23</u>
0506- Land Reforms	
800- Other Receipts	5,85
Total - 0506	<u>5,85</u>
0515- Other Rural Development Programmes	
800- Other Receipts	29,56
Total - 0515	<u>29,56</u>
0701- Medium Irrigation	
80- <i>General</i>	
800- Other Receipts	39,02,05
Total - 80	<u>39,02,05</u>
Total - 0701	<u>39,02,05</u>
0702- Minor Irrigation	
01- <i>Surface Water</i>	
101- Receipts from Water Tanks	92
102- Receipts from lift irrigation schemes	66
800- Other Receipts	4,48,98
Total - 01	<u>4,50,56</u>
02- <i>Ground Water</i>	
800- Other Receipts	16,64
Total - 02	<u>16,64</u>
0702- Minor Irrigation - Contd.	
04- <i>Flood Control</i>	
103- Drainage Project	37
800- Other Receipts	13,91
Total - 04	<u>14,28</u>
Total - 0702	<u>4,81,48</u>
0801- Power	
01- <i>Hydel Generation</i>	
101- Machkund Hydro-Electric (Joint) Schemes	41,37
800- Other Receipts	89
Total - 01	<u>42,26</u>

STATEMENT No. 11 - Contd.

Heads	Actuals for 2005-2006
1	2
	(In thousand of rupees)
RECEIPT HEADS (Revenue Account) - Contd.	
B - NON-TAX REVENUE - Contd.	
(c) Other Non -Tax Revenue - Contd.	
(iii) Economic Services - Contd.	
80- General	
800- Other Receipts	2,48,66
<i>Total - 80</i>	<u>2,48,66</u>
Total - 0801	<u>2,90,92</u>
0802- Petroleum	
800- Other Receipts	2
Total - 0802	<u>2</u>
0851- Village and Small Industries	
104- Handicraft Industries	1,33
106- Coir Industries	85
800- Other Receipts	30,19
Total - 0851	<u>32,37</u>
0852- Industries	
01- Iron and Steel Industries	
800- Other Receipts	13,36
<i>Total - 01</i>	<u>13,36</u>
Total - 0852	<u>13,36</u>
0853- Non-Ferrous Mining and Metallurgical Industries	
102- Mineral concession fees, rents and royalties	1,87,72,78
800- Other Receipts	6,17,30,14
Total - 0853	<u>8,05,02,92</u>
1051- Ports and Light Houses	
02- Minor Ports	
800- Other Receipts	26,43
<i>Total - 02</i>	<u>26,43</u>
03- Light Houses and Light Ships	
800- Other Receipts	2,24
Total - 03	<u>2,24</u>
80 General	
800- Other Receipts	17,23
<i>Total - 80</i>	<u>17,23</u>
Total -1051	<u>45,90</u>

STATEMENT No. 11 - Contd.

Heads	Actuals for 2005-2006
1	2
	(In thousand of rupees)
RECEIPT HEADS (Revenue Account) - Contd.	
B - NON-TAX REVENUE - Concl.	
(c) Other Non -Tax Revenue - Concl.	
(iii) Economic Services - Concl.	
1053- Civil Aviation	
800- Other Receipts	1,07
Total -1053	<u>1,07</u>
1054- Roads and Bridges	
102- Tolls on Roads	1,88,00
800- Other Receipts	16,26,88
Total -1054	<u>18,14,88</u>
1056- Inland Water Transport	
101- Passenger Launch Services in Chilika Lake	8,21
103- Passenger Launch Services in other places	10,99
800- Other Receipts	2,25
Total -1056	<u>21,45</u>
1425- Other Scientific Research	
800- Other Receipts	15
Total -1425	<u>15</u>
1452- Tourism	
105- Rent and Catering Receipts	1,80
800- Other Receipts	18,94
Total -1452	<u>20,74</u>
1456- Civil Supplies	
800- Other Receipts	1,90,04
Total -1456	<u>1,90,04</u>
1475- Other General Economic Services	
102- Patent Fees	4
104- Receipts from Certification marking and Testing Fees	31,60
800- Other Receipts	3,68,13
Total -1475	<u>3,99,77</u>
Total - (iii) Economic Services	<u>9,49,03,21</u>
Total - (c) Other Non-Tax Revenue	<u>11,13,28,79</u>
Total - B - Non -Tax Revenue	<u>15,31,90,36</u>

STATEMENT No. 11 - Contd.

Heads 1	Actuals for 2005-2006 2
(In thousand of rupees)	
RECEIPT HEADS (Revenue Account) - Contd.	
C - GRANTS-IN-AID AND CONTRIBUTIONS	
1601- Grants-in-aid from Central Government	
<i>01- Non-Plan Grants</i>	
104- Grants under proviso to Article 275 (1) of the Constitution	4,88,04,00
800- Other Grants	
Police-	
Moderenisation of Police Force	21,79,50
Other Grants	2,66,31
Language Development -Promotion of Modern Indian Language and Literature	14,00
Medical and Public Health 12th F.C Grant for Primary Health	31,22,00
Sports and Youth Services	9,21
Village and Small Industries-Handloom and Other Industries	6,23,49
Administration of Justice	2,62,40
Setting up of Consumer Court	97,00
General Education-12th F.C Grant for Primary Educaiton	53,45,50
Relief on Account of Natural Calamities-Other Grants	2,26,16,00
Promotion of Art and Culture	8,29
Other Programmes:-	
General Education	9,94
Entitlement of Grants under Fiscal Reforms	51,62,00
Grants for Local Bodies as per Recommendation of 12th F.C	1,81,40,00
Total - 01	10,66,59,64
<i>02- Grants for State/Union Territory Plan Schemes</i>	
101- Block Grants:-	
Normal Central Assistance (N.C.A.)	2,76,79,23
External Aided Project (E.A.P.)	85,94,80
Grants/Loan for K B K (Development and Reforms facilities)	2,50,00,00
National Social Assistance Programme (Including Arnnapurna)	58,99,77
AIBP for KBK	14,20,70
AIBP for Non-KBK	1,51,41,72
Special ACA from Planning Commission	20,40,00
Backward District Initiative	45,11,02
Nutrition Programme for Adolescent Girl	2,89,53
National E-Governance action plan (Negap)	17,32,05
Total - 101	9,23,08,82

STATEMENT No. 11 - Contd.

Heads 1	Actuals for 2005-2006 2
(In thousand of rupees)	
RECEIPT HEADS (Revenue Account) - Contd.	
C - GRANTS-IN-AID AND CONTRIBUTIONS - Contd.	
1601- Grants-in-aid from Central Government - Contd.	
02 - Grants for State/Union Territories Plan Schemes - Concl'd.	
104 - Grants under Proviso to Article, 275 (I) of the Constitution	
Special Assistance for Tribal Area Sub-plan	66,73,96
Special Assistance under Article, 275 (1) of the Constitution	44,45,49
Total - 104	<u>1,11,19,45</u>
105- Grants from Central Road Fund	29,52,00
800 - Other Grants -	
Upgradation of Standards of Administration / Special Problem under 12th FC	15,00,00
Total - 800	<u>15,00,00</u>
Total - 02	<u>10,78,80,27</u>
03- Grants for Central Plan Schemes	
104- Grants under Proviso to Article 275(i) of the Constitution	
Administration of Justice	14,49
Capital Outlay on Housing	17,20
Capital Outlay on Tourism-	
Tourist Accomodation (Tourist Deptt)	14,82
General Education-	
Scholarship	51,62
Madrassa Modern Education	1,68,96
Land Revenue-	5,99,40
Language Development -	
Sanskrit Education	33,48
Medical and Public Health-	
Medical Education, Training and Research- Ayurveda	1,17,00
Prevention and Control of Diseases	9,50
Other Administrative Services -	
Training	5,84
Other Rural Development Programmes-	
Direction and Administration	
Training	24,79
Welfare of Scheduled Castes/Scheduled Tribes and	
Other Backward Classes -	
Welfare of Scheduled Castes -	
Special Central Assistance for S.C Component Plan	15,76,33
Welfare of Scheduled Tribes-	1,42,60
Education (Welfare Department)	1,86,37
Social Welfare-	
Child Welfare	2,50,00
Sports and Youth Services	1,29,10
Technical Education	24
Secretariat Social Services -	
Secretariat (Science and Technology Deptt)	49,78
Crop Husbandry -	
Agricultural Engineering	21,91
Commercial Crops	10,00
Extention and Farmers Training	44,75
Manures and Fertilisers	4,00
Plant Protection	11,62
Diary Development	6,05,84
Environmental Research and Ecological Re-generation	1,10,95

STATEMENT No. 11 - Contd.

Heads 1	Actuals for 2005-2006 2 (In thousand of rupees)
RECEIPT HEADS (Revenue Account) - Contd.	
C - GRANTS-IN-AID AND CONTRIBUTIONS - Contd.	
1601- Grants-in-aid from Central Government - Contd.	
03 - <i>Grants for Central Plan Schemes- Concl'd.</i>	
104- Grants under Proviso to Article 275(i) of the Constitution -	
Fisheries-	
Estuarine/Brackish Fisheries	21,35
Forestry and Wild Life-	
Forestry (Forest Conservation Deptt)	1,10,00
Wild Life Preservation	33,15
Village and Small Industries -	
Small Scale Industries	15,75
Census Surveys and Statistics-Other grants	1,88,73
Total - 104	<u>45,69,57</u>
Total - 03	<u>45,69,57</u>
04 - <i>Grants for Centrally Sponsored Plan Schemes -</i>	
104- Grants under Proviso to Article 275(i) of the Constitution -	
Grants from Central Road Fund	9,62,77
Administration of Justice - Other Grants	
General Education -	
Elementary Education -	
Direction and Administration	23,36,79
Non-Formal Education	4,96,52
Secondary Education (General)-	
Direction and Administration	41,51
Technical Education -	
Polytechnics	11,26
Tribal Area Sub-plan	
Medical and Public Health -	
Other Systems of Medicine	1,62,50
Prevention and Control of Diseases	1,07,01
Family Welfare -	
Rural Family Welfare Services	58,83,53
Inland Water Transport	
Direction and Administration	7,21
Water Supply and Sanitation -	
Machinery and Equipment	
Water Supply and Sanitation -	
Urban Water Supply Programme	2,99,92
Tribal Area Sub-plan	
Rural Water Supply Programme -	1,45,57,80
Urban Development -	
Slum Area Improvement -	1,47,52
Other Grants	
Assistance to Municipalities/Municipal Corporation/N.A.Cs	1,09,53
Welfare of Scheduled Castes/Scheduled Tribes and	
Other Backward Classes -	
Welfare of Scheduled Castes -	
Education	1,20
Tribal Welfare -	
Education	1,04,82
Labour and Employment -	
Rehabilitation of Bonded Labour	
Social Security and Welfare -	
Social Welfare-	
Child Welfare	1,79,69,54
Womern Welfare	1,13,45

STATEMENT No. 11 - Concl'd.

Heads	Actuals for 2005-2006
1	2
	(In thousand of rupees)
RECEIPT HEADS (Revenue Account) - Concl'd.	
C - GRANTS-IN-AID AND CONTRIBUTIONS - Concl'd.	
1601- Grants-in-aid from Central Government - Concl'd.	
04 - Grants for Centrally Sponsored Plan Schemes - Concl'd.	
104- Grants under Proviso to Article 275(i) of the Constitution -	
Crop Husbandry -	
Agricultural Economics and Statistics	6,76,00
Commercial Crops	31,98
Extension and Training	76,00
Horticulture and Vegetable Crops	5
Seeds - (Development of Oil Seeds)	5,47,00
Macro Management of Agriculture through Work Plan	18,24,00
Animal Husbandry -	
Administrative Investigation and Statistics	3,00
Veterinary Services and Animal Health	2,64,00
Cattle and Buffalo Development	20,00
Other Grants -	
Consumer Industries-Salt Industries	1,56
Fisheries -	
Inland Fisheries	1,34,47
Marine Fisheries	1,94,07
Forestry and Wild Life -	
Forest Conservation, Development and Re-generation	64,00
Wild Life Preservation	1,39,90
Zoological Park	3,75,65
Minor Irrigation -	
Other Grants for Power	13,38
Command Area Development - Other Grants	2,08,96
Village and Small Industries -	
Handloom and Other Industries	2,45,12
Small Scale Industries	1,36,80
Total - 104	<u>4,82,68,82</u>
Total - 04	<u>4,82,68,82</u>
Total - 1601	<u>26,73,78,30</u>
Total - C - Grants-in-aid and Contributions	<u>26,73,78,30</u>
TOTAL - Receipt Heads (Revenue Account)	<u>1,40,84,71,49</u>

STATEMENT No. 12

DETAILED ACCOUNT OF EXPENDITURE BY MINOR HEADS

(Figures in italics represent charged expenditure)

Heads	Actuals for 2005-2006					Total
	Non-Plan	State Plan	Central Plan	Centrally Sponsored Plan		
1	2	3	4	5	6	
EXPENDITURE HEADS						(In thousand of rupees)
(Revenue Account)						
A - GENERAL SERVICES						
(a) Organs of State						
2011- Parliament / State / Union Territory Legislatures						
02- State Legislatures						
101- Legislative Assembly	13,75 3,65,06		3,78,81
103- Legislative Secretariat	5,11,88		5,11,88
800- Other Expenditure	12,53		12,53
<i>Total- 02</i>	13,75 8,89,47		9,03,22
Total- 2011	13,75 8,89,47		9,03,22
2012- Governor / Administrator of Union Territories						
03- Governor						
090- Secretariat	1,02,15		1,02,15
101- Emoluments and Allowances of the Governor.	3,45		3,45
102- Discretionary Grants	2,00		2,00
103- Household Establishment	57,73		57,73
104- Sumptuary Allowances	1,51		1,51
105- Medical Facilities	20,62		20,62
106- Entertainment Expenses	30		30
107- Expenditure from Contract Allowances.	3,91		3,91
108- Tour Expenses	6,64		6,64
800- Other Expenditure	22,39		22,39
<i>Total- 03</i>	2,20,70		2,20,70
Total- 2012	2,20,70		2,20,70

STATEMENT No. 12 - Contd.*(Figures in italics represent charged expenditure)*

Heads	Actuals for 2005-2006				Total
	Non-Plan	State Plan	Central Plan	Centrally Sponsored Plan	
1	2	3	4	5	6
EXPENDITURE HEADS					
(Revenue Account) - Contd.					
A - GENERAL SERVICES - Contd.					
(a) Organs of State - Concl'd.					
2013- Council of Ministers					
101- Salary of Ministers and Deputy Ministers	46,34	46,34
108- Tour Expenses	42,00	42,00
800- Other Expenditure	1,63,32	1,63,32
Total - 2013	2,51,66	2,51,66
2014- Administration of Justice					
102- High Courts	9,92,06	9,92,06
103- Special Courts.	54,98	..	15,34	..	70,32
105- Civil and Session Courts	47,39,58	..	1,42,11	..	48,81,69
108- Criminal Courts	33	33
114- Legal Advisers and Counsels	7,79,81	7,79,81
116- State Administrative Tribunals	1,52,44	1,52,44
800- Other Expenditure	13,74	13,74
Total - 2014	9,92,06	..	1,57,45	..	68,90,39
2015- Elections					
102- Electoral Officers	2,59,29	2,59,29
103- Preparation and Printing of Electoral Rolls.	2,95,45	2,95,45
104- Charges for Conduct of Elections for Lok Sabha and State / Union Territory Legislative Assemblies when held simultaneously.	7,85,96	7,85,96
	(a)				
105- Charges for Conduct of Elections to Parliament.	12	12
106- Charges for Conduct of Elections to State Legislature.	43,36	43,36
108- Issue of Photo Identity cards to voters	7,95	7,95
800- Other expenditure	1,18,27	1,18,27
Total - 2015	15,10,40	15,10,40
Total - (a) Organs of State	12,26,51	..	1,57,45	..	97,76,37
	83,92,41	..	1,57,45	..	97,76,37

(a) Includes Rs. 6,97,25 thousand met out of advance from the Contingency Fund during 2003-2004 and recouped to the I during the year.

STATEMENT No. 12 - Contd.

(Figures in italics represent charged expenditure)

Heads	Actuals for 2005-2006					Total
	Non-Plan	State Plan	Central Plan	Centrally Sponsored Plan		
1	2	3	4	5	6	
EXPENDITURE HEADS						
(Revenue Account) - Contd.						
A - GENERAL SERVICES - Contd.						
(b) Fiscal services						
(ii) Collection of Taxes on Property and Capital Transactions.						
2029- Land Revenue						
102- Survey and Settlement Operations	34,21,90	45,26	1,84,20	..	36,51,36	
104- Management of Government Estates	79,09,28	79,09,28	
796- Tribal Area Sub-plan	1,99,55	1,99,55	
Total - 2029	1,15,30,73	45,26	1,84,20	..	1,17,60,19	
2030- Stamps and Registration						
<i>01 - Stamps - Judicial</i>						
101- Cost of Stamps	1,08,27	1,08,27	
102- Expenses on Sale of Stamps	17,41	17,41	
Total - 01	1,25,68	1,25,68	
<i>02 - Stamps - Non-Judicial</i>						
001-Direction and Administration	4,86	4,86	
101-Cost of Stamps	1,89,23	1,89,23	
102-Expenses on Sale of Stamps	2,42,55	2,42,55	
Total - 02	4,36,64	4,36,64	
<i>03 - Registration</i>						
001- Direction and Administration	9,93,79	9,93,79	
Total - 03	9,93,79	9,93,79	
Total - 2030	15,56,11	15,56,11	
Total - (ii) Collection of Taxes on Property and Capital Transactions	13,08,684	45,26	1,84,20	..	1,33,16,30	

STATEMENT No. 12 - Contd.*(Figures in italics represent charged expenditure)*

Heads	Actuals for 2005-2006				Total
	Non-Plan	State Plan	Central Plan	Centrally Sponsored Plan	
1	2	3	4	5	6
EXPENDITURE HEADS					
(In thousand of rupees)					
(Revenue Account) - Contd.					
A - GENERAL SERVICES - Contd.					
(b) Fiscal services - Contd.					
(iii) Collection of taxes on Commodities and Services					
2039- State Excise					
001- Direction and Administration	13,36,77	13,36,77
Total - 2039	13,36,77	13,36,77
2040- Taxes on Sales, Trades etc.					
001- Direction and Administration	25,05,47	25,05,47
Total - 2040	25,05,47	25,05,47
2041- Taxes on Vehicles					
001- Direction and Administration	4,04,86	58,00	4,62,86
101- Collection Charges	4,71,94	52,32	5,24,26
102- Inspection of Motor Vehicles	48,37	48,37
Total - 2041	9,25,17	1,10,32	10,35,49
2045- Other Taxes and Duties on Commodities and Services.					
103- Collection Charges - Electricity Duty	1,27,89	1,00,23	2,28,12
104- Collection Charges - Taxes on Goods and Passengers	30,43	30,43
Total - 2045	1,58,32	1,00,23	2,58,55
Total - (iii) Collection of Taxes on Commodities and Services	4,92,573	2,10,55	51,36,28

STATEMENT No. 12 - Contd.*(Figures in italics represent charged expenditure)*

Heads	Actuals for 2005-2006					Total
	Non-Plan	State Plan	Central Plan	Centrally Sponsored Plan		
1	2	3	4	5	6	
EXPENDITURE HEADS	(In thousand of rupees)					
(Revenue Account) - Contd.						
A - GENERAL SERVICES - Contd.						
(b) Fiscal services - Concl'd.						
(iv) Other Fiscal Services						
2047- Other Fiscal Services						
103- Promotion of Small Savings	2,46,39	2,46,39	
Total - 2047	2,46,39	2,46,39	
Total - (iv) Other Fiscal Services	2,46,39	2,46,39	
Total - (b) Fiscal Services	1,82,58,96	2,55,81	1,84,20	..	1,86,98,97	
(c) Interest Payment and Servicing of Debt.						
2048- Appropriation for reduction or Avoidance of Debt						
101-Sinking Fund -						
Sinking Funds for Loans under Housing Schemes from LIC of India	6,60,07,24	6,60,07,24	
Total - 2048	6,60,07,24	6,60,07,24	
2049- Interest Payments						
<i>01- Interest on Internal Debt</i>						
101- Interest on Market Loans	8,66,91,20	8,66,91,20	
123- Interest on Special Security	4,71,15,08	4,71,15,08	
200- Interest on other Internal Debts	1,97,31,75	1,97,31,75	
305- Management of Debt	3,06,36	3,06,36	
<i>Total - 01</i>	<i>15,38,44,39</i>	<i>..</i>	<i>..</i>	<i>..</i>	<i>15,38,44,39</i>	

STATEMENT No. 12 - Contd.

(Figures in italics represent charged expenditure)

Heads	Actuals for 2005-2006					Total
	Non-Plan	State Plan	Central Plan	Centrally Sponsored Plan		
1	2	3	4	5	6	
EXPENDITURE HEADS						(In thousand of rupees)
(Revenue Account) - Contd.						
A - GENERAL SERVICES - Contd.						
(c) Interest Payment and Servicing of Debt - Concl'd.						
2049- Interest Payments - Concl'd.						
<i>03- Interest on Small Savings, Provident Funds, etc.</i>						
104- Interest on State Provident Funds	<i>13,59,24,40</i>		13,59,24,40
<i>Total - 03</i>	<i>13,59,24,40</i>		13,59,24,40
<i>04- Interest on Loans and Advances from Central Government.</i>						
101- Interest on Loans for State Plan Schemes.	<i>5,98,17,66</i>		5,98,17,66
102- Interest on Loans for Central Plan Schemes.	<i>4,68,38</i>		4,68,38
103- Interest on Loans for Centrally Sponsored Plan Schemes.	<i>8,70,16</i>		8,70,16
104- Interest on Loans for Non-Plan Schemes.	<i>78,24,23</i>		78,24,23
106- Interest on Ways and Means Advances	<i>45,95,93</i>		45,95,93
107- Interest on Pre 1984-85 Loans	<i>11,33,28</i>		11,33,28
<i>Total - 04</i>	<i>7,47,09,64</i>		7,47,09,64
<i>05- Interest on Reserve Funds</i>						
105-Interest on General and other Reserve Funds	<i>52,23,17</i>		52,23,17
<i>Total - 05</i>	<i>52,23,17</i>		52,23,17
<i>60- Interest on Other obligations</i>						
701-Miscellaneous	<i>8,33</i>		8,33
<i>Total - 60</i>	<i>8,33</i>		8,33
Total - 2049	<i>36,97,09,93</i>		36,97,09,93
Total - (c) Interest Payment and Servicing of Debt.	<i>43,57,17,17</i>		43,57,17,17
(d) Administrative Services						
2051- Public Service Commission						
102- State Public Service Commission	<i>1,53,97</i>		1,53,97
103- Staff Selection Commission	<i>53,56</i>		53,56
Total - 2051	<i>2,07,53</i>		2,07,53

(A) Includes interest on the balances of Reserve Funds bearing interest of the previous years.

STATEMENT No. 12 - Contd.

(Figures in italics represent charged expenditure)

Heads	Actuals for 2005-2006				Total
	Non-Plan	State Plan	Central Plan	Centrally Sponsored Plan	
1	2	3	4	5	6
EXPENDITURE HEADS					
(In thousand of rupees)					
(Revenue Account) - Contd.					
A - GENERAL SERVICES - Contd.					
(d) Administrative Services - Contd.					
2052- Secretariat-General Services					
090- Secretariat	41,56,25	41,56,25
091- Attached Offices	54,27	54,27
099- Board of Revenue	4,74,05	4,74,05
502- Expenditure Awaiting Transfer	1,75	1,75
Total - 2052	46,86,32	46,86,32
2053- District Administration.					
093- District Establishment	28,52,53	28,52,53
094- Other Establishments	13,68,77	13,68,77
101- Commissioners	3,39,62	3,39,62
Total - 2053	45,60,92	45,60,92
2054- Treasury and Accounts Administration					
095- Directorate of Accounts and Treasuries	3,27,93	1,10	3,29,03
097- Treasury Establishments	13,22,50	13,22,50
098- Local Fund Audit	9,61,07	9,61,07
Total - 2054	26,11,50	1,10	26,12,60
2055- Police					
001- Direction and Administration	8,18,13	8,18,13
003- Education and Training	5,92,47	5,92,47
101- Criminal Investigation and Vigilance	15,54,26	15,54,26
104- Special Police	94,98,73	94,98,73
109- District Police	18,94	18,94
	2,51,03,68	5,85	2,51,28,47

STATEMENT No. 12 - Contd.*(Figures in italics represent charged expenditure)*

Heads	Actuals for 2005-2006					Total
	Non-Plan	State Plan	Central Plan	Centrally Sponsored Plan		
1	2	3	4	5	6	
EXPENDITURE HEADS						
(Revenue Account) - Contd.						
A - GENERAL SERVICES - Contd.						
(d) Administrative Services - Contd.						
2055- Police - Concltd.						
110- Village Police	7,69,49	7,69,49	
111- Railway Police	7,76,85	7,76,85	
113- Welfare of Police Personnel	2,53,62	2,53,62	
114- Wireless and Computers	11,92,67	11,92,67	
115- Modernisation of Police Force	9,68,15	9,68,15	
116- Forensic Science	2,16,40	2,16,40	
800- Other Expenditure	11,94,07	11,94,07	
Total - 2055	<i>18,94</i>					
	4,29,38,52	5,85	4,29,63,31	
2056- Jails						
001- Direction and Administration	1,59,43	1,59,43	
101- Jails	26,69,39	26,69,39	
102- Jail Manufactures	1,00,62	1,00,62	
800- Other Expenditure	20,80	20,80	
Total - 2056	29,50,24	29,50,24	
2058- Stationery and Printing						
001- Direction and Administration	<i>30</i>					
	2,07,55	2,07,85	
101 -Purchase and Supply of Stationery Stores	4,64,15	4,64,15	
102- Printing, Storage and Distribution of Forms	3,78,45	3,78,45	
103- Government Presses	8,61,57	8,61,57	
800- Other Expenditure	74,43	74,43	
Total - 2058	<i>30</i>					
	19,86,15	19,86,45	

STATEMENT No. 12 - Contd.*(Figures in italics represent charged expenditure)*

Heads	Actuals for 2005-2006				Total
	Non-Plan	State Plan	Central Plan	Centrally Sponsored Plan	
1	2	3	4	5	6
EXPENDITURE HEADS	(In thousand of rupees)				
(Revenue Account) - Contd.					
A - GENERAL SERVICES - Contd.					
(d) Administrative Services - Contd.					
2059- Public Works					
<i>01- Office Buildings</i>					
051- Construction of General Pool Office Accommodation	96,79	45	97,24
053- Maintenance and Repairs	39,42,57	39,42,57
<i>Total - 01</i>	<u>40,39,36</u>	<u>45</u>	<u>..</u>	<u>..</u>	<u>40,39,81</u>
<i>80- General</i>					
001- Direction and Administration	18,42,55	18,42,55
052- Machinery and Equipment	-19,48,73	-19,48,73
053- Maintenance and Repairs	54,32,11	54,32,11
799- Suspense	4,06,85	4,06,85
<i>Total - 80</i>	<u>57,32,78</u>	<u>..</u>	<u>..</u>	<u>..</u>	<u>57,32,78</u>
<i>Total - 2059</i>	<u>97,72,14</u>	<u>45</u>	<u>..</u>	<u>..</u>	<u>97,72,59</u>
2070- Other Administrative Services					
003- Training	1,20,89	..	5,84	..	1,26,73
104- Vigilance	10,54,61	10,54,61
105- Special Commission of Enquiry	10,96	10,96
106- Civil Defence	66,94	66,94
107- Home Guards	13,12,64	13,12,64

STATEMENT No. 12 - Contd.*(Figures in italics represent charged expenditure)*

Heads	Actuals for 2005-2006					Total
	Non-Plan	State Plan	Central Plan	Centrally Sponsored Plan		
1	2	3	4	5	6	
EXPENDITURE HEADS						(In thousand of rupees)
(Revenue Account) - Contd.						
A - GENERAL SERVICES - Contd.						
(d) Administrative Services - Concl'd.						
2070- Other Administrative Services - Concl'd.						
108- Fire Protection and Control	3,52	22,39,63	22,43,15
115- Guest Houses, Government Hostels, etc	4,99,88	4,99,88
800- Other Expenditure	1,50,69	..	77,14	2,27,83
Total - 2070	3,52	54,56,24	..	82,98	..	55,42,74
Total - (d) Administrative Services	7,49,62,03	7,40	82,98	7,52,82,70
(e) Pensions and Miscellaneous General Services						
2071- Pensions and Other Retirement Benefits						
<i>01- Civil</i>						
101 -Superannuation and Retirement Allowances	8,08,13,93	8,08,13,93
102- Commuted Value of Pensions	77,44,29	77,44,29
103- Compassionate allowance	15	15
104- Gratuities	89,77,67	89,77,67
105- Family Pensions	97,55,42	97,55,42
106- Pensionary Charges in respect of High Court Judges	7	7
109- Pensions to employees of State Aided Educational Institutions	1,71,00,28	1,71,00,28
111- Pensions to Legislators	83,35	83,35
115- Leave Enchashment Benefits	93,82,09	93,82,09
<i>Total - 01</i>	<i>7</i>	<i>13,38,57,18</i>	<i>..</i>	<i>..</i>	<i>..</i>	<i>13,38,57,25</i>
Total - 2071	7	13,38,57,18	13,38,57,25

(A) There are 2,01,255 number of different categories of State Pensioners drawing pension from different Treasuries / Banks in the State.

STATEMENT No. 12 - Contd.*(Figures in italics represent charged expenditure)*

Heads	Actuals for 2005-2006					Total
	Non-Plan	State Plan	Central Plan	Centrally Sponsored Plan		
1	2	3	4	5	6	
EXPENDITURE HEADS						
(Revenue Account) - Contd.						
A - GENERAL SERVICES - Concl'd.						
(e) Pensions and Miscellaneous General Services - Concl'd.						
2075- Miscellaneous General Services						
797- Transfer to / from Reserve Fund and Deposit Account	<i>90,00,00</i>	90,00,00	
800- Other Expenditure	<i>2,33,70</i>	2,33,70	
	<i>90,00,00</i>					
Total - 2075	<i>2,33,70</i>	92,33,70	
	<i>90,00,07</i>					
Total - (e) Pensions and Miscellaneous General Services	<i>13,40,90,88</i>	14,30,90,95	
	<i>44,61,74,04</i>					
Total - (A) General Services	<i>23,57,04,28</i>	2,63,21	4,24,63	..	68,25,66,16	
B - SOCIAL SERVICES						
(a) Education, Sports, Art and Culture						
2202- General Education						
<i>01- Elementary Education</i>						
001- Direction and Administration	1,38,52	1,38,52	
101- Government Primary Schools	10,45,70,18	6,92,51	10,52,62,69	
102- Assistance to Non-Government Primary Schools	3,60,15	6,48,95	10,09,10	
104- Inspection	25,21,88	25,21,88	
105- Non-Formal Education	99,94,53	49,63,91 (a)	1,49,58,44	
108- Text Books	12,78,35	12,78,35	
109- Scholarships and Incentives	15,13	15,13	
110- Examinations	3,07	3,07	
796- Tribal Area Sub-plan	..	3,66,20	3,66,20	
800- Other Expenditure	1,78	2,07,11	2,08,89	
	<i>11,88,83,59</i>	<i>68,78,68</i>	<i>12,57,62,27</i>	
<i>Total - 01</i>	<i>11,88,83,59</i>	<i>68,78,68</i>	<i>12,57,62,27</i>	

(a) Met out of advance from the Contingency Fund during the previous year and recouped to the fund during the year.

STATEMENT No. 12 - Contd.*(Figures in italics represent charged expenditure)*

Heads	Actuals for 2005-2006					Total
	Non-Plan	State Plan	Central Plan	Centrally Sponsored Plan		
1	2	3	4	5	6	
EXPENDITURE HEADS	(In thousand of rupees)					
(Revenue Account) - Contd.						
B - SOCIAL SERVICES - Contd.						
(a) Education, Sports, Art and Culture - Contd.						
2202- General Education - Contd.						
<i>02- Secondary Education</i>						
001- Direction and Administration	1,17,35	1,17,35	
101- Inspection	6,00,52	6,00,52	
105- Teachers Training	8,58,36	8,58,36	
107- Scholarships	33,66	33,66	
109- Government Secondary Schools	5,04,94,82	12,04,49	5,16,99,31	
110- Assistance to Non-Government Secondary Schools	7,51,17	76,30,02	83,81,19	
796- Tribal Area Sub-plan	..	20,81,77	20,81,77	
800- Other Expenditure	64,25	1,47,44	2,11,69	
<i>Total - 02</i>	<u>5,29,20,13</u>	<u>1,10,63,72</u>	<u>6,39,83,85</u>	
<i>03- University and Higher Education</i>						
001-Direction and Administration	2,13,21	1,97,14	4,10,35	
102-Assistance to Universities	46,58,36	2,02,23	48,60,59	
103-Government Colleges and Institutes	1,11,59,51	1,57,56	1,13,17,07	
104-Assistance to Non-Government Colleges and Institutes.	71,50,36	80,18,58	1,51,68,94	
106-Text Books Development	15,00	..	15,00	
107-Scholarships	49,34	..	1,68,34	..	2,17,68	
112-Institutes of Higher Learning	5,00	2,00	7,00	
796-Tribal Area Sub-plan	..	26,20,47	26,20,47	
800-Other Expenditure	..	5,00	5,00	
<i>Total - 03</i>	<u>2,32,35,78</u>	<u>1,12,02,98</u>	<u>1,83,34</u>	..	<u>3,46,22,10</u>	

STATEMENT No. 12 - Contd.*(Figures in italics represent charged expenditure)*

Heads	Actuals for 2005-2006				Total
	Non-Plan	State Plan	Central Plan	Centrally Sponsored Plan	
1	2	3	4	5	6
EXPENDITURE HEADS					
(Revenue Account) - Contd.					
B - SOCIAL SERVICES - Contd.					
(a) Education, Sports, Art and Culture - Contd.					
2202- General Education - Concltd.					
<i>04-Adult Education</i>					
001-Direction and Administration	..	74,13	74,13
796-Tribal Area Sub-plan	..	25,27	25,27
<i>Total - 04</i>	..	99,40	99,40
<i>05-Language Development</i>					
102-Promotion of Modern Indian Languages and Literature.	1,10,39	28,76	84,48	..	2,23,63
103-Sanskrit Education	3,96,29	2,49,04	6,45,33
200-Other Languages Education	20,96	12,17	33,13
796-Tribal Area Sub-plan	..	30,89	30,89
800-Other Expenditure	95	95
<i>Total - 05</i>	5,28,59	3,20,86	84,48	..	9,33,93
<i>80-General</i>					
001-Direction and Administration	99,33	99,33
003-Training	11,00	9,05	4,66,40	..	4,86,45
108-Examinations	3,00	3,00
796-Tribal Area Sub-plan	1,80,87	..	1,80,87
800-Other Expenditure	7,55	7,55
<i>Total - 80</i>	1,20,88	9,05	6,47,27	..	7,77,20
Total - 2202	19,56,88,97	2,95,74,69	9,15,09	..	22,61,78,75

STATEMENT No. 12 - Contd.*(Figures in italics represent charged expenditure)*

Heads	Actuals for 2005-2006				Total
	Non-Plan	State Plan	Central Plan	Centrally Sponsored Plan	
1	2	3	4	5	6
EXPENDITURE HEADS					
(Revenue Account) - Contd.					
B - SOCIAL SERVICES - Contd.					
(a) Education, Sports, Art and Culture - Contd.					
2203-Technical Education					
001-Direction and Administration	1,61,10	1,61,10
103-Technical Schools	12,57	12,57
105-Polytechnics	7,56,23	75,72	8,31,95
107-Scholarships	23	23
112-Engineering and Technical Colleges and Institutes	9,33,59	6,25,86	15,59,45
796-Tribal Area Sub-plan	8,25	8,25
800-Other Expenditure	75,24	75,24
Total - 2203	19,38,96	7,01,58	..	8,25	26,48,79
2204-Sports and Youth Services					
001-Direction and Administration	2,89,40	97,65	3,87,05
101-Physical Education	34,55	1,85,99	2,20,54
102-Youth Welfare Programmes for Students.	4,72,30	92,00	..	1,19,14	6,83,44
103-Youth Welfare Programmes for Non-Students	..	6,00	6,00
104-Sports and Games	41,71	38,52	80,23
800-Other Expenditure	..	9,00	1,50	..	10,50
Total - 2204	8,37,96	4,29,16	1,50	1,19,14	13,87,76
2205-Art and Culture					
001-Direction and Administration	93,98	29,99	1,23,97
101-Fine Arts Education	1,52,23	1,52,23
102-Promotion of Art and Culture	46,62	2,25,56	2,72,18
103-Archaeology	70,65	70,65
104-Archives	42,90	2,50	..	7,50	52,90

STATEMENT No. 12 - Contd.*(Figures in italics represent charged expenditure)*

Heads	Actuals for 2005-2006				Total
	Non-Plan	State Plan	Central Plan	Centrally Sponsored Plan	
1	2	3	4	5	6
EXPENDITURE HEADS	(In thousand of rupees)				
(Revenue Account) - Contd.					
B - SOCIAL SERVICES - Contd.					
(a) Education, Sports, Art and Culture - Concl.					
2205-Art and Culture - Concl.					
105-Public Libraries	1,25,33	40,71	1,66,04
106-Archaeological Survey	8,01	8,01
107-Museums	96,24	96,24
Total - 2205	6,35,96	2,98,76	..	7,50	9,42,22
Total - (a) Education, Sports, Art and Culture.	19,91,01,85	3,10,04,19	9,16,59	1,34,89	23,11,57,52
(b) Health and Family Welfare					
2210-Medical and Public Health					
<i>01-Urban Health Services-Allopathy</i>					
001-Direction and Administration	17,20,30	-85,98,38	-68,78,08
102-Employees State Insurance Scheme.	11,80,30	1,39	11,81,69
110-Hospitals and Dispensaries	1,22,35,80	3,00	1,22,38,80
200-Other Health Schemes	4,90,34	4,90,34
800-Other Expenditure	2,93,70	1,00	2,94,70
Total - 01	1,59,20,44	-85,92,99	73,27,45
<i>02-Urban Health Services -Other Systems of Medicine.</i>					
001-Direction and Administration	4,45,16	..	4,42	..	4,49,58
101-Ayurveda	3,51,39	1	3,51,40
102-Homoeopathy	1,64,08	1,64,08
103-Unani	4,39	4,39
Total - 02	9,65,02	1	4,42	..	9,69,45

STATEMENT No. 12 - Contd.*(Figures in italics represent charged expenditure)*

Heads	Actuals for 2005-2006				Total
	Non-Plan	State Plan	Central Plan	Centrally Sponsored Plan	
1	2	3	4	5	6
EXPENDITURE HEADS					
(Revenue Account) - Contd.					
B - SOCIAL SERVICES - Contd.					
(b) Health and Family Welfare - Contd.					
2210-Medical and Public Health - Contd.					
<i>03-Rural Health Services-Allopathy</i>					
103-Primary Health Centres	1,21,31,01	2,91,98	1,24,22,99
104-Community Health Centres	..	87,22	87,22
110-Hospitals and Dispensaries	19,49,09	19,49,09
796-Tribal Area Sub-plan	..	4,16,62	4,16,62
800-Other Expenditure	1,60,37	1,60,37
<i>Total - 03</i>	<i>1,42,40,47</i>	<i>7,95,82</i>	<i>..</i>	<i>..</i>	<i>1,50,36,29</i>
<i>04-Rural Health Services</i>					
<i>-Other Systems of Medicine.</i>					
101-Ayurveda	13,36,59	47,71	1,01,00	..	14,85,30
102-Homoeopathy	11,26,92	40,31	13,96	..	11,81,19
103-Unani	13,32	..	1,50	..	14,82
796-Tribal Area Sub-plan	..	65,91	57,72	..	1,23,63
<i>Total - 04</i>	<i>24,76,83</i>	<i>1,53,93</i>	<i>1,74,18</i>	<i>..</i>	<i>28,04,94</i>
<i>05-Medical Education, Training and Research.</i>					
101-Ayurveda	2,53,95	99	14,00	..	2,68,94
102-Homoeopathy	3,00,30	5,17	3,05,47
105-Allopathy	35,59,40	11,32	35,70,72
<i>Total - 05</i>	<i>41,13,65</i>	<i>17,48</i>	<i>14,00</i>	<i>..</i>	<i>41,45,13</i>

STATEMENT No. 12 - Contd.*(Figures in italics represent charged expenditure)*

Heads	Actuals for 2005-2006				Total
	Non-Plan	State Plan	Central Plan	Centrally Sponsored Plan	
1	2	3	4	5	6
EXPENDITURE HEADS	(In thousand of rupees)				
(Revenue Account) - Contd.					
B - SOCIAL SERVICES - Contd.					
(b) Health and Family Welfare - Contd.					
2210-Medical and Public Health - Concl'd.					
<i>06-Public Health</i>					
001-Direction and Administration	17,78,11	17,78,11
101-Prevention and Control of Diseases.	30,74,87	1,81,51	15,67,08	..	48,23,46
104-Drug Control	1,88,54	1,88,54
107-Public Health Laboratories	85,47	85,47
113-Public Health Publicity	36,24	36,24
796-Tribal Area Sub-plan	40,27	..	40,27
800-Other Expenditure	1,45	1,45
<i>Total - 06</i>	<i>51,64,68</i>	<i>1,81,51</i>	<i>16,07,35</i>	<i>..</i>	<i>69,53,54</i>
<i>80-General</i>					
004-Health Statistics and Evaluation	3,77,94	93	3,78,87
<i>Total - 80</i>	<i>3,77,94</i>	<i>93</i>	<i>..</i>	<i>..</i>	<i>3,78,87</i>
<i>Total - 2210</i>	<i>4,32,59,03</i>	<i>-74,43,31</i>	<i>17,99,95</i>	<i>..</i>	<i>3,76,15,67</i>
2211-Family Welfare					
001-Direction and Administration	7,26	..	2,41,21	..	2,48,47
003-Training	2,11,68	..	2,11,68
101-Rural Family Welfare Services	6,32	3,86,26	35,54,98	4,24	39,51,80
102-Urban Family Welfare Services	..	1,78,25	78,47	..	2,56,72
103-Maternity and Child Health	..	1,00,00	1,00,00

STATEMENT No. 12 - Contd.*(Figures in italics represent charged expenditure)*

Heads	Actuals for 2005-2006				Total
	Non-Plan	State Plan	Central Plan	Centrally Sponsored Plan	
1	2	3	4	5	6
EXPENDITURE HEADS	(In thousand of rupees)				
(Revenue Account) - Contd.					
B - SOCIAL SERVICES - Contd.					
(b) Health and Family Welfare - Concl'd.					
2211-Family Welfare - Concl'd.					
104-Transport	67,95	..	67,95
796-Tribal Area Sub-plan	..	2,42,42	23,69,00	..	26,11,42
Total - 2211	13,58	9,06,93	65,23,29	4,24	74,48,04
Total - (b) Health and Family Welfare.	4,32,72,61	-65,36,38	83,23,24	4,24	4,50,63,71
(c) Water Supply, Sanitation, Housing and Urban Development.					
2215-Water Supply and Sanitation					
<i>01-Water Supply</i>					
001-Direction and Administration	7,18,74	13,13,35	20,32,09
003- Training	80,03	80,03
005-Survey and Investigation	..	17,45	..	1,48,19	1,65,64
052-Machinery and Equipment	86,08	86,08
101-Urban Water Supply Programmes.	90,94,06	90,94,06
102-Rural Water Supply Programmes	24,89,92	37,73,09	..	65,76,51	1,28,39,52
191-Assistance to Local Bodies, Municipalities, etc.	..	2,15,67	2,15,67
796-Tribal Area Sub-plan	..	25,82,03	..	17,87,99	43,70,02
799-Suspense	3,65	3,65
800-Other Expenditure	1,46	4,99	6,45
Total - 01	1,46	4,99	..	85,92,72	2,88,93,21
	1,23,92,45	79,01,59	..	85,92,72	2,88,93,21

STATEMENT No. 12 - Contd.*(Figures in italics represent charged expenditure)*

Heads	Actuals for 2005-2006				
	Non-Plan	State Plan	Central Plan	Centrally Sponsored Plan	Total
1	2	3	4	5	6
EXPENDITURE HEADS					
(Revenue Account) - Contd.					
B - SOCIAL SERVICES - Contd.					
(c) Water Supply, Sanitation, Housing and Urban Development - Contd.					
2215-Water Supply and Sanitation - Concl'd.					
<i>02-Swerage and Sanitation</i>					
003-Training	3,99	3,99
105-Sanitation Services	..	12,72,18	..	57,61	13,29,79
107-Sewerage Services	1,00,00	6,03,00	7,03,00
796-Tribal Area Sub-plan	..	2,96,23	..	98,25	3,94,48
<i>Total - 02</i>	<i>1,03,99</i>	<i>21,71,41</i>	<i>..</i>	<i>1,55,86</i>	<i>24,31,26</i>
<i>Total - 2215</i>	<i>1,46</i>	<i>4,99</i>	<i>..</i>	<i>87,48,58</i>	<i>3,13,24,47</i>
2216-Housing					
<i>05-General Pool Accommodation</i>					
053-Maintenance and Repairs	<i>1,36,64</i>				
	71,03,40	72,40,04
800-Other Expenditure	78,06	78,06
<i>Total - 01</i>	<i>1,36,64</i>				
	71,81,46	73,18,10
<i>80-General</i>					
796-Tribal Area Sub-plan	..	92,00	92,00
800-Other Expenditure	..	5,21,00	5,21,00
<i>Total - 80</i>	<i>..</i>	<i>6,13,00</i>	<i>..</i>	<i>..</i>	<i>6,13,00</i>
<i>Total - 2216</i>	<i>1,36,64</i>	<i>6,13,00</i>	<i>..</i>	<i>..</i>	<i>79,31,10</i>
	71,81,46	79,31,10
2217-Urban Development					
<i>01-State Capital Development</i>					
001-Direction and Administration	..	1,00	1,00
800-Other Expenditure	..	49,00	49,00
<i>Total - 01</i>	<i>..</i>	<i>50,00</i>	<i>..</i>	<i>..</i>	<i>50,00</i>
	..	50,00	50,00

STATEMENT No. 12 - Contd.

(Figures in italics represent charged expenditure)

Heads	Actuals for 2005-2006				Total
	Non-Plan	State Plan	Central Plan	Centrally Sponsored Plan	
1	2	3	4	5	6
EXPENDITURE HEADS					
(Revenue Account) - Contd.					
B - SOCIAL SERVICES - Contd.					
(c) Water Supply, Sanitation, Housing and Urban Development - Contd.					
2217-Urban Development - Contd.					
<i>03-Integrated Development of Small and Medium Towns.</i>					
001-Direction and Administration	25,54	25,54
191-Assistance to Local bodies, Corporations, Urban Development Authorities, Town Improvement Boards, etc.	..	2,40	..	3,60	6,00
192-Assistance to Municipalities/Municipal Councils	..	1,47,42	..	2,42,13	3,89,55
193-Assistance to Nagar Panchayats/NACs or equivalent thereof	..	1,35,10	..	96,78	2,31,88
199-Assistance to other Non-Government Institute	..	48	..	72	1,20
796-Tribal Area Sub-plan	..	89,40	..	77,70	1,67,10
<i>Total - 03</i>	<i>25,54</i>	<i>3,74,80</i>	<i>..</i>	<i>4,20,93</i>	<i>8,21,27</i>
<i>04-Slum Area Improvement</i>					
192-Assistance to Municipalities/Municipal Councils	..	4,13	4,13
193-Assistance to Nagar Panchayats/NAC or equivalent thereof	..	15,32	15,32
796-Tribal Area Sub-plan	..	6,03	6,03
800-Other Expenditure	6,45	6,45
<i>Total - 04</i>	<i>6,45</i>	<i>25,48</i>	<i>..</i>	<i>..</i>	<i>31,93</i>
<i>05-Other Urban Development Schemes</i>					
191-Assistance to Local bodies, Corporations, Urban Development Authorities, Town Improvement Boards, etc.	6,00,82	1,30,47	7,31,29
192 -Assistance to Municipality and Municipal Council	12,07,53	1,34,07	13,41,60
193 -Assistance to Nagar Panchayats / N.A.C's or Equivalent thereof	5,76,45	1,87,17	7,63,62
789 -Special Component Plan for Scheduled Castes	..	11,40	11,40
796-Tribal Area Sub-plan	..	1,15,97	1,15,97
<i>Total - 05</i>	<i>23,84,80</i>	<i>5,79,08</i>	<i>..</i>	<i>..</i>	<i>29,63,88</i>

STATEMENT No. 12 - Contd.

(Figures in italics represent charged expenditure)

Heads	Actuals for 2005-2006				Total
	Non-Plan	State Plan	Central Plan	Centrally Sponsored Plan	
1	2	3	4	5	6
EXPENDITURE HEADS					
(In thousand of rupees)					
(Revenue Account) - Contd.					
B - SOCIAL SERVICES - Contd.					
(c) Water Supply, Sanitation, Housing and Urban Development - Concl'd.					
2217-Urban Development - Concl'd.					
80-General					
001-Direction and Administration	3,57,18	3,57,18
191- Assistance to Local bodies, Corporations, Urban Development Authorities, Town Improvement Boards, etc.	2,21,07	2,21,07
192 -Assistance to Municipality and Municipal Council	7,12,93	7,12,93
193 -Assistance to Nagar Panchayats / N.A.C's or Equivalent thereof	5,93,25	5,93,25
<i>Total - 80</i>	18,84,43	18,84,43
<i>Total - 2217</i>	43,01,22	10,29,36	..	4,20,93	57,51,51
Total - (c) Water Supply, Sanitation, Housing and Urban Development.	1,38,10	4,99	..	91,69,51	4,50,07,08
(d) Information and Broadcasting					
2220-Information and Publicity					
01-Films					
105-Production of Films	2,37	9,75	12,12
<i>Total - 01</i>	2,37	9,75	12,12
60-Others					
001-Direction and Administration	4,68,58	4,68,58
003-Research and Training in Mass Communication.	3,45	3,45
101-Advertising and Visual Publicity	..	1,79,90	1,79,90
102-Information Centres	87,70	87,70
103-Press Information Services	3,87	3,87
106-Field Publicity	3,91,51	63,59	4,55,10
107-Songs and Drama Services	..	15,67	15,67
109-Photo Services	2,62	2,62
110-Publications	6,90	6,90
<i>Total - 60</i>	9,64,63	2,59,16	12,23,79
<i>Total - 2220</i>	9,67,00	2,68,91	12,35,91
Total - (d) Information and Broadcasting.	9,67,00	2,68,91	12,35,91

STATEMENT No. 12 - Contd.

(Figures in italics represent charged expenditure)

Heads	Actuals for 2005-2006					Total
	Non-Plan	State Plan	Central Plan	Centrally Sponsored Plan		
1	2	3	4	5	6	
EXPENDITURE HEADS	(In thousand of rupees)					
(Revenue Account) - Contd.						
B - SOCIAL SERVICES - Contd.						
(e) Welfare of Scheduled Castes, Scheduled Tribes and Other Backward Classes.						
2225- Welfare of Scheduled Castes, Scheduled Tribes and Other Backward Classes.						
<i>01-Welfare of Scheduled Castes</i>						
277-Education	12,86,18	3,16,07	2,37,93	2,08	18,42,26	
793-Special Central assistance for Scheduled Castes Component plan.	14,71,28	..	14,71,28	
800-Other Expenditure	2,06	76	2,82	
<i>Total - 01</i>	12,88,24	3,16,83	17,09,21	2,08	33,16,36	
<i>02-Welfare of Scheduled Tribes</i>						
102-Economic Development	..	9,00,00	9,00,00	
190-Assistance to Public Sector and Other Undertakings.	..	15,00	15,00	
277-Education	1,13,51,31	21,35,70	1,50,52	..	1,36,37,53	
794-Special Central Assistance for Tribal Sub-plan.	..	1,50,24,20	1,50,24,20	
796-Tribal Area Sub-plan	40,05	..	40,05	
800-Other Expenditure	17	6,85,25	6,85,42	
<i>Total - 02</i>	1,13,51,48	1,87,60,15	1,90,57	..	3,03,02,20	
<i>03-Welfare of Backward Classes</i>						
190-Assistance to Public Sector and Other Undertakings.	..	18,00	18,00	
277-Education	32,86	..	18,09	..	50,95	
800-Other Expenditure	13,30	50,00	63,30	
<i>Total - 03</i>	46,16	68,00	18,09	..	1,32,25	

STATEMENT No. 12 - Contd.*(Figures in italics represent charged expenditure)*

Heads	Actuals for 2005-2006				Total
	Non-Plan	State Plan	Central Plan	Centrally Sponsored Plan	
1	2	3	4	5	6
EXPENDITURE HEADS					
(Revenue Account) - Contd.					
B - SOCIAL SERVICES - Contd.					
(e) Welfare of Scheduled Castes, Scheduled Tribes and Other Backward Classes - Concl'd.					
2225- Welfare of Scheduled Castes, Scheduled Tribes and Other Backward Classes - Concl'd.					
<i>80-General</i>					
001-Direction and Administration	10,09,48	1,05,53	11,15,01
800-Other Expenditure	9,40	10,74,10	10,83,50
<i>Total - 80</i>	<i>10,18,88</i>	<i>11,79,63</i>	<i>..</i>	<i>..</i>	<i>21,98,51</i>
Total - 2225	1,37,04,76	2,03,24,61	19,17,87	2,08	3,59,49,32
Total - (e) Welfare of Scheduled Castes, Scheduled Tribes and Other Backward Classes.	1,37,04,76	2,03,24,61	19,17,87	2,08	3,59,49,32
(f) Labour and Labour Welfare					
2230-Labour and Employment					
<i>01-Labour</i>					
001-Direction and Administration	5,08,92	5,08,92
101-Industrial Relations	62,84	62,84
102-Working Conditions and Safety	1,45,66	22	1,45,88
103-General Labour Welfare	25,13	25,13
277-Education	..	1,00	1,00
<i>Total - 01</i>	<i>7,42,55</i>	<i>1,22</i>	<i>..</i>	<i>..</i>	<i>7,43,77</i>

STATEMENT No. 12 - Contd.*(Figures in italics represent charged expenditure)*

Heads	Actuals for 2005-2006					Total
	Non-Plan	State Plan	Central Plan	Centrally Sponsored Plan		
1	2	3	4	5	6	
EXPENDITURE HEADS	(In thousand of rupees)					
(Revenue Account) - Contd.						
B - SOCIAL SERVICES - Contd.						
(f) Labour and Labour Welfare - Concl'd.						
2230-Labour and Employment - Concl'd.						
<i>02-Employment</i>						
001-Direction and Administration	57,58	57,58	
004-Research, Survey and Statistics	51,69	51,69	
101-Employment Services	3,59,31	3,59,31	
800-Other Expenditure	40,68	40,68	
<i>Total - 02</i>	<u>5,09,26</u>	<u>..</u>	<u>..</u>	<u>..</u>	<u>5,09,26</u>	
<i>03-Training</i>						
003-Training of Craftsman and Supervisors	9,05,78	5,40,97	..	1,95,00	16,41,75	
102-Apprenticeship Training	73,55	73,55	
796-Tribal Area Sub-plan	..	8,68,50	8,68,50	
800-Other Expenditure	19	19	
<i>Total - 03</i>	<u>9,79,52</u>	<u>14,09,47</u>	<u>..</u>	<u>1,95,00</u>	<u>25,83,99</u>	
<i>Total - 2230</i>	<u>22,31,33</u>	<u>14,10,69</u>	<u>..</u>	<u>1,95,00</u>	<u>38,37,02</u>	
Total - (f) Labour and Labour Welfare.	<u>22,31,33</u>	<u>14,10,69</u>	<u>..</u>	<u>1,95,00</u>	<u>38,37,02</u>	
(g) Social Welfare and Nutrition						
2235-Social Security and Welfare						
<i>01-Rehabilitation</i>						
105-Repatriates from Sri Lanka	5,00	..	5,00	
<i>Total - 01</i>	<u>..</u>	<u>..</u>	<u>5,00</u>	<u>..</u>	<u>5,00</u>	

STATEMENT No. 12 - Contd.*(Figures in italics represent charged expenditure)*

Heads	Actuals for 2005-2006					Total
	Non-Plan	State Plan	Central Plan	Centrally Sponsored Plan		
1	2	3	4	5	6	
EXPENDITURE HEADS						
(Revenue Account) - Contd.						
B - SOCIAL SERVICES - Contd.						
(g) Social Welfare and Nutrition - Contd.						
2235-Social Security and Welfare - Concltd.						
<i>02-Social Welfare</i>						
001-Direction and Administration	50 7,23,49	7,23,99	
101-Welfare of handicapped	3,15,58	1,94,31	5,09,89	
102-Child Welfare	2,68	8,97,60	80,24,71	..	89,24,99	
103-Women's Welfare	6,10	3,35,00	2,76,51	..	6,17,61	
104-Welfare of aged, infirm and destitutes.	1,24,95	1,60,78	2,85,73	
106-Correctional Services	1,82,36	36,82	..	11,27	2,30,45	
107-Assistance to Voluntary Organisations.	8,00	8,00	
200-Other Programmes	40,75	61,38	1,02,13	
796-Tribal Area Sub-plan	..	49,67	40,22,11	..	40,71,78	
800-Other Expenditure	62	8,69	9,31	
<i>Total - 02</i>	50 14,04,53	17,44,25	1,23,23,33	11,27	1,54,83,88	
<i>60-Other Social Security and Welfare Programmes.</i>						
101-Personl Accident Insurnce Scheme for poor families	..	3,82,01	99,67	..	4,81,68	
102-Pensions under Social Security Schemes.	1,63,00,59	76,01,73	2,39,02,32	
200-Other Programmes	1,33,69	5,00	1,38,69	
800-Other Expenditure	46,35	46,35	
<i>Total - 60</i>	1,64,80,63	79,88,74	99,67	..	2,45,69,04	
<i>Total - 2235</i>	50 1,78,85,16	97,32,99	1,24,28,00	11,27	4,00,57,92	

(a) Includes Rs.9,04,51 thousand met out of advance from the Contingency Fund during the previous year and recouped to the Fund during the year.

STATEMENT No. 12 - Contd.*(Figures in italics represent charged expenditure)*

Heads	Actuals for 2005-2006					Total
	Non-Plan	State Plan	Central Plan	Centrally Sponsored Plan		
1	2	3	4	5	6	
EXPENDITURE HEADS	(In thousand of rupees)					
(Revenue Account) - Contd.						
B - SOCIAL SERVICES - Contd.						
(g) Social Welfare and Nutrition - Contd.						
2236-Nutrition						
<i>02-Distribution of Nutritious Food and Beverages.</i>						
001- Direction and Administration	3,49,21	3,49,21	
101-Special Nutrition Programmes	3,10,47	51,09,90	..	17,71,58	71,91,95	
102-Mid-day Meals	..	50,34,70	..	51,65,01	1,01,99,71	
796-Tribal Area Sub-plan	..	31,98,00	..	21,19,12	53,17,12	
<i>Total - 02</i>	<i>6,59,68</i>	<i>1,33,42,60</i>	<i>..</i>	<i>90,55,71</i>	<i>2,30,57,99</i>	
<i>Total - 2236</i>	<i>6,59,68</i>	<i>1,33,42,60</i>	<i>..</i>	<i>90,55,71</i>	<i>2,30,57,99</i>	
2245-Relief on account of Natural Calamities						
<i>01-Drought</i>						
102-Drinking Water Supply	1,45,91	1,45,91	
105-Veterinary Care	49,98	49,98	
282-Public Health	1,13,71	1,13,71	
800-Other Expenditure	12,82,51	12,82,51	
<i>Total - 01</i>	<i>15,92,11</i>	<i>..</i>	<i>..</i>	<i>..</i>	<i>15,92,11</i>	
<i>02-Floods, Cyclones etc.</i>						
101-Gratuitous Relief	2,93,63	2,93,63	
104-Supply of Fodder	40,97	40,97	
106-Repairs and Restoration of damaged roads and bridges	33,22,70	33,22,70	
107-Repairs and Restoration of damaged Govt. Office Buildings.	10,18,93	10,18,93	
109-Repairs and Restoration of damaged drainage and sewerage works.	2,73,65	2,73,65	

STATEMENT No. 12 - Contd.*(Figures in italics represent charged expenditure)*

Heads	Actuals for 2005-2006					Total
	Non-Plan	State Plan	Central Plan	Centrally Sponsored Plan		
1	2	3	4	5	6	
EXPENDITURE HEADS	(In thousand of rupees)					
(Revenue Account) - Contd.						
B - SOCIAL SERVICES - Contd.						
(g) Social Welfare and Nutrition - Concl.						
2245-Relief on account of Natural Calamities - Concl.						
<i>02-Floods, Cyclones etc - Concl.</i>						
111-Ex-Gratia payments to Bereaved Families.	37,58	37,58	
113-Assistance for repairs / reconstruction of Houses.	2,75,52	2,75,52	
115-Assistance to Farmers to clear sand/silt/salinity from lands	23	23	
122-Repairs and Restoration of damaged Irrigation and Flood Control Works.	85,69,20	85,69,20	
193-Assistance to Local Bodies and other Non-Govt. Bodies/Institutions	23,25,00	94,99,56	1,18,24,56	
800-Other Expenditure	47,21,28	47,21,28	
<i>Total - 02</i>	<u>2,08,78,69</u>	<u>94,99,56</u>	<u>..</u>	<u>..</u>	<u>3,03,78,25</u>	
<i>05-Calamity Relief Fund</i>						
101-Transfer to Reserve Funds and Deposit Account-Calamity Relief Fund.	3,01,55,00	3,01,55,00	
901-Deduct- amount met from Calamity Relief Fund.	-2,38,20,52	-2,38,20,52	
	(b) (c)					
<i>Total - 05</i>	<u>63,34,48</u>	<u>..</u>	<u>..</u>	<u>..</u>	<u>63,34,48</u>	
<i>80-General</i>						
800-Other Expenditure	13,49,72		13,49,72	
	(a)					
<i>Total - 80</i>	<u>13,49,72</u>	<u>..</u>	<u>..</u>	<u>..</u>	<u>13,49,72</u>	
<i>Total - 2245</i>	<u>3,01,55,00</u>	<u>94,99,56</u>	<u>..</u>	<u>..</u>	<u>3,96,54,56</u>	
Total - (g) Social Welfare and Nutrition.	50	4,86,99,84	3,25,75,15	1,24,28,00	90,66,98	10,27,70,47

(a) Includes Rs. 4,54 thousand met out of advance from the Contingency Fund during 2003-2004 and recouped to the Fund during the year.

(b) Includes Rs. 13,49,72 thousand towards expenditure on "National Calamity Contingency Fund".

(c) The difference of Rs. 6,48,78 thousand between the figures appearing under the major head 2245-05-Calamity Relief Fund and 8235-111-Calamity Relief Fund is due to refund of unspent balances by the DDOs.

STATEMENT No. 12 - Contd.*(Figures in italics represent charged expenditure)*

Heads	Actuals for 2005-2006				Total
	Non-Plan	State Plan	Central Plan	Centrally Sponsored Plan	
1	2	3	4	5	6
EXPENDITURE HEADS	(In thousand of rupees)				
(Revenue Account) - Contd.					
B - SOCIAL SERVICES - Concl'd.					
(h) Others					
2250-Other Social Services					
101-Donations for Charitable Purposes.	3,05	3,05
102-Administration of Religious and Charitable Endowment Acts.	2,41,83	2,41,83
103-Upkeep of Shrines, Temples, etc.	3,25,69	5,00,00	8,25,69
796-Tribal Area Sub-plan	..	2,00	2,00
800-Other Expenditure	2,19	30,71	32,90
Total - 2250	<u>5,72,76</u>	<u>5,32,71</u>	<u>..</u>	<u>..</u>	<u>11,05,47</u>
2251-Secretariat-Social Services					
090-Secretariat	14,56,60	91,66	38,78	4,88	15,91,92
092-Other Offices	52,30	1,00	53,30
Total - 2251	<u>15,08,90</u>	<u>92,66</u>	<u>38,78</u>	<u>4,88</u>	<u>16,45,22</u>
Total - (h) Others	<u>20,81,66</u>	<u>6,25,37</u>	<u>38,78</u>	<u>4,88</u>	<u>27,50,69</u>
Total - (B) Social Services	<u><i>1,38,60</i></u>	<u><i>4,99</i></u>	<u><i>2,36,24,48</i></u>	<u><i>1,85,77,58</i></u>	<u><i>46,77,71,72</i></u>
33,40,38,17	9,13,87,90	2,36,24,48	1,85,77,58	46,77,71,72	

C-ECONOMIC SERVICES**(a) Agriculture and Allied Activities**

2401-Crop Husbandry

001-Direction and Administration	80,71,75	80,71,75
102-Food Grain Crops	67,09	67,09
103-Seeds	4,90,88	10,65,69	15,56,57

STATEMENT No. 12 - Contd.*(Figures in italics represent charged expenditure)*

Heads	Actuals for 2005-2006				Total
	Non-Plan	State Plan	Central Plan	Centrally Sponsored Plan	
1	2	3	4	5	6
EXPENDITURE HEADS	(In thousand of rupees)				
(Revenue Account) - Contd.					
C-ECONOMIC SERVICES - Contd.					
(a) Agriculture and Allied Activities-Contd.					
2401-Crop Husbandry-Concltd.					
105-Manures and Fertilisers	58,75	..	12,00	..	70,75
107-Plant Protection	1,36,81	1,36,81
108-Commercial Crops	3,46,42	1,73,17	1,30	5,30,08	10,50,97
109-Extension and Farmers Training	2,96,11	61,99	76,00	32,97	4,67,07
110-Crop Insurance	..	1,00,00	1,00,00
111-Agricultural Economics and Statistics.	2,70,56	6,18,83	72,04	6,17,86	15,79,29
113-Agricultural Engineering	1,41,16	..	23,91	..	1,65,07
119-Horticulture and Vegetable Crops.	3,24,80	24,80	..	1,66	3,51,26
796-Tribal Area Sub-plan	..	33,40	..	1,00,20	1,33,60
800-Other Expenditure	3,25,42	4,54,14	..	22,66,99	30,46,55
Total - 2401	1,05,29,75	25,32,02	1,85,25	35,49,76	1,67,96,78
2402-Soil and Water Conservation					
001-Direction and Administration	15,13,82	15,13,82
101-Soil Survey and Testing	2,52,03	2,52,03
102-Soil Conservation	9,10,54	9,10,54
103-Land Reclamation and Development	..	99,99	99,99
109-Extension and Training	30,33	30,33
800-Other expenditure	8,92	26,36,19	..	10,97,00	37,42,11
Total - 2402	27,15,64	27,36,18	..	10,97,00	65,48,82

(a) Includes Rs.13,33,00 thousand met out of advance from the Contingency Fund during the previous year, and recouped to the Fund during the year.

STATEMENT No. 12 - Contd.*(Figures in italics represent charged expenditure)*

Heads	Actuals for 2005-2006				Total
	Non-Plan	State Plan	Central Plan	Centrally Sponsored Plan	
1	2	3	4	5	6
EXPENDITURE HEADS	(In thousand of rupees)				
(Revenue Account) - Contd.					
C-ECONOMIC SERVICES - Contd.					
(a) Agriculture and Allied Activities-Contd.					
2403-Animal Husbandry					
001-Direction and Administration	5,16,41	5,16,41
101-Veterinary Services and Animal Health.	46,43,03	1,54,58	14,92	2,23,27	50,35,80
102-Cattle and Buffalo Development	19,07,40	19,07,40
103-Poultry Development	1,52,46	5,00	1,57,46
104-Sheep and Wool Development	12,63	12,63
105-Piggery Development	8,59	8,59
106-Other Livestock Development	7,19	7,19
107-Fodder and Feed Development	88,72	88,72
109-Extension and Training	23,59	23,59
113-Administrative Investigation and Statistics.	27,16	35,73	13,04	18,00	93,93
800-Other Expenditure	35,70	38,68	..	6,20	80,58
Total - 2403	74,22,88	2,33,99	27,96	2,47,47	79,32,30
2404-Dairy Development					
001-Direction and Administration	36,31	29,33	65,64
102-Diary Development Projects	1,25,00	..	1,25,00
191-Assistance to Cooperatives and other Bodies	..	3,00,00	3,30,62	..	6,30,62
Total - 2404	36,31	3,29,33	4,55,62	..	8,21,26

STATEMENT No. 12 - Contd.*(Figures in italics represent charged expenditure)*

Heads	Actuals for 2005-2006				Total
	Non-Plan	State Plan	Central Plan	Centrally Sponsored Plan	
1	2	3	4	5	6
EXPENDITURE HEADS	(In thousand of rupees)				
(Revenue Account) - Contd.					
C-ECONOMIC SERVICES - Contd.					
(a) Agriculture and Allied Activities-Contd.					
2405-Fisheries					
001-Direction and Administration	6,83,50	7,18	6,90,68
101-Inland Fisheries	6,96,64	3,37,86	18,00	70,00	11,22,50
102-Estuarine / Brakish Water Fisheries	45,00	45,00
103-Marine Fisheries	1,28,10	1,34,59	..	1,84,00	4,46,69
109-Extension and Training	59,24	59,24
120-Fisheries Co-operatives	61,93	61,93
796-Tribal Area Sub-plan	..	2,46,32	..	30,00	2,76,32
800-Other Expenditure	..	19,89	19,89
Total - 2405	16,74,41	7,45,84	18,00	2,84,00	27,22,25
2406-Forestry and Wildlife					
<i>01-Forestry</i>					
001-Direction and Administration	5,59,15	17,39	5,76,54
003-Training and Education	92,03	5,00	97,03
004-Research	1,13,42	1,13,42
005-Survey and Utilisation of Forest Resources.	2,67,67	2,67,67
013-Statistics	33,24	33,24
070-Communication and Buildings	48,23	48,23
101-Forest Conservation, Development and Regeneration.	63,61,29	27,75	..	1,06,27	64,95,31
102-Social and Farm Forestry	40,07	40,07
105-Forest Produce	49,99	49,99

STATEMENT No. 12 - Contd.*(Figures in italics represent charged expenditure)*

Heads	Actuals for 2005-2006				Total
	Non-Plan	State Plan	Central Plan	Centrally Sponsored Plan	
1	2	3	4	5	6
EXPENDITURE HEADS	(In thousand of rupees)				
(Revenue Account) - Contd.					
C-ECONOMIC SERVICES - Contd.					
(a) Agriculture and Allied Activities-Contd.					
2406-Forestry and Wildlife - Concltd.					
<i>01-Forestry - Concltd.</i>					
111-Departmental working of Forest Coups and Depots.	1,45,25	1,45,25
800-Other Expenditure	8,00	8,00
<i>Total - 01</i>	<i>77,18,34</i>	<i>50,14</i>	<i>..</i>	<i>1,06,27</i>	<i>78,74,75</i>
<i>02-Environmental Forestry and Wildlife</i>					
110-Wild Life Preservation	11,79,55	1,35,34	4,53,42	..	17,68,31
111-Zoological Park	2,48,37	9,75	2,58,12
796-Tribal Area Sub-plan	..	39,95	..	1,32,53	1,72,48
800-Other Expenditure	23,05	23,05
<i>Total - 02</i>	<i>14,50,97</i>	<i>1,85,04</i>	<i>4,53,42</i>	<i>1,32,53</i>	<i>22,21,96</i>
Total - 2406	91,69,31	2,35,18	4,53,42	2,38,80	1,00,96,71
2408-Food, Storage and Warehousing					
<i>01-Food</i>					
101-Procurement and Supply	8,81,78	14,53	2,66,47	..	11,62,78
102-Food Subsidies	40,00,00	5,02,55	45,02,55
911-Deduct- Recoveries of overpayments	-28,95	-1,15,88	-1,44,83
<i>Total - 01</i>	<i>48,52,83</i>	<i>4,01,20</i>	<i>2,66,47</i>	<i>..</i>	<i>55,20,50</i>
Total - 2408	48,52,83	4,01,20	2,66,47	..	55,20,50

STATEMENT No. 12 - Contd.*(Figures in italics represent charged expenditure)*

Heads	Actuals for 2005-2006				Total
	Non-Plan	State Plan	Central Plan	Centrally Sponsored Plan	
1	2	3	4	5	6
EXPENDITURE HEADS	(In thousand of rupees)				
(Revenue Account) - Contd.					
C-ECONOMIC SERVICES - Contd.					
(a) Agriculture and Allied Activities-Contd.					
2415-Agricultural Research and Education.					
<i>01-Crop Husbandry</i>					
004-Research	68,34	68,34
277-Education	19,08,75	2,50,00	21,58,75
<i>Total - 01</i>	<u>19,77,09</u>	<u>2,50,00</u>	<u>..</u>	<u>..</u>	<u>22,27,09</u>
<i>02-Soil and Water Conservation</i>					
004-Research	1,79	1,79
<i>Total - 02</i>	<u>1,79</u>	<u>..</u>	<u>..</u>	<u>..</u>	<u>1,79</u>
<i>05-Fisheries</i>					
004-Research	76,41	76,41
<i>Total - 05</i>	<u>76,41</u>	<u>..</u>	<u>..</u>	<u>..</u>	<u>76,41</u>
<i>06-Forestry</i>					
004-Research	..	4,20	4,20
796-Tribal Area Sub-plan	..	2,80	2,80
<i>Total - 06</i>	<u>..</u>	<u>7,00</u>	<u>..</u>	<u>..</u>	<u>7,00</u>
<i>Total - 2415</i>	<u>20,55,29</u>	<u>2,57,00</u>	<u>..</u>	<u>..</u>	<u>23,12,29</u>
2425-Co-operation					
001-Direction and Administration	21,53,91	21,53,91
003-Training	..	6,20	6,20
101-Audit of Co-operatives	9,34,44	9,34,44
105-Information and Publicity	..	3,01	3,01
107-Assistance to Credit Co-operatives	..	20,00	20,00
<i>Total - 2425</i>	<u>30,88,35</u>	<u>29,21</u>	<u>..</u>	<u>..</u>	<u>31,17,56</u>

STATEMENT No. 12 - Contd.*(Figures in italics represent charged expenditure)*

Heads	Actuals for 2005-2006					Total
	Non-Plan	State Plan	Central Plan	Centrally Sponsored Plan		
1	2	3	4	5	6	
EXPENDITURE HEADS						
(Revenue Account) - Contd.						
C-ECONOMIC SERVICES - Contd.						
(a) Agriculture and Allied Activities-Concl.						
2435-Other Agricultural programmes						
<i>01-Marketing and Quality Control</i>						
101-Marketing Facilities	46,69	2,00	48,69	
102-Grading and Quality Control Facilities.	1,40,40	1,40,40	
800-Other Expenditure	78	78	
<i>Total - 01</i>	<i>1,87,87</i>	<i>2,00</i>	<i>..</i>	<i>..</i>	<i>1,89,87</i>	
Total - 2435	1,87,87	2,00	1,89,87	
Total - (a) Agriculture and Allied Activities.	4,17,32,64	75,01,95	14,06,72	54,17,03	5,60,58,34	
(b) Rural Development						
2501-Special Programmes for Rural Development.						
<i>01-Integrated Rural Development Programmes.</i>						
001-Direction and Administration	30,41,45	3,89,63	34,38,08	
796-Tribal Area Sub-plan	..	11,19,45	11,19,45	
800-Other Expenditure	..	16,28,90	16,28,90	
<i>Total - 01</i>	<i>30,41,45</i>	<i>31,44,98</i>	<i>..</i>	<i>..</i>	<i>61,86,43</i>	
<i>02-Drought prone Areas Development Programmes.</i>						
800-Other Expenditure	..	2,55,77	2,55,77	
<i>Total - 02</i>	<i>..</i>	<i>2,55,77</i>	<i>..</i>	<i>..</i>	<i>2,55,77</i>	
Total - 2501	30,41,45	34,00,75	64,42,20	

STATEMENT No. 12 - Contd.*(Figures in italics represent charged expenditure)*

Heads	Actuals for 2005-2006					Total
	Non-Plan	State Plan	Central Plan	Centrally Sponsored Plan		
1	2	3	4	5	6	
EXPENDITURE HEADS						
(In thousand of rupees)						
(Revenue Account) - Contd.						
C-ECONOMIC SERVICES - Contd.						
(b) Rural Development - Concltd.						
2505-Rural Employment						
<i>01-National Programmes</i>						
796-Tribal Area Sub-plan	..	59,32,73	59,32,73	
<i>Total - 01</i>	..	59,32,73	59,32,73	
<i>60-Other Programmes</i>						
101-Sampurna Gamina Rojagar Yojana	..	71,69,20	71,69,20	
102-Indira Awas Yojana	..	51,35,33	51,35,33	
103-Pradhan Mantri Gramodaya Yojana (Gramin Awas)	..	69,80	69,80	
<i>Total - 60</i>	..	1,23,74,33	1,23,74,33	
<i>Total - 2505</i>	..	1,83,07,06	1,83,07,06	
2506-Land Reforms						
001-Direction and Administration	2,46,10	2,46,10	
101-Regulation of Land Holdings and Tenancy.	85,63	85,63	
102-Consolidation of Holdings	26,80,90	26,80,90	
796-Tribal Area Sub-plan	4,64,52	4,64,52	
<i>Total - 2506</i>	34,77,15	34,77,15	
2515-Other Rural Development Programmes.						
001-Direction and Administration	6,94,55	6,94,55	
003-Training	16,11	9,95	15,00	19,12	60,18	
101-Panchayati Raj (A)	-3,50	45,00	41,50	
102-Community Development	33,52,36	33,52,36	
196-Assistance to Zilla Parishad	1,50,13	1,50,13	
197-Assistance to Block Panchayat	2,28,57	2,28,57	
198-Assistance to Gram Panchayats	1,85,99,25	1,85,99,25	
800-Other Expenditure	40,66	40,66	
<i>Total - 2515</i>	2,30,78,13	54,95	15,00	19,12	2,31,67,20	
Total - (b) Rural Development	2,95,96,73	2,17,62,76	15,00	19,12	5,13,93,61	

(A) Minus expenditure is under investigation

STATEMENT No. 12 - Contd.

(Figures in italics represent charged expenditure)

Heads	Actuals for 2005-2006				Total
	Non-Plan	State Plan	Central Plan	Centrally Sponsored Plan	
1	2	3	4	5	6
EXPENDITURE HEADS (In thousand of rupees)					
(Revenue Account) - Contd.					
C-ECONOMIC SERVICES - Contd.					
(d) Irrigation and Flood Control					
2700-Major Irrigation					
<i>01-Anandpur Barage Project- Commercial</i>					
101-Maintenance and Repair	87,57	87,57
<i>Total - 01</i>	87,57	87,57
<i>02-Delta Irrigation Schemes Stage-I Project Commercial</i>					
101-Maintenance and Repair	7,92,26	7,92,26
<i>Total - 02</i>	7,92,26	7,92,26
<i>03-Delta Irrigation Schemes Stage-II Project Commercial</i>					
101-Maintenance and Repair	7,41,07	7,41,07
<i>Total - 03</i>	7,41,07	7,41,07
<i>04-Hirakud Stage-I Project-Commercial</i>					
001-Direction and Administration	1,99,00	1,99,00
101-Maintenance and Repair	13,07,47				13,07,47
<i>Total - 03</i>	15,06,47	15,06,47
<i>05-Mahanadi Birupa Barrage Project Commercial</i>					
001-Direction and Administration	1,29,55	1,29,55
101-Maintenance and Repair	2,64,53				2,64,53
<i>Total - 03</i>	3,94,08	3,94,08
<i>06-Orissa Canal Project Commercial</i>					
101-Maintenance and Repair	1,32,13	1,32,13
<i>Total - 02</i>	1,32,13	1,32,13
<i>07-Potteru Irrigation Project -Commercial</i>					
001-Direction and Administration	55,57	55,57
101-Maintenance and Repair	1,73,08				1,73,08
<i>Total - 07</i>	2,28,65	2,28,65
<i>08-Rengali Dam Project-Commercial</i>					
001-Direction and Administration	1,97,99	1,97,99
101-Maintenance and Repair	2,82,01				2,82,01
<i>Total - 08</i>	4,80,00	4,80,00

STATEMENT No. 12 - Contd.

(Figures in italics represent charged expenditure)

Heads	Actuals for 2005-2006					Total
	Non-Plan	State Plan	Central Plan	Centrally Sponsored Plan		
1	2	3	4	5	6	
EXPENDITURE HEADS						(In thousand of rupees)
(Revenue Account) - Contd.						
C-ECONOMIC SERVICES - Contd.						
(d) Irrigation and Flood Control						
2700-Major Irrigation						
<i>09-Rushikulya System Project-Commercial</i>						
101-Maintenance and Repair	2,58,65	2,58,65	
<i>Total - 09</i>	<i>2,58,65</i>	<i>..</i>	<i>..</i>	<i>..</i>	<i>2,58,65</i>	
<i>10-Salandi Irrigation Porject - Commercial</i>						
101-Maintenance and Repair	2,15,37	2,15,37	
<i>Total - 10</i>	<i>2,15,37</i>	<i>..</i>	<i>..</i>	<i>..</i>	<i>2,15,37</i>	
<i>11-Upper Indravati Irrigation Porject - Commercial</i>						
101-Maintenance and Repair	2,78,97	2,78,97	
<i>Total - 11</i>	<i>2,78,97</i>	<i>..</i>	<i>..</i>	<i>..</i>	<i>2,78,97</i>	
<i>12-Upper Kolab Irrigation Porject - Commercial</i>						
001-Direction and Admninstration	55,82	55,82	
101-Maintenance and Repair	2,83,75	2,83,75	
<i>Total - 12</i>	<i>3,39,57</i>	<i>..</i>	<i>..</i>	<i>..</i>	<i>3,39,57</i>	
<i>80-General</i>						
001-Direction and Admninstration	23,52,63	23,52,63	
003-Training	..	1,05,00	1,05,00	
004-Research	1,04,22	1,04,22	
005-Survey	3,02,73	63,32	3,66,05	
052-Machinery and Equipment	-99,75	-99,75	
799-Suspense	35,24	35,24	
800-Other Expenditure	10,90,34	58,36	11,48,70	
<i>Total - 80</i>	<i>37,85,41</i>	<i>2,26,68</i>	<i>..</i>	<i>..</i>	<i>40,12,09</i>	
Total - 2700	92,40,20	2,26,68	94,66,88	

STATEMENT No. 12 - Contd.

(Figures in italics represent charged expenditure)

Heads	Actuals for 2005-2006					Total
	Non-Plan	State Plan	Central Plan	Centrally Sponsored Plan		
1	2	3	4	5	6	
EXPENDITURE HEADS	(In thousand of rupees)					
(Revenue Account) - Contd.						
C-ECONOMIC SERVICES - Contd.						
(d) Irrigation and Flood Control - Contd.						
2701-Medium Irrigation						
<i>02-Baghua Irrigation Project-Commercial.</i>						
101-Maintenance and Repair	16,50	16,50	
<i>Total - 02</i>	16,50	16,50	
<i>04-Baladia Irrigation Project-Commercial.</i>						
101-Maintenance and Repair	18,04	18,04	
<i>Total - 04</i>	18,04	18,04	
<i>05-Bankabahal Irrigation Project-Commercial.</i>						
101-Maintenance and Repair	32,52	32,52	
<i>Total - 05</i>	32,52	32,52	
<i>06-Baskel Irrigation Project-Commercial.</i>						
101-Maintenance and Repair	13,36	13,36	
<i>Total - 06</i>	13,36	13,36	
<i>07-Budha Budhiani Irrigation Project-Commercial.</i>						
101-Maintenance and Repair	17,90	17,90	
<i>Total - 07</i>	17,90	17,90	
<i>08-Dadarghati Irrigation Project-Commercial.</i>						
101-Maintenance and Repair	20,70	20,70	
<i>Total - 08</i>	20,70	20,70	
<i>09-Daha Irrigation Project-Commercial.</i>						
101-Maintenance and Repair	31,62	31,62	
<i>Total - 09</i>	31,62	31,62	
<i>10-Dahuka Irrigation Project-Commercial.</i>						
101-Maintenance and Repair	13,71	13,71	
<i>Total - 10</i>	13,71	13,71	

STATEMENT No. 12 - Contd.*(Figures in italics represent charged expenditure)*

<i>Heads</i>	Actuals for 2005-2006					Total
	Non-Plan	State Plan	Central Plan	Centrally Sponsored Plan		
1	2	3	4	5	6	
EXPENDITURE HEADS	(In thousand of rupees)					
(Revenue Account) - Contd.						
C-ECONOMIC SERVICES - Contd.						
(d) Irrigation and Flood Control - Contd.						
2701-Medium Irrigation - Contd.						
<i>11-Darajanga Irrigation Project-Commercial.</i>						
101-Maintenance and Repair	47,20		47,20
<i>Total - 11</i>	47,20		47,20
<i>12-Dhanei Irrigation Project-Commercial.</i>						
101-Maintenance and Repair	18,16		18,16
<i>Total - 12</i>	18,16		18,16
<i>13-Dumarbahal Irrigation Project-Commercial.</i>						
101-Maintenance and Repair	15,59		15,59
<i>Total - 13</i>	15,59		15,59
<i>14-Godahada Irrigation Project-Commercial.</i>						
101-Maintenance and Repair	41,06		41,06
<i>Total - 14</i>	41,06		41,06
<i>15-Gohira Budhiani Irrigation Project-Commercial.</i>						
101-Maintenance and Repair	44,29		44,29
<i>Total - 15</i>	44,29		44,29
<i>16-Haldia Irrigation Project-Commercial.</i>						
101-Maintenance and Repair	13,35		13,35
<i>Total - 16</i>	13,35		13,35
<i>17-Hiradharbati Irrigation Project-Commercial.</i>						
101-Maintenance and Repair	25,93		25,93
<i>Total - 17</i>	25,93		25,93
<i>18-Jaya Mangala Irrigation Project-Commercial.</i>						
101-Maintenance and Repair	34,42		34,42
<i>Total - 18</i>	34,42		34,42

STATEMENT No. 12 - Contd.

(Figures in italics represent charged expenditure)

Heads	Actuals for 2005-2006					Total
	Non-Plan	State Plan	Central Plan	Centrally Sponsored Plan		
1	2	3	4	5	6	
EXPENDITURE HEADS	(In thousand of rupees)					
(Revenue Account) - Contd.						
C-ECONOMIC SERVICES - Contd.						
(d) Irrigation and Flood Control - Contd.						
2701-Medium Irrigation - Contd.						
<i>19-Jharbandha Irrigation Project-Commercial.</i>						
101-Maintenance and Repair	13,21		13,21
<i>Total - 19</i>	13,21		13,21
<i>20-Kalo Irrigation Project-Commercial.</i>						
101-Maintenance and Repair	33,59		33,59
<i>Total - 20</i>	33,59		33,59
<i>21-Kanjhaari Irrigation Project-Commercial.</i>						
101-Maintenance and Repair	30,68		30,68
<i>Total - 21</i>	30,68		30,68
<i>22-Kansabahal Irrigation Project-Commercial.</i>						
101-Maintenance and Repair	22,06		22,06
<i>Total - 22</i>	22,06		22,06
<i>23-Khadakhei Irrigation Project-Commercial.</i>						
101-Maintenance and Repair	36,45		36,45
<i>Total - 23</i>	36,45		36,45
<i>24-Kuanria Irrigation Project-Commercial.</i>						
101-Maintenance and Repair	19,78		19,78
<i>Total - 24</i>	19,78		19,78
<i>25-Nesa Irrigation Project-Commercial</i>						
101-Maintenance and Repair	5,97		5,97
<i>Total - 25</i>	5,97		5,97
<i>26-Ong Irrigation Project-Commercial.</i>						
101-Maintenance and Repair	60,90		60,90
<i>Total - 26</i>	60,90		60,90

STATEMENT No. 12 - Contd.

(Figures in italics represent charged expenditure)

Heads	Actuals for 2005-2006					Total
	Non-Plan	State Plan	Central Plan	Centrally Sponsored Plan		
1	2	3	4	5	6	
EXPENDITURE HEADS	(In thousand of rupees)					
(Revenue Account) - Contd.						
C-ECONOMIC SERVICES - Contd.						
(d) Irrigation and Flood Control - Contd.						
2701-Medium Irrigation - Contd.						
<i>27-Pilasaki Irrigation Project-Commercial.</i>						
101-Maintenance and Repair	16,30		16,30
<i>Total - 27</i>	16,30		16,30
<i>28-Pitamahal Project-Commercial.</i>						
101-Maintenance and Repair	12,52		12,52
<i>Total - 28</i>	12,52		12,52
<i>29-Ramanadi Irrigation Project-Commercial.</i>						
101-Maintenance and Repair	12,66		12,66
<i>Total - 29</i>	12,66		12,66
<i>30-Ramiala Irrigation Project-Commercial.</i>						
101-Maintenance and Repair	50,60		50,60
<i>Total - 30</i>	50,60		50,60
<i>31-Remal Irrigation Project-Commercial.</i>						
101-Maintenance and Repair	18,34		18,34
<i>Total - 31</i>	18,34		18,34
<i>32-Saipal Irrigation Project-Commercial.</i>						
101-Maintenance and Repair	13,78		13,78
<i>Total - 24</i>	13,78		13,78
<i>33-Salia Irrigation Project-Commercial</i>						
101-Maintenance and Repair	40,64		40,64
<i>Total - 33</i>	40,64		40,64
<i>34-Salki Irrigation Project-Commercial.</i>						
101-Maintenance and Repair	1,28,26		1,28,26
<i>Total - 34</i>	1,28,26		1,28,26

STATEMENT No. 12 - Contd.

(Figures in italics represent charged expenditure)

Heads	Actuals for 2005-2006					Total
	Non-Plan	State Plan	Central Plan	Centrally Sponsored Plan		
1	2	3	4	5	6	
EXPENDITURE HEADS						(In thousand of rupees)
(Revenue Account) - Contd.						
C-ECONOMIC SERVICES - Contd.						
(d) Irrigation and Flood Control - Concl'd.						
2701-Medium Irrigation - Contd.						
<i>35-Sarafgarh Irrigation Project-Commercial.</i>						
101-Maintenance and Repair	13,66	13,66	
<i>Total - 35</i>	13,66	13,66	
<i>36-Satiguda Irrigation Project-Commercial.</i>						
101-Maintenance and Repair	34,25	34,25	
<i>Total - 36</i>	34,25	34,25	
<i>37-Sunder Irrigation Project-Commercial.</i>						
101-Maintenance and Repair	23,46	23,46	
<i>Total - 37</i>	23,46	23,46	
<i>38-Sunei Irrigation Project-Commercial.</i>						
101-Maintenance and Repair	55,88	55,88	
<i>Total - 38</i>	55,88	55,88	
<i>39-Talasara Irrigation Project-Commercial.</i>						
101-Maintenance and Repair	17,46	17,46	
<i>Total - 39</i>	17,46	17,46	
<i>40-Upper Suktel Irrigation Project-Commercial.</i>						
101-Maintenance and Repair	6,48	6,48	
<i>Total - 40</i>	6,48	6,48	
<i>41-Uthei Irrigation Project-Commercial.</i>						
101-Maintenance and Repair	50,09	50,09	
<i>Total - 41</i>	50,09	50,09	
<i>80-General.</i>						
052-Machinery and Equipment	19,77	19,77	
<i>Total - 80</i>	19,77	19,77	
<i>01- Aunli Irrigation Project - Commercial</i>						
101-Maintenance and Repair	8,97	8,97	
<i>Total - 80</i>	8,97	8,97	
<i>03-Bahuda Irrigation Project-Commercial</i>						
101-Maintenance and Repair	45,21	45,21	
<i>Total - 03</i>	45,21	45,21	
Total - 2701	11,95,32	11,95,32	

STATEMENT No. 12 - Contd.*(Figures in italics represent charged expenditure)*

<i>Heads</i>	Actuals for 2005-2006					Total
	Non-Plan	State Plan	Central Plan	Centrally Sponsored Plan		
1	2	3	4	5	6	
EXPENDITURE HEADS	(In thousand of rupees)					
(Revenue Account) - Contd.						
C-ECONOMIC SERVICES - Contd.						
(d) Irrigation and Flood Control - Concl'd.						
2702-Minor Irrigation						
<i>01-Surface Water</i>						
800-Other Expenditure	16,36,58	16,36,58	
<i>Total - 01</i>	16,36,58	16,36,58	
<i>02-Ground Water</i>						
005-Investigation	3,22,77	54,61	3,77,38	
<i>Total - 02</i>	3,22,77	54,61	3,77,38	
<i>03-Maintenance</i>						
102-Lift Irrigation Schemes	13,47,11	30,83,20	44,30,31	
796- Tribal Area Sub Plan	..	4,34,92	4,34,92	
<i>Total - 03</i>	13,47,11	35,18,12	48,65,23	
<i>80-General</i>						
001-Direction and Administration	10,87,14	10,87,14	
052-Machinery and Equipment	17,27	17,27	
799-Suspense	1,78,16	1,78,16	
<i>Total - 80</i>	12,82,57	12,82,57	
<i>Total - 2702</i>	45,89,03	35,72,73	81,61,76	
2705-Command Area Development						
001-Ayacut Development	7,73,94	7,73,94	
101-Command Area Development Programme, Salandi	9,25	9,25	
102-Command Area Development Programme, Delta	19,94	19,94	
103-Command Area Development Programme, Hirakud	37,20	37,20	
104-Command Area Development Programme, Pre Irrigation Ayacut	14,79	14,79	
796-Tribal Area Sub Plan	1,15,23	1,15,23	
<i>Total - 2705</i>	81,18	8,89,17	9,70,35	

STATEMENT No. 12 - Contd.

(Figures in italics represent charged expenditure)

Heads	Actuals for 2005-2006					Total
	Non-Plan	State Plan	Central Plan	Centrally Sponsored Plan		
1	2	3	4	5	6	
EXPENDITURE HEADS						(In thousand of rupees)
(Revenue Account) - Contd.						
C-ECONOMIC SERVICES - Contd.						
(d) Irrigation and Flood Control - Concltd.						
2711-Food Control and Drainage						
<i>01-Food Control</i>						
800-Other Expenditure	4,50					
	31,13,81	31,18,31	
<i>Total - 01</i>	4,50					
	31,13,81	31,18,31	
<i>02-Anti-Sea Erosion Projects</i>						
800-Other Expenditure	5,31,71	5,31,71	
<i>Total - 02</i>	5,31,71	5,31,71	
<i>03-Drianage</i>						
001-Direction and Administration	89,33	89,33	
<i>Total - 03</i>	89,33	89,33	
Total - 2711	4,50					
	37,34,85	37,39,35	
Total - (d) Irrigation and Flood Control	4,50					
	1,88,40,58	37,99,41	..	8,89,17	2,35,33,66	
(e) Energy						
2801-Power						
<i>01-Hydel Generation</i>						
001-Direction and Administration	16,98	16,98	
102-Balimela Dam (Joint Project)	1,48,62	1,48,62	
106-Machhkund Hydro-electric Porject	52,46	52,46	
800-Other Expenditure	81,67	2,99	84,66	
<i>Total - 01</i>	2,99,73	2,99	3,02,72	
<i>05-Transmission and Distribution</i>						
800-Other Expenditure	..	9,83,50	9,83,50	
<i>Total - 05</i>	..	9,83,50	9,83,50	
<i>06-Rural Electrification</i>						
001-Direction and Administration	..	1,12	1,12	
800-Other Expenditure	..	25,29,57	25,29,57	
<i>Total - 06</i>	..	25,30,69	25,30,69	

STATEMENT No. 12 - Contd.*(Figures in italics represent charged expenditure)*

<i>Heads</i>	Actuals for 2005-2006				Total
	Non-Plan	State Plan	Central Plan	Centrally Sponsored Plan	
1	2	3	4	5	6
EXPENDITURE HEADS	(In thousand of rupees)				
(Revenue Account) - Contd.					
C-ECONOMIC SERVICES - Contd.					
(d) Irrigation and Flood Control - Concl'd.					
2801-Power					
<i>80-General</i>					
004-Research and Development	26,60	26,60
800-Other Expenditure	1,60,27	1,60,27
<i>Total - 80</i>	1,60,27	1,86,87
	26,60	1,86,87
Total - 2801	1,60,27	40,03,78
	3,26,33	35,17,18	40,03,78
2810-Non Conventional Sources of Energy					
<i>01-Bio Energy</i>					
001-Direction and Administration	17,00	20,00	37,00
101-National Programme for Bio-Gas Development	..	9,94	9,94
<i>Total - 01</i>	17,00	29,94	46,94
<i>60-Others</i>					
800-Other Expenditure	..	20,00	15,00	..	35,00
<i>Total - 60</i>	..	20,00	15,00	..	35,00
Total - 2810	17,00	49,94	15,00	..	81,94
Total - (e) Energy	1,60,27	35,67,12	15,00	..	40,85,72
	3,43,33	35,67,12	15,00	..	40,85,72

STATEMENT No. 12 - Contd.

(Figures in italics represent charged expenditure)

Heads	Actuals for 2005-2006					Total
	Non-Plan	State Plan	Central Plan	Centrally Sponsored Plan		
1	2	3	4	5	6	
EXPENDITURE HEADS						(In thousand of rupees)
(Revenue Account) - Contd.						
C-ECONOMIC SERVICES - Contd.						
(f) Industry and Minerals						
2851-Village and Small Industries						
001-Direction and Administration	1,76 13,76,86	4,50	13,83,12	
102-Small Scale Industries	..	86,00	1,61,03	..	2,47,03	
103-Handloom Industries	1,47,68	6,24,79 (a)	5,19,27	4,14,31	17,06,05	
104-Handicraft Industries	1,18,78	4,81,72	6,00,50	
105-Khadi and Village Industries	2,49,62	11,00	2,60,62	
106-Coir Industries	40,77	10,62	..	1,38	52,77	
107-Sericulture Industries	3,96,42	99,48	4,95,90	
108-Powerloom Industries	..	5,00	5,00	
200-Other Village Industries	5,61,46	5,61,46	
796-Tribal Area Sub-plan	..	3,05,21	61,05	40,00	4,06,26	
Total - 2851	1,76 28,91,59	16,28,32	7,41,35	4,55,69	57,18,71	
2852-Industries						
<i>07-Telecommunication and Electronic Industries</i>						
202-Electronics	..	21,99,68	21,99,68	
Total - 07	..	21,99,68	21,99,68	
<i>08-Consumer Industries</i>						
600-Others	11,29	3,38	14,67	
Total - 08	11,29	3,38	14,67	
Total - 2852	11,29	22,03,06	22,14,35	

(a) Includes Rs. 1,26,76 thousand met out of advance from the Contingency Fund during the Previous year, and recouped to the fund during the year.

STATEMENT No. 12 - Contd.

Heads	Actuals for 2005-2006					Total
	Non-Plan	State Plan	Central Plan	Centrally Sponsored Plan		
1	2	3	4	5	6	
EXPENDITURE HEADS						(In thousand of rupees)
(Revenue Account) - Contd.						
C-ECONOMIC SERVICES - Contd.						
(f) Industry and Minerals - Contd.						
2853-Non-Ferrous Mining and Metallurgical Industries.						
<i>02-Regulation and Development of Mines</i>						
001-Direction and Administration	6,84,14		6,84,14
004-Research and Development	51,24		51,24
102-Mineral Exploration	5,67,63		5,67,63
<i>Total - 02</i>	13,03,01		13,03,01
Total - 2853	13,03,01		13,03,01
2875-Other Industries						
<i>60-Other Industries</i>						
190-Assistance to Public Sector and Other Undertakings.	..	5,10,22		5,10,22
<i>Total - 60</i>	..	5,10,22		5,10,22
Total - 2875	..	5,10,22		5,10,22
2885-Other Outlays on Industries and Minerals.						
<i>60-Others</i>						
796-Tribal Area Sub-plan	..	7,14		7,14
800-Other Expenditure	-16,99,13	36,81		-16,62,32
	(A)					
<i>Total - 60</i>	-16,99,13	43,95		-16,55,18
Total - 2885	-16,99,13	43,95		-16,55,18
Total - (f) Industry and Minerals	1,76	43,85,55	7,41,35	4,55,69		80,91,11
	25,06,76					

(A) Refund of G1A provided to IPICOL on account of payment of Interest on Steel Bond on receipt of amount from IDCOL.

STATEMENT No. 12 - Contd.

(Figures in italics represent charged expenditure)

Heads	Actuals for 2005-2006					Total
	Non-Plan	State Plan	Central Plan	Centrally Sponsored Plan		
1	2	3	4	5	6	
EXPENDITURE HEADS	(In thousand of rupees)					
(Revenue Account) - Contd.						
C-ECONOMIC SERVICES - Contd.						
(g) Transport						
3051-Ports and Light Houses						
<i>02-Minor Ports</i>						
102-Port Management	2,78,50	2,78,50	
<i>Total - 02</i>	2,78,50	2,78,50	
Total - 3051	2,78,50	2,78,50	
3053-Civil Aviation						
<i>02-Air Ports</i>						
102-Aerodromes	10,12	10,12	
<i>Total - 02</i>	10,12	10,12	
<i>60-Other Aeronautical Services</i>						
101-Communications	59,55	59,55	
<i>Total - 60</i>	59,55	59,55	
<i>80-General</i>						
003-Training and Education	21,09	21,09	
101-Inspection	26	26	
<i>Total - 80</i>	21,35	21,35	
Total - 3053	91,02	91,02	
3054-Roads and Bridges						
<i>01-National Highways</i>						
104-National Highways	99,11	99,11	
799-Suspense	-10,67	-10,67	
<i>Total - 01</i>	88,44	88,44	

STATEMENT No. 12 - Contd.*(Figures in italics represent charged expenditure)*

<i>Heads</i>	Actuals for 2005-2006					Total
	Non-Plan	State Plan	Central Plan	Centrally Sponsored Plan		
1	2	3	4	5	6	
EXPENDITURE HEADS	(In thousand of rupees)					
(Revenue Account) - Contd.						
C-ECONOMIC SERVICES - Contd.						
(g) Transport - Concl'd.						
3054-Roads and Bridges - Concl'd.						
<i>03-State Highways</i>						
337-Road Works	28,23,83		28,23,83
<i>Total - 03</i>	28,23,83		28,23,83
<i>04-District and Other Roads</i>						
337-Road Works	1,67,28,06		1,67,28,06
<i>Total - 04</i>	1,67,28,06		1,67,28,06
<i>80-General</i>						
800-Other Expenditure	1,46,38		1,46,38
<i>Total - 80</i>	1,46,38		1,46,38
<i>Total - 3054</i>	1,97,86,71		1,97,86,71
3055-Road Transport						
800-Other Expenditure	1,60,10		1,60,10
<i>Total - 3055</i>	1,60,10		1,60,10
3056-Inland Water Transport						
001- Direction and Administration	33,10	28,82	..	7,21		69,13
003-Training and Research	15,28		15,28
104-Navigation	92,55		92,55
<i>Total - 3056</i>	1,40,93	28,82	..	7,21		1,76,96
Total - (g) Transport	2,04,57,26	28,82	..	7,21		2,04,93,29

STATEMENT No. 12 - Contd.

(Figures in italics represent charged expenditure)

Heads	Actuals for 2005-2006				Total
	Non-Plan	State Plan	Central Plan	Centrally Sponsored Plan	
1	2	3	4	5	6
EXPENDITURE HEADS (In thousand rupees)					
(Revenue Account) - Contd.					
C-ECONOMIC SERVICES - Contd.					
(i) Science, Technology and Environment					
3425-Other Scientific Research					
<i>60-Others</i>					
200-Assistance to Other Scientific Bodies	58,67	8,39,66	8,98,33
<i>Total - 60</i>	<i>58,67</i>	<i>8,39,66</i>	<i>..</i>	<i>..</i>	<i>8,98,33</i>
Total - 3425	58,67	8,39,66	8,98,33
3435-Ecology and Environment					
<i>03-Environmental Research and Ecological Regeneration</i>					
003-Environmental Education / Training Extension	..	2,50	2,50
102-Environmental Planning and Co-ordination	33,41	10,00	1,92,89	..	2,36,30
103-Research and Ecological Regeneration	1,40,83	1,40,83
<i>Total - 03</i>	<i>1,74,24</i>	<i>12,50</i>	<i>1,92,89</i>	<i>..</i>	<i>3,79,63</i>
Total - 3435	1,74,24	12,50	1,92,89	..	3,79,63
Total - (i) Science, Technology and Environment	2,32,91	8,52,16	1,92,89	..	12,77,96
(j) General Economic Services					
3451-Secretariat - Economic Services					
090-Secretariat	26,09,06	10,00	26,19,06
091-Attached Offices	..	21,27	21,27
092-Other Offices	1,54,64	7,58,54	9,13,18
101-Planning Commission - Planning Board.	15,01	15,01
102-District Planning Machinery	2,03,65	2,45,69,15	2,47,72,80
Total - 3451	29,82,36	2,53,58,96	2,83,41,32

STATEMENT No. 12 - Contd.

(Figures in italics represent charged expenditure)

Heads	Actuals for 2005-2006				Total
	Non-Plan	State Plan	Central Plan	Centrally Sponsored Plan	
1	2	3	4	5	6
EXPENDITURE HEADS (In thousand rupees)					
(Revenue Account) - Contd.					
C-ECONOMIC SERVICES - Contd.					
(j) General Economic Services - Contd.					
3452-Tourism					
<i>01-Tourist Infrastructure</i>					
101-Tourist Centre	25,87	25,87
102-Tourist Accommodation	77,79	77,79
<i>Total - 01</i>	<i>1,03,66</i>	<i>..</i>	<i>..</i>	<i>..</i>	<i>1,03,66</i>
<i>80-General</i>					
001-Direction and Administration	50,12	50,12
104-Promotion and Publicity	1,64,46	2,61,64	4,26,10
<i>Total - 80</i>	<i>2,14,58</i>	<i>2,61,64</i>	<i>..</i>	<i>..</i>	<i>4,76,22</i>
Total - 3452	3,18,24	2,61,64	5,79,88
3453-Foreign Trade and Export Promotion.					
106-Administration of Export Promotion Schemes.	2,22,24	25,00	2,47,24
Total - 3453	2,22,24	25,00	2,47,24
3454-Census Surveys and Statistics					
<i>02-Surveys and Statistics</i>					
001-Direction and Administration	3,10,22	..	2,79,41 (a)	..	5,89,63
201-National Sample Survey Organisation	34,35	34,35
800-Other Expenditure	1,41,77	9,00	83	..	1,51,60
<i>Total - 02</i>	<i>4,86,34</i>	<i>9,00</i>	<i>2,80,24</i>	<i>..</i>	<i>7,75,58</i>
Total - 3454	4,86,34	9,00	2,80,24	..	7,75,58
3456-Civil Supplies					
001-Direction and Administration	1,65,84	1,65,84
800-Other Expenditure	12	12
Total - 3456	1,65,96	1,65,96

(a) Includes Rs. 50,00 thousand met out of advance from the Contingency Fund during the previous year, recouped to the fund during the year.

STATEMENT No. 12 - Contd.

(Figures in italics represent charged expenditure)

Heads	Actuals for 2005-2006					Total
	Non-Plan	State Plan	Central Plan	Centrally Sponsored Plan		
1	2	3	4	5	6	
EXPENDITURE HEADS						(In thousand rupees)
(Revenue Account) - Concl'd.						
C-ECONOMIC SERVICES - Concl'd.						
(j) General Economic Services - Concl'd.						
3475-Other General Economic Services.						
106-Regulation of Weights and Measures.	2,84,42	2,84,42
Total - 3475	2,84,42	2,84,42
Total - (j) General Economic Services.	44,59,56	2,56,54,60	2,80,24	3,03,94,40
Total-C-ECONOMICS SERVICES	1,66,53	11,81,69,77	6,75,52,37	26,51,20	67,88,22	19,53,28,09
D-GRANTS-IN-AID AND CONTRIBUTIONS						
3604-Compensation and Assignments to Local Bodies and Panchayati Raj Institutions.						
196-Assistance to Zilla Parishad	1,85,12	1,85,12
197-Assistance to Block Panchayat	3,02,72	3,02,72
198-Assistance to Gram Panchayats	11,12,59	11,12,59
200-Other Miscellaneous Compensations and Assignments.	1,45,37,01	1,45,37,01
Total - 3604	1,61,37,44	1,61,37,44
3606-Aid Materials and Equipments						
T.B. Control Programme	-77,79	-77,79
National Malaria Eradication Programme	-13,74,04	-13,74,04
Total - 3606	-14,51,83	-14,51,83
Total-D-GRANTS-IN-AID AND CONTRIBUTIONS.	1,46,85,61	1,46,85,61
TOTAL - Expenditure Heads (Revenue Account)	44,64,79,17	70,25,97,83	4,99	15,92,03,48	2,67,00,31	2,53,65,80
						1,36,03,51,58

(a) Minus expenditure is due to adjustment of outstanding amount of previous year to the concerned service head.

STATEMENT No. 12 - Contd.

(Figures in italics represent charged expenditure)

Heads	Actuals for 2005-2006					Total
	Non-Plan	State Plan	Central Plan	Centrally Sponsored Plan		
1	2	3	4	5	6	
EXPENDITURE HEADS	(In thousand rupees)					
(Capital Account)						
A - CAPITAL ACCOUNT OF GENERAL SERVICES						
4055-Capital Outlay on Police	21,37,36	21,37,36	
4059-Capital Outlay on Public Works	21,01,89	8,57,25	..	1,70,98	31,30,12	
Total - A - CAPITAL ACCOUNT OF GENERAL SERVICES.	42,39,25	8,57,25	..	1,70,98	52,67,48	
B - CAPITAL ACCOUNT OF SOCIAL SERVICES						
(a) Education, Sports, Art and Culture						
4202-Capital Outlay on Education, Sports, Art and Culture.	..	2,28,14	2,28,14	
Total - (a) - Education, Sports, Art and Culture.	..	2,28,14	2,28,14	
(b) Health and Family Welfare						
4210-Capital Outlay on Medical and Public Health.	..	15,03,56	1,34,41	..	16,37,97	
Total - (b) - Health and Family Welfare.	..	15,03,56	1,34,41	..	16,37,97	
(c) Water Supply, Sanitation, Housing and Urban Development.						
4215-Capital Outlay on Water Supply and Sanitation.	..	47,89,03	..	22,27,94	70,16,97	
4216-Capital Outlay on Housing	3,96,56	13,38,32	17,34,88	
4217-Capital Outlay on Urban Development.	..	40,00 1,15,00	1,55,00	
Total-(c)-Water Supply, Sanitation, Housing and Urban Development.	3,96,56	62,42,35	..	22,27,94	89,06,85	

STATEMENT No. 12 - Contd.

(Figures in italics represent charged expenditure)

Heads	Actuals for 2005-2006				
	Non-Plan	State Plan	Central Plan	Centrally Sponsored Plan	Total
1	2	3	4	5	6
EXPENDITURE HEADS	(In thousand rupees)				
(Capital Account) - Contd.					
B-CAPITAL ACCOUNT OF SOCIAL SERVICES - Concl'd.					
(e) Welfare of Scheduled Castes, Scheduled Tribes and Other Backward Classes.					
4225-Capital Outlay on Welfare of Scheduled Castes, Scheduled Tribes and Other Backward Classes.	..	10,40,10	50,00	47,03	11,37,13
Total-(e) Welfare of Scheduled Castes, Scheduled Tribes and Other Backward Classes.	..	10,40,10	50,00	47,03	11,37,13
Total-(B)-CAPITAL ACCOUNT OF SOCIAL SERVICES.	3,96,56	90,14,15	1,84,41	22,74,97	1,19,10,09
(C) CAPITAL ACCOUNT OF ECONOMIC SERVICES.					
(a) Capital Account of Agriculture and Allied Activities.					
4401-Capital Outlay on Crop Husbandary	..	-73 (A)	-73
4405-Capital Outlay on Fisheries	..	17,74	..	3,50	21,24
4406-Capital Outlay on Forestry and Wild Life.	24,36,97	16,12,99	40,49,96
4408-Capital Outlay on Food , Storage and Warehousing.	-6 (A)	-6
4425-Capital Outlay on Co-operation	..	14,19,44	14,19,44
Total - (a) Capital Account of Agriculture and Allied Activities.	24,36,91	30,49,44	..	3,50	54,89,85
(d) Capital Account of Irrigation and Flood Control.					
4700-Capital Outlay on Major Irrigation	..	21,19 3,07,35,32	3,07,56,51
4701-Capital Outlay on Medium Irrigation	..	2,19,53 96,48,96	98,68,49
4702-Capital Outlay on Minor Irrigation	..	1,84,12 55,01,99	..	9,93,26	66,79,37
4711-Capital Outlay on Flood Control Projects.	..	7,70,90	..	3,27,01	10,97,91
Total-(d) Capital Account of Irrigation and Flood Control.	..	4,24,84 4,66,57,17	..	13,20,27	4,84,02,28

(A) Minus Expenditure is under investigation.

STATEMENT No. 12 - Contd.

(Figures in italics represent charged expenditure)

Heads	Actuals for 2005-2006				Total
	Non-Plan	State Plan	Central Plan	Centrally Sponsored Plan	
1	2	3	4	5	6
EXPENDITURE HEADS	(In thousand rupees)				
(Capital Account) - Contd.					
(C) CAPITAL ACCOUNT OF ECONOMIC SERVICES - Contd.					
(f) Capital Account of Industry and Minerals.					
4852-Capital Outlay on Iron and Steel Industries.	..	9,87	9,87
4853-Capital outlay on Non-Ferrous Mining and Metallurgical Industries.	-3,55,67	-3,55,67 (A)
Total (f) Capital Account of Industry and Minerals.	-3,55,67	9,87	-3,45,80
(g) Capital Account of Transport					
5051-Capital Outlay on Ports and Light Houses.	..	1,03,12	1,03,12
5053-Capital Outlay on Civil Aviation.	..	5,00	5,00
5054-Capital Outlay on Roads and Bridges.	7,58,75	25,53 3,03,23,52	3,10,15	3,60,21	3,17,78,16
5056-Capital Outlay on Inland and Water Transport	..	2,70	..	60	3,30
Total (g) Capital Account of Transport.	7,58,75	25,53 3,04,34,34	3,10,15	3,60,81	3,18,89,58

(A) 15th Instalment of consideration money paid by TATA Steel Ltd, towards taken over of Charge Chrome Division of OMC Ltd.

STATEMENT No. 12 - Concl.*(Figures in italics represent charged expenditure)*

Heads	Actuals for 2005-2006					Total	
	Non-Plan	State Plan	Central Plan	Centrally Sponsored Plan			
1	2	3	4	5	6		
EXPENDITURE HEADS							(In thousand rupees)
(Capital Account) - Concl.							
(C) CAPITAL ACCOUNT OF ECONOMIC SERVICES - Concl.							
(j) Capital Account of General Economic Services							
5452-Capital Outlay on Tourism	..	5,06,14	59,47	9,20		5,74,81	
5465-Investments in General Financial and Trading Institutions.	..	6,00,00		6,00,00	
5475-Capital Outlay on other General Economic Services.	17,78		17,78	
Total (j) Capital Account of General Economic Services	17,78	11,06,14	59,47	9,20		11,92,59	
Total-(C) CAPITAL ACCOUNT OF ECONOMIC SERVICES.	28,57,77	4,50,37 8,12,56,96	3,69,62	16,93,78		8,66,28,50	
TOTAL - Expenditure Heads (Capital Account)	74,93,58	4,90,37 9,11,28,36	5,54,03	41,39,73		10,38,06,07	
GRAND TOTAL EXPENDITURE	44,64,79,17 71,00,91,41	4,95,36 25,03,31,84	2,72,54,34	2,95,05,53		1,46,41,57,65	

NOTE:-

- (a) The details of Grants-in-Aid given by the State Government to the Local Bodies is given in Appendix IV.
- (b) A Statement showing expenditure on "salaries" organised by major heads, during the year 2005-2006 is given in Appendix V.
- (c) A Statement showing expenditure on "subsidies" disbursed during the year 2005-2006 is given in Appendix VI.

STATEMENT No. 13

DETAILED STATEMENT OF CAPITAL EXPENDITURE DURING AND TO THE END OF 2004-2005

Nature of Expenditure	Expenditure during 2005-2006					Expenditure to the end of 2005-2006
	Non-Plan	State Plan	Central Plan	Centrally Sponsored Plan	Total	
1	2	3	4	5	6	7
EXPENDITURE HEADS	(In thousand of rupees)					
(Capital Account)						
A-CAPITAL ACCOUNT OF GENERAL SERVICES						
4047- Capital Outlay on Other Fiscal Services						
039- State Excise	1,00,00
Total - 4047	1,00,00
4055- Capital Outlay on Police						
051- Construction	15,99
207- State Police	19,15,11	19,15,11	73,05,55
208- Special Police	34,82,58
211- Police Housing	2,22,25	2,22,25	11,21,44
Total - 4055	21,37,36	21,37,36	1,19,25,55
	(A)					
4059- Capital Outlay on Public Works						
01- Office Buildings						
051- Construction- General Pool Accommodation	7,92,97	2,33,00	..	2,21	10,28,18	1,18,52,79
796- Tribal Area Sub-plan	..	53,37	..	3,44	56,81	7,50,21
800- Other Expenditure	17,55,55
Deduct- Receipts and Recoveries on Capital Account.	-50,37
Total - 01	7,92,97	2,86,37	..	5,65	10,84,99	1,43,08,18
60- Other Buildings						
001- Direction and Administration	3,44,74
051- Construction-	13,08,92	4,62,98	..	1,65,33	19,37,23	1,52,49,23
052- Machinery and Equipment	3,12,05
796- Tribal Area Sub-plan	..	1,25	1,25	3,58,77
799- Suspense	10,75
800- Other Expenditure	..	1,06,65	1,06,65	36,48,70
Total - 60	13,08,92	5,70,88	..	1,65,33	20,45,13	1,99,24,24
Total - 4059	21,01,89	8,57,25	..	1,70,98	31,30,12	3,42,32,41
	(A)					
Total - A-CAPITAL ACCOUNT OF GENERAL SERVICES	42,39,25	8,57,25	..	1,70,98	52,67,48	4,62,57,97
	(A)					

(A) Difference of Rs.1 thousand is due to rounding.

STATEMENT No. 13 - Contd.

Nature of Expenditure	Expenditure during 2005-2006					Expenditure to the end of 2005-2006
	Non-Plan	State Plan	Central Plan	Centrally Sponsored Plan	Total	
1	2	3	4	5	6	7
EXPENDITURE HEADS						
(Capital Account) - Contd.						
B-CAPITAL ACCOUNT OF SOCIAL SERVICES.						
(a) Education, Sports, Art and Culture.						
4202- Capital Outlay on Education						
Sports, Art and Culture.						
01- General Education						
201- Elementary Education	1,08,55,01
202- Secondary Education	28,89,95
203- University and Higher Education.	30,24,29
796- Tribal Area Sub-plan	44,24,07
800- Other Expenditure	3,40,80
<i>Total - 01</i>	2,15,34,12
02- Technical Education						
103- Technical Schools	2,08,84
104- Polytechnics	3,21,90
105- Engineering/Technical Colleges and Institutes.	5,58,85
796- Tribal Area Sub-plan	2,00,48
<i>Total - 02</i>	12,90,07
03- Sports and Youth Services- Sports Stadia.						
101- Youth Hostels	9,27
102- Sports Stadia	..	2,00,16	2,00,16	3,70,44
800- Other Expenditure	4,31,06
<i>Total - 03</i>	..	2,00,16	2,00,16	8,10,77
04- Art and Culture						
101- Fine Arts Education	1,90,10
104- Archives	40,59
105- Public Libraries	2,10
106- Museums	5,99

STATEMENT No. 13 - Contd.

Nature of Expenditure	Expenditure during 2005-2006					Expenditure to the end of 2005-2006
	Non-Plan	State Plan	Central Plan	Centrally Sponsored Plan	Total	
1	2	3	4	5	6	7
EXPENDITURE HEADS						
(In thousand of rupees)						
(Capital Account) - Contd.						
B-CAPITAL ACCOUNT OF SOCIAL SERVICES - Contd.						
(a) Education, Sports, Art and Culture - Concl'd.						
4202- Capital Outlay on Education						
Sports, Art and Culture - Concl'd.						
04- Art and Culture - Concl'd.						
796- Tribal Area Sub-plan	10,00
800- Other Expenditure	..	27,98	27,98	1,42,08
<i>Total - 04</i>	..	27,98	27,98	3,90,86
<i>Total - 4202</i>	..	2,28,14	2,28,14	2,40,25,82
Total - (a) Education, Sports, Art and Culture.	..	2,28,14	2,28,14	2,40,25,82
(b) Health and Family Welfare						
4210- Capital Outlay on Medical and Public Health.						
01- Urban Health Services						
110- Hospitals and Dispensaries	..	4,95,21	3,05	..	4,98,26	53,80,57
200- Other Health Schemes	3,01
796- Tribal Area Sub-plan	..	2,32,85	2,32,85	25,27,47
800- Other Expenditure	..	50,00	50,00	4,87,99
<i>Total - 01</i>	..	7,78,06	3,05	..	7,81,11	83,99,03
(A)						
02- Rural Health Services						
101- Health Sub-Centres	37,43,56
102- Subsidiary Health Centres	7,17,26
103- Primary Health Centres	..	91,56	91,56	31,75,66
104- Community Health Centres	5,80,67
110- Hospitals and Dispensaries	..	2,85,32	2,85,32	43,32,95
796- Tribal Area Sub-plan	..	2,84,97	2,84,97	30,84,13
800- Other Expenditure	97,41
<i>Total - 02</i>	..	6,61,85	6,61,85	1,57,31,65
(A)						

(A) Difference of Rs.1 thousand is due to rounding.

STATEMENT No. 13 - Contd.

Nature of Expenditure	Expenditure during 2005-2006					Expenditure to the end of 2005-2006
	Non-Plan	State Plan	Central Plan	Centrally Sponsored Plan	Total	
1	2	3	4	5	6	7
EXPENDITURE HEADS						
(In thousand of rupees)						
(Capital Account) - Contd.						
B-CAPITAL ACCOUNT OF SOCIAL SERVICES - Contd.						
(b) Health and Family Welfare - Concl'd.						
4210- Capital Outlay on Medical and Public Health - Concl'd.						
<i>03- Medical Education, Training and Research.</i>						
101- Ayurveda	..	40,07	44,30	..	84,37	2,94,85
102- Homoeopathy	..	23,58	87,06	..	1,10,64	1,75,53
105- Allopathy	19,52,34
200- Other Systems	3,71
796- Tribal Area Sub-plan	1,85,57
800- Other Expenditure	4,06,00
<i>Total - 03</i>	..	63,65	1,31,36	..	1,95,01	30,18,01
						(A)
Total - 4210	..	15,03,56	1,34,41	..	16,37,97	2,71,48,69
4211- Capital Outlay on Family Welfare						
101- Rural Family Welfare Services	7,91
102- Urban Family Welfare Services	4
103- Maternity and Child Health	17,99
796- Tribal Area Sub-plan	59
800- Other Expenditure	2,27,19
<i>Deduct-</i> Receipts and Recoveries on Capital Account.	-20,70
Total - 4211	2,33,02
Total - (b) Health and Family Welfare.	..	15,03,56	1,34,41	..	16,37,97	2,73,81,71
(c) Water Supply, Sanitation, Housing and Urban Development.						
4215- Capital Outlay on Water Supply and Sanitation.						
<i>01- Water Supply</i>						
101- Urban Water Supply	..	24,11,96	..	3,72,36	27,84,32	1,91,72,26

(A) Difference of Rs.1 thousand is due to rounding.

STATEMENT No. 13 - Contd.

Nature of Expenditure	Expenditure during 2005-2006					Expenditure to the end of 2005-2006
	Non-Plan	State Plan	Central Plan	Centrally Sponsored Plan	Total	
1	2	3	4	5	6	7
EXPENDITURE HEADS						
(Capital Account) - Contd.						
B-CAPITAL ACCOUNT OF SOCIAL SERVICES - Contd.						
(c) Water Supply, Sanitation, Housing and Urban Development - Contd.						
4215- Capital Outlay on Water Supply and Sanitation - Concl'd.						
<i>01- Water Supply - Concl'd.</i>						
102- Rural Water Supply	..	3,67,29	..	13,09,70	16,76,99	2,82,75,01
796- Tribal Area Sub-plan	..	17,67,60	..	5,45,88	23,13,48	1,34,50,58
800- Other Expenditure	2,98,02
<i>Total - 01</i>	..	45,46,85	..	22,27,94	67,74,79	6,11,95,87
<i>02- Sewerage and Sanitation</i>						
106- Sewerage Services	..	2,42,18	2,42,18	28,55,41
796- Tribal Area Sub-plan	2,44
800- Other Expenditure	74,89
<i>Total - 02</i>	..	2,42,18	2,42,18	29,32,74
Total - 4215	..	47,89,03	..	22,27,94	70,16,97	6,41,28,61
4216- Capital Outlay on Housing						
<i>01- Government Residential Buildings</i>						
106- General Pool Accommodation.	3,96,56	5,30,51	9,27,07	1,46,14,98
107- Police Housing	23,83,81
700- Other Housing -	..	4,51	4,51	69,93,63
796- Tribal Area Sub-plan	..	1,84,88	1,84,88	32,27,61
800- Other Expenditure	..	18,42	18,42	17,85,20
<i>Deduct- Receipts and Recoveries on Capital Account.</i>	-1,95,62
<i>Total - 01</i>	3,96,56	7,38,32	11,34,88	2,88,09,62

(A)

(A) Difference of Rs.1 thousand is due to rounding.

STATEMENT No. 13 - Contd.

Nature of Expenditure	Expenditure during 2005-2006					Expenditure to the end of 2005-2006
	Non-Plan	State Plan	Central Plan	Centrally Sponsored Plan	Total	
1	2	3	4	5	6	7
EXPENDITURE HEADS						
(In thousand of rupees)						
(Capital Account) - Contd.						
B-CAPITAL ACCOUNT OF SOCIAL SERVICES - Contd.						
(c) Water Supply, Sanitation, Housing and Urban Development - Contd.						
4216- Capital Outlay on Housing - Concltd.						
<i>02- Urban Housing</i>						
190- Investments in Public Sector and Other Undertakings.	6,93,10
800- Other Expenditure	9,73,95
<i>Total - 02</i>	16,67,05
<i>03- Rural Housing</i>						
190- Investments in Public Sector and Other Undertakings.	..	6,00,00	6,00,00	48,16,00
800- Other Expenditure	22,40
<i>Total - 03</i>	..	6,00,00	6,00,00	48,38,40
<i>80- General</i>						
190- Investments in Public Sector and Other Undertakings.	88,26
796- Tribal Area Sub-plan	12,51
800- Other Expenditure	2,25,57
<i>Deduct-</i>						
Receipts and recoveries on Capital Account.	-69,97
<i>Total - 80</i>	2,56,37
Total - 4216	3,96,56	13,38,32	17,34,88	3,55,71,44
4217- Capital Outlay on Urban Development.						
<i>01- State Capital Development</i>						
050- Land	..	50,00	50,00	9,14,74
051- Construction	22,63,43
796- Tribal Area Sub-plan	30,50
800- Other Expenditure	2,07,41
<i>Total - 01</i>	..	50,00	50,00	34,16,07

(A)

(A) Difference of Rs.1 thousand is due to rounding.

STATEMENT No. 13 - Contd.

Nature of Expenditure	Expenditure during 2005-2006					Expenditure to the end of 2005-2006
	Non-Plan	State Plan	Central Plan	Centrally Sponsored Plan	Total	
1	2	3	4	5	6	7
EXPENDITURE HEADS						
(Capital Account) - Contd.						
B-CAPITAL ACCOUNT OF SOCIAL SERVICES - Contd.						
(c) Water Supply, Sanitation, Housing and Urban Development - Concl'd.						
4217- Capital Outlay on Urban Development - concl'd.						
<i>60- Other Urban Development Schemes.</i>						
051- Construction	45,70
191- Assistance to Local Bodies, Corporations, etc.	84,00
796- Tribal Area Sub-plan	22,00
800- Other Expenditure	..	1,05,00	1,05,00	1,82,70
<i>Total - 60</i>	..	1,05,00	1,05,00	3,34,40
<i>Total - 4217</i>	..	1,55,00	1,55,00	37,50,48
(A)						
Total - (c) Water Supply, Sanitation, Housing and Urban Development.	3,96,56	62,82,35	..	22,27,94	89,06,85	10,34,50,53
(d) Information and Broadcasting						
4220- Capital Outlay on Information and Publicity.						
<i>60- Others</i>						
101- Other Buildings	5,00
800- Other Expenditure	24,34
<i>Total - 60</i>	29,34
<i>Total - 4220</i>	29,34
4221- Capital Outlay on Broadcasting						
<i>01- Sound Broadcasting</i>						
052- Machinery and Equipment	4
<i>Total - 01</i>	4
<i>Total - 4221</i>	4
Total - (d) Information and Broadcasting.	29,38

(A) Difference of Rs.1 thousand is due to rounding.

STATEMENT No. 13 - Contd.

Nature of Expenditure	Expenditure during 2005-2006					Expenditure to the end of 2005-2006
	Non-Plan	State Plan	Central Plan	Centrally Sponsored Plan	Total	
1	2	3	4	5	6	7
EXPENDITURE HEADS						
(In thousand of rupees)						
(Capital Account) - Contd.						
B-CAPITAL ACCOUNT OF SOCIAL SERVICES - Contd.						
(e) Welfare of Scheduled Castes, Scheduled Tribes and Other Backward Classes.						
4225- Capital Outlay on Welfare of Scheduled Castes, Scheduled Tribes and Other Backward Classes.						
<i>01- Welfare of Scheduled Castes</i>						
190- Investments in Public Sector and Other Undertakings.	2,32,72
277- Education	..	1,25,00	1,25,00	12,69,90
796- Tribal Area Sub-plan	6,57,82
800- Other Expenditure	4,06,65
<i>Total - 01</i>	..	1,25,00	1,25,00	25,67,09
<i>02- Welfare of Scheduled Tribes</i>						
190- Investment in Public Sector and Other Undertakings.	1,10
277- Education	..	1,19,60	1,19,60	21,39,65
796- Tribal Area Sub-plan	50,00	..	50,00	27,59,24
<i>Total - 02</i>	..	1,19,60	50,00	..	1,69,60	48,99,99
<i>03- Welfare of Other Backward Classes.</i>						
190- Investment in Public Sector and Other Undertakings.	38,23
277- Education	47,03	47,03	47,03
800- Other Expenditure	15,00
<i>Total - 03</i>	47,03	47,03	1,00,26
<i>80- General</i>						
800- Other Expenditure	..	7,95,50	7,95,50	12,84,11
<i>Total - 80</i>	..	7,95,50	7,95,50	12,84,11
Total - 4225	..	10,40,10	50,00	47,03	11,37,13	88,51,46
(A)						
Total - (e) Welfare of Scheduled Castes, Scheduled Tribes and Other Backward Classes.	..	10,40,10	50,00	47,03	11,37,13	88,51,46
(A)						

(A) Difference of Rs.1 thousand is due to rounding.

STATEMENT No. 13 - Contd.

Nature of Expenditure	Expenditure during 2005-2006					Expenditure to the end of 2005-2006
	Non-Plan	State Plan	Central Plan	Centrally Sponsored Plan	Total	
1	2	3	4	5	6	7
EXPENDITURE HEADS						
(Capital Account) - Contd.						
B-CAPITAL ACCOUNT OF SOCIAL SERVICES - Contd.						
(g) Social Welfare and Nutrition						
4235- Capital Outlay on Social Security and Welfare.						
<i>01- Rehabilitation</i>						
800- Other Expenditure	-1,85
						(A)
<i>Total - 01</i>	-1,85
<i>02- Social Welfare</i>						
190- Investments in Public Sector and Other Undertakings.	19,85
195- Investments in Co-operatives	1,52,76
796- Tribal Area Sub-plan	84
800- Other Expenditure	1,64
<i>Total - 02</i>	1,75,09
<i>60- Other Social Security and Welfare Programmes.</i>						
800- Other Expenditure	9,51,71
<i>Deduct- Receipts and Recoveries on Capital Account.</i>	-2,41,06
<i>Total - 60</i>	7,10,65
Total - 4235	8,83,89
Total - (g) Social Welfare and Nutrition.	8,83,89

(A) Minus expenditure is under investigation.

STATEMENT No. 13 - Contd.

Nature of Expenditure	Expenditure during 2005-2006					Expenditure to the end of 2005-2006
	Non-Plan	State Plan	Central Plan	Centrally Sponsored Plan	Total	
1	2	3	4	5	6	7
EXPENDITURE HEADS	(In thousand of rupees)					
(Capital Account) - Contd.						
B-CAPITAL ACCOUNT OF SOCIAL SERVICES - Concl'd.						
(h) Others						
4250- Capital Outlay on Other Social Services.						
201- Labour						
Labour Co-operatives	5,40
Total - 4250	5,40
Total - (h) Others	-----	-----	-----	-----	-----	5,40
Total - B-CAPITAL ACCOUNT OF SOCIAL SERVICES.	3,96,56	90,54,15	1,84,41	22,74,97	1,19,10,09	16,46,28,18
						(A)

C - CAPITAL ACCOUNT OF ECONOMIC SERVICES.

(a) Capital Account of Agriculture and Allied Activities.

4401- Capital Outlay on Crop Husbandry						
101- Farming Cooperatives	2,20
103- Seeds	1,41,72
105- Manures and Fertilisers	38,83
113- Agricultural Engineering	26
190- Investments in Public Sector and Other Undertakings.	..	-73	-73	4,18,41
195- Investments in Co-operatives-	12,30
800- Other Expenditure	20,28
Total - 4401	6,34,00

(A) Difference of Rs 1 thousand is due to rounding.

STATEMENT No. 13 - Contd.

Nature of Expenditure	Expenditure during 2005-2006					Expenditure to the end of 2005-2006
	Non-Plan	State Plan	Central Plan	Centrally Sponsored Plan	Total	
1	2	3	4	5	6	7
EXPENDITURE HEADS						
(Capital Account) - Contd.						
C - CAPITAL ACCOUNT OF						
ECONOMIC SERVICES - Contd.						
(a) Capital Account of Agriculture and Allied Activities - Contd.						
4402- Capital Outlay on Soil and Water Conservation.						
190- Investments in Public Sector and Other Undertakings -	3,62,68
796- Tribal Area Sub-plan	42,41
800- Other Expenditure	-40
						(A)
Total - 4402	4,04,69
4403- Capital Outlay on Animal Husbandry.						
101- Veterinary Services and Animal Health.	1,14,27
102- Cattle and Buffalo Development.	29,15
103- Poultry Development	7,08
104- Sheep and Wool Development	86
109- Extension and Training	8,80
796- Tribal Area Sub-plan	41,30
800- Other Expenditure	70,53
Total - 4403	2,71,99
4404- Capital Outlay on Dairy Development.						
109- Extension and Training	65
191- Assistance to Cooperatives and Other Bodies.	80,00
796- Tribal Area Sub-plan	12,59
800- Other Expenditure	13,32
Total - 4404	1,06,56

(A) Minus expenditure is under investigation.

STATEMENT No. 13 - Contd.

Nature of Expenditure	Expenditure during 2005-2006					Expenditure to the end of 2005-2006
	Non-Plan	State Plan	Central Plan	Centrally Sponsored Plan	Total	
1	2	3	4	5	6	7
EXPENDITURE HEADS						
(In thousand of rupees)						
(Capital Account) - Contd.						
C - CAPITAL ACCOUNT OF						
ECONOMIC SERVICES - Contd.						
(a) Capital Account of Agriculture and Allied Activities - Contd.						
4405- Capital Outlay on Fisheries						
101- Inland Fisheries	..	14,24	14,24	11,65,52
102- Esturine / Brakish Water Fisheries.	30,78,58
103- Marine Fisheries	..	3,50	..	3,50	7,00	34,72,10
104- Fishing Harbour and Landing Facilities.	3,61,11
105- Processing, Preservation and Marketing.	26,16
109- Extension and Training	2,20
190- Investments in Public Sector and Other Undertakings.	3,66,52
191- Fishermen's Co-operatives	40,63
195- Investments in Co-operatives	25,91
796- Tribal Area Sub-plan	48,10
800- Other Expenditure	1,37,06
Total - 4405	..	17,74	..	3,50	21,24	87,23,89
4406- Capital Outlay on Forestry and Wild Life.						
01- Forestry						
070- Communication and Buildings	57,06,23
102- Social and Farm Forestry	..	10,45,53	10,45,53	87,12,66
190- Investments in Public Sector and Other Undertakings -	4,85,50
201- Government Trading in Kendu Leaves.	19,35,86	19,35,86	3,61,39,02
796- Tribal Area Sub-plan	..	5,67,46	5,67,46	32,87,62
800- Other Expenditure	5,01,11	5,01,11	12,73,67
901- <i>Deduct-</i> Receipts and Recoveries on Capital Account.	-1,43,42,52
Total - 01	24,36,97	16,12,99	40,49,96	4,12,62,18

STATEMENT No. 13 - Contd.

Nature of Expenditure	Expenditure during 2005-2006					Expenditure to the end of 2005-2006
	Non-Plan	State Plan	Central Plan	Centrally Sponsored Plan	Total	
1	2	3	4	5	6	7
EXPENDITURE HEADS						
(Capital Account) - Contd.						
C - CAPITAL ACCOUNT OF						
ECONOMIC SERVICES - Contd.						
(a) Capital Account of Agriculture and Allied Activities - Contd.						
4406- Capital Outlay on Forestry and Wild Life - Concl'd.						
<i>02- Environmental Forestry and Wild Life.</i>						
112- Public Gardens	14,26
800- Other Expenditure	11,96
<i>Total - 02</i>	26,22
Total - 4406	24,36,97	16,12,99	40,49,96	4,12,88,40
4408- Capital Outlay on Food, Storage and Warehousing.						
<i>01- Food</i>						
101- Procurement and Supply	-6	-6	1,84,65,08
190- Investments in Public Sector and Other Undertakings -	9,54,32
800- Other Expenditure	4,27
901- <i>Deduct-</i>						
Receipts and Recoveries on Capital Account.	-1,95,11,59
<i>Total - 01</i>	-6	-6	-87,92
<i>02- Storage and Warehousing</i>						
101- Rural Godown Programmes	7,05,39
190- Investment in Public Sector and Other Undertakings.	17,36,99

STATEMENT No. 13 - Contd.

Nature of Expenditure	Expenditure during 2005-2006					Expenditure to the end of 2005-2006
	Non-Plan	State Plan	Central Plan	Centrally Sponsored Plan	Total	
1	2	3	4	5	6	7
EXPENDITURE HEADS						
(Capital Account) - Contd.						
C - CAPITAL ACCOUNT OF						
ECONOMIC SERVICES - Contd.						
(a) Capital Account of Agriculture and Allied Activities - Contd.						
4408- Capital Outlay on Food, Storage and Warehousing - Concl'd.						
02- Storage and Warehousing - Concl'd.						
195- Investments in Co-operatives	36,37
796- Tribal Area Sub-plan	6,18,07
800- Other Expenditure	69,98
901- <i>Deduct-</i>						
Receipts and Recoveries on Capital Account.	-1,10,62
<i>Total - 02</i>	30,56,18
Total - 4408	-6	-6	29,68,26
4415- Capital Outlay on Agricultural Research and Education.						
01- Crop Husbandry						
004- Research	1,96,52
277- Education	5,17,21
796- Tribal Area Sub-plan	2,31,50
800- Other Expenditure	14,49
<i>Total - 01</i>	9,59,72
Total - 4415	9,59,72

STATEMENT No. 13 - Contd.

Nature of Expenditure	Expenditure during 2005-2006					Expenditure to the end of 2005-2006
	Non-Plan	State Plan	Central Plan	Centrally Sponsored Plan	Total	
1	2	3	4	5	6	7
EXPENDITURE HEADS						
(In thousand of rupees)						
(Capital Account) - Contd.						
C - CAPITAL ACCOUNT OF						
ECONOMIC SERVICES - Contd.						
(a) Capital Account of Agriculture and Allied Activities - Concl.						
4416- Investments in Agricultural Financial Institutions.						
190- Investments in Public Sector and Other Undertakings -	5,54,13
Total - 4416	5,54,13
4425- Capital Outlay on Cooperation						
107- Investments in Credit Co-operatives -	..	9,92,86	9,92,86	1,22,07,28
108- Investments in Other Co-operatives.	..	-30	-30	38,71,49
195- Investments in Co-operatives-	..	36,00	36,00	2,32,00
796- Tribal Area Sub-plan	..	3,90,88	3,90,88	44,43,18
800- Other Expenditure	-12
Total - 4425	..	14,19,44	14,19,44	2,07,53,83
4435- Capital Outlay on Other Agricultural Programmes.						
800- Other Expenditure	2
Total - 4435	2
Total - (a) Capital Account of Agriculture and Allied Activities	24,36,91	30,49,44	..	3,50	54,89,85	7,66,65,49
						(A)

(A) Difference of Rs.1 thousand as compared to previous years balances is due to rounding.

STATEMENT No. 13 - Contd.

Nature of Expenditure	Expenditure during 2005-2006					Expenditure to the end of 2005-2006
	Non-Plan	State Plan	Central Plan	Centrally Sponsored Plan	Total	
1	2	3	4	5	6	7
EXPENDITURE HEADS						
(In thousand of rupees)						
(Capital Account) - Contd.						
C - CAPITAL ACCOUNT OF						
ECONOMIC SERVICES - Contd.						
(b) Capital Account of Rural Development.						
4515- Capital Outlay on Other Rural Development Programmes.						
102- Community Development	14,13
103- Rural Development	50,46
800- Other Expenditure	1,32,55
Total - 4515	1,97,14
Total - (b) Capital Account of Rural Development.	1,97,14
(d) Capital Account of Irrigation and Flood Control						
4700- Capital Outlay on Major Irrigation						
Anandpur Barrage - Commercial						
800- Other Expenditure	..	6,00,43	6,00,43	56,56,01
Potteru Irrigation Project - Commercial						
796- Tribal Area Sub-Plan	..	5,04,77	5,04,77	1,99,0654
Upper Indravati Irrigation Project - Commercial						
796- Tribal Area Sub-Plan	..	37,21,95	37,21,95	8,71,46,58
Upper Kolab Irrigation Project - Commercial						
796- Tribal Area Sub-Plan	..	6,61,41	6,61,41	5,44,06,50

STATEMENT No. 13 - Contd.

Nature of Expenditure	Expenditure during 2005-2006					Expenditure to the end of 2005-2006
	Non-Plan	State Plan	Central Plan	Centrally Sponsored Plan	Total	
1	2	3	4	5	6	7
EXPENDITURE HEADS						
(In thousand of rupees)						
(Capital Account) - Contd.						
C - CAPITAL ACCOUNT OF						
ECONOMIC SERVICES - Contd.						
(d) Capital Account of Irrigation and Flood Control - Contd.						
4700- Capital Outlay on Major Irrigation - Contd.						
Upper Kolab Dam Project - Commercial						
796- Tribal Area Sub-Plan	9,40,70
Upper Indravati Dam Project - Commercial						
796- Tribal Area Sub-Plan	5,76
Kanpur Irrigation Project - Commercial						
001- Direction and Administration	..	1,43,69	1,43,69	1,43,69
800- Other Expenditure	..	7,46,62	7,46,62	37,04,43
Total	..	8,90,31	8,90,31	38,48,11
Lower Indra Irrigation Project - Commercial						
001- Direction and Administration	..	5,94,12	5,94,12	5,94,12
800- Other Expenditure	..	64,88,83	64,88,83	2,46,44,16
Total	..	70,82,95	70,82,95	2,52,38,28
Lower Suktel Irrigation Project - Commercial						
001- Direction and Administration	..	2,15,07	2,15,07	2,15,07
800- Other Expenditure	..	14,63,42	14,63,42	67,41,58
Total	..	16,78,49	16,78,49	69,56,65
Mahanadi Chitrotpala Island Irrigation Project - Commercial						
001- Direction and Administration	..	35,13	35,13	1,97,45,63

STATEMENT No. 13 - Contd.

Nature of Expenditure	Expenditure during 2005-2006					Expenditure to the end of 2005-2006
	Non-Plan	State Plan	Central Plan	Centrally Sponsored Plan	Total	
1	2	3	4	5	6	7
EXPENDITURE HEADS						
(In thousand of rupees)						
(Capital Account) - Contd.						
C - CAPITAL ACCOUNT OF						
ECONOMIC SERVICES - Contd.						
(d) Capital Account of Irrigation and Flood Control - Contd.						
4700- Capital Outlay on Major Irrigation - Contd.						
Naraj Barrage - Commercial						
800- Other Expenditure	..	3,63,71	3,63,71	2,16,63,71
Rengali Irrigation Project - Commercial						
001- Direction and Administration	..	13,64,42	13,64,42	13,64,42
800- Other Expenditure	..	77,63,88	77,63,88	12,89,50,67
Total	..	91,28,30	91,28,30	13,03,15,09
Ib Irrigation Project - Commercial						
796- Tribal Area Sub-Plan	38,86
Balimela Dam Project - Commercial						
796- Tribal Area Sub-Plan	38,27,12
Subarnarekha Irrigation Project - Commercial						
001- Direction and Administration	..	6,85,59	6,85,59	6,85,59
800- Other Expenditure	..	53,66,29	53,66,29	6,05,00,58
Total	..	60,51,88	60,51,88	6,11,86,17
Rengali Dam Project - Commercial						
800- Other Expenditure	12,56,24
Bagh Integrated Project (Stage -1) Commercial						
800- Other Expenditure	81,14

STATEMENT No. 13 - Contd.

Nature of Expenditure	Expenditure during 2005-2006					Expenditure to the end of 2005-2006
	Non-Plan	State Plan	Central Plan	Centrally Sponsored Plan	Total	
1	2	3	4	5	6	7
EXPENDITURE HEADS						
(Capital Account) - Contd.						
C - CAPITAL ACCOUNT OF						
ECONOMIC SERVICES - Contd.						
(d) Capital Account of Irrigation and Flood Control - Contd.						
4700- Capital Outlay on Major Irrigation - Contd.						
Ong Dam Project - Commercial						
800- Other Expenditure	28,52
Hirakud Dam Project - Commercial						
800- Other Expenditure	74,69,61
Delta Irrigation Project - Commercial						
800- Other Expenditure	93,64,09
Modernisation of Rushikulya System Commercial						
800- Other Expenditure	2,81,38
Bagh Irrigation Project - Commercial						
800- Other Expenditure	59,41
Indra Dam Project - Commercial						
800- Other Expenditure	1,08,80
Chiroli irrigation Project - Commercial						
800- Other Expenditure	2,13,84
Salandi Irrigation Project - Commercial						
800- Other Expenditure	16,61,66

(In thousand of rupees)

STATEMENT No. 13 - Contd.

Nature of Expenditure	Expenditure during 2005-2006					Expenditure to the end of 2005-2006
	Non-Plan	State Plan	Central Plan	Centrally Sponsored Plan	Total	
1	2	3	4	5	6	7
EXPENDITURE HEADS						
(Capital Account) - Contd.						
C - CAPITAL ACCOUNT OF						
ECONOMIC SERVICES - Contd.						
(d) Capital Account of Irrigation and Flood Control - Contd.						
4700- Capital Outlay on Major Irrigation - Contd.						
Orissa Canals Project - Commercial						
800- Other Expenditure	2,76,18
Modernisation of Delta Development Plan - Commercial						
800- Other Expenditure	1,49,12
Mahanadi-Birupa Barrage Project - Commercial						
800- Other Expenditure	1,28,08,63
Bhimkund Irrigation Project - Commercial						
800- Other Expenditure	20,86
Modernisation of Baitarani System - Commercial						
800- Other Expenditure	5,00
Haladia Irrigation Project - Commercial						
800- Other Expenditure	-39
Delta Irrigation Project - Non-commercial						
800- Other Expenditure	72,39
Rushikulya System - Non-commercial						
800- Other Expenditure	6,66

(In thousand of rupees)

STATEMENT No. 13 - Contd.

Nature of Expenditure	Expenditure during 2005-2006					Expenditure to the end of 2005-2006
	Non-Plan	State Plan	Central Plan	Centrally Sponsored Plan	Total	
1	2	3	4	5	6	7
EXPENDITURE HEADS						
(Capital Account) - Contd.						
C - CAPITAL ACCOUNT OF						
ECONOMIC SERVICES - Contd.						
(d) Capital Account of Irrigation and Flood Control - Contd.						
4700- Capital Outlay on Major Irrigation - Concltd.						
Salandi Irrigation Project - Non-commercial						
800- Other Expenditure	1,05
Orissa Canals Non-commercial						
800- Other Expenditure	30,40
80- General						
004- Research	..	37,18	37,18	37,18
Total - 4700	..	3,07,56,51	3,07,56,51	47,48,13,48
4701- Capital Outlay on Medium Irrigation						
Darajang Irrigation Project - Commercial						
800- Other Expenditure	11,62,49
Rengali Dam Project - Commercial						
800- Other Expenditure	10,16,01
Mahanadi-Birupa Barrage Project - Commercial						
800- Other Expenditure	2,17,42
Saipal Irrigation Project - Commercial						
800- Other Expenditure	2,93,46

STATEMENT No. 13 - Contd.

Nature of Expenditure	Expenditure during 2005-2006					Expenditure to the end of 2005-2006
	Non-Plan	State Plan	Central Plan	Centrally Sponsored Plan	Total	
1	2	3	4	5	6	7
EXPENDITURE HEADS						
(Capital Account) - Contd.						
C - CAPITAL ACCOUNT OF						
ECONOMIC SERVICES - Contd.						
(d) Capital Account of Irrigation and Flood Control - Contd.						
4701- Capital Outlay on Medium Irrigation - Contd.						
Dahuka Irrigation Project - Commercial						
800- Other Expenditure	1,52,98
Sunei Irrigation Project - Commercial						
800- Other Expenditure	35,88,98
Mahanadi Chitroptala Island Irrigation Project - Commercial						
800- Other Expenditure	22,15,80
Modernisation of Rushikulya System - Commercial						
800- Other Expenditure	60,66
Modernisation of Delta Dev. Plan - Commercial						
800- Other Expenditure	22,27,99
Baitarani System - Commercial						
800- Other Expenditure	35,33
Budhabudhian Irrigation Project - Commercial						
800- Other Expenditure	2,27,83
Bondapipili Irrigation Project - Commercial						
800- Other Expenditure	11,00

(In thousand of rupees)

STATEMENT No. 13 - Contd.

Nature of Expenditure	Expenditure during 2005-2006					Expenditure to the end of 2005-2006
	Non-Plan	State Plan	Central Plan	Centrally Sponsored Plan	Total	
1	2	3	4	5	6	7
EXPENDITURE HEADS						
(Capital Account) - Contd.						
C - CAPITAL ACCOUNT OF						
ECONOMIC SERVICES - Contd.						
(d) Capital Account of Irrigation and Flood Control - Contd.						
4701- Capital Outlay on Medium Irrigation - Contd.						
Basket Irrigation Project - Commercial						
800- Other Expenditure	1,35,10
Samakoi Irrigation Project - Commercial						
800- Other Expenditure	1,47,46
Baladia Irrigation Project - Commercial						
800- Other Expenditure	8,36
Hiradharbati Irrigation Project - Commercial						
800- Other Expenditure	45,70
Sunder Irrigation Project - Commercial						
800- Other Expenditure	8,00,74
Daha Irrigation Project - Commercial						
800- Other Expenditure	15,43,10
Dadarghati Irrigation Project - Commercial						
800- Other Expenditure	9,72,55
Pitamahal Irrigation Project - Commercial						
800- Other Expenditure	2,67,36

(In thousand of rupees)

STATEMENT No. 13 - Contd.

Nature of Expenditure	Expenditure during 2005-2006					Expenditure to the end of 2005-2006
	Non-Plan	State Plan	Central Plan	Centrally Sponsored Plan	Total	
1	2	3	4	5	6	7
EXPENDITURE HEADS						
(Capital Account) - Contd.						
C - CAPITAL ACCOUNT OF						
ECONOMIC SERVICES - Contd.						
(d) Capital Account of Irrigation and Flood Control - Contd.						
4701- Capital Outlay on Medium Irrigation - Contd.						
Lower Suktel Irrigation Project - Commercial						
800- Other Expenditure	47,70
Aunli Irrigation Project - Commercial						
800- Other Expenditure	3,04,19
Gohira Irrigation Project - Commercial						
800- Other Expenditure	20,11,40
Godahada Irrigation Project - Commercial						
800- Other Expenditure	5,52,90
Uttei Irrigation Project - Commercial						
800- Other Expenditure	2,50,72
Hirakud Distribution System - Commercial						
800- Other Expenditure	5,31,75
Choukinala Irrigation Project - Commercial						
800- Other Expenditure	15,23
Okala Irrigation Project - Commercial						
800- Other Expenditure	16,62

(In thousand of rupees)

STATEMENT No. 13 - Contd.

Nature of Expenditure	Expenditure during 2005-2006					Expenditure to the end of 2005-2006
	Non-Plan	State Plan	Central Plan	Centrally Sponsored Plan	Total	
1	2	3	4	5	6	7
EXPENDITURE HEADS						
(In thousand of rupees)						
(Capital Account) - Contd.						
C - CAPITAL ACCOUNT OF						
ECONOMIC SERVICES - Contd.						
(d) Capital Account of Irrigation and Flood Control - Contd.						
4701- Capital Outlay on Medium Irrigation - Contd.						
Nessa Irrigation Project - Commercial						
800- Other Expenditure	1,33,60
Hirakud Canal System - Commercial						
800- Other Expenditure	1,21,37
Jayamangal Irrigation Project - Commercial						
800- Other Expenditure	14,34
Delta Irrigation Stage -1 Commercial						
800- Other Expenditure	6,44
Ramanadi Irrigation Project - Commercial						
800- Other Expenditure	79,25
Pilasalki Irrigation Project - Commercial						
800- Other Expenditure	9,27,90
Talia Minor - Commercial						
800- Other Expenditure	18,98
Naraj Barrage - Commercial						
800- Other Expenditure	14,74

STATEMENT No. 13 - Contd.

Nature of Expenditure	Expenditure during 2005-2006					Expenditure to the end of 2005-2006
	Non-Plan	State Plan	Central Plan	Centrally Sponsored Plan	Total	
1	2	3	4	5	6	7
EXPENDITURE HEADS						
(In thousand of rupees)						
(Capital Account) - Contd.						
C - CAPITAL ACCOUNT OF						
ECONOMIC SERVICES - Contd.						
(d) Capital Account of Irrigation and Flood Control - Contd.						
4701- Capital Outlay on Medium Irrigation - Contd.						
Strengthening of Hirakud Dam against crack - Commercial						
800- Other Expenditure	3,39
Creek Irrigation Project - Commercial						
800- Other Expenditure	5,27
Hadagada Irrigation Project - Commercial						
800- Other Expenditure	2,01
Salandi Dasa Mouza - Commercial						
800- Other Expenditure	49,98
Talasari Irrigation Project - Commercial						
800- Other Expenditure	5,00
Harbhanga Irrigation Project - Commercial						
800- Other Expenditure	1,42,02,16
Bhaghua Irrigation Project (Stage-II) - Commercial						
800- Other Expenditure	81,94,20
Hariharjore Irrigation Project - Commercial						
800- Other Expenditure	93,94,90

STATEMENT No. 13 - Contd.

Nature of Expenditure	Expenditure during 2005-2006					Expenditure to the end of 2005-2006
	Non-Plan	State Plan	Central Plan	Centrally Sponsored Plan	Total	
1	2	3	4	5	6	7
EXPENDITURE HEADS						
(In thousand of rupees)						
(Capital Account) - Contd.						
C - CAPITAL ACCOUNT OF						
ECONOMIC SERVICES - Contd.						
(d) Capital Account of Irrigation and Flood Control - Contd.						
4701- Capital Outlay on Medium Irrigation - Contd.						
Upper Jonk Irrigation Project - Commercial						
800- Other Expenditure	1,22,13,43
Birupa-Genguti Island Irrigation Project - Commercial						
800- Other Expenditure	14,00,54
Water Resources Consolidation Project (EAP) - Commercial						
800- Other Expenditure	4,26,16,52
National Water Management Project - Commercial						
800- Other Expenditure	56,15,80
Lump Provision for Post Evaluation Study of Irrigation Project - Commercial						
800- Other Expenditure	2,55
Lump Provision for Modernisation of Irrigation Project - Commercial						
800- Other Expenditure	2,37,52
Rukura Nalla Irrigation Project - Commercial						
800- Other Expenditure	8,41,76

STATEMENT No. 13 - Contd.

Nature of Expenditure	Expenditure during 2005-2006					Expenditure to the end of 2005-2006
	Non-Plan	State Plan	Central Plan	Centrally Sponsored Plan	Total	
1	2	3	4	5	6	7
EXPENDITURE HEADS						
(In thousand of rupees)						
(Capital Account) - Contd.						
C - CAPITAL ACCOUNT OF						
ECONOMIC SERVICES - Contd.						
(d) Capital Account of Irrigation and Flood Control - Contd.						
4701- Capital Outlay on Medium Irrigation - Contd.						
Bagh Barrage Irrigation Project - Commercial						
800- Other Expenditure	..	4,21,06	4,21,06	50,55,86
Baghua Dhanei- Doab - Commercial						
800- Other Expenditure	..	1,85,19	1,85,19	1,85,19
Baghalati Irrigation Project - Commercial						
001- Direction and Administration	..	67,17	67,17	67,17
800- Other Expenditure	..	15,21,29	15,21,29	88,92,00
<i>Total</i>	..	15,88,46	15,88,46	89,59,17
Chheligada Irrigation Project - Commercial (AIBP)						
001- Direction and Administration	..	84,82	84,82	84,82
800- Other Expenditure	..	2,91,51	2,91,51	2,93,76
<i>Total</i>	..	3,76,33	3,76,33	3,78,58
Deo Irrigation Project - Commercial						
796- Tribal Area Sub-plan	..	4,63,01	4,63,01	50,00,83
Kharekhara Irrigation Project - Commercial						
800- Other Expenditure	..	5,86,51	5,86,51	5,86,51

STATEMENT No. 13 - Contd.

Nature of Expenditure	Expenditure during 2005-2006					Expenditure to the end of 2005-2006
	Non-Plan	State Plan	Central Plan	Centrally Sponsored Plan	Total	
1	2	3	4	5	6	7
EXPENDITURE HEADS						
(In thousand of rupees)						
(Capital Account) - Contd.						
C - CAPITAL ACCOUNT OF						
ECONOMIC SERVICES - Contd.						
(d) Capital Account of Irrigation and Flood Control - Contd.						
4701- Capital Outlay on Medium Irrigation - Contd.						
Manjore Irrigation Project- Commercial						
001- Direction and Administration	..	46,68	46,68	46,68
800- Other Expenditure	..	14,20,77	14,20,77	91,92,96
<i>Total</i>	..	14,67,45	14,67,45	92,39,64
Rajua Irrigation Project - Commercial (NABARD)						
800- Other Expenditure	..	1,00,06	1,00,06	1,00,06
Ret Irrigation Project - Commercial (AIBP)						
001- Direction and Administration	..	26,70	26,70	26,70
800- Other Expenditure	..	13,24,38	13,24,38	13,24,38
<i>Total</i>	..	13,51,08	13,51,08	13,51,08
Rukura Irrigation Project - Commercial						
001- Direction and Administration	..	37,72	37,72	37,72
800- Other Expenditure	..	3,64,98	3,64,98	3,79,09
<i>Total</i>	..	4,02,69	4,02,69	4,16,80
Salki Canal Project - Commercial (AIBP)						
800- Other Expenditure	..	1,29,65	1,29,65	1,29,65

STATEMENT No. 13 - Contd.

Nature of Expenditure	Expenditure during 2005-2006					Expenditure to the end of 2005-2006
	Non-Plan	State Plan	Central Plan	Centrally Sponsored Plan	Total	
1	2	3	4	5	6	7
EXPENDITURE HEADS						
(In thousand of rupees)						
(Capital Account) - Contd.						
C - CAPITAL ACCOUNT OF						
ECONOMIC SERVICES - Contd.						
(d) Capital Account of Irrigation and Flood Control - Contd.						
4701- Capital Outlay on Medium Irrigation - Contd.						
Telengiri Irrigation Project - Commercial						
001- Direction and Administration	..	1,25,15	1,25,15	1,25,15
800- Other Expenditure	..	2,94,61	2,94,61	30,63,66
<i>Total</i>	..	4,19,76	4,19,76	31,88,81
Titilagarh Irrigation Project - Commercial						
796- Tribal Area Sub-plan	..	3,18,66	3,18,66	42,28,55
Hydraulic Research(AIBP) - Commercial						
001- Direction and Administration	..	37,65	37,65	37,65
800- Other Expenditure	..	11,21	11,21	11,21
<i>Total</i>	..	48,86	48,86	48,86
Improvement of Sasan Canal (AIBP) - Commercial						
800- Other Expenditure	..	1,54,02	1,54,02	1,54,02
Hydrology Project (EAP) - Commercial						
001- Direction and Administration	..	83,10	83,10	83,10
800- Other Expenditure	..	73,84	73,84	20,15,04
<i>Total</i>	..	1,56,94	1,56,94	20,98,14

STATEMENT No. 13 - Contd.

Nature of Expenditure	Expenditure during 2005-2006					Expenditure to the end of 2005-2006
	Non-Plan	State Plan	Central Plan	Centrally Sponsored Plan	Total	
1	2	3	4	5	6	7
EXPENDITURE HEADS						
(Capital Account) - Contd.						
C - CAPITAL ACCOUNT OF						
ECONOMIC SERVICES - Contd.						
(d) Capital Account of Irrigation and Flood Control - Contd.						
4701- Capital Outlay on Medium Irrigation - Contd.						
Pipeline Projects under AIBP - Commercial						
800- Other Expenditure	..	3,48,15	3,48,15	83,65,55
Other Pipeline Project - Commercial						
800- Other Expenditure	..	11,58,72	11,58,72	1,30,60,00
Clearance of arrear liabilities of other completed Irrigation Projects - Commercial						
800- Other Expenditure	..	1,45,75	1,45,75	2,75,38
Kusei Irrigation Project - Commercial						
800- Other Expenditure	91,78
Kalo Irrigation Project - Commercial						
800- Other Expenditure	6,35,31
Kanjhari Irrigation Project - Commercial						
800- Other Expenditure	32,56,66
Badanala Irrigation Project - Commercial						
800- Other Expenditure	1,25,25,99
Bankabahal Irrigation - Project - Commercial						
800- Other Expenditure	34,61,27

STATEMENT No. 13 - Contd.

Nature of Expenditure	Expenditure during 2005-2006					Expenditure to the end of 2005-2006
	Non-Plan	State Plan	Central Plan	Centrally Sponsored Plan	Total	
1	2	3	4	5	6	7
EXPENDITURE HEADS						
(Capital Account) - Contd.						
C - CAPITAL ACCOUNT OF						
ECONOMIC SERVICES - Contd.						
(d) Capital Account of Irrigation and Flood Control - Contd.						
4701- Capital Outlay on Medium Irrigation - Contd.						
Barasuan Irrigation Project - Commercial						
800- Other Expenditure	25,36
Remal Irrigation Project - Commercial						
800- Other Expenditure	16,35,46
Remal Extention Irrigation - Commercial						
800- Other Expenditure	9,98
Talsara Irrigation Project - Commercial						
800- Other Expenditure	6,91,41
Sarafgarh Irrigation Project - Commercial						
800- Other Expenditure	7,36,18
Kansabahal Irrigation Project - Commercial						
800- Other Expenditure	33,48,90
Bondapipili Irrigation Project - Commercial						
800- Other Expenditure	1,92,19
Bhaskel Irrigation Project - Commercial						
800- Other Expenditure	1,78,56
Satiguda Irrigation Project - Commercial						
800- Other Expenditure	5,35,55

(In thousand of rupees)

STATEMENT No. 13 - Contd.

Nature of Expenditure	Expenditure during 2005-2006					Expenditure to the end of 2005-2006
	Non-Plan	State Plan	Central Plan	Centrally Sponsored Plan	Total	
1	2	3	4	5	6	7
EXPENDITURE HEADS						
(In thousand of rupees)						
(Capital Account) - Contd.						
C - CAPITAL ACCOUNT OF						
ECONOMIC SERVICES - Contd.						
(d) Capital Account of Irrigation and Flood Control - Contd.						
4701- Capital Outlay on Medium Irrigation - Contd.						
Bahuda Irrigation Project - Commercial						
800- Other Expenditure	1,64,59
Dhanei Irrigation Project - Commercial						
800- Other Expenditure	3,15,34
Kuanria Irrigation Project - Commercial						
800- Other Expenditure	13,83,81
Salia Irrigation Project - Commercial						
800- Other Expenditure	5,47,87
Salki Irrigation Project - Commercial						
800- Other Expenditure	2,36,20
Sapua-Badajore Irrigation Project - Commercial						
800- Other Expenditure	..	39,39	39,39	45,23,74
Jharabandha Irrigation Project - Commercial						
800- Other Expenditure	3,90,01
Upper Suktel Irrigation Project - Commercial						
800- Other Expenditure	8,00,31
Ong Irrigation Project - Commercial						
800- Other Expenditure	22,50,88
Ramiala Irrigation Project - Commercial						
800- Other Expenditure	19,21,80

STATEMENT No. 13 - Contd.

Nature of Expenditure	Expenditure during 2005-2006					Expenditure to the end of 2005-2006
	Non-Plan	State Plan	Central Plan	Centrally Sponsored Plan	Total	
1	2	3	4	5	6	7
EXPENDITURE HEADS						
(In thousand of rupees)						
(Capital Account) - Contd.						
C - CAPITAL ACCOUNT OF						
ECONOMIC SERVICES - Contd.						
(d) Capital Account of Irrigation and Flood Control - Contd.						
4701- Capital Outlay on Medium Irrigation - Contd.						
Salandi Irrigation Project - Commercial						
800- Other Expenditure	3,00,45
Khadakei Irrigation Project - Commercial						
800- Other Expenditure	6,16,92
Dumberbahal Irrigation Project - Commercial						
800- Other Expenditure	3,88,84
Delta Irrigation Project Stage-II - Commercial						
800- Other Expenditure	53,50
Anandpur Barrage Project - Commercial						
800- Other Expenditure	3,52,85
Dahuka Irrigation Project - Non-commercial						
800- Other Expenditure	10,18
Uttei Irrigation Project - Non-commercial						
800- Other Expenditure	1,66
Budhabudhiani Irrigation Project - Non-commercial						
800- Other Expenditure	27
Ramanadi Irrigation Project - Non-commercial	..					
800- Other Expenditure	5,00
Darjang Irrigation Project - Non-commercial						
800- Other Expenditure	6

STATEMENT No. 13 - Contd.

Nature of Expenditure	Expenditure during 2005-2006					Expenditure to the end of 2005-2006
	Non-Plan	State Plan	Central Plan	Centrally Sponsored Plan	Total	
1	2	3	4	5	6	7
EXPENDITURE HEADS						
(Capital Account) - Contd.						
C - CAPITAL ACCOUNT OF						
ECONOMIC SERVICES - Contd.						
(d) Capital Account of Irrigation and Flood Control - Contd.						
4701- Capital Outlay on Medium Irrigation - Contd.						
Aunli Irrigation Project - Non-commercial						
800- Other Expenditure	9,00
Dhanei Irrigation Project - Non-commercial						
800- Other Expenditure	66
Baghua Irrigation Project - Non-commercial						
800- Other Expenditure	1,47
Salki Irrigation Project - Non-commercial						
800- Other Expenditure	2,90
Salia Irrigation Project - Non-commercial						
800- Other Expenditure	1,38
Godahada Irrigation Project - Non-commercial						
800- Other Expenditure	72
Dadarghati Irrigation Project - Non-commercial						
800- Other Expenditure	30,52
Upper Jonk Irrigation Project - Non-commercial						
800- Other Expenditure	12,23
Kansabahal Irrigation Project - Non-commercial						
800- Other Expenditure	1,50
Bankabalhal Irrigation Project - Non-commercial						
800- Other Expenditure	3,01

(In thousand of rupees)

STATEMENT No. 13 - Contd.

Nature of Expenditure	Expenditure during 2005-2006					Expenditure to the end of 2005-2006
	Non-Plan	State Plan	Central Plan	Centrally Sponsored Plan	Total	
1	2	3	4	5	6	7
EXPENDITURE HEADS						
(Capital Account) - Contd.						
C - CAPITAL ACCOUNT OF						
ECONOMIC SERVICES - Contd.						
(d) Capital Account of Irrigation and Flood Control - Contd.						
4701- Capital Outlay on Medium Irrigation - Contd.						
Barasuan Irrigation Project - Non-commercial						
800- Other Expenditure	1,50
Other Schemes each of Rs. One crore or less Non-commercial						
800- Other Expenditure	83
Navigation in Mahanadi Non-commercial						
800- Other Expenditure	30,66
Khadakei Irrigation Project - Non-commercial						
800- Other Expenditure	11,01
Nessa Irrigation Project - Non-commercial						
800- Other Expenditure	15,01
Khanjhari Irrigation Project - Non-commercial						
800- Other Expenditure	9,98
80- General						
001- Direction & Administration	-27
004- Research	1,51,95,76
005- Survey	2,75,94
800- Other Expenditure	..	6,75	6,75	2,41,79
Total - 80	..	6,75	6,75	1,57,13,22
Total - 4701	..	98,68,49	98,68,49	23,52,19,64

STATEMENT No. 13 - Contd.

Nature of Expenditure	Expenditure during 2005-2006					Expenditure to the end of 2005-2006
	Non-Plan	State Plan	Central Plan	Centrally Sponsored Plan	Total	
1	2	3	4	5	6	7
EXPENDITURE HEADS						
(In thousand of rupees)						
(Capital Account) - Contd.						
C - CAPITAL ACCOUNT OF						
ECONOMIC SERVICES - Contd.						
(d) Capital Account of Irrigation and Flood Control - Contd.						
4702- Capital Outlay on Minor Irrigation						
101- Surface Water	18,25,87
102- Ground Water	..	12,69	12,69	1,16,55,64
190- Investments in Public Sector and Other Undertakings.	5,25,97
796- Tribal Area Sub-plan	..	17,99,10	17,99,10	2,08,35,73
800- Other Expenditure	..	38,74,32	..	9,93,26	48,67,58	4,86,99,99
Total - 4702	..	56,86,11	..	9,93,26	66,79,37	8,35,43,20
4711- Capital Outlay on Flood Control Projects.						
<i>01- Flood Control</i>						
001- Direction and Administration	43,63
052- Machinery and Equipment	9,16
103- Civil Works	..	4,44,86	4,44,86	1,08,48,16
800- Other Expenditure	1,03,74,76
Total - 01	..	4,44,86	4,44,86	2,12,75,70
(A)						
<i>02- Anti-Sea Erosion Projects</i>						
001- Direction and Administration	2,88
052- Machinery and Equipment	1,13
103- Civil Works	..	15,66	..	26,10	41,76	11,95,75
Total - 02	..	15,66	..	26,10	41,76	11,99,76
<i>03- Drainage</i>						
001- Direction and Administration	..	47,18	47,18	6,41,45
052- Machinery and Equipment	10

(A) Difference of Rs. 1 thousand is due to rounding.

STATEMENT No. 13 - Contd.

Nature of Expenditure	Expenditure during 2005-2006					Expenditure to the end of 2005-2006
	Non-Plan	State Plan	Central Plan	Centrally Sponsored Plan	Total	
1	2	3	4	5	6	7
EXPENDITURE HEADS						
(In thousand of rupees)						
(Capital Account) - Contd.						
C - CAPITAL ACCOUNT OF						
ECONOMIC SERVICES - Contd.						
(d) Capital Account of Irrigation and Flood Control - Concl'd.						
4711- Capital Outlay on Flood Control Projects - Concl'd.						
103- Civil Works	..	2,63,20	..	3,00,91	5,64,11	31,06,83
<i>Total - 03</i>	..	3,10,38	..	3,00,91	6,11,29	37,48,38
Total - 4711	..	7,70,90	..	3,27,01	10,97,91	2,62,23,85
						(B)
Total - (d) Capital Account of Irrigation and Flood Control	..	4,70,82,01	..	13,20,27	4,84,02,28	81,98,00,17
(e) Capital Account of Energy						
4801- Capital Outlay on Power Projects						
<i>01- Hydel Generation</i>						
001- Direction and Administration	1,04,69
190- Investments in Public Sector and Other Undertakings-	19,32,82
202- Rengali Power Project	2,50,60
796- Tribal Area Sub-plan						
Potteru Hydro-Electric Project	14,06,65
Balimela Dam Project	-5,42,46
						(A)
Upper Kolab Project	74,18,62
Upper Indravati Project	3,09,36,11
Rengali Power Project	2,95,47
Hirakud Stage - I	25,00
<i>Total - 796</i>	3,95,39,39
799- Suspense	2,42,30,31
800- Other Expenditure	50,00
<i>Total - 01</i>	6,61,07,80
<i>02- Thermal Power Generation</i>						
190- Investments in Public sector and other Undertakings	4,51,80,00
799- Suspense	-43,49
800- Other Expenditure	1,93,24,17
<i>Total - 02</i>	6,44,60,68

(A) Minus expenditure is under investigation.

(B) Difference of Rs.1 thousand is due to rounding

STATEMENT No. 13 - Contd.

Nature of Expenditure	Expenditure during 2005-2006					Expenditure to the end of 2005-2006
	Non-Plan	State Plan	Central Plan	Centrally Sponsored Plan	Total	
1	2	3	4	5	6	7
EXPENDITURE HEADS						
(In thousand of rupees)						
(Capital Account) - Contd.						
C - CAPITAL ACCOUNT OF						
ECONOMIC SERVICES - Contd.						
(e) Capital Account of Energy - Concl'd.						
4801- Capital Outlay on Power Projects - Concl'd.						
<i>05- Transmission and Distribution</i>						
190- Investments in Public Sector and Other Undertakings	1,83,51,04
<i>Total - 05</i>	1,83,51,04
<i>80- General</i>						
004- Research and Development	2,97,48
<i>Total - 80</i>	2,97,48
Total - 4801	14,92,17,00
4810- Capital Outlay on Non-Conventional Sources of Energy.						
800- Other Expenditure	1,40
Total - 4810	1,40
Total - (e) Capital Account of Energy	14,92,18,40

(f) Capital Account of Industry and Minerals

4851- Capital Outlay on Village and Small Industries.						
001- Direction and Administration	1,82
101- Industrial Estates	3,20,40
102- Small Scale Industries	11,15,35
103- Handloom Industries	4,20,90
104- Handicraft Industries	1,29,21
106- Coir Industries	24,57
107- Sericulture Industries	35,93
108- Powerloom Industries	2,56,10
109- Composite Village and Small Industries Co-operatives.						8,01,96

STATEMENT No. 13 - Contd.

Nature of Expenditure	Expenditure during 2005-2006					Expenditure to the end of 2005-2006
	Non-Plan	State Plan	Central Plan	Centrally Sponsored Plan	Total	
1	2	3	4	5	6	7
EXPENDITURE HEADS						
(In thousand of rupees)						
(Capital Account) - Contd.						
C - CAPITAL ACCOUNT OF						
ECONOMIC SERVICES - Contd.						
(f) Capital Account of Industry and Minerals - Contd.						
4851- Capital Outlay on Village and Small Industries - Concl'd.						
190- Investments in Public Sector and Other Undertakings -	2,99,24
195- Investments in Co-operatives -	5,05,84
200- Other Village Industries	49,00
796- Tribal Area Sub-plan	97,42
800- Other Expenditure	2,68,44
<i>Deduct-</i>						
Receipts and Recoveries on Capital Account.	-1,23
Total - 4851	43,24,95
4852- Capital Outlay on Iron and Steel Industries.						
<i>01- Mining</i>						
800- Other Expenditure	23,25,21
Total - 01	23,25,21
<i>02- Manufacture</i>						
800- Other Expenditure	..	9,87	9,87	4,12,38
190- Investment in Public Sector & other Undertakings	7,42,37
Total - 02	..	9,87	9,87	11,54,75
Total - 4852	..	9,87	9,87	34,79,95

(A) Difference of Rs.1 thousand is due to rounding

STATEMENT No. 13 - Contd.

Nature of Expenditure	Expenditure during 2005-2006					Expenditure to the end of 2005-2006
	Non-Plan	State Plan	Central Plan	Centrally Sponsored Plan	Total	
1	2	3	4	5	6	7
EXPENDITURE HEADS						
(In thousand of rupees)						
(Capital Account) - Contd.						
C - CAPITAL ACCOUNT OF						
ECONOMIC SERVICES - Contd.						
(f) Capital Account of						
Industry and Minerals - Contd.						
4853- Capital Outlay on Non-Ferrous Mining and Metallurgical Industries.						
01- Mineral Exploration and Development.						
190- Investments in Public Sector and Other Undertakings.	31,40,83
796- Tribal Area Sub-plan	36
800- Other Expenditure	23,96
Total - 01	31,65,15
02- Non-Ferrous Metals						
004- Research and Development	7,95
796- Tribal Area Sub-plan	6,90
Total - 02	14,85
60- Other Mining and Metallurgical Industries.						
004- Research and Development	3,54
800- Other Expenditure	-3,55,67	-3,55,67	35,95,60
Deduct- Receipts and Recoveries on Capital Account.	-3,37,13
Total - 60	-3,55,67	-3,55,67	32,62,00
Total - 4853	-3,55,67	-3,55,67	64,42,00
(A)						
4855- Capital Outlay on Fertiliser Industries.						
190- Investments in Public Sector and Other Undertakings.	6,50
Total - 4855	6,50

(A) Difference of Rs 1 thousand is due to rounding.

STATEMENT No. 13 - Contd.

Nature of Expenditure	Expenditure during 2005-2006					Expenditure to the end of 2005-2006
	Non-Plan	State Plan	Central Plan	Centrally Sponsored Plan	Total	
1	2	3	4	5	6	7
EXPENDITURE HEADS						
(In thousand of rupees)						
(Capital Account) - Contd.						
C - CAPITAL ACCOUNT OF						
ECONOMIC SERVICES - Contd.						
(f) Capital Account of						
Industry and Minerals - Contd.						
4858- Capital Outlay on Engineering Industries.						
02- Other Industrial Machinery Industries.						
190- Investments in Public Sector and Other Undertakings.	6,72,86
Total - 02	6,72,86
60- Other Engineering Industries						
190- Investments in Public Sector and Other Undertakings.	10,28,09
Total - 60	10,28,09
Total - 4858	17,00,95
4859- Capital Outlay on Telecommunication and Electronics Industries.						
02- Electronics						
190- Investments in Public Sector and Other Undertakings.	23,64,57
Total - 02	23,64,57
Total - 4859	23,64,57
4860- Capital Outlay on Consumer Industries.						
01- Textiles						
190- Investments in Public Sector and Other Undertakings.	15,26,12
195- Investments in Co-operatives -	12,25,15
Total - 01	27,51,27

STATEMENT No. 13 - Contd.

Nature of Expenditure	Expenditure during 2005-2006					Expenditure to the end of 2005-2006
	Non-Plan	State Plan	Central Plan	Centrally Sponsored Plan	Total	
1	2	3	4	5	6	7
EXPENDITURE HEADS						
(In thousand of rupees)						
(Capital Account) - Contd.						
C - CAPITAL ACCOUNT OF						
ECONOMIC SERVICES - Contd.						
(f) Capital Account of						
Industry and Minerals - Contd.						
4860- Capital Outlay on Consumer Industries - Concl'd.						
<i>03- Leather</i>						
190- Investment in Public Sector and Other Undertakings.	2,71,50
<i>Total - 03</i>	2,71,50
<i>04- Sugar</i>						
190- Investments in Public Sector and Other Undertakings -	14,75,63
800- Other Expenditure	2,17,00
<i>Total - 04</i>	16,92,63
<i>05- Paper and News print</i>						
800- Other Expenditure	6,00,00
<i>Total - 05</i>	6,00,00
<i>60- Others</i>						
101- Edible Oils and Vanaspati	6,75
195- Investments in Co-operatives -						
Share Capital Investment in Salt Co-operatives.	5,60
218- Salt	3,30
600- Others	38,66
796- Tribal Area Sub-plan	28,85
<i>Total - 60</i>	83,16
Total - 4860	53,98,56

STATEMENT No. 13 - Contd.

Nature of Expenditure	Expenditure during 2005-2006					Expenditure to the end of 2005-2006
	Non-Plan	State Plan	Central Plan	Centrally Sponsored Plan	Total	
1	2	3	4	5	6	7
EXPENDITURE HEADS						
(In thousand of rupees)						
(Capital Account) - Contd.						
C - CAPITAL ACCOUNT OF						
ECONOMIC SERVICES - Contd.						
(f) Capital Account of						
Industry and Minerals - Concltd.						
4885- Other Capital Outlay on Industries and Minerals.						
<i>01- Investments in Industrial Financial Institutions.</i>						
190- Investments in Public Sector and Other Undertakings -	1,88,91,89
200- Other Investments						
Other Investments each of Rs. One crore or less.	25,14
<i>Total - 01</i>	1,89,17,03
<i>02- Development of Backward Areas</i>						
190- Investments in Public Sector and Other Undertakings -	16,51,75
796- Tribal Area Sub-plan	2,16,50
<i>Total - 02</i>	18,68,25
<i>60- Others</i>						
800- Other Expenditure						
Education, Research and Training.	12,01,87
Deduct- Receipts and Recoveries on Capital Account.	-8
<i>Total - 60</i>	12,01,79
Total - 4885	2,19,87,07
Total - (f) Capital Account of Industry and Minerals	-3,55,67	9,87	-3,45,80	4,57,04,55
						(A)
(g) Capital Account of Transport						
5051- Capital Outlay on Ports and Light Houses.						
<i>01- Major Ports</i>						
Paradeep Port	-11,40,36
<i>Total - 01</i>	-11,40,36
						(B)

(A) Difference of Rs.1 thousand is due to rounding.

(B) Minus expenditure / balances is under investigation.

STATEMENT No. 13 - Contd.

Nature of Expenditure	Expenditure during 2005-2006					Expenditure to the end of 2005-2006
	Non-Plan	State Plan	Central Plan	Centrally Sponsored Plan	Total	
1	2	3	4	5	6	7
EXPENDITURE HEADS						
(In thousand of rupees)						
(Capital Account) - Contd.						
C - CAPITAL ACCOUNT OF						
ECONOMIC SERVICES - Contd.						
(g) Capital Account of Transport - Contd.						
5051- Capital Outlay on Ports and Light Houses - Concl'd.						
02- Minor Ports						
200- Other Small Ports						
Development of Minor Ports	45,18,12
Dhamara Fishing Harbour	..	13,71	13,71	3,56,90
Gopalpur Port	..	86,56	86,56	92,76,68
Chudamani Harbour	..	1,09	1,09	1,51,57
Fishing Base at Chilika Lake	44,20
Bahabalpur	..	50	50	53,48
Lalita Patia Jetty	8,80
Arzipalli	2,85,08
Krishna Prasad	..	46	46	11,89
Satpada	..	80	80	63,56
Paradeep	36
Suspense Debit	10,58
<i>Total - 02</i>	..	1,03,12	1,03,12	1,47,81,22
Total - 5051	..	1,03,12	1,03,12	1,36,40,86
5053- Capital Outlay on Civil Aviation						
02- Air Ports						
102- Aerodromes	..	5,00	5,00	3,79,27
<i>Total - 02</i>	..	5,00	5,00	3,79,27
60- Other Aeronautical Services						
052- Machinery and Equipment	73,83
101- Communications	1,77,37
800- Other Expenditure	4,26,52
<i>Total - 60</i>	6,77,72
Total - 5053	..	5,00	5,00	10,56,99

STATEMENT No. 13 - Contd.

Nature of Expenditure	Expenditure during 2005-2006					Expenditure to the end of 2005-2006
	Non-Plan	State Plan	Central Plan	Centrally Sponsored Plan	Total	
1	2	3	4	5	6	7
EXPENDITURE HEADS						
(Capital Account) - Contd.						
C - CAPITAL ACCOUNT OF						
ECONOMIC SERVICES - Contd.						
(g) Capital Account of Transport - Contd.						
5054- Capital Outlay on Roads and Bridges.						
<i>01- National Highways</i>						
337- Road Works	4,78,84
<i>Total - 01</i>	4,78,84
<i>02- Strategic and Boarder Roads</i>						
337- Road Works	3,42,25
796- Tribal Area Sub-plan	8,77
<i>Total - 02</i>	3,51,02
<i>03- State Highways</i>						
101- Bridges	1,00,00	2,81,96	3,81,96	1,93,16,39
337- Road works	..	6,49,95	6,49,95	1,36,24,99
796- Tribal Area Sub-plan	..	5,70,75	5,70,75	2,85,93,76
798- Project financed from Central Road Fund Schemes.	40,00
799- Suspense	-25,72
800- Other Expenditure	2,58,19	2,58,19	19,90,65
<i>Total - 03</i>	3,58,19	15,02,66	18,60,85	6,35,40,06
(A)						
<i>04- District and Other Roads</i>						
796- Tribal Area Sub-plan	..	54,66,46	54,66,46	5,32,91,62
800- Other Expenditure	4,00,56	2,30,68,31	2,34,68,87	17,22,60,10

(A) Difference of Rs. 1 thousand is due to rounding.

STATEMENT No. 13 - Contd.

Nature of Expenditure	Expenditure during 2005-2006					Expenditure to the end of 2005-2006
	Non-Plan	State Plan	Central Plan	Centrally Sponsored Plan	Total	
1	2	3	4	5	6	7
EXPENDITURE HEADS						
(In thousand of rupees)						
(Capital Account) - Contd.						
C - CAPITAL ACCOUNT OF						
ECONOMIC SERVICES - Contd.						
(g) Capital Account of Transport - Contd.						
5054- Capital Outlay on Roads and Bridges - Concl'd.						
04- District and Other Roads - Concl'd.						
<i>Total - 04</i>	4,00,56	2,85,34,77	2,89,35,33	22,55,51,72
05- Roads of Inter States Economic Importance						
101- Bridges	2,36,76
337- Road Works	..	3,11,62	3,10,15	3,60,21	9,81,98	9,81,98
<i>Total - 05</i>	..	3,11,62	3,10,15	3,60,21	9,81,98	12,18,74
80- General						
004- Research	1,00
337- Road works	6,33,69
800- Other Expenditure	40,83
<i>Deduct-</i>						
Receipts and Recoveries on Capital Account.	-96,01
<i>Total - 80</i>	5,79,51
<i>Total - 5054</i>	7,58,75	3,03,49,05	3,10,15	3,60,21	3,17,78,16	29,17,19,90
(A)						
5055- Capital Outlay on Road Transport.						
050- Lands and Buildings	31
102- Acquisition of Fleet-						
Investment in Orissa State Road Transport Corporation.	5,66,16
103- Workshop Facilities-	12,18,28
190- Investments in Public Sector and Other Undertakings-	1,05,05,24

(A) Difference of Rs. 1 thousand is due to rounding.

STATEMENT No. 13 - Contd.

Nature of Expenditure	Expenditure during 2005-2006					Expenditure to the end of 2005-2006
	Non-Plan	State Plan	Central Plan	Centrally Sponsored Plan	Total	
1	2	3	4	5	6	7
EXPENDITURE HEADS						
(In thousand of rupees)						
(Capital Account) - Contd.						
C - CAPITAL ACCOUNT OF						
ECONOMIC SERVICES - Contd.						
(g) Capital Account of Transport - Concl'd.						
5055- Capital Outlay on Road Transport - Concl'd.						
800- Other Expenditure Subsidy to Orissa Road Transport Company.	12,60
Total - 5055	1,23,02,59
5056- Capital Outlay on Inland Water Transport.						
101- Landing Facilities	..	2,70	..	60	3,30	18,33
800- Other Expenditure	31
Total - 5056	..	2,70	..	60	3,30	18,64
Total - (g) Capital Account of Transport	7,58,75	3,04,59,87	3,10,15	3,60,81	3,18,89,58	31,87,38,98
(h) Capital Account of Communications						
5275- Capital Outlay on Other Communication Services.						
<i>Deduct-</i> Receipts and Recoveries on Capital Account.	-8,00 (A)
Total - 5275	-8,00
Total - (h) Capital Account of Communications	-8,00

(A) Minus expenditure / balance is under investigation.

STATEMENT No. 13 - Contd.

Nature of Expenditure	Expenditure during 2005-2006					Expenditure to the end of 2005-2006
	Non-Plan	State Plan	Central Plan	Centrally Sponsored Plan	Total	
1	2	3	4	5	6	7
EXPENDITURE HEADS						
(In thousand of rupees)						
(Capital Account) - Contd.						
C - CAPITAL ACCOUNT OF						
ECONOMIC SERVICES - Contd.						
(j) Capital Account of General Economic Services.						
5452- Capital Outlay on Tourism						
<i>01- Tourist Infrastructure</i>						
101- Tourist Centre	7,38,81
102- Tourist Accommodation	..	5,06,14	43,72	9,20	5,59,06	44,40,54
103- Tourist Transport	50,60
190- Investments in Public Sector and Other Undertakings.	70,00
796- Tribal Area Sub-plan	22,50
800- Other Expenditure	7,49,76
<i>Deduct-</i>	-1,04,34
Receipt and Recoveries on Capital Account.						
<i>Total - 01</i>	..	5,06,14	43,72	9,20	5,59,06	59,67,87
<i>80- General</i>						
104- Promotion and Publicity	15,75	..	15,75	91,58
190- Investments in Public Sector and Other Undertakings.	8,09,35
<i>Total - 80</i>	15,75	..	15,75	9,00,93
<i>Total - 5452</i>	..	5,06,14	59,47	9,20	5,74,81	68,68,80
5453- Capital Outlay on Foreign Trade and Export Promotion.						
<i>80- General</i>						
190- Investments in Public Sector and Other Undertakings.	14,00
<i>Total - 80</i>	14,00
<i>Total - 5453</i>	14,00

STATEMENT No. 13 - Concl.

Nature of Expenditure	Expenditure during 2005-2006					Expenditure to the end of 2005-2006
	Non-Plan	State Plan	Central Plan	Centrally Sponsored Plan	Total	
1	2	3	4	5	6	7
EXPENDITURE HEADS	(In thousand of rupees)					
(Capital Account) - Concl.						
C - CAPITAL ACCOUNT OF ECONOMIC SERVICES - Concl.						
(j) Capital Account of General Economic Services - Concl.						
5465- Investments in General Financial and Trading Institutions.						
<i>01- Investments in General Financial Institutions.</i>						
190- Investments in Public Sector and Other Undertakings, Banks, etc.	..	6,00,00	6,00,00	28,71,14
<i>Total - 01</i>	..	6,00,00	6,00,00	28,71,14
<i>02- Investments in Trading Institutions.</i>						
190- Investments in Public Sector and Other Undertakings.	3,94,00
796- Tribal Area Sub-plan	38,60
<i>Total - 02</i>	4,32,60
<i>Total - 5465</i>	..	6,00,00	6,00,00	33,03,73
	(A)					
5475- Capital Outlay on Other General Economic Services.						
202- Compensation to Land holders on abolition of Zamindary system.	17,78	17,78	6,82,69
<i>Total - 5475</i>	17,78	17,78	6,82,69
Total - (j) Capital Account of General Economic Services	17,78	11,06,14	59,47	9,20	11,92,59	1,08,69,23
	(A)					
Total - C - CAPITAL ACCOUNT OF ECONOMIC SERVICES	28,57,77	8,17,07,33	3,69,62	16,93,78	8,66,28,50	1,42,11,85,96
	(A)					
Total - EXPENDITURE HEADS (Capital Account)	74,93,58	9,16,18,73	5,54,03	41,39,73	10,38,06,07	1,63,20,72,11

(A) Difference of Rs. 1 thousand is due to rounding

ANNEXURE TO STATEMENT No. 13

STATEMENT OF COMMITMENTS - LIST OF INCOMPLETE CAPITAL WORKS

(In crore of rupees)

Sl. No.	Name of the Project	Cost of Work and Sanction Order No. & Date	Date of commencement	Target Date of completion	Revised cost (If any)	Expenditure upto 3/2006.	Remarks
(A)	(B)	(C)	(D)	(E)	(F)	(G)	(H)
<u>MAJOR</u>							
1.	Rengali Irrigation Project	233.64 (dt. 27.4.79)	1978	9th Plan	..	13,03.15	
2.	Upper Indravati Irrigation Project	42.74 (dt. 7.7.79)	1978	9th Plan	..	8,71.47	
3.	Upper Kolab Irrigation Project	58.32 (dt. 24.4.67)	1976	9th Plan	..	5,44.06	
4.	Subarnarekha Irrigation Project	95.02	1982	9th Plan	..	6,11.86	
				For Joint Work 1987			
				For Orissa Portion			
5.	Mahanadi Chitrotpala Island Irrigation Project	39.93 (dt. 4.7.82)	1989	9th Plan	..	1,97.46	
6.	Naraj Barrage Project	1,25.75 (dt. 20.11.93)	1993	9th Plan	..	2,16.64	
7.	Kanpur Irrigation Project	2,68.65	1982	Not finalised	..	38.48	
8.	Potteru Irrigation Project	14.81 (dt. 24.2.72)	1972	9th Plan	..	1,99.07	
9.	Anandpur Barrage (Extention)	7.17	1996-97	N.A	..	56.56	
10.	Lower Indra Irrigation Project	2,11.7	1998-99	N.A	..	2,52.38	
11.	Lower Suktel Irrigation Project	2,17.13	1998-99	N.A	..	69.57	
12.	Upper Kolab Dam Project	23.90 (dt. 5.8.76)	1976	9th Plan	..	9.41	
13.	Rengali Dam Project	41.92 dt 6.12.73)	N.A	N.A	..	12.56	
14.	Balimela Dam Project	24.00	N.A	N.A	..	38.27	

ANNEXURE TO STATEMENT No. 13 - Concl'd.

(In crore of rupees)

Sl. No.	Name of the Project	Cost of Work and Sanction Order No. & Date	Date of commencement	Target Date of completion	Revised cost (If any)	Expenditure upto 3/2006.	Remarks
(A)	(B)	(C)	(D)	(E)	(F)	(G)	(H)
<u>MEDIUM</u>							
1.	Harbhangi Irrigation Project.	9.01 (36415, dt. 27.10.79)	1979	9th Plan	..	1,42.02	
2.	Hariharjore Irrigation Project.	7.18 (18948, dt. 4.6.80)	1980	9th Plan	..	93.95	
3.	Upper Jonk Irrigation Project	12.78 (35438, dt. 22.8.77)	1977	9th Plan	..	1,22.13	
4.	Badanalla Irrigation Project	13.36 (40439, dt. 23.10.82)	1982	9th Plan	..	1,25.26	
5.	Baghua Irrigation Stage-II	6.35 (38499, dt. 5.8.83)	1983	9th Plan	..	81.94	
6.	Sapua Badjore Irrigation Project	14.57	1984	9th Plan	..	45.24	
7.	Birupa Genguti Island Irrigation Project	4.63	1988	9th Plan	..	14.01	
8.	Deo Irrigation Project	52.23 (dt. 16.1.93)	1994	9th Plan	..	50.01	
9.	Titilagarh Irrigation Project	21.13 (11897, dt. 20.5.91)	1991	9th Plan	..	42.29	
10.	Baghalati Irrigation Project	7.20	1994	9th Plan	..	89.59	
11.	Darjang Irrigation Project (Stage-II)	4.59	1994	9th Plan	..	11.62	
12.	Manjore Irrigation Project	37.70	1993	9th Plan	..	92.40	
13.	Telengiri Irrigation Project	53.80	1994	9th Plan	..	31.89	
14.	Rukura Irrigation Project	0.24	1994	9th Plan	..	4.17	
15.	Bagha Irrigation Project	0.44	1990	9th Plan	..	50.56	
16.	Sunei (Extention)	1.85 (dt 2.01.97)	1997-98	9th Plan	..	35.89	
17.	Dumarbahal (Extention)	3.79 (dt 2.02.02)	1997-98	9th Plan	..	3.89	

Note :- No uptodate information in respect of revised cost, target date of completion, etc. has been received from the E.I.C office / Concerned P.W.Division

**STATEMENT No.14 - STATEMENT SHOWING DETAILS OF INVESTMENTS OF
OTHER JOINT STOCK COMPANIES, CO-OPERATIVE**

Sl. No.	Name of the concern	Year(s) of Investment	Details of Investment		Face value of each share
			Type	Number of shares and percentage of Government investment to the total paid up capital	
1	2	3	4	5	6

Rs.

STATUTORY CORPORATIONS

1.	Orissa State Financial Corporation, Cuttack.	To end of 1993-94	Ordinary	(A)	(A)
2.	Orissa State Warehousing Corporation, Bhubaneswar	To end of 2002-2003	Equity	(A)	(A)
3.	Orissa State Road Transport Corporation.	To end of 1999-2000	Ordinary / Equity	(A)	(A)

Total - Statutory Corporations**Share Capital**

(A)	(A)
-----	-----

GOVERNMENT COMPANIES

1.	Orissa Mining Corporation Limited, Bhubaneswar	To end of 1998-1999	Equity	(A)	100
2.	Industrial Development Corporation of Orissa Limited, Bhubaneswar	To end of 1998-1999	Equity	(A)	100
3.	Orissa Construction Corporation Limited, Bhubaneswar	To end of 2001-2002	Equity	(A)	(A)
4.	Orissa Fisheries Development Corporation Limited, Bhubaneswar	1962-63 to 1963-64	Equity	35000	100

(A) Information not received from the concerned Department

**GOVERNMENT IN STATUTORY CORPORATIONS, GOVERNMENT COMPANIES,
BANKS AND SOCIETIES, ETC., UPTO THE END OF 2005-2006**

Amount investec upto the end of 2005-2006	Amount of dividenc declared / Interest received and creditec to Government during the year	Remarks
7	8	9
In thousand of Rupee:		
55,99,97 (C)		Accumulated loss is Rs.3,75,75.75 lakh as on 31.3.2004
1,76,50 (C)		Accumulated profit is Rs.0.07 lakh as on 31.3.2004
1,20,55,83 (A)		Accumulated loss is Rs.2,18,40.20 lakh as on 31.3.2004 Accumulated loss of Orissa Road Transport Company Ltd Berhampur was Rs. 28.55 crore.
<hr style="border-top: 1px dashed black;"/>		
1,78,32,30		
<hr style="border-top: 1px dashed black;"/>		
31,39,48 (B)	60,00,00	Accumulated profit is Rs.1,35,81.98 lakh as on 31.3.2004
57,41,82 (C)		Accumulated loss is Rs.49,43.04 lakh as on 31.3.2004
11,50,00		Accumulated profit is Rs.1,83.78 lakh as on 31.3.2004
35,00		Defunct Company

(A) Includes TRs. 11,70,60 of Orissa Road Transport Company Ltd. Berhampur which has been merged with OSRTC w.e.f. 16.08.90

(B) The concerned Department has not confirmed the drawal of Rs.91.42 lakh instead of Rs. 85.42 lakh in 1972-73.

(C) Department did not turn up for reconciliation of figure:

STATEMENT

Sl. No.	Name of the concern	Year(s) of Investment	Details of Investment		Face value of each share
			Type	Number of shares and percentage of Government investment to the total paid up capital	
1	2	3	4	5	6
					Rs.
GOVERNMENT COMPANIES - Contd.					
5.	Orissa Forest Development Corporation Limited, Bhubaneswar	To end of 1990-91	Equity	183000 35750	100 1000
6.	Orissa State Commercial Transport Corporation Limited, Cuttack	To end of 1993-94	Equity	61000	1,000
7.	Madhusudan Chemical Industries Limited, Cuttack	1958-59	Equity	59900	1
8.	Orissa Wood Products Limited Cuttack.	1958-59 to 1971-72	Equity	381500	1
9.	Modern Electronics Limited, Cuttack	1960-61 to 1977-78	Equity	427000	1
10.	Orissa Electrical Manufacturing Limited, Cuttack	1958-59 to 1972-73	Equity	434121	1
11.	Premier Bolts and Nuts Factory Limited, Cuttack	1959-60 to 1971-72	Equity	125700	1
12.	Modern Malleable Casting Company Limited, Berhampur	1960-61	Equity	370000	1
13.	Utkal Metal Products Limited Berhampur.	1960-61	Equity	100000	1
14.	Orissa Trunks and Enamel Works Limited, Cuttack	1958-59 to 1961-62	Equity	133500	1
15.	Orissa Board Mills Limited, Cuttack.	1960-61 to 1971-72	Equity	367000	1
16.	Chilika Cashew Manufacturing Company Limited, Balugaon	1958-59 to 1971-72	Equity	47100	1

NO. 14 - Contd.

Amount investec upto the end of 2005-2006	Amount of dividenc declared / Interest received and credited to Government during the year	Remarks
7	8	9
In thousand of Rupee:		
1,83,00		Accumulated loss is Rs.84,98.14 lakh as on 31.3.200
3,57,50		Similipahar Forest Development Corporation & Orissa Plantation Development Corporation, Bhubaneswa have been merged with OFDC Ltd. w.e.f. October-1990
6,10,00 (A)		Closed since 25.7.1998. Accumulated loss is Rs.12,26.35 lakh as on 31.3.1996
60		The Company had been liquidated since January 1971
3,81		Under liquidation through Orissa High Court since 30.11.1974
4,27		Under process of liquidation and assets have been sold
4,34		Closed since 1968. Voluntary liquidation since August 1976
1,26		Under process of liquidation. Assets have been sold
3,70		Closed since 1968. Voluntary liquidation since March 1976
1,00		Government shares have been sold.
1,33		Under liquidation since August 1971
3,67		Under process of liquidation
47		Defunct Company. Under liquidation through Orissa High Cou since 30.11.1973

(A) Department did not turn up for reconciliation of figure:

STATEMENT

Sl. No.	Name of the concern	Year(s) of Investment	Details of Investment		Face value of each share
			Type	Number of shares and percentage of Government investment to the total paid up capital	
1	2	3	4	5	6
					Rs.
GOVERNMENT COMPANIES - Contd.					
17.	Orissa Timber Products Limited Rourkela.	1960-61 to 1963-64	Equity	129600	1
18.	Coca cola (India) Limited, Puri	1958-59	Equity	82000	1
19.	Gajapati Steel Industries Limited Paralakhemundi.	1959-60 to 1970-71	Equity	377500	1
20.	Hansanath Ceramic Industries Limited, Cuttack	1958-59 to 1971-72	Equity	42000	1
21.	Utkal Foundry and Engineering Company Limited, Sambalpur	1958-59	Equity	209000	1
22.	Orissa Agrico Limited, Cuttack	1960-61 and 1961-62	Equity	75000	1
23.	Orissa Instruments Company Limited, Cuttack	To end of 1994-95	Equity	9068600	1
24.	Mayurbhanj Spinning and Weaving Mills Limited, Rairangpur	1950-51	Ordinary	120000 86%	10
25.	Manorama Foundry Works Limited Rairangpur.	1958-59	Equity	156000	1
26.	Orissa Agro Industries Corporation Limited, Bhubaneswar	To end of 2004-2005	Equity	577882	100
27.	Eastern Aquatic Products Limited Cuttack.	1958-59 to 1971-72	Equity	52500	1
28.	Kalinga Foundry Limited Dhenkanal.	1958-59	Equity	84554	1
29.	Orissa Sports Manufacturing and Fabrication Limited, Cuttack	1960-61 to 1971-72	Equity	108000	1

NO. 14 - Contd.

Amount investec upto the end of 2005-2006	Amount of dividenc declared / Interest received and credited to Government during the year	Remarks
7	8	9
In thousand of Rupee:		
1,30		Under liquidation through Court since 12.2.1974
82		Defunct Company. Dissolved from 18.4.199:
3,77		Closed since 1969-70. Voluntary liquidation since March 1974
42		Under liquidation through court since 9.1.197:
2,09		Defunct Company
55		Defunct Company
90,69 (B)		Closed under ID Act with effect from 20.5.1998
11,53		Defunct Company
1,56		Under liquidation throgth Orissa High Court since 12.2.74.
5,77,82 (B)		Accumulated loss is Rs.37,63.85 lakh as on 31.3.2000
52		Voluntary liquidation since 22.2.1978
85		Defunct Company
1,08		Under liquidation through High Court since 30.11.1973

(B) Department did not turn up for reconciliation of figure:

STATEMENT

Sl. No.	Name of the concern	Year(s) of Investment	Details of Investment		Face value of each share
			Type	Number of shares and percentage of Government investment to the total paid up capital	
1	2	3	4	5	6
					Rs.
GOVERNMENT COMPANIES - Contd.					
30.	Konark Processing Works Limited Cuttack.	1959-60 to 1962-63	Equity	70000	1
31.	Kalinga Fruit Products Limited Paralakhemundi.	1958-59	Equity	16500	1
32.	Orissa Boat Builders Limited, Cuttack	To end of 2002-2003	Equity	195725	1
33.	Kalinga Steel and Wire Products Limited, Cuttack	1958-59 to 1971-72	Equity	115000	1
34.	Orissa Concrete Products Limited Bhubaneswar.	1959-60 to 1969-70	Equity	210000	1
35.	Cuttack Iron and Steel Product: Limited, Cuttack	1958-59 to 1977-78	Equity	118000	1
36.	Manufacture Electro Limited Cuttack.	1959-60 to 1971-72	Equity	35500	1
37.	Utkal Fruit Products Limited Angul.	1958-59 to 1961-62	Equity	14000	1
38.	Orissa Tiles Limited, Barang	1959-60 to 1961-62	Equity	190000	1
39.	Mayurbhanj Oil and Oil Products Limited, Baripada.	1950-51	Ordinary	6000	10

NO. 14 - Contd.

Amount investec upto the end of 2005-2006	Amount of dividenc declared / Interest received and credited to Government during the year	Remarks
7	8	9
In thousand of Rupees		
70		Under liquidation through High Court since 30.11.1973
16		The Company has been liquidated
1,96		Company closed since 1987. Under process of liquidatio and assets have been disposed off
1,15		Under liquidation through High Court since 9.1.1974
2,10		Defunct Company
68		Closed since 1979.
35		Under process of liquidation and assets have been solc
14		Defunct since 23.11.1992
1,90		Under process of liquidation
60		Defunct Company

STATEMENT

Sl. No.	Name of the concern	Year(s) of Investment	Details of Investment		Face value of each share
			Type	Number of shares and percentage of Government investment to the total paid up capital	
1	2	3	4	5	6
					Rs.
GOVERNMENT COMPANIES - Contd.					
40.	Balanga Iron Works Limited Balasore.	1958-59 to 1971-72	Equity	159000	1
41.	Mayurbhanj Textiles Limited Baripada.	To end of 1988-89	Preference	(A)	10
42.	Koshal Industrial Development Syndicate Limited, Bolangir	1952-53	Ordinary	45000	10
43.	Orissa Small Industries Corporation Limited, Cuttack	To end of 1994-95	Equity	955126	100
44.	Industrial Promotion and Investment Corporation of Orissa Limited Bhubaneswar.	To end of 1997-98	Equity	8226377	100
45.	Banana and Fruit Development Corporation, Madras.	1972-73	Equity	1000	100
46.	Orissa Lift Irrigation Corporation Limited, Bhubaneswar	To end of 1995-96	Equity	100% (B)	100
47.	Orissa Film Development Corporation Limited.	To end of 1994-95	Equity	100% (B)	100
48.	Orissa State Leather Corporation Limited.	To end of 1993-94	Equity	396630	100
49.	New Mayurbhanj Textiles Limited Baripada.	To end of 1995-96	Equity	12220	100
50.	Orissa State Handloom Development Corporation Limited	To end of 1995-96	Equity	373365	100

(A) Information not received from the concerned Department

(B) No information received regarding number of shares

NO. 14 - Contd.

Amount invested upto the end of 2005-2006	Amount of dividend declared / Interest received and credited to Government during the year	Remarks
7	8	9
In thousand of Rupee:		
1,59		Under liquidation through Court since 12.2.1974
8,74		Defunct Company
4,50		Under liquidation
9,55,13 (A)		Accumulated loss is Rs. 9,80.97 lakh as on 31.3.2002
82,26,38 (A)		Accumulated loss is Rs. 59,95.04 lakh as on 31.3.2002
1,00		Under liquidation.
77,73,80 (A)		Accumulated loss is Rs. 5,35.14 lakh as on 31.3.2002
5,40,08 (A)		Accumulated profit is Rs.36.15 lakh as on 31.3.2002
3,96,63		Closed since 18.6.1998. Accumulated loss is Rs.2,46.42 lakh as on 31.3.1989
12,22 (A)		Defunct company. Accumulated profit is Rs.3.17 lakh as on 31.3.1982
3,73,36 (A)		Defunct since 1997-98. Accumulated loss is Rs.14,95.38 lakh as on 31.3.1999

(A) Department did not turn up for reconciliation of figure:

STATEMENT

Sl. No.	Name of the concern	Year(s) of Investment	Details of Investment		Face value of each share
			Type	Number of shares and percentage of Government investment to the total paid up capital	
1	2	3	4	5	6
Rs.					
GOVERNMENT COMPANIES - Contd.					
51.	Orissa State Seeds Corporation Limited.	To end of 1996-97 2005-2006	Preference and Equity	(A)	100
52.	Orissa State Cashew Development Corporation Limited	To end of 1995-96	Equity	13677	1,000
53.	Orissa State Police Housing and Welfare Corporation.	To end of 1989-90	Equity	100%	1,000
54.	Orissa Pisciculture Development Corporation Ltd.	To end of 2001-2002	Equity	519080 100% 576500 100%	100 100
55.	Orissa Tourism Development Corporation.	To end of 2000-2001	Equity	(A)	10
56.	Orissa State Civil Supplies Corporation Limited, Bhubaneswar	To end of 1990-91	Equity	97832 100%	1,000
57.	Orissa State Textile Corporation Ltd	To end of 1981-82 1994-95	Equity Ordinary	25000 427920	100 100
58.	Orissa State Electronics Development Corporation	To end of 1998-99	Equity	2002500	100
59.	Konark T.V. Limited, Bhubaneswar	To end of 1998-99	Equity	(A)	(A)
60.	Orissa Bridge and Constructor Corporation Limited	To end of 1994-95	Equity	500000 100%	100

(A) Information not received from the concerned Department

NO. 14 - Contd.

Amount investec upto the end of 2005-2006	Amount of dividenc declared / Interest received and credited to Government during the year	Remarks
7	8	9
In thousand of Rupee:		
2,21,72		Accumulated profit is Rs.7,26.24 lakh as on 31.3.200
-73 (C)		
1,36,77 (B)	15,51	Accumulated profit is Rs.7,04.24 lakh as on 31.3.200
8,31,14 (B)		Accumulated loss is Rs. 69.34 lakh as on 31.3.200
5,19,08 (B) 5,76,50		Orissa Fish Seed Development Corporation and Orissa Maritim & Chillika Area Development Corporation Ltd. Merged togethe to form Orissa Pisciculture Development Corporation Ltd w.e.f 15.10.1998.
8,66,94 (B)		Accumulated loss is Rs. 7,06.75 lakh as on 31.3.200
9,78,32		
25,00		Accumulated loss is Rs. 15,95.30 lakh as on 31.3.199
4,27,92		Orissa Textile Mills Corporation (Bhaskar Textile Mills) merged with OSTC Ltd
20,02,50 (A)		Accumulated loss is Rs. 2,30.31 lakh as on 31.3.200
6,56,07 (B)		Defunct since 1999-2000. Accumulated loss i Rs.6,03.52 lakh as on 31.3.1992
5,00,00		Accumulated loss is Rs. 8,93.77 lakh as on 31.3.200

(A) Correspondence pending with the concerned Department regarding difference of Rs. 1 lak

(B) Department did not turn up for reconciliation of figure:

(C) Reasons for minus investment not received from Governmer

STATEMENT

Sl. No.	Name of the concern	Year(s) of Investment	Details of Investment		Face value of each share
			Type	Number of shares and percentage of Government investment to the total paid up capital	
1	2	3	4	5	6
					Rs.
GOVERNMENT COMPANIES - Contd.					
61.	Orissa Textile Mills Limited, Chowdwar, Cuttack.	To end of 1999-2000	(A)	(A)	(A)
62.	Orissa Power Generation Corporation Limited	To end of 1996-97	Equity	4518000	1,000
63.	Regional Rural Banks	To end of 2004-2005 2005-2006	(A)	(A)	(A)
64.	Orissa State Trading and Export Development Corporation	To end of 1992-93	(A)	(A)	(A)
65.	Orissa Corporation for Development of Women.	To end of 2001-2002	(A)	(A)	(A)
66.	Orissa Co-operative Handicraft Corporation.	To end of 1993-94	(A)	(A)	(A)
67.	Orissa Co-operative Coir Corporation Limited	To end of 2000-2001	(A)	(A)	(A)
68.	Rural Godowns (Construction and Rehabilitation- IDA Assisted)	To end of 1993-94	(A)	(A)	(A)
69.	Orissa State Co-operative Housing Corporation.	To end of 1995-96	(A)	(A)	(A)
70.	Primary Land Development Bank	To end of 1992-93	(A)	(A)	(A)

(A) Information not received from the concerned Department

NO. 14 - Contd.

Amount investec upto the end of 2005-2006	Amount of dividenc declared / Interest received and credited to Government during the year	Remarks
7	8	9
In thousand of Rupee:		
4,05,21 (A)		Closed from 24.10.2000 and official Liquidator appointe on 14.3.2001. Accumulated loss is Rs.53,40.61 lakh as on 31.3.1998
4,51,80,00 (A)	60,00,26	Accumulated profit is Rs.8,43.09 lakh as on 31.3.200:
22,10,38		
6,00,01		
14,00		Defunct since inception
1,72,61		
24,50		
1,06,99		
4,18,75		
88,00		
44,00		

(A) Department did not turn up for reconciliation of figure:

STATEMENT

Sl. No.	Name of the concern	Year(s) of Investment	Details of Investment		Face value of each share
			Type	Number of shares and percentage of Government investment to the total paid up capital	
1	2	3	4	5	6
GOVERNMENT COMPANIES - Concl.					
71.	Weak Urban Banks	To end of 1996-97	(A)	(A)	(A)
72.	Orissa Rural Housing and Development Corporation Limited	To end of 2004-2005 2005-2006	(A)	(A)	(A)
73.	Orissa Hydro Power Corporation	To end of 2004-2005	Equity	200000 100%	1,000
74.	Grid Corporation	To end of 2004-2005	(A)	(A)	(A)
75.	Agricultural Promotion and Investment Corporation Limited	To end of 1998-99	(A)	(A)	(A)
76.	Implementation of economic Development scheme for minorities	To end of 1998-99	(A)	(A)	(A)
77.	Orissa State Beverage Corporation Limited.	To the end of 2002-2003	Equity	(A)	(A)
78.	Nilachal Ispat Nigam Limited and KMCL	2002-2003	(A)	(A)	(A)
Total - Government Companies				----- -----	
JOINT STOCK COMPANIES					
1.	Puri Electric Supply Company Limited, Puri.	1947-48 to 1949-50	Ordinary	5300 32.6%	10
2.	Kalinga Industries Limited, Jobra Cuttack.	1948-49	Preference Ordinary	2800 200 10%	100 100
3.	Orissa Cement Limited, Rajgangpur	1949-50 to 1950-51	Preference	40000 12.9%	100
4.	Mayurbhanj Glass Works Limited Bahalda Road, District Mayurbhanj.	1950-51	Preference	10000 20%	10

(A) Information not received from the concerned Department

NO. 14 - Contd.

Amount investec upto the end of 2005-2006	Amount of dividenc declared / Interest received and credited to Government during the year	Remarks
7	8	9
In thousand of Rupee:		
33,00		
42,16,00		Accumulated profit is Rs.2,44.70 lakh as on 31.3.200:
6,00,00		
39,00,00 (A)		Accumulated profit is Rs.2,44,73.44 lakh as on 31.3.200:
1,63,51,04 (A)		Accumulated loss is Rs.13,76,70.63 lakh as on 31.3.200:
1,20,00 (A)		
38,23		
1,00,00		Accumulated profit is Rs.1,40.91 lakh as on 31.3.200:
7,42,37 (A)		
11,33,43,74	1,20,15,77	
53		
3,00		
40,00		
1,00		

(A) Department did not turn up for reconciliation of figures.

STATEMENT

Sl. No.	Name of the concern	Year(s) of Investment	Details of Investment		Face value of each share
			Type	Number of shares and percentage of Government investment to the total paid up capital	
1	2	3	4	5	6
JOINT STOCK COMPANIES - Contd.					
5.	Orissa Cotton Mills Limited Bhagatpur.	1950-51 to 1961-62	Ordinary	5540 4.16%	10
6.	Gowhati Electric Supply Corporation Limited	1952-53	Ordinary	2450	Value of the share is not specified
7.	Hindustan Minerals and Quarries Limited, Calcutta.	1952-53	Ordinary	1000 44%	100
8.	Pioneer Limited, Lucknow	1952-53	Ordinary	100 1.55%	100
9.	Indian Chemical Products Limited Bahalda Road, District Mayurbhanj.	1962-63	Equity	7500 97%	100
10.	Tata Engineering and Locomotive Company Limited, Jamshedpur	1962-63	Equity	100	100
11.	Weaving Factory, Bolangir	1962-63	Equity	250	100
12.	Rajendra Paper Mills, Bolangir	1962-63	(A)	87%	Value of the share is not specified
13.	Orissa Ceramic Industries Limited Jharsuguda.	1959-60	Preference	1250 41.7%	100
14.	Utkal Equipment and Chemicals Limited, Cuttack	1969-70	Equity	3000 32.5%	100
15.	Orissa Paper Products Limited Bolangir.	1969-70	Preference	200 50%	200
16.	Orissa Oil Industries Limited, Sambalpur.	1970-71 to 1972-73	Preference	10000 34%	100

(A) Information not received from the concerned Department

NO. 14 - Contd.

Amount investec upto the end of 2005-2006	Amount of dividenc declared / Interest received and credited to Government during the year	Remarks
7	8	9
In thousand of Rupee:		
55		
32		
1,00		
10		
7,50		
10		
25		
3,88		
1,25		
3,00		
40		
10,00		

STATEMENT

Sl. No.	Name of the concern	Year(s) of Investment	Details of Investment		Face value of each share
			Type	Number of shares and percentage of Government investment to the total paid up capital	
1	2	3	4	5	6
Rs.					
JOINT STOCK COMPANIES - Concl.					
17.	Indo-East Extraction Limited Bhubaneswar.	1970-71 to 1972-73	Preference	3500 36%	100
18.	Orissa Fertilisers and Chemicals Limited, Cuttack	1968-69 to 1971-72	Preference	65000 29.5%	10
19.	Konark Rubber Industries, Cuttack	1970-71 to 1972-73	Equity	1640 34%	100
20.	East Coast Breweries and Distilleries Limited, Cuttack	1971-72 to 1976-77	Equity	328750	10
21.	Mamata Drinks Industries Limited, Rourkela	1971-72	Equity	2500	100
22.	Cifoods Limited, Cuttack	1972-73 and 1973-74	Equity	4000	100
23.	National Textile Corporation (West Bengal, Bihar, Assam and Orissa) Limited.	1975-76	Equity	6500	10
Total - Joint Stock Companies				----- -----	
CO-OPERATIVE SOCIETIES					
1.	Credit Co-operatives	To end of 2004-2005 2005-2006	Shares	(A)	(A)
2.	Housing Co-operatives	To end of 1997-98	Shares	(A)	(A)
3.	Labour Co-operatives	To end of 1996-97	Shares	(A)	(A)
4.	Farming Co-operatives	To end of 1993-94	Shares	(A)	(A)

(A) Information not received from the concerned Departments.

NO. 14 - Contd.

Amount investec upto the end of 2005-2006	Amount of dividenc declared / Interest received and credited to Government during the year	Remarks
7	8	9
In thousand of Rupee:		
3,50		
6,50		
1,64		
32,88		Shares sold to Shaw Wallace Company during 1994
2,50		Privatised since 19.9.1997.
4,00		
65		
----- 1,24,55 -----		
1,04,12,46		
13,97,69		
1,85,18		
12,01		
2,27		

STATEMENT

Sl. No.	Name of the concern	Year(s) of Investment	Details of Investment		Face value of each share
			Type	Number of shares and percentage of Government investment to the total paid up capital	
1	2	3	4	5	6
CO-OPERATIVE SOCIETIES - Contd.					
5.	The Orissa State Co-operative Oil Seeds Growers Federation Limited, Bhubaneswar	To end of 1996-97	Equity	(A)	(A)
6.	Cotton Growers'/Oil Seed Growers Co-operative Societies	To end of 2001-2002 2005-2006	Equity	(A)	(A)
7.	Warehousing and Marketing Co-operatives.	To end of 1998-99	Shares	(A)	(A)
8.	Processing Co-operatives	To end of 1992-93	Shares	(A)	(A)
9.	Dairy Co-operatives	To end of 1993-94	Shares	(A)	(A)
10.	Fishermen's Co-operatives	To end of 1996-97	Shares	(A)	(A)
11.	Co-operative Sugar Mills	To end of 1993-94	Shares	(A)	(A)
12.	Co-operative Spinning Mills	To end of 2003-2004	Shares	(A)	(A)
13.	Industrial Co-operatives	To end of 1996-97	Shares	(A)	(A)
14.	Consumer Co-operatives	To end of 2003-2004	Shares	(A)	(A)
15.	Co-operatives under Tribal Area Sub-plan.	To end of 2004-2005	Shares	(A)	(A)
				(A)	(A)

(A) Information not received from the concerned Departments.

NO. 14 - Contd.

Amount invested upto the end of 2005-2006	Amount of dividend declared / Interest received and credited to Government during the year	Remarks
7	8	9
In thousand of Rupees		
70,95		
15,31		
-30 (B)		
21,71,67		
1,14,43		
89,39		
2,14,04		
22,97,60		
34,25,38		
10,64,38		
7,78,33		
52,03,09		

(B) Reasons for minus investment not received from Government.

STATEMENT

Sl. No.	Name of the concern	Year(s) of Investment	Details of Investment		Face value of each share
			Type	Number of shares and percentage of Government investment to the total paid up capital	
1	2	3	4	5	6
CO-OPERATIVE SOCIETIES - Contd.					Rs.
16.	Other Co-operatives	To end of 1997-98	Shares	(A)	(A)
17.	Weavers Co-operatives	To end of 2003-2004	Shares	(A)	(A)
18.	Coir Co-operatives	To end of 2001-2002	Shares	(A)	(A)
19.	Salt Co-operatives	To end of 1996-97	Shares	(A)	(A)
20.	Press Co-operatives	To end of 1998-99	Shares	(A)	(A)
21.	Writers Co-operatives	To end of 1998-99	Shares	(A)	(A)
22.	Engineering Co-operatives	To end of 1996-97	Shares	(A)	(A)
23.	Bhubaneswar Co-operative Super Bazar Limited.	To end of 1998-99	Shares	(A)	(A)
24.	Handicraft Co-operatives	To end of 2003-2004	Shares	(A)	(A)
25.	Orissa State Co-operative Agriculture and Rural Development Bank	To end of 1996-97	Shares	(A)	(A)
26.	Orissa State Co-operative Bank	1993-94	Shares	(A)	(A)

(A) Information not received from the concerned Departments.

NO. 14 - Contd.

Amount investec upto the end of 2005-2006	Amount of dividenc declared / Interest received and credited to Government during the year	Remarks
7	8	9
In thousand of Rupee:		
41,07,00	43,25	
2,13,72		
22,13		
7,10		
8,98		
4,30		
5,54		
47,47		
48,53		
65,10		
5,00		

STATEMENT

Sl. No.	Name of the concern	Year(s) of Investment	Details of Investment		Face value of each share
			Type	Number of shares and percentage of Government investment to the total paid up capital	
1	2	3	4	5	6
CO-OPERATIVE SOCIETIES - Concl.					
27.	Orissa State Co-operative Land Development Bank	To end of 1996-97	Shares	(A)	(A)
28.	Cold Storage Plants	To end of 2004-2005 2005-2006	Shares	(A)	(A)
29.	University, College, School Store	To end of 2000-2001	Shares	(A)	(A)
30.	Mahila M.P.C.S.	To end of 2000-2001	Shares	(A)	(A)
31.	Orissa Urban Co-operative Banks	1995-96	Shares	(A)	(A)
32.	Orissa State Co-operative Urban Development Bank	1995-96	Shares	(A)	(A)
33.	Integrated Child Development Project (ICDP)	2005-06			
Total - Co-operative Societies				(A)	(A)
Grand Total			Share Capital	(A)	(A)

(A) Information not received from the concerned Department

NO. 14 - Concl.

Amount investec upto the end of 2005-2006	Amount of dividenc declared / Interest received and credited to Government during the year	Remarks
7	8	9
In thousand of Rupee:		
20,00		
2,82,00		
36,00		
1,85		
15,00		
2,00		
27,00		
36,05		
3,24,08,65	43,25	
16,37,09,24	1,20,59,02	

STATEMENT No. 15

**STATEMENT SHOWING CAPITAL AND OTHER EXPENDITURE
(OTHER THAN ON REVENUE ACCOUNT)
TO END OF 2005-2006 AND THE PRINCIPAL SOURCES
FROM WHICH FUNDS WERE PROVIDED FOR THAT EXPENDITURE**

Heads	On 1st April 2005	During the year	On 31st March 2006
1	2	3	4
CAPITAL AND OTHER EXPENDITURE		(In crores of rupees)	
<i>Capital Expenditure</i>			
A- General Services			
Public Works	3,11.02	31.30	3,42.32
Other General Services	98.88	21.37	1,20.26 (A)
B- Social Services			
Education, Sports, Art and Culture	2,37.98	2.28	2,40.26
Health and Family Welfare	2,57.44	16.38	2,73.82
Water Supply, Sanitation, Housing and Urban Development.	9,45.44	89.07	10,34.50 (A)
Information and Broadcasting	0.30	..	0.30
Welfare of Scheduled Castes, Scheduled Tribes and Other Backward Classes.	77.14	11.37	88.51
Social Welfare and Nutrition	8.84	..	8.84
Others	0.05	..	0.05
C- Economic Services			
Agriculture and Allied Activities	7,11.76	54.90	7,66.66
Rural Development	1.97	..	1.97
Irrigation and Flood Control	77,13.98	4,84.02	81,98.00
Energy	14,92.18	..	14,92.18
Industry and Minerals	4,60.50	-3.46	4,57.05 (A)
Transport	28,68.49	3,18.90	31,87.39
Communication	-0.08	..	-0.08
General Economic Services	96.77	11.93	1,08.69 (A)
Total - Capital Expenditure	1,52,82.66	10,38.06	1,63,20.72

(A) Difference of Rs. 0.01 crore is due to rounding.

STATEMENT No. 15-Contd.

Heads	On 1st April 2005	During the year	On 31st March 2006
1	2	3	4
	(In crores of rupees)		
CAPITAL AND OTHER EXPENDITURE - Concl'd.			
<i>Loans and Advances</i>			
Miscellaneous General Services	1.00	..	1.00
Education, Sports, Art and Culture	6.74	-0.22	6.51 (A)
Water Supply, Sanitation, Housing and Urban Development.	1,28.10	-1.01	1,27.09
Information and Broadcasting	0.54	..	0.54
Welfare of Scheduled Castes, Scheduled Tribes and Other Backward Classes.	11.25	..	11.25
Social Welfare and Nutrition	1.83	..	1.83
Other Social Services	0.48	..	0.48
Agriculture and Allied Activities	1,27.76	-5.06	1,22.70
Rural Development	0.91	-0.04	0.86 (A)
Irrigation and Flood Control	5.43	..	5.43
Energy	23,57.29	-1,38.49	22,18.80
Industry and Minerals	2,13.87	-40.64	1,73.24 (A)
Transport	16.39	0.03	16.43 (A)
General Economic Services	7.34	..	7.34
Loans to Government Servants, etc.	3,22.62	-1,20.10	2,02.52
Miscellaneous Loans	4,17.98	25.13	4,43.11
Total - Loans and Advances	36,19.53	-2,80.40	33,39.13
Total - Capital and Other Expenditure	1,89,02.19	7,57.66	1,96,59.85
Deduct- Miscellaneous Capital Receipts	6,98.12	..	6,98.12
Net - Capital and Other Expenditure	1,82,04.07	7,57.66	1,89,61.73 (a)

(A) Difference of Rs. 0.01 crore is due to rounding.

STATEMENT No. 15-Contd.

Heads	On 1st April 2005	During the year	On 31st March 2006
1	2	3	4
(In crores of rupees)			
PRINCIPAL SOURCES OF FUNDS			
Internal Debt of the State Government.	1,63,46.13	16,00.24	1,79,46.37
Loans and Advances from the Central Government.	93,26.61	-5,42.86	87,83.75
Small Savings, Provident Funds, etc.	83,80.80	13,48.15	97,28.95
Total - Outstanding Debt	3,40,53.54	24,05.53	3,64,59.07
Contingency Fund	28.78	80.80	1,09.58
Reserve Fund	12,62.63	8,71.90	21,34.53
Net balance under Deposits, Advances and Suspense, etc. other than those shown separately.	17,49.12	2,83.78	20,32.90
Remittances	-37.27	4.21	-33.06
Total - Debt and other Obligations	3,70,56.80	36,46.22	4,07,03.02
Deduct - Cash Balance	-2,12.87	265.63	52.76
Deduct - Investment	18,70.58	31,04.13	49,74.71
Net Provision of Funds	3,53,99.09	2,76.46	3,56,75.55 (b)

STATEMENT No. 15 - Concl'd.

Notes :- The difference of Rs. 1,67,13.82 crore between the Net Provision of Funds as at (b) exhibited in the statement and the net Capital and Other Expenditure as at (a) upto the end of 2005-2006 is exhibited below:-

(Amount in crores of rupees)

(i)	Net effect of Balance transferred to the state on 1st April, 1936	0.06
(ii)	Accumulated net Revenue deficit from 1936-37 to 2005-2006	-1,66,62.07
(iii)	Net amount of adjustment under "8680-Miscellaneous Government Account".	93.76
(iv)	Net Amount Adjusted under "7999-Appropriation to Contingency Fund"	-1,50.00
(v)	Pre-merger Balance of the Integrated states brought to the Government Account by correction of Opening Balance during 1951-52 to 1965-66 (Net).	-0.55
(vi)	Loans and advances by Government of India to Engineering Schools brought to Account by correction of Opening Balance during 1964-65 and 1965-66 after the Schools were taken over by the Government.	-0.09
(vii)	Capital Expenditure adjusted in excess of previous years and excluded during 1957-58 and 1966-67 and the amount not adjusted in previous years added during 1967-68.	- 0.19
(viii)	Loans advanced by the Government of India to private bodies for construction of hostel of Bhadrak College brought to account by correction of Opening Balances in 1974-75, consequent on transfer of the College under control of State Government.	- 0.01
(ix)	Capital expenditure dropped proforma in 1977-78 due to restructuring of the accounting classification.	1.83
(x)	Difference between Capital expenditure incurred on State Transport Company upto the 30th April 1974 i.e. prior to formation of Orissa State Transport Corporation from 1st May 1974 and the value of assets as per Revaluation Committee appointed by Government (Rs. 8,07.60lakhs - Rs. 3,34.00 lakhs).	4.74
(xi)	Balance of Festival Advance on 31st March 1987 dropped proforma vide Government of India, Ministry of Finance, Department of Expenditure O.M. No.6-250/S.P/1/88-M.F.C. G.A/O.M.G-249/11th April, 1986 M.F.C.G.A / F.A.	-1.30

Total

(-)1,67,13.82

SECTION B

DEBT, CONTINGENCY FUND AND PUBLIC ACCOUNT

STATEMENT No. 16

**DETAILED STATEMENT OF RECEIPTS, DISBURSEMENTS AND BALANCES UNDER
HEADS OF ACCOUNT RELATING TO DEBT, CONTINGENCY FUND AND PUBLIC ACCOUNT.**

Heads of Account	Opening Balance	Receipts	Disbursements	Closing Balance
1	2	3	4	5
PART-I-CONSOLIDATED FUND				
Receipt Heads (Revenue Account) (Statement No. 11).		1,40,84,71,49		(a)
Expenditure Heads (Revenue Account) (Statement No.12)			1,36,03,51,58	(a)
Expenditure Heads (Capital Account) (Statement No.12)			10,38,06,07	(a)
E-PUBLIC DEBT (b)				
6003- Internal Debt of the State Government.	Cr. 1,63,46,12,67	21,05,27,17	5,05,03,31	Cr. 1,79,46,36,53
6004- Loans and Advances from the Central Government.	Cr. 93,26,61,08	-10,30,62	5,32,55,24	Cr. 87,83,75,22
Total - E - Public Debt	Cr. <u>2,56,72,73,75</u>	<u>20,94,96,55</u>	<u>10,37,58,55</u>	Cr. <u>2,67,30,11,75</u>
F-LOANS AND ADVANCES (c)				
6075- Loans for Miscellaneous General Services	Dr. 1,00,00	Dr. 1,00,00
6202- Loans for Education, Sports,Art and Culture.	Dr. 6,73,49	22,07	..	Dr. 6,51,42
6215- Loans for Water Supply and Sanitation.	Dr. 3,77,48	10,61	..	Dr. 3,66,87
6216- Loans for Housing	Dr. 73,42,66	5,43,69	5,89,13	Dr. 73,88,10
6217- Loans for Urban Development	Dr. 50,89,63	1,35,61	..	Dr. 49,54,02
6220- Loans for information and Publicity.	Dr. 54,34	Dr. 54,34
6225- Loans for Welfare of Scheduled Castes, Scheduled Tribes and Other Backward Classes.	Dr. 11,24,87	Dr. 11,24,87
6235- Loans for Social Security and Welfare.	Dr. 1,83,48	Dr. 1,83,48

(a) Closed to Government Account (Vide note 3 below Statement No. 8)

(b) Details are given in Statement No. 17 and annexure to Statement No. 17.

(c) Details are given in Statement No. 18

STATEMENT No. 16 - Contd.

Heads of Account		Opening Balance	Receipts	Disbursements		Closing Balance
1		2	3	4		5
(In thousand of rupees)						
PART-I-CONSOLIDATED FUND - Contd.						
F-LOANS AND ADVANCES - Contd.						
6250- Loans for Other Social Services	Dr.	47,87	Dr.	47,87
6401- Loans for Crop Husbandry	Dr.	50,63,11	3,94,93	..	Dr.	46,68,18
6403- Loans for Animal Husbandry	Dr.	24,64	7,10		Dr.	17,54
6404- Loans for Dairy Development	Dr.	19,16	1		Dr.	19,15
6405- Loans for Fisheries	Dr.	8,10,43		200	Dr.	8,12,43
6406- Loans for Forestry and Wild life.	Dr.	6,31	Dr.	6,31
6408- Loans for Food, Storage and Warehousing.	Dr.	4,26,55	1,32,78		Dr.	2,93,77
6425- Loans for Co-operation	Dr.	63,12,83	1,75,97	2,02,95	Dr.	63,39,81
6435- Loans for Other Agricultural Programmes.	Dr.	1,13,31	47	..	Dr.	1,12,84
6515- Loans for Other Rural Development Programmes.	Dr.	90,21	3,78	..	Dr.	86,43
6702- Loans for Minor Irrigation	Dr.	2,41,44	1	..	Dr.	2,41,43
6705- Loans for Command Area Development.	Dr.	3,01,16	Dr.	3,01,16
6801- Loans for Power Projects	Dr.	23,57,29,15	1,48,33,00	9,83,50	Dr.	22,18,79,65
6851- Loans for Village and Small Industries.	Dr.	21,69,36	61,61	..	Dr.	21,07,75
6853- Loans for Non-Ferrous Mining and Metallurgical Industries.	Dr.	8,00,00	Dr.	8,00,00
6854- Loans for Cement and Non-Metallic Mineral Industries.	Dr.	39,80	Dr.	39,80
6859- Loans for Telecommunication and Electronic Industries	Dr.	7,80	Dr.	7,80
6860- Loans for Consumer Industries.	Dr.	80,86,87	3,18,83	..	Dr.	77,68,04
6885- Other Loans to Industries and Minerals.	Dr.	1,02,83,55	36,83,28	..	Dr.	66,00,27

STATEMENT No. 16 - Contd.

Heads of Account		Opening Balance	Receipts	Disbursements		Closing Balance
1		2	3	4		5
(In thousand of rupees)						
PART-I-CONSOLIDATED FUND - Concl.						
F-LOANS AND ADVANCES - Concl.						
7053- Loans for Civil Aviation	Dr.	3,50	Dr.	3,50
7055- Loans for Road Transport	Dr.	16,39,00	Dr.	16,39,00
7465- Loans for General Financial and Trading Institutions.	Dr.	7,33,98	Dr.	7,33,98
7610- Loans to Government Servants, etc.	Dr.	3,22,61,94	1,39,03,18	18,93,38	Dr.	2,02,52,14
7615- Miscellaneous Loans	Dr.	4,17,98,39	5,32,74	30,45,48	Dr.	4,43,11,13
Total - F - Loans and Advances	Dr.	<u>36,19,52,81</u>	<u>3,47,59,67</u>	<u>67,19,94</u>	Dr.	<u>33,39,13,08</u>
Total - Part-I - Consolidated Fund	Cr.	<u>2,20,53,20,94</u>	<u>1,65,27,27,71</u>	<u>1,57,46,36,14</u>	Cr.	<u>2,33,90,98,67</u> (a)

PART-II - CONTINGENCY FUND

8000- Contingency Fund

Appropriation from the Consolidated Fund.	Cr.	1,50,00,00	Cr.	1,50,00,00
2013- Council of Ministers	Dr.	1,10	Dr.	1,10
2015- Election	Dr.	6,97,25	6,97,25
2049- Interest Payments	Dr.	4,70,43	Dr.	4,70,43
2056- Jails	Dr.	4,54,45	Dr.	4,54,45
2059 Public Works	Dr.	68	Dr.	68
2070- Other Administrative Services	Dr.	5,31	Dr.	5,31
2202- General Education	Dr.	49,63,91	49,63,91
2215- Water Supply and Sanitation	Dr.	3,58	Dr.	3,58
2217- Urban Development	Dr.	84,02	Dr.	84,02
2220- Information and Publicity	Dr.	6,37	Dr.	6,37
2225- Welfare of Scheduled Castes, Scheduled Tribes and Other Backward Classes.	Dr.	67,50	Dr.	67,50
2235- Social Security and Welfare	Dr.	9,04,51	9,04,51

(a)- Differs by TRs. 5,56,86,16 owing to incorporation of transactions closed to Government Account
(Vide Note 3 below Statement No. 8)

STATEMENT No. 16 - Contd.

Heads of Account 1	Opening Balance 2	Receipts 3	Disbursements 4	Closing Balance 5
(In thousand of rupees)				
PART-II - CONTINGENCY FUND - Concl.				
8000- Contingency Fund - Concl.				
2245- Relief on account of Natural Calamities.	Dr.	12,25,36	4,54	.. Dr. 12,20,82
2401- Crop Husbandry	Dr.	14,36,21	13,33,00	.. Dr. 1,03,21
2402- Soil and Water Conservation	Dr.	22 Dr. 22
2406- Forestry and Wild Life	Dr.	18,35 Dr. 18,35
2506- Land Reforms	Dr.	1,22 Dr. 1,22
2515- Other Rural Development Programmes.	Dr.	30,26 Dr. 30,26
2702- Minor Irrigation	Dr.	4,03,76 Dr. 4,03,76
2801- Power	Dr.	9,46,88 Dr. 9,46,88
2851- Village and Small Scale Industries	Dr.	1,26,76	1,26,76
2885- Other Outlays on Industries and Minerals.	Dr.	1,49,65 Dr. 1,49,65
3054- Roads and Bridges	Dr.	50,94 Dr. 50,94
3454- Census, Survey and Statistics	Dr.	50,00	50,00
4701- Capital Outlay on Major and Medium Irrigation.	Dr.	20,00 Dr. 20,00
5054- Capital Outlay on Roads and Bridges.	Dr.	3,91 Dr. 3,91
Total - 8000- Contingency Fund	Cr.	28,77,37	80,79,97	.. Cr. 1,09,57,34
Total - Part-II - Contingency Fund	Cr.	28,77,37	80,79,97	.. Cr. 1,09,57,34

(a)

PART-III - PUBLIC ACCOUNT**I - SMALL SAVINGS, PROVIDENT FUNDS, etc.***(b) State Provident Funds*

8009- State Provident Funds	Cr.	83,78,44,00	27,39,04,99	13,91,16,37	Cr.	97,26,32,62
<i>Total - (b) State Provident Funds</i>	Cr.	83,78,44,00	27,39,04,99	13,91,16,37	Cr.	97,26,32,62

(a) The closing balance has not been reconciled by the State Government.

STATEMENT No. 16 - Contd.

Heads of Account 1	Opening Balance 2	Receipts 3	Disbursements 4	Closing Balance 5
(In thousand of rupees)				
PART-III - PUBLIC ACCOUNT - Concl.				
I - SMALL SAVINGS, PROVIDENT FUNDS, etc.- Concl.				
<i>(c) Other Accounts</i>				
8010- Trusts and Endowments	Cr. 2	Cr. 2
8011- Insurance and Pension Funds	Cr. 1,95,62	3,12,52	2,86,80	Cr. 2,21,34
8012- Special Deposits and Accounts	Cr. 1,63	Cr. 1,63
8013- Other Deposits and Accounts	Cr. 38,81	Cr. 38,81
<i>Total - (c) Other Accounts</i>	Cr. 2,36,08	3,12,52	2,86,80	Cr. 2,61,80
Total - I - SMALL SAVINGS, PROVIDENT FUNDS, etc.	Cr. 83,80,80,08	27,42,17,51	13,94,03,17	Cr. 97,28,94,42
J - RESERVE FUNDS				
(a) Reserve Funds bearing Interest				
8115- Depreciation / Renewal Reserve Funds				
103- Depreciation Reserve Funds- Government Commercial Departments and Undertakings.	Cr. 4,82,08	Cr. 4,82,08
Total - 8115	Cr. 4,82,08	Cr. 4,82,08
8121- General and Other Reserve Funds				
101- General and Other Reserve Funds of Government Commercial Departments / Undertakings.	Cr. 1,88	Cr. 1,88
122- Calamity Relief Fund	Cr. 49,15,94	52,23,17
Total - 8121	Cr. 49,17,82	52,23,17	..	Cr. 1,88
Total - (a) - Reserve Funds bearing Interest.	Cr. 53,99,90	52,23,17	..	Cr. 4,83,96

(a) Difference of Rs. 1,01,39,11 thousand is due to balance transferred proforma to new head 8235-General and Other Reserve Funds-111-Calamity Relief Fund.

STATEMENT No. 16 - Contd.

Heads of Account		Opening Balance	Receipts	Disbursements	Closing Balance
1		2	3	4	5
(In thousand of rupees)					
PART-III - PUBLIC ACCOUNT - Contd.					
J - RESERVE FUNDS - Concl.					
(b) Reserve funds not bearing interest					
8222- Sinking Funds					
01- Appropriation for reduction or avoidance of Debt.					
101- Sinking Funds	Cr.	9,89,71,87	6,60,07,24	96	Cr. 16,49,78,15
02- Sinking Fund Investment Account					
101- Sinking Fund Investment Account.	Dr.	9,85,00,00	..	6,60,00,00	Dr. 16,45,00,00
Total - 8222- Gross	Cr.	9,89,71,87	6,60,07,24	96	Cr. 16,49,78,15
Investment	Dr.	9,85,00,00	..	6,60,00,00	Dr. 16,45,00,00
8223- Famine Relief Fund					
101- Orissa Famine Relief Fund	Cr.	3,68,54	24,09	..	Cr. 3,92,63
Total - 8223	Cr.	3,68,54	24,09	..	Cr. 3,92,63
8229- Development and Welfare Funds					
101- Development Funds for Educational Purposes.	Cr.	1,67,34	72,82	1,20,00	Cr. 1,20,16
103- Development Funds for Agricultural Purposes.	Cr.	11,24	Cr. 11,24
109- Co-operative Development Funds.	Cr.	2,00	Cr. 2,00
123- Consumer Welfare Fund	Cr.	25,22	Cr. 25,22
Total - 8229	Cr.	2,05,80	72,82	1,20,00	Cr. 1,58,62
8235- General and Other Reserve Funds					
102- Zamindary Abolition Fund	Cr.	59,19	Cr. 59,19
103- Religious and Charitable Endowment Funds.	Cr.	1,51	Cr. 1,51
111- Calamity Relief Fund	3,01,55,00	2,31,71,74	Cr. 1,71,22,37
112- Calamity Relief Fund-Investment Account	3,01,53,58	Dr. 3,01,53,58
117- Guarantee Redemption Funds	Cr.	2,10,00,00	90,00,00	..	Cr. 3,00,00,00
120- Guarantee redemption fund Investment Account	Dr.	2,10,00,00	..	90,00,00	Dr. 3,00,00,00
200- Other Funds	Cr.	2,56,28	Cr. 2,56,28
Total - 8235 Gross	Cr.	2,13,16,98	3,91,55,00	2,31,71,74	Cr. 4,74,39,35
Investment	Dr.	2,10,00,00	..	3,91,53,58	Dr. 6,01,53,58
Total-(b)- Reserve Funds not bearing Interest Gross	Cr.	12,08,63,19	10,52,59,15	2,32,92,70	Cr. 21,29,68,75
Investment	Dr.	11,95,00,00	..	10,51,53,58	Dr. 22,46,53,58
Total - J - RESERVE FUNDS					
Gross	Cr.	12,62,63,09	11,04,82,32	2,32,92,70	Cr. 21,34,52,71
Investment	Dr.	11,95,00,00	..	10,51,53,58	Dr. 22,46,53,58

(a) Difference of Rs. 1,01,39,11 thousand is due to balance transferred proforma from 8121-General and Other Reserve Funds-122-Calamity Relief Fund

(b) The fact of investment made in excess of the available balance intimated to government in letter No.BK-I.S.-143 dt.24.8.2006. Total invested amount matured during April 2006 and May 2006.

(c) The difference of Rs. 6,48,78 thousand between the figures appearing under the major head 2245-05-Calamity Relief Fund and 8235-111-Calamity Relief Fund is due to refund of unspent balances by the DDOs.

STATEMENT No. 16 - Contd.

Heads of Account 1	Opening Balance 2	Receipts 3	Disbursements 4	Closing Balance 5
(In thousand of rupees)				
PART-III - PUBLIC ACCOUNT - Contd.				
K - DEPOSITS AND ADVANCES				
(a) Deposits bearing Interest				
8336- Civil Deposits				
800- Other Deposits	Cr. 66,66	..	13,33	Cr. 53,33
Total - 8336	Cr. 66,66	..	13,33	Cr. 53,33
8342- Other Deposits				
103- Deposits of Government Companies, Corporations, etc.	Cr. 18,11,88	Cr. 18,11,88
Total - 8342	Cr. 18,11,88	Cr. 18,11,88
Total - (a) - Deposits bearing Interest.	Cr. 18,78,54	..	13,33	Cr. 18,65,21
(b) Deposits not bearing Interest				
8443- Civil Deposits				
101- Revenue Deposits	Cr. 53,73,71	8,55,17	13,01,22	Cr. 49,27,66
103- Security Deposits	Cr. 2,48,45	75,47	1,96	Cr. 3,21,96
104- Civil Courts Deposits	Cr. 14,24,91	8,15,55	2,23,29	Cr. 20,17,17
105- Criminal Courts Deposits	Cr. 7,58,32	1,50,11	35,44	Cr. 8,72,99
106- Personal Deposits	Cr. 3,27,13,18	7,93,81,31	7,97,39,66	Cr. 3,23,54,83
107- Trust Interest Funds	Cr. 13,90	16,47	11,83	Cr. 18,54
108- Public Works Deposits	Cr. 4,29,54,90	3,90,91,23	3,42,62,70	Cr. 4,77,83,43
109- Forest Deposits	Cr. 55,61,09	1,80,64,53	3,12,56	Cr. 2,33,13,06
110- Deposits of Police Funds	Cr. 18,40	Cr. 18,40
111- Other Departmental Deposits	Cr. 10,66,53	7,20,54	2,39,15	Cr. 15,47,92
112- Deposits for purchases etc. in India .	Cr. 34,84	Cr. 34,84
115- Deposit received by Govt. undertaking	Cr. 1	Cr. 1
116- Deposits under various Central and State Acts.	Cr. 1,26,93	76	..	Cr. 1,27,69
117- Deposits for Work done for Public bodies or Private Individuals	Cr. 8,28,21	2,25	..	Cr. 8,30,46

STATEMENT No. 16 - Contd.

Heads of Account		Opening Balance	Receipts	Disbursements	Closing Balance
1		2	3	4	5
(In thousand of rupees)					
PART-III - PUBLIC ACCOUNT - Contd.					
K - DEPOSITS AND ADVANCES - Contd.					
(b) Deposits not bearing Interest - Concl'd.					
8443- Civil Deposits - Concl'd.					
118- Deposits of Fees received by Government Servants for Work done for Private bodies.	Cr.	5,31 Cr.	5,31
121- Deposits in connection with Elections.	Cr.	4,05	73	.. Cr.	4,78
123- Deposits of Educational Institutions.	Cr.	18,50,30	8,17,85	6,32,14 Cr.	20,36,01
124- Unclaimed Deposits in the General Provident Funds.	Cr.	24 Cr.	24
126- Unclaimed deposits in other Provident Funds.	Cr.	30 Cr.	30
800- Other Deposits	Cr.	6,39,98,44	54,08,65	1,47,70,98 Cr.	5,46,36,11
Total - 8443	Cr.	15,69,82,02	14,54,00,62	13,15,30,93 Cr.	17,08,51,71
8448- Deposits of Local Funds					
102- Municipal Funds	Cr.	57,30,28	2,02,85,49	2,04,45,63 Cr.	55,70,14
103- Cantonment Funds		..	2	.. Cr.	2
104- Funds of Insurance Association of India.	Cr.	4,05,06	1,10,60,00	1,10,53,77 Cr.	4,11,29
105- State Transport Corporation Fund	Cr.	10,27 Cr.	10,27
107- State Electricity Boards Working Funds.	Cr.	3,89,62 Cr.	3,89,62
109- Panchayat Bodies Funds	Cr.	1,09,85,35	83,38,46	71,57,28 Cr.	1,21,66,53
110- Education Funds	Cr.	74,27 Cr.	74,27
111- Medical and Charitable Funds	Cr.	43,33	26,06	15,05 Cr.	54,34
112- Port and Marine Funds	Cr.	16 Cr.	16
120- Other Funds	Cr.	1,28,20	..	1,25 Cr.	1,26,95
Total - 8448	Cr.	1,77,66,54	3,97,10,03	3,86,72,98 Cr.	1,88,03,59
8449- Other Deposits					
103- Subventions from Central Road Fund.	Cr.	30,19 Cr.	30,19
105- Deposits of Market Loans		..	5,06,12,70	5,06,12,70	
120- Miscellaneous Deposits	Cr.	2,05,43,19 Cr.	2,05,43,19
Total - 8449	Cr.	2,05,73,38	5,06,12,70	5,06,12,70 Cr.	2,05,73,38
Total - (b) - Deposits not bearing Interest.	Cr.	19,53,21,94	23,57,23,35	22,08,16,61 Cr.	21,02,28,68

STATEMENT No. 16 - Contd.

Heads of Account		Opening Balance	Receipts	Disbursements		Closing Balance
1		2	3	4		5
(In thousand of rupees)						
PART-III - PUBLIC ACCOUNT - Contd.						
K - DEPOSITS AND ADVANCES - Concl'd.						
(c) Advances						
8550- Civil Advances						
101- Forest Advances	Dr.	77,55	40,09,06	40,10,84	Dr.	79,33
102- Revenue Advances	Dr.	2,29	Dr.	2,29
103- Other Departmental Advances	Dr.	60,86	Dr.	60,86
104- Other Advances	Dr.	7,06,72	10	6,04	Dr.	7,12,66
Total - 8550	Dr.	8,47,42	40,09,16	40,16,88	Dr.	8,55,14
Total - (c) - Advances	Dr.	8,47,42	40,09,16	40,16,88	Dr.	8,55,14
Total - K - DEPOSITS AND ADVANCES.	Cr.	19,63,53,06	23,97,32,51	22,48,46,82	Cr.	21,12,38,75

L - SUSPENSE AND MISCELLANEOUS**(b) Suspense**

8658- Suspense Accounts

101- Pay and Accounts office Suspense.	Dr.	20,38,35	-5,47	4,98	Dr.	20,48,80
102- Suspense Account (Civil)	Dr.	37,46,87	57,03	3,02,82	Dr.	39,92,66
106- Telecommunication Accounts Office Suspense.	Dr.	4	..	-4		..
107- Cash Settlement Suspense Account.	Dr.	4,29,62	Dr.	4,29,62
109- Reserve Bank Suspense-HeadquarteTRs.	Dr.	9,33	1,25	10,64	Dr.	18,72
110- Reserve Bank Suspense-Central Accounts Office.	Dr.	1,89,04,01	-75,83,92	-2,08,34,19	Dr.	56,53,74
111- Departmental Adjusting Account.	Cr.	3,21,86	..	7	Cr.	3,21,79
112- Tax deducted at source-(T.D.S.) Suspense.	Cr.	15,07,28	1,34,97	67,18	Cr.	15,75,07
113- Provident Fund Suspense	Dr.	10,14	4	68	Dr.	10,78
117- Transactions on behalf of the Reserve Bank.	Dr.	18,72	..	18	Dr.	18,90
120- Additional Dearness Allowance Deposit Suspense Account(Old)	Dr.	2	Dr.	2

STATEMENT No. 16 - Contd.

Heads of Account		Opening Balance	Receipts	Disbursements		Closing Balance
1		2	3	4		5
(In thousand of rupees)						
PART-III - PUBLIC ACCOUNT - Contd.						
L - SUSPENSE AND MISCELLANEOUS - Contd.						
(b) Suspense - Concltd.						
121- Additional Dearness Allowance Deposit Suspense Account (New).	Cr.	1	Cr.	1
123- A. I. S. Officers Group Insurance Scheme.	Cr.	15,02	4,82	4,58	Cr.	15,26
126- Broadcasting Receiver Licence Fee Suspense.	Cr.	64	Cr.	64
129- Material Purchase Settlement Suspense Account.	Cr.	42,64,53	13,38	22,99	Cr.	42,54,92
Total - 8658	Dr.	1,90,47,76	-73,77,90	-2,04,20,11	Dr.	60,05,55
Total - (b) - Suspense	Dr.	1,90,47,76	-73,77,90	-2,04,20,11	Dr.	60,05,55
(c) Other Accounts						
8670- Cheques and Bills						
103- Departmental Cheques	Cr.	17,35	..	7,20	Cr.	10,15
Total - 8670	Cr.	17,35	..	7,20	Cr.	10,15
8671- Departmental Balances						
101- Civil	Dr.	23,30,71	24,43,87	19,88,84	Dr.	18,75,68
Total - 8671	Dr.	23,30,71	24,43,87	19,88,84	Dr.	18,75,68
8672- Permanent Cash Imprest						
101- Civil	Dr.	30,02	..	26	Dr.	30,28
Total - 8672	Dr.	30,02	..	26	Dr.	30,28
8673- Cash Balance Investment Account						
101- Cash Balance Investment Account.	Dr.	6,75,58,30	3,10,71,47,78	3,31,24,06,32	Dr.	27,28,16,84
Total - 8673	Dr.	6,75,58,30	3,10,71,47,78	3,31,24,06,32	Dr.	27,28,16,84
8674- Security Deposits made by Government.						
101- Security Deposits made by Government.	Dr.	50,42	2,44	..	Dr.	47,98
Total - 8674	Dr.	50,42	2,44	..	Dr.	47,98
Total - (c) - Other Accounts	Dr.	6,99,52,10	3,10,95,94,09	3,31,44,02,62	Dr.	27,47,60,63

STATEMENT No. 16 - Contd.

Heads of Account 1	Opening Balance 2	Receipts 3	Disbursements 4	Closing Balance 5
(In thousand of rupees)				
PART-III - PUBLIC ACCOUNT - Contd.				
L - SUSPENSE AND MISCELLANEOUS - Concl'd.				
(d) Accounts with Governments of Foreign Countries.				
8679- Accounts with Governments of other Countries.				
105- Pakistan	Dr. 12	Dr. 12
Total - 8679	Dr. 12	Dr. 12
Total - (d) - Accounts with Governments of Foreign Countries.	Dr. 12	Dr. 12
Total - L - SUSPENSE AND MISCELLANEOUS	Dr. 8,89,99,98	3,10,22,16,19	3,29,39,82,51	Dr. 28,07,66,30
Total - Reserve Funds, Deposits, Advances, Suspense and Miscellaneous (J+K+L)	Cr. 11,41,16,17	3,45,24,31,02	3,64,72,75,61	Dr. 8,07,28,42
M - REMITTANCES				
(a) Money orders and other Remittances				
8782- Cash Remittances and Adjustments between Officers rendering Accounts to the same Accounts Officer.				
101- Cash Remittances between Treasuries and Currency Chests.	Dr. 2,28,96	24,13,33	23,17,00	Dr. 1,32,63
102- Public Works Remittances	Dr. 52,55,83	20,15,23,47	20,14,49,21	Dr. 51,81,57
103- Forest Remittances	Cr. 18,00,45	2,96,55,70	2,93,89,48	Cr. 20,66,67
105- Reserve Bank of India Remittances.	Dr. 49	Dr. 49
Total - 8782	Dr. 36,84,83	23,35,92,50	23,31,55,69	Dr. 32,48,02
Total - (a) - Money Orders, etc.	Dr. 36,84,83	23,35,92,50	23,31,55,69	Dr. 32,48,02

STATEMENT No. 16 - Contd.

Heads of Account		Opening Balance	Receipts	Disbursements	Closing Balance
1		2	3	4	5
(In thousand of rupees)					
PART-III - PUBLIC ACCOUNT - Concl'd.					
M - REMITTANCES - Concl'd.					
(b) Inter Government Adjustment Account.					
8786- Adjusting Account between Central and State Governments.	Dr.	24	Dr. 24
Total-8786	Dr.	24	Dr. 24
8793- Inter State Suspense Account					
101- Accountant General (A&E) Andhra Pradesh	Dr.	75	31	10	Dr. 54
102- Accountant General (A&E) Assam	Dr.	33	..	3	Dr. 36
103- Accountant General (A&E) Bihar	Dr.	2,00	..	35	Dr. 2,35
104- Accountant General (A&E) Gujrat	Dr.	2	..	63	Dr. 65
105- Accountant General (A&E) Haryana	Dr.	27	..	29	Dr. 56
106- Accountant General (A&E) Kerala	Cr.	6	59	7	Cr. 58
107- Accountant General (A&E) Madhya Pradesh	Dr.	39	..	4	Dr. 43
108- Accountant General (A&E) Tamilnadu	Dr.	1,02	..	-48	Dr. 54
109- Accountant General (A&E) Maharastra	Dr.	8	2	80	Dr. 86
111- Accountant General (A&E) Nagaland	Dr.	1,69	..	5,38	Dr. 7,07
113- Accountant General (A&E) Punjab	Dr.	21	..	7	Dr. 28
115- Accountant General (A&E) Uttar Pradesh	Dr.	3	..	62	Dr. 65
116- Accountant General (A&E) West Bengal	Dr.	35,78	-9	7,17	Dr. 43,04
117- Accountant General (A&E) Meghalaya	Dr.	2	..	4	Dr. 6
119- Accountant General (A&E) Manipur	Dr.	8	..	-2	Dr. 6
120- Accountant General (A&E) Tripura	Dr.	9	..	-4	Dr. 5
121- Accountant General (A&E) Mizoram	Dr.	4	..	2	Dr. 6

STATEMENT No. 16 - Concl'd.

Heads of Account	Opening Balance	Receipts	Disbursements	Closing Balance
1	2	3	4	5
(In thousand of rupees)				
PART-III - PUBLIC ACCOUNT - Concl'd.				
M - REMITTANCES - Concl'd.				
(b) Inter Government Adjustment Account.				
122- Accountant General (A&E) Arunachal Pradesh	Dr. 4	..	10	Dr. 14
124- Accountant General (A&E) Chhatisgarh	Cr. 95	-1,04	19	Dr. 28
125- Accountant General (A&E) Jharkhand	Dr. 49	..	-4	Dr. 45
Total-8793	Dr. 42,32	-21	15,32	Dr. 57,85
Total - (b) - Inter Government Adjustment Account.	Dr. 42,56	-21	15,32	Dr. 58,09
Total - M - REMITTANCES	Dr. 37,27,39	23,35,92,29	23,31,71,01	Dr. 33,06,11
Total - Part-III - PUBLIC ACCOUNT	Cr. 94,84,68,86	3,96,02,40,82	4,01,98,49,79	Cr. 88,88,59,89
Total-Receipts/Disbursements under Parts I, II and III.	Cr. 3,15,66,67,17	5,62,10,48,50	5,59,44,85,93	Cr. 3,23,89,15,90 (a)
N - CASH BALANCE				
8999- Cash Balance				
Cash in Treasuries	3,68,57			2,75,54
Deposits with Reserve Bank	-2,16,55,34			50,00,26
Total	-2,12,86,77			52,75,80
Total - N - CASH BALANCE	-2,12,86,77			52,75,80
GRAND TOTAL	5,59,97,61,73			5,59,97,61,73

(a) Differs by Rs. 5,56,86,16 thousand owing to incorporation of transactions closed to Govt. Account
(Vide note 3 below Statement No. 8)

There was a difference of Rs.15,27.61 lakh (Net Credit) between the figures reflected in the Accounts Rs. 50,00.26 lakh (Net Debit) and that intimated by the Reserve Bank of India Rs. 65,27.87 lakh (Net Credit) relating to deposits with Reserve Bank included in the Cash Balance. After reconciliation and adjustment the difference to the extent of Rs. 22.59 lakh (Net Dr.) remains to be reconciled (June-2006).

STATEMENT No. 17

DETAILED STATEMENT OF DEBT AND OTHER INTEREST BEARING
OBLIGATIONS OF GOVERNMENT

Description of Debt	Balance on 1st April 2005	Additions during the year	Discharges during the year	Balance on 31st March 2006
1	2	3	4	5
(In thousand of rupees)				
E - PUBLIC DEBT				
6003- Internal Debt of the State Government				
101- Market Loans-				
(a) Market Loans bearing interest	95,80,88,60	5,06,12,70	4,00,66,45	96,86,29,30 (A)
(b) Market Loans not bearing interest	16,10,77	..	2,32,30	13,84,02 (B)
103- Loans from Life Insurance Corporation of India.	28,05,20	..	3,30,64	24,74,56
104- Loans from General Insurance Corporation of India.	50,22,95	..	4,39,91	45,83,04
105- Loans from National Bank for Agriculture and Rural Development.	3,03,87,24	1,84,41,42	8,30,66	4,79,98,00
106- Compensation and Other Bonds	11,03,15,58	11,03,15,58
107- Loans from State Bank of India	1	1
108- Loans from National Co-operative Development Corporation (NCDC).	12,50,60	..	4,30,91	8,19,69
109- Loans from Other Institutions	8,20,33,07	..	62,47,09	7,57,85,98
111- Special securities issued to National Small Savings Fund of Central Govt.	44,30,98,65	14,14,73,05	19,25,35	58,26,46,35
Total - 6003	1,63,46,12,67	21,05,27,17	5,05,03,31	1,79,46,36,53
6004- Loans and Advances from the Central Government.				
01- Non-Plan Loans				
101- Loans to cover gap in resources	7,09,26,66	..	1,84,53,34	5,24,73,32
102- Share of Small Savings Collection	99,55,11	..	10,12,72	89,42,39
201- House Building Advances to officers of All India Services.	2,15,96	81,78	37,59	2,60,15
800- Other Loans-				
Education, Art and Culture	1,19,63	1,19,63
Police- Modernisation of Police Force	43,20,71	..	3,45,51	39,75,20
Rehabilitation of Dandakaranya Development Scheme.	10,40	10,40
Total - 800	44,50,74	..	3,45,51	41,05,23
Total - 01	8,55,48,47	81,78	1,98,49,16	6,57,81,09

(A) Difference of Rs. 5,55 thousand is due to amount transferred Proforma to market loans not bearing interest.

(B) Difference of Rs. 5,55 thousand is due to reasons stated at Note (A) above.

STATEMENT No. 17 - Contd.

Description of Debt	Balance on 1st April 2005	Additions during the year	Discharges during the year	Balance on 31st March 2006
1	2	3	4	5
(In thousand of rupees)				
E - PUBLIC DEBT - Contd.				
6004- Loans and Advances from the Central Government - Contd.				
<i>02- Loans for State/Union Territory Plan Schemes.</i>				
101- Block Loans	80,39,08,22	-15,88,40	1,96,66,51	78,26,53,31
		(a)		
<i>Total - 02</i>	80,39,08,22	-15,88,40	1,96,66,51	78,26,53,31
		(a)		
<i>03- Loans for Central Plan Schemes</i>				
800- Other Loans-				
Social Security and Welfare-				
Dandakaranya Rehabilitation Special Scheme for Scheduled Castes / Scheduled Tribes.	12,42	12,42
Co-operation	17,64	..	1,09	16,55
Irrigation, Navigation, Drainage and Flood Control Projects.	3,28,69	..	53,36	2,75,33
Soil Conservation-Strengthening of Land Use Board.	5,71	..	56	5,15
Accelerated Irrigation Benefit Programme.	33,91,51	..	2,82,62	31,08,89
<i>Total - 800</i>	37,55,97	..	3,37,63	34,18,34
<i>Total - 03</i>	37,55,97	..	3,37,63	34,18,34
<i>04- Loans for Centrally Sponsored Plan Schemes</i>				
800- Other Loans-				
Urban Development	6,24,77	..	52,84	5,71,93
Co-operation	45,96	..	18,19	27,77
Minor Irrigation, Soil Conservation and Area Development.	20,14,54	..	2,02,60	18,11,94
Village and Small Industries	20,87	..	7,11	13,76

(a) Minus credit is due to Recovery of Additional Central Assistance for externally Aided Projects vide Govt. of India, Ministry of Finance, Department of Expenditure Sanction No. 54 (1) PF I/2005-215 Dt. 27.3.2006

STATEMENT No. 17 - Contd.

Description of Debt	Balance on 1st April 2005	Additions during the year	Discharges during the year	Balance on 31st March 2006
1	2	3	4	5
(In thousand of rupees)				
E - PUBLIC DEBT - Concl.				
6004- Loans and Advances from the Central Government - Concl.				
04- Loans for Centrally Sponsored Plan Schemes - Concl.				
800- Other Loans - Concl.				
Ports, Light Houses and Shipping	9,22	..	1,45	7,77
Roads and Bridges	7,82,71	..	53,05	7,29,66
Power Projects	24,29,67	..	3,38,34	20,91,33
Irrigation, Navigation, Drainage and Flood Control Projects.				
Agriculture (C.A.D.A. and Crop Husbandry Stabilisation Fund).	17,58,80	4,76,00	47,33	21,87,47
Civil Supply Scheme	47,58 ..		32,36	15,22
Welfare of Tribals (Oil seeds for Tribal Areas).	22,06	..	1,91	20,15
Total - 800	77,56,18	4,76,00	7,55,18	74,77,00
Total - 04	77,56,18	4,76,00	7,55,18	74,77,00
06- Ways & Means Advances				
800- Other Ways & Means Advances	99,03,00	..	99,03,00	..
Total - 06	99,03,00	..	99,03,00	..
07- Pre-1984-85 Loans				
101- Rehabilitation of Displaced Persons, Repatriates, etc.	37,85	37,85
102- National Loan Scholarship Scheme.	2,35,48	2,35,48
104- Consolidated Loans to Orissa for Hirakud Project, Stage-I.	56,49,64	..	1,62,00	54,87,64
105- Small Savings Loans	7,23,52	..	3,19,36	4,04,16
107- Pre-1979-80 Consolidated Loans reconsolidated into 25 year and 30 year loans.	1,51,24,43	..	22,62,40	1,28,62,03
109- Rehabilitation of Goldsmiths	18,32	18,32
Total - 07	2,17,89,24	..	27,43,76	1,90,45,48
Total - 6004	93,26,61,08	-10,30,62 (a)	5,32,55,24	87,83,75,22
Total - E - PUBLIC DEBT	2,56,72,73,75	20,94,96,55	10,37,58,55	2,67,30,11,75

(a) Please refer note (a) at Page 237

STATEMENT No. 17 - Concl'd.

Description of Debt	Balance on 1st April 2005	Additions during the year	Discharges during the year	Balance on 31st March 2006
1	2	3	4	5
(In thousand of rupees)				
I - SMALL SAVINGS, PROVIDENT FUNDS, ETC.				
<i>(b) State Provident Funds</i>				
8009- State Provident Funds				
<i>01- Civil</i>				
101- General Provident Fund	52,45,58,68	12,15,39,36	9,03,67,61	55,57,30,43
102- Contributory Provident Fund	7,21,32	3,60	15,74	7,09,18
103- I.C.S. Provident Fund	8	8
104- All India Services Provident Fund	76,93,45	4,62,81	12,34	81,43,92
<i>Total - 01</i>	<u>53,29,73,53</u>	<u>12,20,05,77</u>	<u>9,03,95,69</u>	<u>56,45,83,61</u>
<i>60- Other Provident Funds</i>				
103- Other Miscellaneous Provident Funds				
Provident Fund of Employees of Aided Educational Institutions	30,48,70,47	15,18,99,22	4,87,20,69	40,80,49,00
Total - 8009	<u>83,78,44,00</u>	<u>27,39,04,99</u>	<u>13,91,16,37</u>	<u>97,26,32,62</u>
Total - (b) - State Provident Funds	<u>83,78,44,00</u>	<u>27,39,04,99</u>	<u>13,91,16,37</u>	<u>97,26,32,62</u>
<i>(c) Other Accounts</i>				
8010- Trusts and Endowments				
105- Other Trusts	2	2
Total - 8010	<u>2</u>	<u>..</u>	<u>..</u>	<u>2</u>
8011- Insurance and Pension Funds				
105- State Govt. Insurance Fund	6	6
106- Other Insurance and Pension Funds	1,95,56	3,12,52	2,86,80	2,21,28
Total - 8011	<u>1,95,62</u>	<u>3,12,52</u>	<u>2,86,80</u>	<u>2,21,34</u>
8012- Special Deposits and Accounts				
123- Special Deposit for Employees Provident Fund Scheme.	1,63	1,63
Total - 8012	<u>1,63</u>	<u>..</u>	<u>..</u>	<u>1,63</u>
8013- Other Deposits and Accounts				
<i>01- Deposit Schemes for Retiring Employees</i>				
101- Deposit Scheme for retiring Government employees.	38,81	38,81
<i>Total - 01</i>	<u>38,81</u>	<u>..</u>	<u>..</u>	<u>38,81</u>
Total - 8013	<u>38,81</u>	<u>..</u>	<u>..</u>	<u>38,81</u>
Total - (c) - Other Accounts	<u>2,36,08</u>	<u>3,12,52</u>	<u>2,86,80</u>	<u>2,61,80</u>
Total - I - Small Savings, Provident Funds, etc.	<u>83,80,80,08</u>	<u>27,42,17,51</u>	<u>13,94,03,17</u>	<u>97,28,94,42</u>

ANNEXURE TO STATEMENT No. 17

SUBSIDIARY STATEMENT OF LOANS IN SUPPORT OF STATEMENT No. 17

Particulars of Loans	When raised	Opening Balance as on 1st April 2005	Additions during the year	Discharges during the year	Closing Balance as on 31st March 2006
1	2	3	4	5	6
(In thousand of rupees)					
E - PUBLIC DEBT					
6003- Internal Debt of the State Government					
101- Market Loans					
<i>(a) Market Loans bearing interest</i>					
11.5 percent Orissa Government Loan, 2008.	1988-89	1,34,02,53	1,34,02,53
11.5 percent Orissa Government Loan, 2009.	1989-90	1,42,45,28	1,42,45,28
11.5 percent Orissa Government Loan, 2010.	1990-91	1,43,52,31	1,43,52,31
11.5 percent Orissa Government Loan, 2011.	1991-92	92,42,00	92,42,00
12 percent Orissa Government Loan, 2011.	1991-92	1,54,27,05	1,54,27,05
12.5 percent Orissa Government Loan, 2007.	1991-92	15,00,00	15,00,00
13 percent Orissa Government Loan, 2007.	1992-93	2,71,62,11	2,71,62,11
14 percent Orissa Government Loan, 2005.	1995-96	4,00,72,00	..	4,00,66,45	(a)
13.85 percent Orissa Government Loan, 2006	1996-97	3,05,00,00	3,05,00,00
13.75 percent Orissa Government Loan, 2007.	1996-97	73,48,22	73,48,22
13.05 percent Orissa Government Loan, 2007.	1996-97	3,60,00,00	3,60,00,00
12.30 percent Orissa Government Loan, 2007.	1997-98	86,05,24	86,05,24
12.15 percent Orissa Government Loan, 2008.	1998-99	2,16,42,00	2,16,42,00
12.50 percent Orissa Government Loan, 2008.	1998-99	3,48,58,02	3,48,58,02
12.25 percent Orissa Government Loan, 2009	1999-2000	3,00,00,00	3,00,00,00
11.85 percent Orissa Government Loan, 2009	1999-2000	3,01,40,00	3,01,40,00
11 percent Orissa Government Loan, 2010	1999-2000	1,00,00,17	1,00,00,17
10.52 percent Orissa Government Loan, 2010	2000-2001	1,76,51,00	1,76,51,00

(a) Rs. 5,55 thousand transferred to market loans not bearing interest.

ANNEXURE TO STATEMENT No. 17 Contd.

Particulars of Loans	When raised	Opening Balance as on 1st April 2005	Additions during the year	Discharges during the year	Closing Balance as on 31st March 2006
1	2	3	4	5	6

(In thousand of rupees)

E - PUBLIC DEBT - Contd.

6003- Internal Debt of the State Government - Contd.

101-Market Loans - Contd.

(a) Market Loans bearing interest - Contd.

12 percent Orissa Government Loan, 2010	2000-2001	1,94,20,10	1,94,20,10
10.82 percent Orissa Government Loan, 2011	2000-2001	1,44,00,00	1,44,00,00
10.50 percent Orissa Government Loan, 2011	2000-2001	1,75,00,00	1,75,00,00
9.45 percent Orissa Government Loan, 2011	2001-2002	3,00,00,00	3,00,00,00
10.35 percent Orissa Government Loan, 2011	2001-2002	1,70,00,60	1,70,00,60
8.30 percent Orissa State Government Development Loan, 2012	2001-2002	2,07,24,00	2,07,24,00
8 percent Orissa State Government Development Loan, 2012	2001-2002	1,61,07,00	1,61,07,00
6.75 percent Orissa State Government Development Loan, 2013	2002-2003	3,33,96,00	3,33,96,00
6.8 percent Orissa State Government Development Loan, 2012	2002-2003	1,86,80,60	1,86,80,60
7.8 percent Orissa State Government Development Loan, 2012	2002-2003	1,54,03,00	1,54,03,00
6.95 percent Orissa State Government Development Loan, 2013	2002-2003	3,53,02,00	3,53,02,00
7.8 percent Orissa State Government Development Loan, 2012	2002-2003	2,80,23,04	2,80,23,04
6.40 percent Orissa State Government Development Loan, 2013	2003-2004	3,39,28,00	3,39,28,00
6.35 percent Orissa State Government Development Loan, 2013	2003-2004	1,92,50,00	1,92,50,00
6.20 percent Orissa State Government Development Loan, 2015	2003-2004	2,20,00,00	2,20,00,00
6.20 percent Orissa State Government Development Loan, 2015	2003-2004	2,20,03,13	2,20,03,13
5.85 percent Orissa State Government Development Loan, 2015	2003-2004	1,83,39,00	1,83,39,00

ANNEXURE TO STATEMENT No. 17 Contd.

Particulars of Loans	When raised	Opening Balance as on 1st April 2005	Additions during the year	Discharges during the year	Closing Balance as on 31st March 2006
1	2	3	4	5	6
(In thousand of rupees)					
E - PUBLIC DEBT - Contd.					
6003- Internal Debt of the State Government - Contd.					
101-Market Loans - Contd.					
<i>(a) Market Loans bearing interest - Concl'd.</i>					
5.90 percent Orissa State Government Development Loan, 2017	2003-2004	4,64,21,00	4,64,21,00
5.85 percent Orissa State Government Development Loan, 2015	2003-2004	4,81,46,00	4,81,46,00
7.32 percent Orissa State Government Development Loan, 2014	2004-2005	2,17,82,50		..	2,17,82,50
7.36 percent Orissa State Government Development Loan, 2014	2004-2005	1,68,89,10		..	1,68,89,10
5.70 percent Orissa State Government Development Loan, 2014	2004-2005	1,74,69,00		..	1,74,69,00
5.60 percent Orissa State Government Development Loan, 2014	2004-2005	3,13,46,20		..	3,13,46,20
6.35 percent Orissa State Government Development Loan, 2013	2004-2005	1,33,10,00		..	1,33,10,00
7.17 percent Orissa State Government Development Loan, 2017	2004-2005	1,91,00,40		..	1,91,00,40
7.77 percent Orissa State Government Development Loan, 2015	2005-2006		5,06,12,70	..	5,06,12,70
<i>Total - (a) Market Loans bearing Interest</i>		95,80,88,60	5,06,12,70	4,00,66,45	96,86,29,30
					(B)
<i>(b) Market Loans not bearing interest</i>					
5.75 percent Orissa Government Loan, 1984.	1972-73	16,87	..	16,87	..
6 percent Orissa Government Loan, 1984.	1974-75	1,00,32	..	1,00,32	..
5.75 percent Orissa Government Loan, 1985.	1972-73	46,89	..	46,89	..
6 percent Orissa Government Loan, 1985.	1975-76	67,91	..	67,91	..
6 percent Orissa Government Loan, 1986.	1976-77	1,33,16	1,33,16
6 percent Orissa Government Loan, 1987.	1977-78	27,36	27,36

(B) Difference of Rs. 5,55 thousand is due to reasons stated at note-(a) at Page 240

ANNEXURE TO STATEMENT No. 17 Contd.

Particulars of Loans	When raised	Opening Balance as on 1st April 2005	Additions during the year	Discharges during the year	Closing Balance as on 31st March 2006
1	2	3	4	5	6
(In thousand of rupees)					
E - PUBLIC DEBT - Contd.					
6003- Internal Debt of the State Government - Contd.					
101- Market Loans - Concl'd.					
<i>(b) Market Loans not bearing interest</i>					
6.25 percent Orissa Government Loan, 1988.	1978-79	3,68,16	3,68,16
6.5 percent Orissa Government Loan, 1989.	1979-80	2,98,35	2,98,35
6.75 percent Orissa Government Loan, 1992.	1980-81	18,88	18,88 (a)
7 percent Orissa Government Loan, 1993.	1981-82	42	42
8.25 percent Orissa Government Loan, 1995.	1983-84	6,96	6,96
7.5percent Orissa Government Loan, 1997.	1982-83	98,87	98,87
9.75 percent Orissa Government Loan, 1998	1985-86	3,04,46	3,04,46
9 percent Orissa Government Loan, 1999	1984-85	40,44	..	1	40,43
11 percent Orissa Government Loan, 2001	1986-87	73,37	73,37
11 percent Orissa Government Loan, 2002	1987-88	1,34	..	30	1,04
12.5 percent Orissa Government Loan, 2004	1994-95	7,00	7,00
14 percent Orissa Government Loan, 2005	1995-96	5,55
<i>Total - (b) - Market Loans not bearing interest</i>		16,10,77	..	2,32,30	13,84,02 (C)
Total -101 - Market Loans		95,96,99,37	5,06,12,70	4,02,98,75	97,00,13,32
103- Loans from Life Insurance Corporation of India.	..	28,05,20	..	3,30,64	24,74,56
104- Loans from General Insurance Corporation of India	..	50,22,95	..	4,39,91	45,83,04
105- Loans from the National Bank for Agriculture and Rural Development.	..	3,03,87,24	1,84,41,42	8,30,66	4,79,98,00
106- Compensation and Other Bonds	..	28,18	28,18

(C) Difference of Rs. 5,55 thousand is due to reasons stated at note-(a) at Page 240

(a) Difference of Rs.1 thousand is due to rounding.

ANNEXURE TO STATEMENT No. 17 Contd.

Particulars of Loans	When raised	Opening Balance as on 1st April 2005	Additions during the year	Discharges during the year	Closing Balance as on 31st March 2006
1	2	3	4	5	6
(In thousand of rupees)					
E - PUBLIC DEBT - Contd.					
6003- Internal Debt of the State Government - Cond.					
8.50 percent Government of Orissa Power Bonds					
8.50 percent Government of Orissa Power Bonds Oct 2006 (03729)	..	55,14,37	55,14,37
8.50 percent Government of Orissa Power Bonds April 2007 (03740)	..	55,14,37	55,14,37
8.50 percent Government of Orissa Power Bonds Oct 2007 (03751)	..	55,14,37	55,14,37
8.50 percent Government of Orissa Power Bonds April 2008 (03762)	..	55,14,37	55,14,37
8.50 percent Government of Orissa Power Bonds Oct 2008 (03773)	..	55,14,37	55,14,37
8.50 percent Government of Orissa Power Bonds April 2009 (03784)	..	55,14,37	55,14,37
8.50 percent Government of Orissa Power Bonds Oct 2009 (03795)	..	55,14,37	55,14,37
8.50 percent Government of Orissa Power Bonds April 2010 (03806)	..	55,14,37	55,14,37
8.50 percent Government of Orissa Power Bonds Oct 2010 (03817)	..	55,14,37	55,14,37
8.50 percent Government of Orissa Power Bonds April 2011 (03828)	..	55,14,37	55,14,37
8.50 percent Government of Orissa Power Bonds Oct 2011 (03839)	..	55,14,37	55,14,37
8.50 percent Government of Orissa Power Bonds April 2012 (03850)	..	55,14,37	55,14,37
8.50 percent Government of Orissa Power Bonds Oct 2012 (03861)	..	55,14,37	55,14,37
8.50 percent Government of Orissa Power Bonds April 2013 (03872)	..	55,14,37	55,14,37
8.50 percent Government of Orissa Power Bonds Oct 2013 (03883)	..	55,14,37	55,14,37
8.50 percent Government of Orissa Power Bonds April 2014 (03894)	..	55,14,37	55,14,37
8.50 percent Government of Orissa Power Bonds Oct 2014 (03905)	..	55,14,37	55,14,37
8.50 percent Government of Orissa Power Bonds April 2015 (03916)	..	55,14,37	55,14,37
8.50 percent Government of Orissa Power Bonds Oct 2015 (03927)	..	55,14,37	55,14,37
8.50 percent Government of Orissa Power Bonds April 2016 (03938)	..	55,14,37	55,14,37
Total Power Bonds		11,02,87,40	11,02,87,40
Total -106		11,03,15,58	11,03,15,58

ANNEXURE TO STATEMENT No. 17 Contd.

Particulars of Loans	When raised	Opening Balance as on 1st April 2005	Additions during the year	Discharges during the year	Closing Balance as on 31st March 2006
1	2	3	4	5	6
(In thousand of rupees)					
E - PUBLIC DEBT - Contd.					
6003- Internal Debt of the State Government - Concl'd.					
107- Loans from State Bank of India	..	1	1
108- Loans from National Co-operative Development Corporation.	..	12,50,60	..	4,30,91	8,19,69
109- Loans from Other Institutions-					
Loans from the Khadi and Village Industries Commission.	..	12,01	12,01
Loans from the Indian Rare Earths Limited.	..	1,91	1,91
Loans from HUDCO for Special Housing Building Advance	..	8,20,19,15	..	62,47,09	7,57,72,06
Total -109		8,20,33,07	..	62,47,09	7,57,85,98
111-Special Securities issued to National Small Savings Fund of Central Government	..	44,30,98,65	14,14,73,05	19,25,35	58,26,46,35
Total - 6003		1,63,46,12,67	21,05,27,17	5,05,03,31	1,79,46,36,53
6004- Loans and Advances from the Central Government.					
<i>01- Non-Plan Loans</i>					
101- Loans to cover gap in resources	..	7,09,26,66	..	184,53,34	5,24,73,32
102- Share of Small Savings Collections	..	99,55,11	..	10,12,72	89,42,39
201- House Building Advances to Officers of All India Services.	..	2,15,96	81,78	37,59	2,60,15
800- Other Loans					
Education, Art and Culture-					
National Loan Scholarship Scheme	..	1,19,63	1,19,63
Police-					
Modernisation of Police Force	..	43,20,71	..	3,45,51	39,75,20
Rehabilitation of Dandakaranya Development Scheme.	..	10,40	10,40
Total - 800		44,50,74	..	3,45,51	41,05,23
Total - 01		8,55,48,47	81,78	1,98,49,16	6,57,81,09
<i>02- Loans for State/Union Territory Plan Schemes.</i>					
101- Block Loans					
Block Loans for State Plan Schemes		80,39,08,22	-15,88,40	1,96,66,51	78,26,53,31

Total - 02

80,39,08,22	-15,88,40	1,96,66,51	78,26,53,31
-------------	-----------	------------	-------------

ANNEXURE TO STATEMENT No. 17 Contd.

Particulars of Loans	When raised	Opening Balance as on 1st April 2005	Additions during the year	Discharges during the year	Closing Balance as on 31st March 2006
1	2	3	4	5	6

(In thousand of rupees)

E - PUBLIC DEBT - Contd.

6004- Loans and Advances from the Central Government - Contd.

03- Loans for Central Plan Schemes

800- Other Loans

Social Security and Welfare-

Repatriates from Burma .. 86 86

Dandakaranya Rehabilitation Scheme .. 1,56 1,56

Special Scheme for Scheduled Castes/ Scheduled Tribes. .. 10,00 10,00

Co-operation-

Credit Co-operatives .. 17,64 .. 1,09 16,55

Soil Conservation Scheme-

Strengthening of Land Use Board .. 5,71 .. 56 5,15

Irrigation, Navigation, etc.-

Flood Control and Anti-Sea Erosion Projects. .. 3,28,69 .. 53,36 2,75,33

Accelerated Irrigation Benefit Programme .. 33,91,51 .. 2,82,62 31,08,89

Total - 800 .. 37,55,97 .. 3,37,63 34,18,34

Total - 03 .. 37,55,97 .. 3,37,63 34,18,34

04- Loans for Centrally Sponsored Plan Schemes.

800- Other Loans- Urban Development-

Integrated Development of Small and Medium Towns. .. 6,24,77 .. 52,84 5,71,93

Co-operation-

Credit Co-operative Institutions .. 44,07 .. 17,76 26,31

ANNEXURE TO STATEMENT No. 17 Contd.

Particulars of Loans	When raised	Opening Balance as on 1st April 2005	Additions during the year	Discharges during the year	Closing Balance as on 31st March 2006
1	2	3	4	5	6
(In thousand of rupees)					
E - PUBLIC DEBT - Contd.					
6004- Loans and Advances from the Central Government - Contd.					
04- Loans for Centrally Sponsored Plan Schemes - Concl'd.					
800- Other Loans- Urban Development - Concl'd.					
Co-operative Coir Industries	..	1,59	..	14	1,45
Consumer Co-operatives	..	30	..	29	1
Soil and Water Conservation-					
Soil Conservation Schemes	..	5,37,49	..	63,44	4,74,05
National Watershed Development Project for Rainfed Areas.	..	14,77,05	..	1,39,16	13,37,89
Village and Small Industries-					
Handloom Industries	..	16,94	..	7,11	9,83
Modernisation of Looms	..	3,93	3,93
Other Loans-(Supply of water to Gopalpur on Sea)	..	9,22	..	1,45	7,77
Improvement of Port					
Roads and Bridges-					
Roads of Inter-State Importance	..	7,82,71	..	53,05	7,29,66
Agriculture Stabilisation Fund	..	76,25	..	3,75	72,50
Crop Husbandary (Macro management)	..	16,82,55	4,76,00	43,58	21,14,97
Power Projects-					
Transmission and Distribution	..	24,29,67	..	3,38,34	20,91,33
Welfare of Tribals-					
Oil Seeds for Tribal Areas	..	22,06	..	1,91	20,15
Civil Supply Schemes-					
Strengthening of Public Distribution System.	..	47,58	..	32,36	15,22
Total - 800		77,56,18	4,76,00	7,55,18	74,77,00
Total - 04		77,56,18	4,76,00	7,55,18	74,77,00

ANNEXURE TO STATEMENT No. 17 Concl'd.

Particulars of Loans	When raised	Opening Balance as on 1st April 2005	Additions during the year	Discharges during the year	Closing Balance as on 31st March 2006
1	2	3	4	5	6
(In thousand of rupees)					
E - PUBLIC DEBT - Concl'd.					
6004- Loans and Advances from the Central Government - Concl'd.					
06- Ways & Means Advances					
800- Other Ways & Means Advances	..	99,03,00	..	99,03,00	..
07- Pre-1984-85 Loans					
101- Rehabilitation of Displaced Persons, Repatriates, etc.	..	37,85	37,85
102- National Loan Scholarship Scheme-					
Loans advanced upto 1973-74	..	84,42	84,42
Loans advanced during 1974-75 to 1978-79.	..	1,51,06	1,51,06
104- Consolidated Loans to Orissa for Hirakud Project, Stage-I.	..	56,49,64	..	1,62,00	54,87,64
105- Small Savings Loans	..	7,23,52	..	3,19,36	4,04,16
107- Pre-1979-80 Consolidated Loans for Productive and Semi-Productive purposes.	..	1,51,24,43	..	22,62,40	1,28,62,03
109- Rehabilitation of Goldsmiths	..	18,32	18,32
<i>Total - 07</i>		2,17,89,24	..	27,43,76	1,90,45,48
<i>Total - 6004</i>		93,26,61,08	-10,30,62	5,32,55,24	87,83,75,22
Total - E - PUBLIC DEBT		2,56,72,73,75	20,94,96,55	10,37,58,55	2,67,30,11,75

STATEMENT No. 18

DETAILED STATEMENT OF LOANS AND ADVANCES MADE BY GOVERNMENT

Heads of Account	Balance on 1st April 2005	Amount advanced during 2005-2006	Total	Amount repaid during 2005-2006	Balance on 31st March 2006	Interest received and credited to revenue
1	2	3	4	5	6	7
(In thousand of rupees)						
F - LOANS AND ADVANCES						
(i) Loans for General Services						
6075- Loans for Miscellaneous General Services.						
800- Other Loans						
Loans to Orissa State Beverage Corporation Ltd.	1,00,00	..	1,00,00	..	1,00,00	
Total - 6075	1,00,00	..	1,00,00	..	1,00,00	..
Total (i) Loans for General Services	1,00,00	..	1,00,00	..	1,00,00	..
(ii) Loans for Social Services						
(a) Education, Sports, Art and Culture						
6202- Loans for Education, Sports, Art and Culture.						
01- General Education						
203- University and Higher Education						
Advance Under National Loan Scholarship Scheme.	2,27,65		2,27,65	8,74	2,18,91	..
Advance to Loan Stipendaries from Orissa Loan Stipend Fund.	12,26,41	1,20,00	13,46,41	..	13,46,41	..
Deduct- Amount met from Orissa Loan Stipend Fund.	-12,26,41	-1,20,00	-13,46,41	..	-13,46,41	..
Total - 203	2,27,65	..	2,27,65	8,74	2,18,91	..
600- General						
Loans to Educational Institutions.	22,84	..	22,84	..	22,84	..
Total - 600	22,84	..	22,84	..	22,84	..
Total - 01	2,50,49	..	2,50,49	8,74	2,41,75	..
02- Technical Education						
105- Engineering and Technical Colleges and Institutes.						
Loans to Orissa Industrial Infrastructure Development Corporation for Construction of Institute of Business Management Building.	3,49,67	..	3,49,67	..	3,49,67	..
Total - 02	3,49,67	..	3,49,67	..	3,49,67	..

STATEMENT No. 18 - Contd.

Heads of Account	Balance on 1st April 2005	Amount advanced during 2005-2006	Total	Amount repaid during 2005-2006	Balance on 31st March 2006	Interest received and credited to revenue
1	2	3	4	5	6	7
(In thousand of rupees)						
F - LOANS AND ADVANCES - Contd.						
<i>(ii) Loans for Social Services - Contd.</i>						
(a) Education, Sports, Art and Culture - Concl'd.						
6202- Loans for Education, Sports, Art and Culture - Concl'd.						
04- Art and Culture						
102- Promotion of Art and Culture	73,33	..	73,33	13,33	60,00	..
<i>Total - 102</i>	73,33	..	73,33	13,33	60,00	..
<i>Total - 04</i>	73,33	..	73,33	13,33	60,00	..
Total - 6202	6,73,49	..	6,73,49	22,07	6,51,42	..
Total - (a) Education, Sports, Art and Culture	6,73,49	..	6,73,49	22,07	6,51,42	..
(c) Water Supply, Sanitation, Housing and Urban Development.						
6215- Loans for Water Supply and Sanitation						
01- Water Supply						
191- Loans to Local Bodies, Municipalities, etc.-						
Water Supply Schemes	2,22,20	..	2,22,20	10,61	2,11,59	..
<i>Total - 191</i>	2,22,20	..	2,22,20	10,61	2,11,59	..
796- Tribal Area Sub-plan	1,55,28	..	1,55,28	..	1,55,28	..
<i>Total - 01</i>	3,77,48	..	3,77,48	10,61	3,66,87	..
Total - 6215	3,77,48	..	3,77,48	10,61	3,66,87	..

STATEMENT No. 18 - Contd.

Heads of Account	Balance on 1st April 2005	Amount advanced during 2005-2006	Total	Amount repaid during 2005-2006	Balance on 31st March 2006	Interest received and credited to revenue
1	2	3	4	5	6	7
(In thousand of rupees)						
F - LOANS AND ADVANCES - Contd.						
<i>(ii) Loans for Social Services - Contd.</i>						
(c) Water Supply, Sanitation, Housing and Urban Development - Contd.						
6216- Loans for Housing						
02- Urban Housing						
190- Loans to Public Sector and Other Undertakings.	21,21,25	5,00,00	26,21,25	4,00	26,17,25	..
Total - 190	21,21,25	5,00,00	26,21,25	4,00	26,17,25	..
201- Loans to Housing Boards	25,20,68	..	25,20,68	..	25,20,68	..
Total - 201	25,20,68	..	25,20,68	..	25,20,68	..
Total - 02	46,41,93	5,00,00	51,41,93	4,00	51,37,93	..
03- Rural Housing						
190- Loans to Public Sector and Other Undertakings.						
Loans to the Orissa Rural Housing Development Corporation Limited.	1	..	1	..	1	..
Total - 190	1	..	1	..	1	..
201- Loans to Housing Boards						
Loans to Orissa State Housing Board for Village Housing Project.	1,23,75	..	1,23,75	..	1,23,75	..
Total - 201	1,23,75	..	1,23,75	..	1,23,75	..
800- Other Loans						
Loans for Village Housing Project Schemes.	8,19	..	8,19	4,89	3,30	..
Total - 800	8,19	..	8,19	4,89	3,30	..
Total - 03	1,31,95	..	1,31,95	4,89	1,27,06	..
80- General						
201- Loans to Housing Boards	2,06,33	..	2,06,33	..	2,06,33	..
Total - 201	2,06,33	..	2,06,33	..	2,06,33	..

STATEMENT No. 18 - Contd.

Heads of Account	Balance on 1st April 2005	Amount advanced during 2005-2006	Total	Amount repaid during 2005-2006	Balance on 31st March 2006	Interest received and credited to revenue
1	2	3	4	5	6	7
(In thousand of rupees)						
F - LOANS AND ADVANCES - Contd.						
<i>(ii) Loans for Social Services - Contd.</i>						
(c) Water Supply, Sanitation, Housing and Urban Development - Contd.						
6216- Loans for Housing - Contd.						
80- General - Contd.						
796- Tribal Area Sub-plan						
(i) Low Income Group Housing Scheme.	10,23	..	10,23	19	10,04	..
(ii) Middle Income Group Housing Scheme.	53,57	..	53,57	33	53,24	..
(iii) Social Housing Scheme and Ancillary Development Scheme.	1,05,10	..	1,05,10	..	1,05,10	..
(iv) Loans to Orissa State Housing Board for construction of Commercial Complex.	20,32	..	20,32	..	20,32	..
(v) Bidi Workers Housing Scheme	5,00	..	5,00	..	5,00	..
(vi) Loans to Orissa State Housing Board towards Infrastructural Development for Housing Scheme.	94,40	..	94,40	..	94,40	..
(vii) Loans to Orissa State Housing Board for acquisition of land for Housing/Commercial Scheme.	20,00	..	20,00	..	20,00	..
(viii) Loans to Orissa State Housing Board for Site and Service Schemes.	47,00	..	47,00	..	47,00	..
(ix) Loans to Orissa State Housing Board for development of Growth Center-Focal Point-Block Head-Quarters.	25,90	..	25,90	..	25,90	..
Total - 796 - Tribal Area Sub-plan	3,81,52	..	3,81,52	52	3,81,00	..

STATEMENT No. 18 - Contd.

Heads of Account	Balance on 1st April 2005	Amount advanced during 2005-2006	Total	Amount repaid during 2005-2006	Balance on 31st March 2006	Interest received and credited to revenue
1	2	3	4	5	6	7
(In thousand of rupees)						
F - LOANS AND ADVANCES - Contd.						
<i>(ii) Loans for Social Services - Contd.</i>						
(c) Water Supply, Sanitation, Housing and Urban Development - Contd.						
6216- Loans for Housing - Contd.						
80- General - Contd.						
800- Other Loans						
Loans to Landless labour for construction of fireproof houses.	55,62	..	55,62	..	55,62	..
Loans under Low Income Group Housing Scheme.	18,63	..	18,63	21	18,42	..
Loans under Middle Income Group Housing Scheme.	5,09	..	5,09	70	4,39	..
Bidi Workers Housing Scheme	40,54	..	40,54	..	40,54	..
Loans to Private employees under subsidised Industrial Housing Scheme.	5,62	..	5,62	..	5,62	..
House Building Loans financed by the Life Insurance Corporation to the people affected by Natural Calamities.	62,08	..	62,08	17	61,91	..
Loans to Housing Boards, Development Authorities, etc. for Social Housing and Ancillary Development Scheme.	1,02,84	..	1,02,84	..	1,02,84	..
Other Loans	78,19	87,16	1,65,35	16,11	1,49,24	..
Loans to Orissa State Housing Board / Improvement Trust / Special Planning Authority towards infrastructural development for Social Housing Scheme.	93,61	..	93,61	..	93,61	..
Loans to Orissa State Housing Board for acquisition of land for Housing / Commercial Schemes.	70,00	..	70,00	..	70,00	..
Loans to Orissa State Housing Board for construction of Commercial Complex-Block Headquarters	80,00	..	80,00	..	80,00	..

STATEMENT No. 18 - Contd.

Heads of Account	Balance on 1st April 2005	Amount advanced during 2005-2006	Total	Amount repaid during 2005-2006	Balance on 31st March 2006	Interest received and credited to revenue
1	2	3	4	5	6	7
(In thousand of rupees)						
F - LOANS AND ADVANCES - Contd.						
<i>(ii) Loans for Social Services - Contd.</i>						
(c) Water Supply, Sanitation, Housing and Urban Development - Contd.						
6216- Loans for Housing - Concl'd.						
80- General - Concl'd.						
800- Other Loans - Concl'd.						
Loans to Orissa State Housing Board for construction of houses under Kalinga Kutir Scheme (Rural Housing).	9,59,91	..	9,59,91	5,17,09	4,42,82	..
Loans to Orissa State Housing Board for Site and Service Scheme.	1,34,40	..	1,34,40	..	1,34,40	..
Loans to Orissa State Housing Board for development of growth centre and focal point (Block Headquarters).	1,13,90	..	1,13,90	..	1,13,90	..
Special Component Plan for Scheduled Castes.	1,60,50	1,97	1,62,47	..	1,62,47	..
Total - 800	19,80,93	89,13	20,70,06	5,34,28	15,35,78	..
Total - 80	25,68,78	89,13	26,57,91	5,34,80	21,23,11	..
Total - 6216	73,42,66	5,89,13	79,31,79	5,43,69	73,88,10	..
6217- Loans for Urban Development						
01- State Capital Development						
191- Loans to Local Bodies, Corporations, etc.	4,64,07	..	4,64,07	48,07	4,16,00	..
800- Other Loans	48,00	..	48,00	..	48,00	..
Total - 01	5,12,07	..	5,12,07	48,07	4,64,00	..
03- Integrated Development of Small and Medium Towns.						
191- Loans to Local Bodies, Corporations, etc.	5,16,79	..	5,16,79	33,97	4,82,82	..
796- Tribal Area Sub-plan	2,25,25	..	2,25,25	..	2,25,25	..
Total - 03	7,42,04	..	7,42,04	33,97	7,08,07	..

STATEMENT No. 18 - Contd.

Heads of Account	Balance on 1st April 2005	Amount advanced during 2005-2006	Total	Amount repaid during 2005-2006	Balance on 31st March 2006	Interest received and credited to revenue
1	2	3	4	5	6	7
(In thousand of rupees)						
F - LOANS AND ADVANCES - Contd.						
<i>(ii) Loans for Social Services - Contd.</i>						
(c) Water Supply, Sanitation, Housing and Urban Development - Concl.						
6217- Loans for Urban Development - Concl.						
<i>04- Slum Area Development</i>						
191- Loans to Local bodies, Corporations etc.- Cuttack Habitat and other project associated by ODA	7,01,11	..	7,01,11	..	7,01,11	..
800- Other Loans	3,50,00	..	3,50,00	..	3,50,00	..
<i>Total - 04</i>	<u>10,51,11</u>	<u>..</u>	<u>10,51,11</u>	<u>..</u>	<u>10,51,11</u>	<u>..</u>
<i>60- Other Urban Development Schemes.</i>						
191- Loans to Local Bodies, Corporations, etc.	19,61,27	..	19,61,27	53,27	19,08,00	..
192- Loans to Trading and Other Non-Government Institutions.	1,03,82	..	1,03,82	..	1,03,82	..
193- Loans to Voluntary Organisations	34,60	..	34,60	..	34,60	..
796- Tribal Area Sub-plan	6,84,72	..	6,84,72	30	6,84,42	..
<i>Total - 60</i>	<u>27,84,41</u>	<u>..</u>	<u>27,84,41</u>	<u>53,57</u>	<u>27,30,84</u>	<u>..</u>
<i>Total - 6217</i>	<u>50,89,63</u>	<u>..</u>	<u>50,89,63</u>	<u>1,35,61</u>	<u>49,54,02</u>	<u>..</u>
Total - (c) Water Supply, Sanitation, Housing and Urban Development	<u>1,28,09,77</u>	<u>5,89,13</u>	<u>1,33,98,90</u>	<u>6,89,91</u>	<u>1,27,08,99</u>	<u>..</u>
(d) Information and Broadcasting						
6220- Loans for Information and Publicity						
<i>60- Others</i>						
190- Loans to Public Sector and Other Undertakings -						
Information and Publicity (Loans to I.D.C.O.)	54,34	..	54,34	..	54,34	..
<i>Total - 60</i>	<u>54,34</u>	<u>..</u>	<u>54,34</u>	<u>..</u>	<u>54,34</u>	<u>..</u>
<i>Total - 6220</i>	<u>54,34</u>	<u>..</u>	<u>54,34</u>	<u>..</u>	<u>54,34</u>	<u>..</u>
Total - (d) Information and Broadcasting	<u>54,34</u>	<u>..</u>	<u>54,34</u>	<u>..</u>	<u>54,34</u>	<u>..</u>

STATEMENT No. 18 - Contd.

Heads of Account	Balance on 1st April 2005	Amount advanced during 2005-2006	Total	Amount repaid during 2005-2006	Balance on 31st March 2006	Interest received and credited to revenue
1	2	3	4	5	6	7
(In thousand of rupees)						
F - LOANS AND ADVANCES - Contd.						
<i>(ii) Loans for Social Services - Contd.</i>						
(e) Welfare of Scheduled Castes, Scheduled Tribes and Other Backward Classes.						
6225- Loans for Welfare of Scheduled Castes, Scheduled Tribes and Other Backward Classes.						
02- <i>Welfare of Scheduled Tribes</i>						
800- Other Loans	11,24,87	..	11,24,87	..	11,24,87	..
<i>Total - 02</i>	11,24,87	..	11,24,87	..	11,24,87	..
Total - 6225	11,24,87	..	11,24,87	..	11,24,87	..
Total - (e) Welfare of Scheduled Castes, Scheduled Tribes and Other Backward Classes.						
	11,24,87	..	11,24,87	..	11,24,87	..
(f) Social Welfare and Nutrition						
6235- Loans for Social Security and Welfare.						
01- <i>Rehabilitation</i>						
202- Other Rehabilitation Schemes-						
Loans to Displaced persons.	19,23	..	19,23	..	19,23	..
<i>Total - 01</i>	19,23	..	19,23	..	19,23	..
02- <i>Social Welfare</i>						
193- Loans to Voluntary Organisations.	1,19,00	..	1,19,00	..	1,19,00	..
<i>Total - 02</i>	1,19,00	..	1,19,00	..	1,19,00	..

STATEMENT No. 18 - Contd.

Heads of Account	Balance on 1st April 2005	Amount advanced during 2005-2006	Total	Amount repaid during 2005-2006	Balance on 31st March 2006	Interest received and credited to revenue
1	2	3	4	5	6	7
(In thousand of rupees)						
F - LOANS AND ADVANCES - Contd.						
<i>(ii) Loans for Social Services - Concl'd.</i>						
(f) Social Welfare and Nutrition - Concl'd.						
6235- Loans for Social Security and Welfare - Concl'd.						
60- Other Social Security and Welfare Programmes.						
200- Other Programmes	45,25	..	45,25	..	45,25	..
<i>Total - 60</i>	45,25	..	45,25	..	45,25	..
<i>Total - 6235</i>	1,83,48	..	1,83,48	..	1,83,48	..
Total - (f) Social Welfare and Nutrition	1,83,48	..	1,83,48	..	1,83,48	..
 (g) Others						
6250- Loans for Other Social Services						
800- Other Loans						
Loans to Goldsmiths for Rehabilitation.	47,87	..	47,87	..	47,87	..
<i>Total - 6250</i>	47,87	..	47,87	..	47,87	..
Total - (g) Others	47,87	..	47,87	..	47,87	..
Total - (ii) Loans for Social Services	1,48,93,82	5,89,13	1,54,82,95	7,11,98	1,47,70,97	..
 <i>(iii) Loans for Economic Services</i>						
(a) Agriculture and Allied Activities						
6401- Loans for Crop Husbandry						
105- Manures and Fertilisers						
1 Loans to State owned Corporations for distribution of fertilisers.	16,36,72	..	16,36,72	3,94,93	12,41,79	..
2 Loans to other Undertakings for distribution of fertilisers.	32,11,47	..	32,11,47	..	32,11,47	..
<i>Total - 105</i>	48,48,19	..	48,48,19	3,94,93	44,53,26	..

STATEMENT No. 18 - Contd.

Heads of Account	Balance on 1st April 2005	Amount advanced during 2005-2006	Total	Amount repaid during 2005-2006	Balance on 31st March 2006	Interest received and credited to revenue
1	2	3	4	5	6	7
(In thousand of rupees)						
F - LOANS AND ADVANCES - Contd.						
<i>(iii) Loans for Economic Services - Contd.</i>						
(a) Agriculture and Allied Activities - Contd.						
6401- Loans for Crop Husbandry - Concltd.						
796- Tribal Area Sub-plan	19,20	..	19,20	..	19,20	..
Total - 796	19,20	..	19,20	..	19,20	..
800- Other Loans						
Advance to Cultivators under L.I. Act, 1883.	1,64,87	..	1,64,87	..	1,64,87	..
Ordinary advance in case of distress.	30,85	..	30,85	..	30,85	..
Total - 800	1,95,72	..	1,95,72	..	1,95,72	..
Total - 6401	50,63,11	..	50,63,11	3,94,93	46,68,18	..
6403- Loans for Animal Husbandry						
102- Cattle and Buffalo Development.	98	..	98	..	98	..
Total - 102	98	..	98	..	98	..
104- Sheep and Wool Development	3,59	..	3,59	..	3,59	..
Total - 104	3,59	..	3,59	..	3,59	..
195- Loans to Animal Husbandry Co-operatives	20,07	..	20,07	7,10	12,97	..
Total - 195	20,07	..	20,07	7,10	12,97	..
Total - 6403	24,64	-	24,64	7,10	17,54	-
6404- Loans for Dairy Development						
800- Other Loans-						
Dairy Development	8,73	..	8,73	1	8,72	..
Loans to Dairy Co-operatives	10,43	..	10,43	..	10,43	..
Total - 800	19,16	..	19,16	1	19,15	..
Total - 6404	19,16	..	19,16	1	19,15	..

STATEMENT No. 18 - Contd.

Heads of Account	Balance on 1st April 2005	Amount advanced during 2005-2006	Total	Amount repaid during 2005-2006	Balance on 31st March 2006	Interest received and credited to revenue
1	2	3	4	5	6	7
(In thousand of rupees)						
F - LOANS AND ADVANCES - Contd.						
<i>(iii) Loans for Economic Services - Contd.</i>						
(a) Agriculture and Allied Activities - Contd.						
6405- Loans for Fisheries						
101- Inland Fisheries	40,00	..	40,00	..	40,00	..
103- Marine Fisheries-						
Introduction of improved beach landing craft loans.	14,65	..	14,65	..	14,65	..
106- Mechanisation of Fishing Crafts	6,54	..	6,54	..	6,54	..
190- Loans to Public Sector and Other Undertakings.	2,96,03	..	2,96,03	..	2,96,03	..
195- Loans to Co-operatives	3,30,02	2,00	3,32,02	..	3,32,02	..
800- Other Loans	1,23,19	..	1,23,19	..	1,23,19	..
Total - 6405	8,10,43	2,00	8,12,43	..	8,12,43	-
6406- Loans for Forestry and Wild Life						
101- Forest Conservation, Devel- opment and Regeneration.	32	..	32	..	32	..
104- Forestry-						
Education, Training and Research.	5,99	..	5,99	..	5,99	..
Total - 6406	6,31	..	6,31	..	6,31	..
6408- Loans for Food, Storage and Warehousing.						
<i>01- Food</i>						
101- Procurement and Supply	1,70,77	..	1,70,77	1,32,70	38,07	..
Total - 01	1,70,77	..	1,70,77	1,32,70	38,07	..

STATEMENT No. 18 - Contd.

Heads of Account	Balance on 1st April 2005	Amount advanced during 2005-2006	Total	Amount repaid during 2005-2006	Balance on 31st March 2006	Interest received and credited to revenue
1	2	3	4	5	6	7
(In thousand of rupees)						
F - LOANS AND ADVANCES - Contd.						
<i>(iii) Loans for Economic Services - Contd.</i>						
(a) Agriculture and Allied Activities - Contd.						
6408- Loans for Food,Storage and Warehousing - Concl'd.						
02- Storage and Warehousing						
195- Loans to Co-operatives-						
Loans to Regional Marketing Co-operative Societies for construction of godowns.	4,79	..	4,79	..	4,79	..
Loans to Orissa State Co- operative Oil Seeds Growers' Federation.	1,24,32	..	1,24,32	..	1,24,32	..
Loans to Aska Central Multi- purpose Co-operative Society for establishment of Sal Seed Solvent Extraction Plant.	33,15	..	33,15	..	33,15	..
Loans to Co-operative Cold Storage.	20,42	..	20,42	8	20,34	..
Loans for construction of Godown by Alaka	9,08	..	9,08	..	9,08	..
Total -195	1,91,76	-	1,91,76	8	1,91,68	-
800- Other Loans	64,02	..	64,02	..	64,02	..
Total - 800	64,02	..	64,02	..	64,02	..
Total - 02	2,55,78	-	2,55,78	8	2,55,70	-
Total - 6408	4,26,55	-	4,26,55	1,32,78	2,93,77	-
6425- Loans for Co-operation						
106- Loans to Multipurpose Rural Co-operatives -						
Farming Co-operatives	33	..	33	..	33	..
Total - 106	33	..	33	..	33	..
107- Loans to Credit Co-operatives -						
Loans to Central Co-operative Banks.	12,85	..	12,85	7,92	4,93	..
Loans support to Co-operatives	..	1,37,00	1,37,00	83,20	53,80	..

STATEMENT No. 18 - Contd.

Heads of Account	Balance on 1st April 2005	Amount advanced during 2005-2006	Total	Amount repaid during 2005-2006	Balance on 31st March 2006	Interest received and credited to revenue
1	2	3	4	5	6	7
(In thousand of rupees)						
F - LOANS AND ADVANCES - Contd.						
<i>(iii) Loans for Economic Services - Contd.</i>						
(a) Agriculture and Allied Activities - Contd.						
6425- Loans for Co-operation - Contd.						
107- Loans to Credit Co-operatives - Concl'd.						
Loans to Orissa State Co-operative Bank for Agricultural Credit Stabilisation Fund.	26,04	..	26,04	..	26,04	..
Integrated Co-operative Development project	3,00	..	3,00	..	3,00	..
Loans to Orissa State Co-operative Land Development Bank.	36,83	..	36,83	..	36,83	..
Loans to Orissa State Co-operative Bank.	23,12	..	23,12	1,19	21,93	..
Other Loans-						
Loans to Orissa State Co-operative Bank for conversion of short term loan to medium term loan.	13,49,20	..	13,49,20	12,06	13,37,14	..
Repayment of loans to NABARD.	67,84	..	67,84	..	67,84	..
Loans to Co-operatives for Women.	8,76	..	8,76	49	8,27	..
Macro management of Agricultural supplementation/ Complementation of State efforts through Work Plan	56,30	..	56,30	1,06	55,24	..
Total - 107	15,83,94	1,37,00	17,20,94	1,05,92	16,15,02	-
108- Loans to Other Co-operatives -						
Loans to Orissa State Co-operative Marketing Federation.	28,96,82	..	28,96,82	23,71	28,73,11	..
Loans to Orissa Provincial Co-operative Land Mortgage Bank	2,18	..	2,18	..	2,18	..
Loans to Co-operative Societies and Stores.	61	..	61	1	60	..
Macro Managements of Agriculture Supplementation/Complementantion of State efforts through Work Plan	2,80	..	2,80	..	2,80	..

STATEMENT No. 18 - Contd.

Heads of Account	Balance on 1st April 2005	Amount advanced during 2005-2006	Total	Amount repaid during 2005-2006	Balance on 31st March 2006	Interest received and credited to revenue
1	2	3	4	5	6	7
(In thousand of rupees)						
F - LOANS AND ADVANCES - Contd.						
<i>(iii) Loans for Economic Services - Contd.</i>						
(a) Agriculture and Allied Activities - Contd.						
6425- Loans for Co-operation - Contd.						
108- Loans to Other Co-operatives - Concl'd.						
Loans to Weak Wholesale Consumer Co-operative Societies	24	..	24	2	22	..
Loans for Nimapara Multi Commodity Cold Storage	80,21	..	80,21	6,71	73,50	..
Loans to Women's Co-operatives	11,30	..	11,30	1	11,29	..
Loans to Construct Super Market at Puri and Bhubaneswar	1,34,10	..	1,34,10	..	1,34,10	..
Total - 108	31,28,26	..	31,28,26	30,46	30,97,80	-
190- Loans to Public Sector and Other Undertakings-						
Loans to Orissa State Co-operative Marketing Society	6,37,71	..	6,37,71	7	6,37,64	..
Loans to OSCARD Bank	1,42,98	..	1,42,98	1	1,42,97	..
Total - 190	7,80,69	..	7,80,69	8	7,80,61	..
796- Tribal Area Sub-plan						
Loans to Co-operative Banks and Stores.	4,35,13	..	4,35,13	..	4,35,13	..
Purchase of debentures floated by Co-operative Land Development Bank.	2,68	..	2,68	..	2,68	..
Loans to Regional Co-operative Marketing Societies.	6,14	..	6,14	..	6,14	..
Loans to Central Co-operative Bank.	1,07,55	..	1,07,55	38,39	69,16	..
Loans to Integrated Co-operative Development Project	61,95	65,95	1,27,90	..	1,27,90	..
Loans to weak Wholesale Consumer Co-operative stores.	4,91	..	4,91	..	4,91	..
Other Loans	43,82	..	43,82	1,12	42,70	..
Loans to LAMPS set up for Scheduled Castes and Scheduled Tribes.	65,43	..	65,43	..	65,43	..

STATEMENT No. 18 - Contd.

Heads of Account	Balance on 1st April 2005	Amount advanced during 2005-2006	Total	Amount repaid during 2005-2006	Balance on 31st March 2006	Interest received and credited to revenue
1	2	3	4	5	6	7
(In thousand of rupees)						
F - LOANS AND ADVANCES - Contd.						
<i>(iii) Loans for Economic Services - Contd.</i>						
(a) Agriculture and Allied Activities - Concltd.						
6425- Loans for Co-operation - Concltd.						
796- Tribal Area Sub-plan - Concltd.						
Loans to MARKFED for establishment of Rayagada Cold Storage.	56,00	..	56,00		56,00	..
Loans to Multi Comodity Cold Storage	36,00	..	36,00	..	36,00	..
Total - 796	8,19,61	65,95	8,85,56	39,51	8,46,05	..
Total - 6425	63,12,83	2,02,95	65,15,78	1,75,97	63,39,81	..
6435- Loans for other Agricultural Programmes						
<i>01- Marketing and Quality Control</i>						
101- Marketing Facilities	1,06,82	..	1,06,82	47	1,06,35	..
Total - 101	1,06,82	..	1,06,82	47	1,06,35	..
796- Tribal Area Sub-plan	6,49	..	6,49	..	6,49	..
Total - 796	6,49	..	6,49	..	6,49	..
Total - 01	1,13,31	..	1,13,31	47	1,12,84	..
Total - 6435	1,13,31	..	1,13,31	47	1,12,84	..
Total - (a) Agriculture and Allied Activities	1,27,76,34	2,04,95	1,29,81,29	7,11,26	1,22,70,03	..

STATEMENT No. 18 - Contd.

Heads of Account	Balance on 1st April 2005	Amount advanced during 2005-2006	Total	Amount repaid during 2005-2006	Balance on 31st March 2006	Interest received and credited to revenue
1	2	3	4	5	6	7
(In thousand of rupees)						
F - LOANS AND ADVANCES - Contd.						
<i>(iii) Loans for Economic Services - Contd.</i>						
(b) Rural Development						
6515- Loans for Other Rural Development Programmes						
101- Panchayati Raj						
Loans to Panchayati Raj Institutions.	64	..	64	31	33	..
102- Community Development-						
Loans to Gram Panchayats for Productive Schemes.	54,35	..	54,35	2,47	51,88	..
796- Tribal Area Sub-plan -						
Loans to Private Parties, Artisans, etc.	17,24	..	17,24	..	17,24	..
Loans to Gram Panchayats for Productive Schemes.	17,98	..	17,98	1,00	16,98	..
Total - 796	35,22	..	35,22	1,00	34,22	..
Total - 6515	90,21	-	90,21	3,78	86,43	-
Total - (b) Rural Development	90,21	-	90,21	3,78	86,43	-
(c) Irrigation and Flood Control						
6702- Loans for Minor Irrigation						
101 - -Surface Water	6,62	..	6,62	..	6,62	..
Loans to O.L.I.C. for payment of outstanding Guaranteed Loan dues through OTS.						
800- Other Loans	2,34,82	..	2,34,82	1	2,34,81	..
Total - 6702	2,41,44	..	2,41,44	1	2,41,43	-
6705- Loans for Command Area Development.						
001- Area Development	14,00	..	14,00	..	14,00	..
A- Loans for construction of field channels, field drains and land levelling in the Command Area of Hirakud, Salandi and Mahanadi	13,50	..	13,50	..	13,50	..
Total - 001	27,50	..	27,50	..	27,50	..
800- Other Loans	2,73,66	..	2,73,66	..	2,73,66	..
Total - 6705	3,01,16	..	3,01,16	..	3,01,16	..
Total - (c) Irrigation and Flood Control	5,42,60	..	5,42,60	1	5,42,59	-

STATEMENT No. 18 - Contd.

Heads of Account	Balance on 1st April 2005	Amount advanced during 2005-2006	Total	Amount repaid during 2005-2006	Balance on 31st March 2006	Interest received and credited to revenue
1	2	3	4	5	6	7
(In thousand of rupees)						
F - LOANS AND ADVANCES - Contd.						
(iii) Loans for Economic Services - Contd.						
(d) Energy						
6801- Loans for Power Projects						
190- Loans to Public Sector and Other Undertakings.						
Loans to GRIDCO towards purchase of power from NTPC	11,02,87,40	..	11,02,87,40	..	11,02,87,40	..
Loans to GRIDCO for payment of arrear towards purchase of power from OPGC.	42,54,18	..	42,54,18	..	42,54,18	..
Total - 190	11,45,41,58	..	11,45,41,58	..	11,45,41,58	..
201- Hydel Generation						
Hydro-Electric Schemes						
Loans to OHPC under APDP Scheme	19,00,00	..	19,00,00	19,00,00
202- Thermal Power Generation						
Thermal Electric Schemes						
Thermal Electric Schemes	12,75,75	..	12,75,75	..	12,75,75	..
205- Transmission and Distribution.						
Upgradation of Power distribution (World Bank Assisted) system						
	3,81,47,24	..	3,81,47,24	..	3,81,47,24	..
Strengthening and improvement of distribution system under Accelerated Power development Reform Programme						
	..	9,83,50	9,83,50	..	9,83,50	..
Loans to Orissa State Electricity Board.	1,15,57,56	..	1,15,57,56	..	1,15,57,56	..
Loans to GRIDCO for upgrading transmission and distribution system, procurement of meters, receipt of meters, receipt of loan from World Bank.	5,28,91,32	..	5,28,91,32	1,29,33,00	3,99,58,32	..
Loans to GRIDCO for execution of inter-state transmission line of Talcher (Rengali) Kalaghat 400 KV Line	2,00,00	..	2,00,00	..	2,00,00	..
Loans to GRIDCO for clearance of outstanding dues of OPGC	1,20,00,00	..	1,20,00,00	..	1,20,00,00	..
Total - 205	11,47,96,12	9,83,50	11,57,79,62	1,29,33,00	10,28,46,62	..
800- Other Loans to Electricity Board						
Loans to Orissa State Electricity Board	31,66,90	..	31,66,90	..	31,66,90	..
Total - 6801	23,57,29,15	9,83,50	23,67,12,65	1,48,33,00	22,18,79,65	..
Total - (d) Energy	23,57,29,15	9,83,50	23,67,12,65	1,48,33,00	22,18,79,65	..

STATEMENT No. 18 - Contd.

Heads of Account	Balance on 1st April 2005	Amount advanced during 2005-2006	Total	Amount repaid during 2005-2006	Balance on 31st March 2006	Interest received and credited to revenue
1	2	3	4	5	6	7
(In thousand of rupees)						
F - LOANS AND ADVANCES - Contd.						
<i>(iii) Loans for Economic Services - Contd.</i>						
(e) Industry and Minerals						
6851- Loans for Village and Small Industries						
102- Small Scale Industries-						
Loans to Small Scale Industries (Electricity Duties).	15,62	..	15,62	40	15,22	..
Loans to Orissa Small Industries Corporation.	2,08	..	2,08	..	2,08	..
Other Loans	72,45	..	72,45	43,92	28,53	..
Seed Capital Loan to tiny Industries under D.I.C.	60,23	..	60,23	..	60,23	..
Loans to O.S.F.C. for payment of margin money to sick units.	21,26	..	21,26	..	21,26	..
Loans to M/s. Cuttack Iron and Steel Products Limited.	1,40	..	1,40	..	1,40	..
Loans to M/s. Orissa Instrument Company Limited.	15,00	..	15,00	..	15,00	..
Total - 102	1,88,04	..	1,88,04	44,32	1,43,72	..
103- Handloom Industries-						
Loans to Weavers' Co-operative Societies for Construction of godowns.	7,72	..	7,72	..	7,72	..
Loans to Weavers' Co-operative Societies for Modernisation of Looms.	3	..	3	2	1	..
Loans to Orissa State Handloom Development Corporation.	8,58	..	8,58	..	8,58	..
Loans to Weavers' Co-operative Society for Computerisation.	3,10	..	3,10	1,21	1,89	..

STATEMENT No. 18 - Contd.

Heads of Account	Balance on 1st April 2005	Amount advanced during 2005-2006	Total	Amount repaid during 2005-2006	Balance on 31st March 2006	Interest received and credited to revenue
1	2	3	4	5	6	7
(In thousand of rupees)						
F - LOANS AND ADVANCES - Contd.						
<i>(iii) Loans for Economic Services - Contd.</i>						
(e) Industry and Minerals - Contd.						
6851- Loans for Village and Small Industries - Contd.						
103- Handloom Industries - Concl'd.						
Loans to Orissa State Industrial Housing Development Corporation for setting up Block Printing Unit.	16,53	..	16,53	..	16,53	..
Loans to Weavers' Co-operative Society for Share Capital	3	..	3	..	3	..
Loans to Weavers' Co-operative Society for renovation of Showroom.	32	..	32	..	32	..
Total - 103	36,31	..	36,31	1,23	35,08	..
106- Coir Industries	15,40	..	15,40	..	15,40	..
108- Powerloom Industries-						
Loans to Madhunagar Powerloom Weavers' Co-operative Society for disposal of guarantee liabilities.	17,81	..	17,81	..	17,81	..
109- Composite Village and Small Industries Co-operatives-						
Loans for Development of Handicrafts.	40,86	..	40,86	..	40,86	..
Other Loans	5,90,90	..	5,90,90	..	5,90,90	..
Total - 109	6,31,76	..	6,31,76	..	6,31,76	..
190- Loans to Public Sector and Other Undertakings-						
Loans to Orissa Small Industries Corporation.	1,80,00	..	1,80,00	..	1,80,00	..
Loans to Orissa State Co-operatives Handicraft Corporation Ltd.	1,78,50	..	1,78,50	..	1,78,50	..
Total - 190	3,58,50	..	3,58,50	..	3,58,50	..

STATEMENT No. 18 - Contd.

Heads of Account	Balance on 1st April 2005	Amount advanced during 2005-2006	Total	Amount repaid during 2005-2006	Balance on 31st March 2006	Interest received and credited to revenue
1	2	3	4	5	6	7
(In thousand of rupees)						
F - LOANS AND ADVANCES - Contd.						
<i>(iii) Loans for Economic Services - Contd.</i>						
(e) Industry and Minerals - Contd.						
6851- Loans for Village and Small Industries - Contd.						
195- Loans to Co-operatives-						
Loans to Co-operative Societies for construction of storage godown and showroom.	2,17	..	2,17	..	2,17	..
Loans to Weavers' Co-operative Societies for modernisation of looms.	34,00	..	34,00	..	34,00	..
Loans to Coir Co-operatives for purchase of tools and equipments for modernisation of looms.	66	..	66	..	66	..
Loans to Weavers' Co-operative Societies for construction of godown.	14,31	..	14,31	3,21	11,10	..
Loans to Weavers' Co-operative Societies for Project Package Scheme for development of Handloom Weavers.	1,75,93	..	1,75,93	11,67	1,64,26	..
Loans for Tie and DYE Area Handloom Development Project.	17,77	..	17,77	1,18	16,59	..
Loans to Weavers' Co-operative Societies for initial Working Capital.	2,50	..	2,50	..	2,50	..
Loans to Orissa State Tassar and Silk Co-operative Society Limited for establishment of Silk Reeling and Twisting Unit.	7,74	..	7,74	..	7,74	..
Loans to Weavers' Co-operative Society to contribute Share Capital.	2,39	..	2,39	..	2,39	..
Loans for establishment of a Composite Coir Processing Unit and expansion of Old Units.	28,93	..	28,93	..	28,93	..
Loans to Orissa State Co-operative Coir Corporation Limited for establishment of Rubberised Coir Unit at Bhubaneswar.	2,12,37	..	2,12,37	..	2,12,37	..

STATEMENT No. 18 - Contd.

Heads of Account	Balance on 1st April 2005	Amount advanced during 2005-2006	Total	Amount repaid during 2005-2006	Balance on 31st March 2006	Interest received and credited to revenue
1	2	3	4	5	6	7
(In thousand of rupees)						
F - LOANS AND ADVANCES - Contd.						
<i>(iii) Loans for Economic Services - Contd.</i>						
(e) Industry and Minerals - Contd.						
6851- Loans for Village and Small Industries - Concl'd.						
195- Loans to Co-operatives - Concl'd.						
Loans to Orissa State Hand- loom Weavers' Co-operative Society Ltd. for renovation of Showroom.	2,04,81	..	2,04,81	..	2,04,81	..
Loans to Project package scheme for handloom deve- lopment project in Hill Areas.	63,70	..	63,70	..	63,70	..
Total - 195	7,67,28	..	7,67,28	16,06	7,51,22	..
200- Other Village Industries						
Loans to Rural Industries Project	49,31	..	49,31	..	49,31	..
796- Tribal Area Sub-plan	1,04,95	..	1,04,95	..	1,04,95	..
Total - 6851	21,69,36	..	21,69,36	61,61	21,07,75	..
6853- Loans for Non-Ferrous Mining and Metallurgical Industries.						
60- <i>Other Mining and Meta- llurgical Industries.</i>						
800- Other Loans	8,00,00	..	8,00,00	..	8,00,00	..
Total - 60	8,00,00	..	8,00,00	..	8,00,00	..
Total - 6853	8,00,00	..	8,00,00	..	8,00,00	..
6854- Loans for Cement and Non-Metallic Mineral Industries						
01- <i>Cement</i>						
190- Loans to Public Sector and Other Undertakings	39,80	..	39,80	..	39,80	..
Total - 01	39,80	..	39,80	..	39,80	..
Total - 6854	39,80	..	39,80	..	39,80	..

STATEMENT No. 18 - Contd.

Heads of Account	Balance on 1st April 2005	Amount advanced during 2005-2006	Total	Amount repaid during 2005-2006	Balance on 31st March 2006	Interest received and credited to revenue
1	2	3	4	5	6	7
(In thousand of rupees)						
F - LOANS AND ADVANCES - Contd.						
(iii) Loans for Economic Services - Contd.						
(e) Industry and Minerals - Contd.						
6859- Loans for Telecommunication and Electronic Industries						
02- Electronics						
190- Loans to Public Sector and Other Undertakings	7,80	..	7,80	..	7,80	..
Total - 02	7,80	..	7,80	..	7,80	..
Total - 6859	7,80	..	7,80	..	7,80	..
6860- Loans for Consumer Industries						
01- Textiles						
101- Loans to Co-operative Spinning Mills						
Loans to Weavers Co-operative Society towards Payment of OTS of Government Gurantee	3,10,66	..	3,10,66	..	3,10,66	..
190- Loans to Public Sector and Other Undertakings-						
Loans to O.T.M for B.I.F.R Package (Interest free)	6,63,00	..	6,63,00	..	6,63,00	..
Loans to Orissa State Textile Corporation.	30,62,19	..	30,62,19	..	30,62,19	..
Total - 190	37,25,19	..	37,25,19	..	37,25,19	..
195- Loans to Co-operatives -						
Loans to Konark Cotton Growers' Co-operative Spinning Mills Limited.	2,06,40	..	2,06,40	..	2,06,40	..
Loans to Gangapur Weavers' Co-operative Spinning Mills Limited.	5,69,23	..	5,69,23	..	5,69,23	..
Loans for Working Capital to SPINFED	95,15	..	95,15	7,15	88,00	..
Loans for Working Capital to Konark Spinning Mills	2,00,00	..	2,00,00	..	2,00,00	..
Loans to Weavers Co-operative Society towards payment of OTS of Government.	2,44,16	..	2,44,16	..	2,44,16	..
Total - 195	13,14,94	..	13,14,94	7,15	13,07,79	..
Total - 01	53,50,79	..	53,50,79	7,15	53,43,64	..
04- Sugar						
101- Loans to Co-operative Sugar Mills.	24,89,37	..	24,89,37	3,11,68	21,77,69	..
Total - 04	24,89,37	..	24,89,37	3,11,68	21,77,69	..

STATEMENT No. 18 - Contd.

Heads of Account	Balance on 1st April 2005	Amount advanced during 2005-2006	Total	Amount repaid during 2005-2006	Balance on 31st March 2006	Interest received and credited to revenue
1	2	3	4	5	6	7
(In thousand of rupees)						
F - LOANS AND ADVANCES - Contd.						
<i>(iii) Loans for Economic Services - Contd.</i>						
(e) Industry and Minerals - Contd.						
6860- Loans for Consumer Industries - Concl'd.						
60- Others						
101- Edible Oils	2,35,00	..	2,35,00	..	2,35,00	..
218- Salt	11,71	..	11,71	..	11,71	..
<i>Total - 60</i>	<i>2,46,71</i>	<i>..</i>	<i>2,46,71</i>	<i>..</i>	<i>2,46,71</i>	<i>..</i>
<i>Total - 6860</i>	<i>80,86,87</i>	<i>..</i>	<i>80,86,87</i>	<i>3,18,83</i>	<i>77,68,04</i>	<i>..</i>
6885- Other Loans to Industries and Minerals.						
01- Loans to Industrial Financial Institutions.						
190- Loans to Public Sector and Other Undertakings -						
Loans to IPICOL	4,15,00	..	4,15,00	..	4,15,00	..
Loans to OSFC	13,00	..	13,00	..	13,00	..
Loans to Orissa Industrial Development Corporation.	22,39,81	..	22,39,81	..	22,39,81	..
<i>Total - 190</i>	<i>26,67,81</i>	<i>..</i>	<i>26,67,81</i>	<i>..</i>	<i>26,67,81</i>	<i>..</i>
800- Other Loans -						
(A) Loans to Medium and Large Industries for Sales Tax.	2,04,07	..	2,04,07	..	2,04,07	..
(B) Loans to Orissa Infrastructure Development Corporation.	10,65,22	..	10,65,22	5,00,00
(C) Electricity Duty Loans to Large and Medium Industries.	1,68,60	..	1,68,60	..	1,68,60	..
(D) Loans to Industrial Development Corporation.	17,83,29	..	17,83,29	..	11,93,30	..
(E) Loans to Industrial Promotion and Investment Corporation of Orissa Limited.	15,34,99	..	15,34,99	..	15,34,99	..
(F) Loans to Orissa State Financial Corporation.	23,33,83	..	23,33,83	19,00,00	4,33,83	..
(G) Loans to Film Development Corporation of Orissa Limited.	1,13,28	..	1,13,28	..	1,13,28	..
(H) Loans to Leather Corporation of Orissa Limited.	37,00	..	37,00	..	37,00	..
<i>Total - 800</i>	<i>72,40,28</i>	<i>..</i>	<i>72,40,28</i>	<i>24,00,00</i>	<i>36,85,07 (E)</i>	<i>..</i>
<i>Total - 01</i>	<i>99,08,09</i>	<i>..</i>	<i>99,08,09</i>	<i>24,00,00</i>	<i>63,52,88 (E)</i>	<i>..</i>

(B) Differs by Rs. 5,65,22 thousand owing to reasons stated at footnote (A) at page-272

(C) Differs by Rs. 5,89,99 thousand owing to reasons stated at footnote (A) at page-272

(E) Differs by Rs. 11,55,21 thousand due to reasons stated at footnote (B) and (C) above.

STATEMENT No. 18 - Contd.

Heads of Account	Balance on 1st April 2005	Amount advanced during 2005-2006	Total	Amount repaid during 2005-2006	Balance on 31st March 2006	Interest received and credited to revenue
1	2	3	4	5	6	7
(In thousand of rupees)						
F - LOANS AND ADVANCES - Contd.						
(iii) Loans for Economic Services - Concl.						
(e) Industry and Minerals - Concl.						
6885- Other Loans to Industries and Minerals - Concl.						
02- Development of Backward Areas						
190- Loans to Public Sector and Other Undertakings.						
Loans to Orissa Infrastructure Development Corporation.	1,00,00	..	1,00,00 (D)	..
Total - 190	1,00,00	..	1,00,00
Total - 02	1,00,00	..	1,00,00
60- Others						
800- Other Loans						
(1) Loans to Medium and Large Industries for Sales Tax.	27,59	..	27,59	4,75	22,84	..
(2) Loans to Orissa Infrastructure Development Corporation.	20,96	..	20,96	12,76,17	.. (A)	..
(3) Electricity Duty- Loans to Large and Medium Industries.	1,86,00	..	1,86,00	..	1,86,00	..
(4) Loans to entrepreneurs against electricity duty.	25,42	..	25,42	20	25,22	..
(5) Other Loans	15,49	..	15,49	2,16	13,33	..
Total - 800	2,75,46	..	2,75,46	12,83,28	2,47,39 (A)	..
Total - 60	2,75,46	..	2,75,46	12,83,28	2,47,39 (A)	..
Total - 6885	1,02,83,55	..	1,02,83,55	36,83,28	66,00,27	..
Total - (e) Industry and Minerals	2,13,87,38	..	2,13,87,38	40,63,72	1,73,23,66	..
(f) Transport						
7053- Loans for Civil Aviation						
800- Pilot's license trainees	..	3,50	3,50	..	3,50	..
Total - 800	..	3,50	3,50	..	3,50	..
Total - 7053	..	3,50	3,50	..	3,50	..
7055- Loans for Road Transport						
190- Loans to Public Sector and Other undertakings						
Loans to OSRTC for repayment of Loans availed under State Govt. Gurantee through OTS.	16,39,00	..	16,39,00	..	16,39,00	..
Total - 190	16,39,00	..	16,39,00	..	16,39,00	..
Total - 7055	16,39,00	..	16,39,00	..	16,39,00	..
Total-(f) Transport	16,39,00	3,50	16,42,50	..	16,42,50	..

(A) Differs by Rs. 12,55,21 thousand owing to amount transferred proforma to 6885-01-800-Loans to Orissa Infrastructure Development Corporation (Rs. 5,65,22 thousand), 02-190-(Rs. 1,00,00 thousand) and 01-800-Loans to Industrial Development Corporation (Rs. 5,89,99 thousand)

(D) Difference of Rs. 1,00,00 thousand is due to reasons stated at footnote-(A) above.

STATEMENT No. 18 - Contd.

Heads of Account	Balance on 1st April 2005	Amount advanced during 2005-2006	Total	Amount repaid during 2005-2006	Balance on 31st March 2006	Interest received and credited to revenue
1	2	3	4	5	6	7
(In thousand of rupees)						
F - LOANS AND ADVANCES - Concl'd.						
(g) General Economic Services						
7465- Loans for General Financial and Trading Institutions.						
102- Trading Institutions	7,33,98	..	7,33,98	..	7,33,98	..
Total - 102	7,33,98	..	7,33,98	..	7,33,98	..
Total - 7465	7,33,98	..	7,33,98	..	7,33,98	..
Total-(g) General Economic Services	7,33,98	..	7,33,98	..	7,33,98	..
Total - (iii) Loans for Economic Services	27,28,98,66	11,91,95	27,40,90,61	1,96,11,77	25,44,78,84	..
(iv) Loans to Government Servants, etc.						
7610- Loans to Government Servants, etc.						
201- House Building Advances	1,55,45,51 (A)	14,26,39	1,69,71,90	12,82,69	1,56,89,21	..
Special House Building Advance	1,51,78,24	1,00	1,51,79,24	1,16,17,25	35,61,99	..
Total - 201	3,07,23,75	14,27,39	3,21,51,14	1,28,99,94	1,92,51,20	..
202- Advances for purchase of Motor Conveyances.	12,33,73	90,97	13,24,70	6,22,81	7,01,89	..
Total - 202	12,33,73	90,97	13,24,70	6,22,81	7,01,89	..
800- Other Advances	3,04,46	3,75,02	6,79,48	3,80,43	2,99,05	..
Total - 800	3,04,46	3,75,02	6,79,48	3,80,43	2,99,05	..
Total - 7610	3,22,61,94	18,93,38	3,41,55,32	1,39,03,18	2,02,52,14	..
Total - (iv) Loans to Government Servants, etc.	3,22,61,94	18,93,38	3,41,55,32	1,39,03,18	2,02,52,14	..
(v) Loans for Miscellaneous Services						
7615- Miscellaneous Loans						
200- Miscellaneous Loans	4,17,98,39	30,45,48	4,48,43,87	5,32,74	4,43,11,13	..
Total - 7615	4,17,98,39	30,45,48	4,48,43,87	5,32,74	4,43,11,13	..
Total - (v) Loans for Miscellaneous Services.	4,17,98,39	30,45,48	4,48,43,87	5,32,74	4,43,11,13	..
Total - F - LOANS AND ADVANCES	36,19,52,81	67,19,94	36,86,72,75	3,47,59,67	33,39,13,08	1,67,30,48 (X)

(X) This amount is not susceptible of allocation among the various functional Major Heads.
The figure differs from the total of Rs.2,98,01,90 thousand shown under "0049-Interest Receipts of State/Union Territory Governments" in Statement No.11 by Rs. 1,30,71,42 thousand due to exclusion of i) Interest on Cash Balance Investment Account:- Rs.90,49,47 thousand ii) Other Receipts (Rs 40,21,95 thousand).

(A) Difference Rs. 1 thousand in the closing balance of 2004-2005 due to rounding, now adjusted.

STATEMENT No.18 - Concl'd.

**DETAILS OF LOANS ADVANCED DURING THE YEAR 2005-2006
FOR "PLAN" PURPOSES ARE GIVEN BELOW:-**

Sl. No.	Major Heads of Account	Amount
1	2	3
(In thousand of rupees)		
1	6216- Loans for Housing	5,89,13
2	6425- Loans for Co-operation	2,02,95
3	6801- Loans for Power Projects	9,83,50
Total		<u>17,75,58</u>

STATEMENT No. 19

STATEMENT SHOWING THE DETAILS OF THE EARMARKED BALANCES

Name of the Reserve Fund or Deposit Account	Balance on 1st April 2005			Balance on 31st March 2006		
	Cash	Investment	Total	Cash	Investment	Total
1	2	3	4	5	6	7
(In thousand of rupees)						
J - RESERVE FUNDS						
(a) Reserve Funds bearing Interest						
8115- Depreciation/Renewal Reserve Fund						
103- Depreciation Reserve Fund-						
Government Commercial Departments and Undertakings -						
Hirakud Dam Project Stage-I & II.	3,20,08	..	3,20,08	3,20,08	..	3,20,08
Duduma Transmission Scheme.	20,93	..	20,93	20,93	..	20,93
Hirakud Power Utilisation Scheme.	16,04	..	16,04	16,04	..	16,04
Cuttack Thermal Scheme	19,41	..	19,41	19,41	..	19,41
Baripada Electricity Supply Scheme.	4,00	..	4,00	4,00	..	4,00
Town Electrification Scheme Group-I.	1,70	..	1,70	1,70	..	1,70
Town Electrification Scheme Group-II.	3,34	..	3,34	3,34	..	3,34
Electrification of Small Towns and Rural Areas, Group - III	6,47	..	6,47	6,47	..	6,47
Expansion of Power facilities.	5,59	..	5,59	5,59	..	5,59
Talcher Thermal Scheme	84,52	..	84,52	84,52	..	84,52
Total - 103	4,82,08	..	4,82,08	4,82,08	..	4,82,08
Total - 8115	4,82,08	..	4,82,08	4,82,08	..	4,82,08

STATEMENT No. 19 - Contd.

Name of the Reserve Fund or Deposit Account	Balance on 1st April 2005			Balance on 31st March 2006		
	Cash	Investment	Total	Cash	Investment	Total
1	2	3	4	5	6	7
(In thousand of rupees)						
J - RESERVE FUNDS -Contd.						
(a) Reserve Funds bearing Interest - Concltd.						
8121- General and other Reserve Funds.						
101- General and other Reserve Funds of Government Commercial Departments and Undertakings.	1,88	..	1,88	1,88	..	1,88
122- Calamity Relief Fund	49,15,94	..	49,15,94	(a)
Total - 8121	49,17,82	..	49,17,82	1,88	..	1,88
Total - (a) - Reserve Funds bearing Interest.	53,99,90	..	53,99,90	4,83,96	..	4,83,96
(b) Reserve funds not bearing interest.						
8222- Sinking Funds						
<i>01- Appropriation for reduction or avoidance of debt.</i>						
101- Sinking Funds						
Loans received from Life Insurance Corporation of India for various Housing Schemes.	4,71,87	..	4,71,87	4,79,11		4,79,11
Consolidated Sinking Fund	..	9,85,00,00	9,85,00,00	-96	16,45,00,00	16,44,99,04
				(b)		
Total - 01	4,71,87	9,85,00,00	9,89,71,87	4,78,15	16,45,00,00	16,49,78,15
Total - 8222	4,71,87	9,85,00,00	9,89,71,87	4,78,15	16,45,00,00	16,49,78,15
8223- Famine Relief Fund						
101- Orissa Famine Relief Fund.	3,68,54	..	3,68,54	3,92,63	..	3,92,63
Total - 8223	3,68,54	..	3,68,54	3,92,63	..	3,92,63

(a) Balance of Rs.1,01,39,11 thousand transferred proforma to new Head of Account 8235-General and Other reserve Funds-111-Calamity Relief Fund.

(b) Minus "Cash" is due to booking of Service Charges by R.B.I.

STATEMENT No. 19 - Contd.

Name of the Reserve Fund or Deposit Account	Balance on 1st April 2005			Balance on 31st March 2006		
	Cash	Investment	Total	Cash	Investment	Total
1	2	3	4	5	6	7

(In thousand of rupees)

J - RESERVE FUNDS -Contd.**(b) Reserve funds not
bearing interest - Contd.**

8229- Development and Welfare Funds

101- Development funds for
Educational purposes.

Orissa Loan Stipend Fund	1,67,34	..	1,67,34	1,20,16	..	1,20,16
--------------------------	---------	----	---------	---------	----	---------

103- Development Funds for
Agricultural purposes.

State Agricultural Credit Relief and Guarantee Fund.	11,24	..	11,24	11,24	..	11,24
--	-------	----	-------	-------	----	-------

109- Co-operative Development Funds

State Co-operative Development Fund.	2,00	..	2,00	2,00	..	2,00
---	------	----	------	------	----	------

123- Consumer Welfare Fund

	25,22	..	25,22	25,22	..	25,22
--	-------	----	-------	-------	----	-------

Total - 8229	2,05,80	..	2,05,80	1,58,62	..	1,58,62
--------------	---------	----	---------	---------	----	---------

8235- General and Other
Reserve Funds.

102- Zamindary Abolition Fund.	59,19	..	59,19	59,19	..	59,19
--------------------------------	-------	----	-------	-------	----	-------

103- Religious and Charitable Endowment Funds.	1,51	..	1,51	1,51	..	1,51
---	------	----	------	------	----	------

STATEMENT No. 19 - Contd.

Name of the Reserve Fund or Deposit Account	Balance on 1st April 2005			Balance on 31st March 2006		
	Cash	Investment	Total	Cash	Investment	Total
1	2	3	4	5	6	7
(In thousand of rupees)						
J - RESERVE FUNDS -Concl.						
(b) Reserve funds not bearing interest - Concl.						
8235- General and Other Reserve Funds - Concl.						
111- Calamity Relief Fund	-1,30,31,21 (a)	3,01,53,58	1,71,22,37 (b)
117- Guarantee redemption Funds	..	2,10,00,00	2,10,00,00	..	3,00,00,00	3,00,00,00
200- Other Funds						
Guarantee Reserve Fund	2,50,28	..	2,50,28	2,50,28	..	2,50,28
Passengers Amenities Reserve Fund.	6,00	..	6,00	6,00	..	6,00
Total - 200	2,56,28	..	2,56,28	2,56,28	..	2,56,28
Total - 8235	3,16,98	2,10,00,00	2,13,16,98	-1,27,14,23 (a)	6,01,53,58	4,74,39,35
Total - (b) Reserve funds not bearing interest	13,63,19	11,95,00,00	12,08,63,19	-1,16,84,83 (a)	22,46,53,58	21,29,68,75
Total - J - RESERVE FUNDS	67,63,09	11,95,00,00	12,62,63,09	-1,12,00,87	22,46,53,58	21,34,52,71

K - DEPOSITS AND ADVANCES**(b) Deposits not bearing Interest**

8449- Other Deposits

103- Subventions from Central Road Fund.	30,19	..	30,19	30,19	..	30,19
120- Miscellaneous Deposits-						
Deposit Account of grants made by the Indian Council of Agricultural Research.	23,62	..	23,62	23,62	..	23,62
Deposit Account of grants from the Central Government for development of Handloom Industries.	54	..	54	54	..	54
Deposit Account of grants made by the Central Silk Board	32	..	32	32	..	32

(a) Minus "Cash" is due to excess investment.

(b) Rs.1,01,39,11 thousand transferred proforma from 8121-General and Other Reserve Funds 122-Calamity relief fund.

STATEMENT No. 19 - Concl.

Name of the Reserve Fund or Deposit Account	Balance on 1st April 2005			Balance on 31st March 2006		
	Cash	Investment	Total	Cash	Investment	Total
1	2	3	4	5	6	7
(In thousand of rupees)						
K - DEPOSITS AND ADVANCES - Contd.						
(b) Deposits not bearing Interest - Contd.						
8449- Other Deposits - Contd.						
120- Miscellaneous Deposits- Contd.						
Deposit Account of grants made by the Indian Central Coconut Committee.	53	..	53	53	..	53
Deposit Account of grants made by the National Co-Operative Development Corporation.	10,04	..	10,04	10,04	..	10,04
Deposit Account for payment of honorarium to enumeration staff in connection with 1991 Census.	1,95,60	..	1,95,60	1,95,60	..	1,95,60
Deposit Account of grants made by the Indian Central Arecanut Committee.	40	..	40	40	..	40
Deposit Account of grants received from Ford Foundation.	13	..	13	13	..	13
Bonus for accelerating production of food grains.	10,37	..	10,37	10,37	..	10,37
Deposit Account of Fund for Lift Irrigation Scheme.	75	..	75	75	..	75
Deposit Account of Workmens Benefit Fund.	3	..	3	3	..	3
Deposit account of acquisition and transfer of Chargecrome Division of Orissa Mining Corporation.	1,02,60,86	..	1,02,60,86	1,02,60,86	..	1,02,60,86
Advance from the Famine Relief Fund for financing State Loan Account.	40,00	..	40,00	40,00	..	40,00
Deposit Account of transfer of Talcher Thermal Power Station.	1,00,00,00	..	1,00,00,00	1,00,00,00	..	1,00,00,00
Total - 120	2,05,43,19	..	2,05,43,19	2,05,43,19	..	2,05,43,19
Total - 8449	2,05,73,38	..	2,05,73,38	2,05,73,38	..	2,05,73,38
Total - (b) Deposits not bearing Interest	2,05,73,38	..	2,05,73,38	2,05,73,38	..	2,05,73,38
Total - K - DEPOSITS AND ADVANCES	2,05,73,38	..	2,05,73,38	2,05,73,38	..	2,05,73,38
GRAND TOTAL (J+K)	2,73,36,47	11,95,00,00	14,68,36,47	93,72,51	22,46,53,58	23,40,26,09

ANNEXURE TO STATEMENT No. 19

Description of Loan	Balance on 1st April 2005	Amount appropriated from Revenue	Gain on realisation of securities
1	2	3	4
(In thousand of rupees)			
SINKING FUNDS FOR AMORTISATION OF LOANS			
Loans received from Life Insurance Corporation of India	4,71,87	7,24	..
Total - Amortisation	4,71,87	7,24	..
Total- Sinking Funds	4,71,87	7,24	..
CONSOLIDATED SINKING FUND			
Consolidated Sinking Fund	9,85,00,00	6,60,00,00	..
GUARANTEE REDEMPTION FUND			
Guarantee Redemption Fund	2,10,00,00	90,00,00	..
CALAMITY RELIEF FUND			
Calamity Relief Fund	..	3,01,55,00	..

ANNEXURE TO STATEMENT No. 19

Interest on investment	Total	Less Discharge during the year	Amount transferred to miscellaneous Government Account on maturity of loans	Balance on 31st March 2006
5	6	7	8	9

(In thousand of rupees)

SINKING FUNDS FOR AMORTISATION OF LOANS

..	4,79,11	4,79,11
..	4,79,11	4,79,11
..	4,79,11	4,79,11

CONSOLIDATED SINKING FUND

..	16,45,00,00	16,45,00,00
----	-------------	----	----	-------------

GUARANTEE REDEMPTION FUND

..	3,00,00,00	3,00,00,00
----	------------	----	----	------------

CALAMITY RELIEF FUND

..	3,01,55,00	2,31,71,74	..	1,71,22,37
----	------------	------------	----	------------

APPENDICES

APPENDIX - I

**Investment of Government at the end of 2003-2004, 2004-2005
(Referred to the Explanatory**

	2003-2004		
	Number of concerns	Investment to the end of the year	Dividend/Interest received during the year
1	2	3	4
		(In lakh of rupees)	
Statutory Corporations	4	1,66,61.70	1,42.71
Government Companies	85	10,90,94.75	1,36,37.47
Joint Stock Companies	23	1,24.55	0.38
Co-operative Institutions	.. (A)	2,97,82.45	25.57
Total		15,56,63.45	1,38,06.13 (B)

(A) The information about number of Co-operative Institutions under operation have not been received from Government.

(B) The details of dividend could not be shown separately as they are not available in treasury schedules.

APPENDIX-I

**and 2005-2006 and the dividend/interest received therefrom
Note No.I under Statement No.2 at Page No. 32**

2004-2005			2005-2006		
Number of concerns	Investment to the end of the year	Dividend/Interest received during the year	Number of concerns	Investment to the end of the year	Dividend/Interest received during the year
5	6	7	8	9	10
(In lakh of rupees)			(In lakh of rupees)		
3	1,66,61.70	31,28.40	3	1,66,61.70	..
78	11,33,15.06	37,56.56	78	11,45,14.34	1,20,15.77
23	1,24.55	..	23	1,24.55	..
..	3,09,39.21	29.78	..	3,24,08.65	43.25
(A)	16,10,40.52	69,14.74	(A)	16,37,09.24	1,20,59.02

APPENDIX - II

Cases where Details / Information are awaited from Department / Treasury Officers
in connection with reconciliation of balances
(Referred to in Explanatory Note.2 under Statement No. 8 at Page No.60

Sl. No.	Heads of Account	Department/Treasury Officers responsible for reconciliation	Earliest year to which the difference relates	Amount of difference
1	2	3	4	5
(In thousand of rupees)				
F - LOANS AND ADVANCES				
1.	6851- Loans for Village and Small Industries.	Departmental Officers and Treasury Officers.	1966-67	25,76
K - DEPOSITS AND ADVANCES				
2.	8443- Civil Deposits			
	101- Revenue Deposits	Treasury Officers	1964-65	95,37
	104- Civil Court Deposits	Law Department	1964-65	71,96
	105- Criminal Court Deposits	Law Department	1964-65	19,07
	106- Personal Deposits	All Treasury Officers	1964-65	12,60
	117- Deposits for work done for Public Bodies and Private Individuals	Trasury Officers of Cuttack, Sambalpur and Sundergarh.	1964-65	6,25
	123- Deposits of Educational Institutions	All Treasury Officers	1964-65	35,71
M - REMITTANCES				
3.	8782- Cash Remittances and adjustments between officers rendering accounts to the same Accounts Officer.			
	I - Remittances into Treasuries	Treasury Officers and Executive Engineers of Public Works Department.	1964-65	3,37,24
	II - Public Works / Forest Cheques	Treasury Officers and Executive Engineers of Public Works Department.	1964-65	-68,57,43
	III - Other Remittances (b) items adjustable by Public Works.	Treasury Officers and Executive Engineers of Public Works Department.	1964-65	-2,07,23

APPENDIX - II - Contd.

Sl. No.	Heads of Account	Department/Treasury Officers responsible for reconciliation	Earliest year to which the difference relates	Amount of difference
1	2	3	4	5
(In thousand of rupees)				
Hirakud Remittances				
	I - Remittances into Treasuries	Financial Advisor and Chief Accounts Officer, Hirakud Dam Project and Treasury Officer, Sambalpur.	1964-65	1,99
	II - Public Works / Forest Cheques	Financial Advisor and Chief Accounts Officer, Hirakud Dam Project and Treasury Officer, Sambalpur.	1979-80	-4,26,77
	III - Other Remittances (b) items adjustable by Public Works.	Financial Advisor and Chief Accounts Officer, Hirakud Dam Project and Treasury Officer, Sambalpur.	1979-80	43,75
Balimela Remittances				
	I - Remittances into Treasuries	Financial Advisor and Chief Accounts Officer, Balimela Dam Project, Chitrakonda, Treasury Officers, Koraput and Malkangiri.	1964-65	56,76
	II - Public Works / Forest Cheques	Financial Advisor and Chief Accounts Officer, Balimela Dam Project, Chitrakonda, Treasury Officers, Koraput and Malkangiri.	1964-65	31,89
	III - Other Remittances (b) items adjustable by Public Works.	Financial Advisor and Chief Accounts Officer, Balimela Dam Project, Chitrakonda, Treasury Officers, Koraput and Malkangiri.	1964-65	66,15
Rengali Remittances				
	I - Remittances into Treasuries	Financial Advisor and Chief Accounts Officer, Rengali Irrigation Project, Samal and Treasury Officers, Dhenkanal and Angul.	1980-81	6,08,35

APPENDIX - II - Contd.

Sl. No.	Heads of Account	Department/Treasury Officers responsible for reconciliation	Earliest year to which the difference relates	Amount of difference
1	2	3	4	5
				(In thousand of rupees)
	II - Public Works / Forest Cheques	Financial Advisor and Chief Accounts Officer, Rengali Irrigation Project, Samal and Treasury Officers, Dhenkanal and Angul.	1980-81	23,42,64
	III - Other Remittances (b) items adjustable by Public Works.	Financial Advisor and Chief Accounts Officer, Rengali Irrigation Project, Samal and Treasury Officers, Dhenkanal and Angul.	1980-81	1,61,31
Rengali Multipurpose Project Remittances				
	I - Remittances into Treasuries	Financial Advisor and Chief Accounts Officer, Rengali Multipurpose Project and Treasury Officer, Dhenkanal.	1974-75	-4,02,21
	II - Public Works / Forest Cheques	Financial Advisor and Chief Accounts Officer, Rengali Multipurpose Project and Treasury Officer, Dhenkanal.	1974-75	-70,35,44
	III - Other Remittances (b) items adjustable by Public Works.	Financial Advisor and Chief Accounts Officer, Rengali Multipurpose Project and Treasury Officer, Dhenkanal.	1974-75	58,80
Upper Indravati Remittances				
	I - Remittances into Treasuries	Financial Advisor and Chief Accounts Officer, Upper Indravati Project and Treasury Officers, Kalahandi, Koraput and Nowrangpur.	1981-82	4,59,90
	II - Public Works / Forest Cheques	Financial Advisor and Chief Accounts Officer, Upper Indravati Project and Treasury Officers, Kalahandi, Koraput and Nowrangpur.	1981-82	99,17

APPENDIX - II - Contd.

Sl. No.	Heads of Account	Department/Treasury Officers responsible for reconciliation	Earliest year to which the difference relates	Amount of difference
1	2	3	4	5
			(In thousand of rupees)	
	III - Other Remittances (b) items adjustable by Public Works.	Financial Advisor and Chief Accounts Officer, Upper Indravati Project and Treasury Officers, Kalahandi, Koraput and Nowarangpur.	1981-82	1,22,64
	Upper Kolab Remittances			
	I - Remittances into Treasuries	Financial Advisor and Chief Accounts Officer, Upper Kolab Project and Treasury Officers, Koraput and Jeypore.	1979-80	16,94,09
	II -Public Works / Forest Cheques	Financial Advisor and Chief Accounts Officer, Upper Kolab Project and Treasury Officers, Koraput and Jeypore.	1979-80	14,44,89
	III - Other Remittances (b) items adjustable by Public Works.	Financial Advisor and Chief Accounts Officer, Upper Kolab Project and Treasury Officers, Koraput and Jeypore.	1979-80	-1,07,78
	Potteru Remittances			
	I - Remittances into Treasuries	Financial Advisor and Chief Accounts Officer, Potteru Irrigation Project, Chitrakonda and Treasury Officers, Koraput and Malkangiri.	1979-80	4,80,88
	II-Public Works / Forest Cheques	Financial Advisor and Chief Accounts Officer, Potteru Irrigation Project, Chitrakonda and Treasury Officers, Koraput and Malkangiri.	1979-80	3,70,27
	III-Other Remittances (b) items adjustable by Public Works	Financial Advisor and Chief Accounts Officer, Potteru Irrigation Project, Chitrakonda and Treasury Officers, Koraput and Malkangiri.	1979-80	21,79

APPENDIX - II - Contd.

Sl. No.	Heads of Account	Department/Treasury Officers responsible for reconciliation	Earliest year to which the difference relates	Amount of difference
1	2	3	4	5
(In thousand of rupees)				
Mahanadi-Birupa Barrage Project Remittances				
	I - Remittances into Treasuries	Financial Advisor and Chief Accounts Officer, Mahanadi-Birupa Barrage Project and Treasury Officer, Cuttack.	1985-86	4,72,90
	II - Public Works / Forest Cheques	Financial Advisor and Chief Accounts Officer, Mahanadi-Birupa Barrage Project and Treasury Officer, Cuttack.	1985-86	4,80,01
	III - Other Remittances (b) items adjustable by Public Works	Financial Advisor and Chief Accounts Officer, Mahanadi-Birupa Barrage Project and Treasury Officer, Cuttack.	1985-86	-10,76,95
Subarnarekha Irrigation Project Remittances				
	I - Remittances into Treasuries	Financial Advisor and Chief Accounts Officer, Subarnarekha Irrigation Project, Baripada and Treasury Officers, Mayurbhanj and Baripada.	1991-92	30,48
	II - Public Works / Forest Cheques	Financial Advisor and Chief Accounts Officer, Subarnarekha Irrigation Project, Baripada and Treasury Officers, Mayurbhanj and Baripada.	1991-92	11,59,28
	III - Other Remittances (b) items adjustable by Public Works	Financial Advisor and Chief Accounts Officer, Subarnarekha Irrigation Project, Baripada and Treasury Officers, Mayurbhanj and Baripada.	1991-92	2,28

APPENDIX - II - Concl.

Sl. No.	Heads of Account	Department/Treasury Officers responsible for reconciliation	Earliest year to which the difference relates	Amount of difference
1	2	3	4	5
(In thousand of rupees)				
Mahanadi-Chitrotpala Island Irrigation Project Remittances				
	I - Remittance into Treasuries.	Financial Advisor and Chief Accounts Officer, Mahanadi Chitrotpala Island Irrigation Project and Treasury Officer, Cuttack.	1996-97	80
	II - Public Works/Forest cheques.	Financial Advisor and Chief Accounts Officer, Mahanadi Chitrotpala Island Irrigation Project and Treasury Officer, Cuttack	1996-97	1,53,35
Naraj Barrage Project Remittances				
	I - Remittance into Treasuries.	Financial Advisor and Chief Accounts Officer, Naraj Barrage Project, Munduli and Treasury Officer, Cuttack	1999-2000	2,96
	II - Public Works/Forest cheques.	Financial Advisor and Chief Accounts Officer, Naraj Barrage Project, Munduli and Treasury Officer, Cuttack	1999-2000	-4,44,56
Rengali Right Canal System Project Remittances				
	I - Remittance into Treasuries.	Financial Advisor and Chief Accounts Officer, Rengali Right Canal System Project, Mashiapata, Dhenkanal and Treasury Officers Dhenkanal and Angul.	1999-2000	1,04
	II - Public Works/Forest cheques.	Financial Advisor and Chief Accounts Officer, Rengali Right Canal System Project, Mashiapata, Dhenkanal and Treasury Officers Dhenkanal and Angul.	1999-2000	65,17,79

APPENDIX - III

Cases where verification and acceptance of balances have been unduly delayed

(Referred to in the Explanatory Note.2 under Statement No.8 at page - 60

Heads of Account	Number of acceptances awaited	Year from which acceptances awaited	Amount outstanding on 31st March 2006
1	2	3	4
(In lakh of rupees)			
I - Loans for which detailed accounts are maintained in Accounts Office.			
6217 - Loans for Urban Development	46	1974-75	12.00
	3	1975-76	0.56
	8	1976-77	1.39
	2	1977-78	0.20
	13	1978-79	1.71
	12	1979-80	1.09
	13	1980-81	1.29
	8	1981-82	5.25
	9	1982-83	1.34
	11	1983-84	16.03
	3	1984-85	5.40
	1	1985-86	4.34
	4	1986-87	2.77
	6	1987-88	4.09
	6	1988-89	1.32
	3	1989-90	1.65
	4	1990-91	0.12
	3	1991-92	0.00
	2	1992-93	23.65
	31	1993-94	28.92
	14	1994-95	37.26
	22	1995-96	47.78
	26	1996-97	1,22.89
	32	1997-98	1,89.56
	38	1998-99	8,53.42
	25	1999-2000	5,41.23
	27	2000-2001	8,46.1
	29	2001-2002	3,27.19
	103	2002-2003	1,93.01
Total	504		32,71.56 (A)
6851 - Loans for Village and Small Industries	50	1968-69	3.54
	60	1969-70	3.25
	55	1970-71	2.50
	95	1971-72	5.64
	103	1972-73	3.40
	62	1978-79	6.40
Total	425		24.73 (A)

(A) Confirmation of balances up to the year 2005-2006 by the concerned authorities/administrative departments has not been made.

APPENDIX-IV

DETAILS OF GRANTS-IN-AID GIVEN BY THE STATE GOVERNMENT TO THE LOCAL BODIES

(Refer to Note under Statement No. 12 at Page 137)

(In lakh of rupees)

Heads & Description	Actuals for the year			Recipient Agency (Municipal Councils/Corporation and Panchayat as applicable)	Amount received during the year for			Total Details of Assets
	Plan (including CSS)	Non Plan	Total		Revenue Expenditure	Capital Expenditure	Amount	

Note: -

Information regarding creation of Capital assets by the Local Bodies out of the Grants-in-Aid received by them is awaited from the State Government.

APPENDIX-V*(Referred to note - (b) at page 137 undre Statement No.12)***Expenditure on Salaries * organised by major heads, during the year 2005-2006***(Figures in italics represent charged expenditure)*

Heads	Actuals for 2005-2006				Total
	Non-Plan	State Plan	Central Plan	Centrally Sponsored Plan	
1	2	3	4	5	6
EXPENDITURE HEADS					
(Revenue Account)					
A - GENERAL SERVICES					
(a) Organs of State					
2011- Parliament / State / Union Territory Legislatures	4,78 4,98,70	5,03,48
2012- Governor / Administrator of Union Territories	1,45,12	1,45,12
2014- Administration of Justice	7,63,40 49,53,04	..	56,22	..	57,72,66
2015- Elections	2,89,70	2,89,70
Total - (a) Organs of State	9,13,30 57,41,44	..	56,22	..	67,10,96
(b) Fiscal services					
2029- Land Revenue	89,92,62	89,92,62
2030- Stamps and Registration	9,28,61	9,28,61
2039- State Excise	11,94,55	11,94,55
2040- Taxes on Sales, Trades etc.	20,60,38	20,60,38
2041- Taxes on Vehicles	8,10,86	8,10,86
2045- Other Taxes and Duties on Commodities and Services.	1,50,79	93,55	2,44,34
2047- Other Fiscal Services	1,24,16	1,24,16
Total - (b) Fiscal Services	1,42,61,97	93,55	1,43,55,52

* The figures represent expenditure booked in the accounts under the object head Salaries.

APPENDIX-V - Contd.*(Figures in italics represent charged expenditure)*

Heads	Actuals for 2005-2006					Total
	Non-Plan	State Plan	Central Plan	Centrally Sponsored Plan		
1	2	3	4	5	6	
EXPENDITURE HEADS						(In thousand of rupees)
(Revenue Account) - Contd.						
A - GENERAL SERVICES - Concl.						
(d) Administrative Services						
2051- Public Service Commission	<i>1,70,72</i>	1,70,72
2052- Secretariat-General Services	47,95,70	47,95,70
2053- District Administration.	42,95,93	42,95,93
2054- Treasury and Accounts Administration	23,58,84	23,58,84
2055- Police	3,62,97,23	3,62,97,23
2056- Jails	16,45,80	16,45,80
2058- Stationery and Printing	12,28,55	12,28,55
2059- Public Works	76,78,68	76,78,68
2070- Other Administrative Services	44,92,74	..	78,90	45,71,64
	<i>1,70,72</i>	..	78,90	
Total - (d) Administrative Services	<i>6,27,93,47</i>	..	78,90	6,30,43,09
	<i>10,84,02</i>	
Total - (A) General Services	<i>8,27,96,88</i>	93,55	1,35,12	8,41,09,57
B - SOCIAL SERVICES						
(a) Education, Sports, Art and Culture						
2202- General Education	18,02,70,71	13,23,26	5,25,18	18,21,19,15
2203-Technical Education	8,13,43	8,25	..	8,21,68
2204-Sports and Youth Services	5,71,27	3,64	5,74,91
2205-Art and Culture	5,49,26	5,49,26
	<i>18,22,04,67</i>	<i>13,26,90</i>	<i>5,25,18</i>	<i>8,25</i>	..	
Total - (a) Education, Sports, Art and Culture.	<i>18,22,04,67</i>	<i>13,26,90</i>	<i>5,25,18</i>	<i>8,25</i>	..	18,40,65,00
(b) Health and Family Welfare						
2210-Medical and Public Health	3,20,30,73	17,40,75	1,06,10	3,38,77,58
2211-Family Welfare	11,15	8,01,67	61,37,19	8,19	..	69,58,20
	<i>3,20,41,88</i>	<i>25,42,42</i>	<i>62,43,29</i>	<i>8,19</i>	..	
Total - (b) Health and Family Welfare.	<i>3,20,41,88</i>	<i>25,42,42</i>	<i>62,43,29</i>	<i>8,19</i>	..	4,08,35,78

APPENDIX-V - Contd.*(Figures in italics represent charged expenditure)*

Heads	Actuals for 2005-2006					Total
	Non-Plan	State Plan	Central Plan	Centrally Sponsored Plan		
1	2	3	4	5	6	
EXPENDITURE HEADS						
(In thousand of rupees)						
(Revenue Account) - Contd.						
B - SOCIAL SERVICES - Concltd.						
(c) Water Supply, Sanitation, Housing and Urban Development.						
2215-Water Supply and Sanitation	34,60,26	15,82,51	..	5,16,91	55,59,68	
2216-Housing	5,74,33	5,74,33	
2217-Urban Development	3,70,78	3,70,78	
Total - (c) Water Supply, Sanitation, Housing and Urban Development.	44,05,37	15,82,51	..	5,16,91	65,04,79	
(d) Information and Broadcasting						
2220-Information and Publicity	6,67,90	6,67,90	
Total - (d) Information and Broadcasting.	6,67,90	6,67,90	
(e) Welfare of Scheduled Castes, Scheduled Tribes and Other Backward Classes.						
2225- Welfare of Scheduled Castes, Scheduled Tribes and Other Backward Classes.	75,38,56	6,07,00	2,77	..	81,48,33	
Total - (e) Welfare of Scheduled Castes, Scheduled Tribes and Other Backward Classes.	75,38,56	6,07,00	2,77	..	81,48,33	
(f) Labour and Labour Welfare						
2230-Labour and Employment	19,84,71	19,84,71	
Total - (f) Labour and Labour Welfare.	19,84,71	19,84,71	
(g) Social Welfare and Nutrition						
2235-Social Security and Welfare	11,34,24	..	28,54,18	..	39,88,42	
2236-Nutrition	1,03,23	1,03,23	
2245-Relief on account of Natural Calamities	2,12,25	2,12,25	
Total - (g) Social Welfare and Nutrition.	14,49,72	..	28,54,18	..	43,03,90	
(h) Others						
2250-Other Social Services	2,68,33	2,68,33	
2251-Secretariat-Social Services	18,70,90	20,11	36,23	..	19,27,24	
Total - (h) Others	21,39,23	20,11	36,23	..	21,95,57	
Total - (B) Social Services	23,24,32,04	60,78,94	96,61,65	5,33,35	24,87,05,98	

APPENDIX-V - Contd.*(Figures in italics represent charged expenditure)*

Heads	Actuals for 2005-2006					Total
	Non-Plan	State Plan	Central Plan	Centrally Sponsored Plan		
1	2	3	4	5	6	
EXPENDITURE HEADS						
(Revenue Account) - Contd.						
C-ECONOMIC SERVICES						
(a) Agriculture and Allied Activities						
2401-Crop Husbandry	97,70,24	..	62,78	11,69,66	1,10,02,68	
2402-Soil and Water Conservation	24,96,22	24,96,22	
2403-Animal Husbandry	69,08,95	34,16	69,43,11	
2404-Dairy Development	35,00	35,00	
2405-Fisheries	14,80,49	7,02	14,87,51	
2406-Forestry and Wildlife	67,66,26	67,66,26	
2408-Food, Storage and Warehousing	7,93,49	7,93,49	
2415-Agricultural Research and Education.	1,94,02	1,94,02	
2425-Co-operation	29,95,96	29,95,96	
2435-Other Agricultural programmes	1,72,61	1,72,61	
Total - (a) Agriculture and Allied Activities.	3,16,13,24	7,02	62,78	12,03,82	3,28,86,86	
(b) Rural Development						
2501-Special Programmes for Rural Development.	30,06,19	62,38	30,68,57	
2506-Land Reforms	10,20,85	10,20,85	
2515-Other Rural Development Programmes.	46,06,22	23,60	46,29,82	
Total - (b) Rural Development	86,33,26	62,38	..	23,60	87,19,24	
(d) Irrigation and Flood Control						
2700-Major Irrigation	59,37,47	40,27	59,77,74	
2701-Medium Irrigation	2,60,55	2,60,55	
2702-Minor Irrigation	22,33,27	22,33,27	
2705-Command Area Development	77,98	4,77,68	5,55,66	
2711-Food Control and Drainage	6,50,92	6,50,92	
Total - (d) Irrigation and Flood Control	91,60,19	40,27	..	4,77,68	96,78,14	
(e) Energy						
2801-Power	89,75	3,47,37	
	2,57,62	3,47,37	
Total - (e) Energy	89,75	3,47,37	
	2,57,62	3,47,37	

APPENDIX-V - Contd.*(Figures in italics represent charged expenditure)*

Heads	Actuals for 2005-2006					Total
	Non-Plan	State Plan	Central Plan	Centrally Sponsored Plan		
1	2	3	4	5	6	
EXPENDITURE HEADS						
(In thousand of rupees)						
(Revenue Account) - Concl.						
C-ECONOMIC SERVICES - Concl.						
(f) Industry and Minerals						
2851-Village and Small Industries	25,33,48	..	17,66	..	25,51,14	
2852-Industries	11,14	11,14	
2853-Non-Ferrous Mining and Metallurgical Industries.	12,34,65	12,34,65	
2885-Other Outlays on Industries and Minerals.	..	41,83	41,83	
Total - (f) Industry and Minerals	37,79,27	41,83	17,66	..	38,38,76	
(g) Transport						
3051-Ports and Light Houses	53,18	53,18	
3053-Civil Aviation	63,31	63,31	
3054-Roads and Bridges	9,51,79	9,51,79	
3056-Inland Water Transport	99,10	99,10	
Total - (g) Transport	11,67,38	11,67,38	
(i) Science, Technology and Environment						
3425-Other Scientific Research	..	19,33	19,33	
3435-Ecology and Environment	15,61	15,61	
Total - (i) Science, Technology and Environment	15,61	19,33	34,94	
(j) General Economic Services						
3451-Secretariat - Economic Services	32,14,75	46,11	32,60,86	
3452-Tourism	2,72,58	2,72,58	
3453-Foreign Trade and Export	2,10,80	2,10,80	
3454-Census Surveys and Statistics	4,66,80	..	2,10,82	..	6,77,62	
3456-Civil Supplies	1,46,18	1,46,18	
3475-Other General Economic Services.	2,69,20	2,69,20	
Total - (j) General Economic Services.	45,80,31	46,11	2,10,82	..	48,37,24	
Total-C-ECONOMICS SERVICES	89,75	2,16,94	2,91,26	17,05,10	6,15,09,93	
TOTAL - Expenditure Heads (Revenue Account)	11,73,77	37,44,35,80	63,89,43	1,00,88,03	22,38,45	39,43,25,48

APPENDIX-V - Concl'd.*(Figures in italics represent charged expenditure)*

Heads	Actuals for 2005-2006					Total
	Non-Plan	State Plan	Central Plan	Centrally Sponsored Plan		
1	2	3	4	5	6	
EXPENDITURE HEADS	(In thousand of rupees)					
(Capital Account)						
(C) CAPITAL ACCOUNT OF ECONOMIC SERVICES.						
(a) Capital Account of Agriculture and Allied Activities.						
4406-Capital Outlay on Forestry and Wild Life.	17,91,39	17,91,39	
Total - (a) Capital Account of Agriculture and Allied Activities.	17,91,39	17,91,39	
(d) Capital Account of Irrigation and Flood Control.						
4700-Capital Outlay on Major Irrigation.	..	33,92,82	33,92,82	
4701-Capital Outlay on Major and Medium Irrigation.	..	6,06,23	6,06,23	
4711-Capital Outlay on Flood Control Projects.	..	45,81	45,81	
Total-(d) Capital Account of Irrigation and Flood Control.	..	40,44,86	40,44,86	
(f) Capital Account of Industry and Minerals.						
4852-Capital Outlay on Iron and Steel Industries.	..	7,71	7,71	
Total (f) Capital Account of Industry and Minerals.	..	7,71	7,71	
(g) Capital Account of Transport						
5051-Capital Outlay on Ports and Light Houses.	..	75,04	75,04	
Total (g) Capital Account of Transport.	..	75,04	75,04	
Total-(C) CAPITAL ACCOUNT OF ECONOMIC SERVICES.	17,91,39	41,27,61	59,19,00	
Total-EXPENDITURE HEADS (CAPITAL ACCOUNT)	17,91,39	41,27,61	59,19,00	
GRAND TOTAL	11,73,77	37,62,27,19	1,05,17,04	1,00,88,03	22,38,45	40,02,44,48

APPENDIX - VI

Expenditure on Subsidies * disbursed during the year 2005-2006*(Referred to note-(c) at page 137 under Statement No. 12)**(Figures in italics represent charged expenditure)*

Heads	Actuals for 2005-2006				Total
	Non-Plan	State Plan	Central Plan	Centrally Sponsored Plan	
1	2	3	4	5	6
(In thousand of rupees)					
EXPENDITURE HEADS					
(Revenue Account)					
B - SOCIAL SERVICES					
(e) Welfare of Scheduled Castes, Scheduled Tribes and Other Backward Classes.					
2225- Welfare of Scheduled Castes, Scheduled Tribes and Other Backward Classes.					
<i>02-Welfare of Scheduled Tribes</i>					
190-Assistance to Public Sector and Other Undertakings.					
Marginal Subsidy to T.D.C.C.					
	..	15,00	15,00
<i>03-Welfare of Backward Classes</i>					
190-Assistance to Public Sector and Other Undertakings.					
Marginal Subsidy to Finance Co-op Corporation for Other Backward classes					
	..	8,00	8,00
Total - 2225					
	..	23,00	23,00
Total (e) Welfare of Scheduled Castes, Scheduled Tribes and Other Backward Classes.					
	..	23,00	23,00
(g) Social Welfare and Nutrition					
2235-Social Security and Welfare					
<i>02-Social Welfare</i>					
103-Women's Welfare					
Managerial subsidy to Mahila Vikas Samabaya Nigam					
	..	15,00	15,00
Total - 2235					
	..	15,00	15,00

* The figures represent expenditure as booked under subsidy head in the accounts rendered by the State Government

APPENDIX - V I -Contd.

(Figures in italics represent charged expenditure)

Heads	Actuals for 2005-2006					Total
	Non-Plan	State Plan	Central Plan	Centrally Sponsored Plan		
1	2	3	4	5	6	
EXPENDITURE HEADS						(In thousand of rupees)
(Revenue Account) - Contd.						
B - SOCIAL SERVICES - Concl.						
(g) Social Welfare and Nutrition - Concl.						
2245-Relief on account of Natural Calamities						
<i>01-Drought</i>						
800-Other Expenditure						
Supply of Water on subsidised rate	15,41	15,41	
<i>02-Floods, Cyclones etc.</i>						
115-Assistance to Farmers to clear sand/silt/salinity from lands						
Subsidy for Sandcast Land Reclamation	23	23	
<i>80-General</i>						
800-Other Expenditure						
Subsidy for Agricultural inputs, etc	99,06	99,06	
Total - 2245	1,14,70	1,14,70	
Total - (g) Social Welfare and Nutrition.	1,14,70	15,00	1,29,70	
Total - (B) Social Services	1,14,70	38,00	1,52,70	
C-ECONOMIC SERVICES						
(a) Agriculture and Allied Activities						
2401-Crop Husbandry						
103-Seeds						
Inputs subsidy on seeds, fertilizers, bio-fertilisers, insecticides, biopesticides etc.	..	1,68,69	1,68,69	
110-Crop Insurance						
Subsidy for Indemnity of Crop Insurance	..	1,00,00	1,00,00	
Total - 2401	..	2,68,69	2,68,69	
2405-Fisheries						
103-Marine Fisheries						
Subsidy to Fishermen on accident insurance	..	8,40	..	1	8,41	
Subsidy for Mechanisation Programme	..	36,00	..	10,00	46,00	
Reimbursement of Central Excise Duty on HSD Oil used by Fishing Vessel below 20 m. length. - Subsidy	1,55,00	1,55,00	
Total - 2405	..	44,40	..	1,65,01	2,09,41	

APPENDIX -VI -Contd.

(Figures in italics represent charged expenditure)

Heads	Actuals for 2005-2006				Total
	Non-Plan	State Plan	Central Plan	Centrally Sponsored Plan	
1	2	3	4	5	6
EXPENDITURE HEADS					
(Revenue Account) - Contd.					
C - ECONOMIC SERVICES - Contd.					
(a) Agriculture and Allied Activities - Concl.					
2408-Food, Storage and Warehousing					
<i>01-Food</i>					
102-Food Subsidies					
Subsidy to Orissa State Civil Supplies Corporation	40,00,00	5,02,55	45,02,55
Total - 2408	40,00,00	5,02,55	45,02,55
2425-Co-operation					
003-Training					
Subsidy to Co-op Training Colleges	..	6,20	6,20
105 - Information and Publicity					
Subsidy to Orissa State Co-op Union	..	3,01	3,01
Total - 2425	..	9,21	9,21
Total - (a) Agriculture and Allied Activities.	40,00,00	8,24,85	..	1,65,01	49,89,86
(d) Irrigation and Flood Control					
2702-Minor Irrigation					
<i>03-Maintenance</i>					
102-Lift Irrigation Schemes					
Subsidy to Orissa Lift Irrigation Corporation	13,47,11	13,47,11
Water Rate Subsidy to Orissa Lift Irrigation Corporation for Lift Irrigation Schemes	..	5,41,89	5,41,89
Total - 2702	13,47,11	5,41,89	18,89,00
Total - (d) Irrigation and Flood Control	13,47,11	5,41,89	18,89,00
(e) Energy					
2801-Power					
<i>06-Rural Electrification</i>					
800-Other Expenditure					
Subsidy to GRIDCO for rural electrification by upgrading of GRIDs in KBK Districts	..	3,00,00	3,00,00
Total - 2801	..	3,00,00	3,00,00
Total - (e) Energy	..	3,00,00	3,00,00

APPENDIX -VI -Contd.

(Figures in italics represent charged expenditure)

Heads	Actuals for 2005-2006				Total
	Non-Plan	State Plan	Central Plan	Centrally Sponsored Plan	
1	2	3	4	5	6
EXPENDITURE HEADS					
(In thousand of rupees)					
(Revenue Account) - Contd.					
C - ECONOMIC SERVICES - Contd.					
(f) Industry and Minerals					
2851-Village and Small Industries					
102-Small Scale Industries					
Subsidy	..	30,00	30,00
103-Handloom Industries					
Subsidy to Primary Handloom Weavers' Co-operative Society on NABARD Loan	..	45,61	45,61
Rebate on sale of Handloom clothes in National Handloom Expo & Exhibition	..	17,51	..	11,92	29,43
10% one-time rebate on sale of handloom cloths	4,88,95	..	4,88,95
105-Khadi and Village Industries					
Subsidy	..	10,00	10,00
107-Sericulture Industries					
Subsidy	..	49,48	49,48
796-Tribal Area Sub-plan					
Subsidy to Primary Handloom Weavers' Co-op Society on NABARD Loan	..	13,02	13,02
Deendayal Hathkargha Prtshahan Yojana - Subsidy	40,00	40,00
Financial assistance to Orissa State Co-op Tassar and Silk Fed. Ltd. for Mulberry Programme (BSDP) - Subsidy	..	50	50
Rebate on sale of Handloom clothes in National Handloom Expo & Exhibition	..	4,99	4,99
10% one-time rebate on sale of handloom cloths - Subsidy	61,05	..	61,05
Total - 2851	..	1,71,11	5,50,00	51,92	7,73,03

APPENDIX - V I - Concl.

(Figures in italics represent charged expenditure)

Heads	Actuals for 2005-2006					Total
	Non-Plan	State Plan	Central Plan	Centrally Sponsored Plan		
1	2	3	4	5	6	
EXPENDITURE HEADS						(In thousand of rupees)
(Revenue Account) - Concl.						
C - ECONOMIC SERVICES - Concl.						
(f) Industry and Minerals - Concl.						
2852-Industries						
<i>08-Consumer Industries</i>						
600-Others						
Promotion of Salt Industries - Subsidy	..	40	40	
Total - 2852	..	40	40	
2875-Other Industries						
<i>60-Other Industries</i>						
190-Assistance to Public Sector and Other Undertakings.						
Film Development Corporation - Subsidy	..	5,22	5,22	
Total - 2875	..	5,22	5,22	
Total - (f) Industry and Minerals	..	1,76,73	5,50,00	51,92	7,78,65	
(g) Transport						
3055-Road Transport						
800-Other Expenditure						
Subsidy to Orissa State Road Transport Corporation	1,60,00	1,60,00	
Total - 3055	1,60,00	1,60,00	
Total - (g) Transport	1,60,00	1,60,00	
Total - (C) Economic Services	55,07,11	18,43,47	5,50,00	2,16,93	81,17,51	
Total - Expenditure Heads (Revenue Account)	56,21,81	18,81,47	5,50,00	2,16,93	82,70,21	

©

COMPTROLLER AND AUDITOR GENERAL OF INDIA

2006