



सत्यमेव जयते

**FINANCE ACCOUNTS
2016-17**

VOLUME I



GOVERNMENT OF MIZORAM



सत्यमेव जयते

FINANCE ACCOUNTS 2016-17

Volume I

GOVERNMENT OF MIZORAM

TABLE OF CONTENTS

	Page(s)
Volume I	
Certificate of the Comptroller and Auditor General of India	v-vii
Guide to Finance Accounts	1-6
Statement 1 Statement of Financial Position	7-8
Statement 2 Statement of Receipts and Disbursements	9-11
Annexure A. Cash Balances and Investments of Cash Balances	12-14
Statement 3 Statement of Receipts (Consolidated Fund)	15-17
Statement 4 Statement of Expenditure (Consolidated Fund)	18-22
Statement 5 Statement of Progressive Capital Expenditure	23-27
Statement 6 Statement of Borrowings and other Liabilities	28-31
Statement 7 Statement of Loans and Advances given by the Government	32-33
Statement 8 Statement of Investments of the Government	34
Statement 9 Statement of Guarantees given by the Government	35
Statement 10 Statement of Grants-in-aid given by the Government	36-38
Statement 11 Statement of Voted and Charged Expenditure	39-40
Statement 12 Statement on Sources and Application of funds for expenditure other than Revenue Account	41-44
Statement 13 Summary of Balances under Consolidated Fund, Contingency Fund and Public Account	45-46
• Notes to Accounts	47-60
Volume II Part I	
Statement 14 Detailed Statement of Revenue and Capital Receipts by Minor Heads	62-104
Statement 15 Detailed Statement of Revenue Expenditure by Minor Heads	105-157
Statement 16 Detailed Statement of Capital Expenditure by Minor Heads and Sub-Heads	158-203
Statement 17 Detailed Statement of Borrowings and other Liabilities	204-218
Statement 18 Detailed Statement of Loans and Advances given by the State Government	219-228
Statement 19 Detailed Statement of Investments of the Government	229-250
Statement 20 Detailed Statement of Guarantees given by the Government	251-253
Statement 21 Detailed Statement on Contingency Fund and Other Public Account transactions	254-277
Statement 22 Detailed Statement on Investments of Earmarked Balances	278-284

TABLE OF CONTENTS

		Page(s)
Volume II Part II		
Appendix I	Comparative Expenditure on Salary	286-295
Appendix II	Comparative Expenditure on Subsidy	296
Appendix III	Grants-in-aid /Assistance given by the State Government (Institution-wise and Scheme-wise)	297-299
Appendix IV	Details of Externally Aided Projects	300
Appendix V	Plan Scheme Expenditure	301-313
	A. Central Schemes (Centrally Sponsored Schemes and Central Plan Schemes)	
	B. State Plan Schemes	
Appendix VI	Direct transfer of Central Schemes funds to implementing Agencies in the State (Fund routed outside State Budgets) (Un-audited Figures)	314-325
Appendix VII	Acceptance and Reconciliation of Balances (as depicted in Statements 18 and 21)	326
Appendix VIII	Financial results of Irrigation Schemes	327
Appendix IX	Commitments of the Government - List of Incomplete Capital Works	328-335
Appendix X	Maintenance Expenditure with segregation of salary and non-salary portion	336-354
Appendix XI	Major Policy Decisions of the Government during the year or new schemes proposed in the Budget	355-356
Appendix XII	Committed Liabilities of the Government	357-358
Appendix XIII	Re-organisation of the States - Items for which allocation of balances between/among the States has not been finalised	359

Certificate of the Comptroller and Auditor General of India

This compilation containing the Finance Accounts of the Government of Mizoram for the year ending 31 March 2017 presents the financial position along with accounts of the receipts and disbursements of the Government for the year. These accounts are presented in two volumes, Volume I contains the consolidated position of the state of finances and Volume II depicts the accounts in detail. The Appropriation Accounts of the Government for the year for Grants and Charged Appropriations are presented in a separate compilation.

The Finance Accounts have been prepared under my supervision in accordance with the requirements of the Comptroller and Auditor General's (Duties, Powers and Conditions of Service) Act, 1971 and have been compiled from the vouchers, challans and initial and subsidiary accounts rendered by the treasuries, offices and departments responsible for the keeping of such accounts functioning under the control of the Government of Mizoram and the statements received from the Reserve Bank of India. Statements (Nos. 8 and 9 of Volume I and 19 and 20 of Volume II), explanatory notes under Statement (Nos. 14 and 15), Annexure to Statement No. 17 b (i), (ii), c (i) and appendices (III, IV, IX, XI and XII) in this compilation have been prepared directly from the information received from the Government of Mizoram/ Corporations/ Companies/ Societies who are responsible to ensure the correctness of such information.

The treasuries, offices and/or departments functioning under the control of the Government of Mizoram are primarily responsible for preparation and correctness of the initial and subsidiary accounts as well as ensuring the regularity of transactions in accordance with the applicable laws, standards, rules and regulations relating to such accounts and transactions. I am responsible for preparation and submission of Annual Accounts to the State Legislature. My responsibility for the preparation of accounts is discharged through the Accounts Wing of the Office of the Accountant General. The audit of these accounts is independently conducted through the Audit Wing of the Office of the Accountant General in accordance with the requirements of Articles 149 and 151 of the Constitution of India and the Comptroller and Auditor General's (Duties, Powers and Conditions of Service) Act, 1971, for expressing an opinion on these Accounts based on the results of such audit.

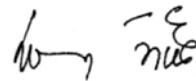
The audit was conducted in accordance with the Auditing Standards generally accepted in India. These Standards require that we plan and perform the audit to obtain reasonable assurance that the accounts are free from material misstatement. An audit includes examination, on a test basis, of evidence relevant to the amounts and disclosures in the financial statements.

On the basis of the information and explanations that my officers required and have obtained, and according to the best of my information as a result of test audit of the accounts and on consideration of explanations given, I certify that, to the best of my knowledge and belief, the Finance Accounts read with the explanatory 'Notes to Accounts' give a true and fair view of the financial position, and the receipts and disbursements of the Government of Mizoram for the year 2016-17.

Points of interest arising from study of these accounts as well as test audit conducted during the year or earlier years are contained in my Reports on the Government of Mizoram being presented separately for the year ended 31 March 2017.

Date : 6 November 2017

Place: New Delhi



(RAJIV MEHRISHI)

Comptroller and Auditor General of India

Guide to the Finance Accounts

A. Broad overview of the structure of Government accounts

1. The Finance Accounts of the State of Mizoram present the accounts of receipts and outgoings of the Government for the year, together with the financial results disclosed by the Revenue and Capital accounts, the accounts of the Public Debt and the liabilities and assets of the State Government as worked out from the balances recorded in the accounts.

2. The Accounts of the Government are kept in three parts:

Part I: Consolidated Fund: This Fund comprises all revenues received by the State Government, all loans raised by the State Government (market loans, bonds, loans from the Central Government, loans from Financial Institutions, Special Securities issued to National Small Savings Fund etc.), Ways and Means advances extended by the Reserve Bank of India and all moneys received by the State Government in repayment of loans. No moneys can be appropriated from this Fund except in accordance with law and for the purposes and in the manner provided by the Constitution of India. Certain categories of expenditure (e.g., salaries of Constitutional authorities, loan repayments etc.), constitute a charge on the Consolidated Fund of the State (Charged expenditure) and are not subject to vote by the Legislature. All other expenditure (Voted expenditure) is voted by the Legislature.

The Consolidated Fund comprises two sections: Revenue and Capital (including Public Debt Loans and Advances). These are further categorised under 'Receipts' and 'Expenditure'. The Revenue Receipts section is divided into three sectors, *viz.*, 'Tax Revenue', 'Non-Tax Revenue' and 'Grants-in-aid and Contributions'. These three sectors are further divided into sub-sectors like 'Taxes on Income and Expenditure', 'Fiscal Services' etc. The Capital Receipts section does not contain any sectors or sub-sectors. The Revenue Expenditure section is divided into four sectors, *viz.*, 'General Services', 'Social Services', 'Economic Services' and 'Grants-in-Aid and Contributions'. These sectors in the Revenue Expenditure section are further divided into sub-sectors like, 'Organs of State', 'Education, Sports, Art and Culture' etc. The Capital Expenditure section is sub-divided into seven sectors, *viz.*, 'General Services', 'Social Services', 'Economic Services', 'Public Debt', 'Loans and Advances', 'Inter-State Settlement' and 'Transfer to Contingency Fund'.

Part II: Contingency Fund: This Fund is in the nature of an imprest which is established by the State Legislature by law, and is placed at the disposal of the Governor to enable advances to be made for meeting unforeseen expenditure pending authorisation of such expenditure by the State Legislature. The fund is recouped by debiting the expenditure to the concerned functional major head relating to the Consolidated Fund of the State. The Contingency Fund of the Government of Mizoram for 2016-17 is ₹ 10 Lakh.

Part III: Public Account: All other public moneys received by or on behalf of the Government, where the Government acts as a banker or trustee, are credited to the Public Account. The Public Account includes repayables like Small Savings and Provident Funds, Deposits (bearing interest and not bearing interest), Advances, Reserve Funds (bearing interest and not bearing interest), Remittances and Suspense heads (both of which are transitory heads, pending final booking). The net cash balance available with the Government is also included under the Public Account. The Public Account comprises six sectors, *viz.*, 'Small Savings, Provident Funds etc.', 'Reserve Funds', 'Deposit and Advances', 'Suspense and Miscellaneous', 'Remittances', and 'Cash Balance'. These sectors are further sub-divided into sub-sectors. The Public Account is not subject to the vote of the Legislature.

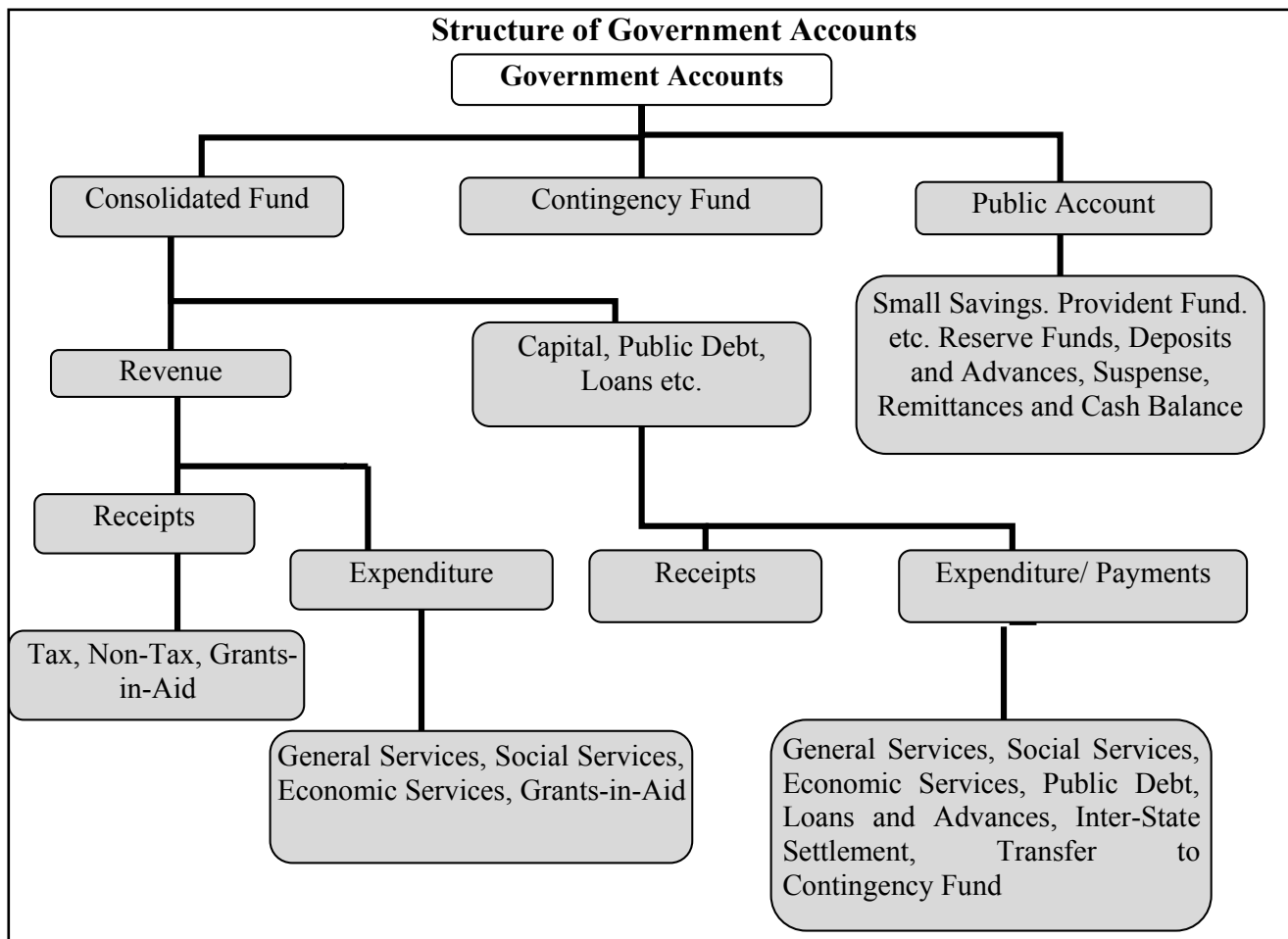
3. Government accounts are presented under a six tier classification, viz., Major Heads (four digits), Sub-Major Heads (two digits), Minor Heads (three digits), Sub-Heads (two characters), Detailed Heads (two to three digits), and Object Heads (two or three digits). Major Heads represent functions of Government, Sub-Major Heads represent sub-functions, Minor Heads represent programmes / activities, Sub-Heads represent schemes, Detailed Heads represent sub-schemes, and Object Heads represent purpose/ object of expenditure.

4. The main unit of classification in accounts is the Major Head which contains the following coding pattern (according to the List of Major and Minor Heads corrected up to March 2017).

0020 to 1606	Revenue Receipts
2011 to 3606	Revenue Expenditure
4000	Capital Receipts
4046 to 7810	Capital Expenditure (including Public Debt, Loans and Advances)
7999	Appropriation to the Contingency Fund
8000	Contingency Fund
8001 to 8999	Public Account

5. The Finance Accounts, generally (with some exceptions), depict transactions up to the Minor Head. The figures in the Finance Accounts are depicted at net level, i.e., after accounting for recoveries as reduction of expenditure. This treatment is different from the depiction in the Demands for Grants presented to the Legislature and in the Appropriation Accounts, where, expenditure is depicted at the gross level.

6. A pictorial representation of the structure of accounts is given below:



B. What the Finance Accounts contain

The Finance Accounts are presented in two volumes.

Volume I contains the Certificate of the Comptroller and Auditor General of India, the Guide to the Finance Accounts, 13 statements which give summarised information on the financial position and transactions of the State Government for the current financial year, Notes to Accounts and annexure to the Notes to Accounts. Details of the **13** statements in **Volume I** are given below:

1. **Statement of Financial Position:** This statement depicts the cumulative figures of assets and liabilities of the State Government, as they stand at the end of the year, and as compared to the position at the end of the previous year.
2. **Statement of Receipts and Disbursements:** This statement depicts all receipts and disbursements of the State Government during the year in all the three parts in which Government accounts are kept, viz., the Consolidated Fund, Contingency Fund and Public Account. In addition, it contains an annexure, showing alternative depiction of Cash Balances (including investments) of the Government. The Annexure also depicts the Ways and Means position of the Government in detail.
3. **Statement of Receipts (Consolidated Fund):** This statement comprises revenue and capital receipts 'and borrowings and repayments of the loan given by the State Government'. This statement corresponds to detailed statements 14, 17 and 18 in Volume II of the Finance Accounts.
4. **Statement of Expenditure (Consolidated Fund):** In departure from the general depiction of the Finance Accounts up to the Minor Head level, this statement gives details of expenditure by nature of activity (objects of expenditure) also. This statement corresponds to detailed statements 15, 16, 17 and 18 in Volume II.
5. **Statement of Progressive Capital Expenditure.** This statement corresponds to the detailed statement 16 in Volume II.
6. **Statement of Borrowings and Other Liabilities:** Borrowings of the Government comprise market loans raised by it (Internal Debt) and Loans and Advances received from the Government of India. 'Other Liabilities' comprise 'Small Savings, Provident Funds etc.', 'Reserve Funds' and 'Deposits'. The statement also contains a note on service of debt and corresponds to the detailed Statement 17 in Volume II.
7. **Statement of Loans and Advances given by the Government:** This statement depicts all loans and advances given by the State Government to various categories of loanees like Statutory Corporations, Government Companies, Autonomous and Other Bodies/ Authorities and recipient individuals (including Government servants). This statement corresponds to the detailed statement 18 in Volume II.
8. **Statement of Investments of the Government:** This statement depicts investments of the State Government in the equity capital of Statutory Corporations, Government Companies, other Joint Stock Companies, Co-operative institutions and Local Bodies. This statement corresponds to the detailed statement 19 in Volume II.
9. **Statement of Guarantees given by the Government:** This statement summarises the guarantees given by the State Government on repayment of principal and interest on loans raised by Statutory Corporations, Government Companies, Local Bodies and Other institutions. This statement corresponds to the detailed statement 20 in Volume II.

10. **Statement of Grants-in-Aid given by the Government:** This statement depicts all Grants-in-aid given by the State Government to various categories of grantees like Statutory Corporations, Government Companies, Autonomous and Other Bodies/ Authorities and individuals. Appendix III in Volume II provides details of the recipient institutions.
11. **Statement of Voted and Charged Expenditure:** This statement assists in the agreement of the net figures appearing in the Finance Accounts with the gross figures appearing in the Appropriation Accounts.
12. **Statement on Sources and Application of Funds for Expenditure other than on Revenue Account:** This statement is based on the principle that revenue expenditure is expected to be defrayed from revenue receipts, while capital expenditure of the year is met from revenue surplus, net credit balances in the public account, cash balance at the beginning of the year and borrowings.
13. **Summary of balances under Consolidated Fund, Contingency Fund and Public Account:** This statement assists in proving the accuracy of the accounts. The statement corresponds to the detailed statements 14, 15, 16, 17, 18 and 21 in Volume II.

Volume II of the Finance Accounts contain two parts- 9 detailed statements in Part I and thirteen Appendices in Part II.

Part I of Volume II

14. **Detailed Statement of Revenue and Capital Receipts by Minor Heads:** This statement corresponds to the summary statement 3 in Volume I of the Finance Accounts.
15. **Detailed Statement of Revenue Expenditure by Minor Heads:** This statement, which corresponds to the summary statement 4 in Volume I, depicts the revenue expenditure of the State Government under Plan (State Plan, Central Assistant to State Plan, Centrally Sponsored Schemes and Central Plan Schemes) and Non-Plan. Charged and Voted expenditures are exhibited distinctly.
16. **Detailed Statement of Capital Expenditure by Minor Heads and Sub-heads:** This statement, which corresponds to the summary statement 5 in Volume I, depicts the capital expenditure (during the year and cumulatively) of the State Government under Plan (State Plan, Central Assistance to State Plan, Centrally Sponsored Schemes and Central Plan Schemes) and Non-Plan. Charged and Voted expenditure are exhibited distinctly. In addition to representing details of capital expenditure at Minor Head level, in respect of significant schemes, this statement depicts details at Sub-head levels also.
17. **Detailed Statement of Borrowings and Other Liabilities:** This statement, which corresponds to the summary statement 6 in Volume I, contains details of all loans raised by the State Government (market loans, bonds, loans from the Central Government, loans from Financial Institutions, Special Securities issued to National Small Savings Fund etc.) and Ways and Means advances extended by the Reserve Bank of India. This statement presents the information on loans under three categories: (a) details of individual loans; (b) maturity profile, i.e., amounts payable in respect of each category of loans in different years and (c) interest rate profile of outstanding loans and annexure depicting Market Loans.
18. **Detailed Statement on Loans and Advances given by the Government:** This statement corresponds to the summary statement 7 in Volume I.

- 19. Detailed Statement of Investments:** This statement depicts details of investments entity wise and Major and Minor Head-wise details of discrepancies, if any, between Statements 16 and 19. This statement corresponds to Statement 8 in Volume I.
- 20. Detailed Statement of Guarantees given by the Government:** This statement depicts entity-wise details of government guarantees. This statement corresponds to Statement 9 in Volume I.
- 21. Detailed Statement on Contingency Fund and Other Public Account transactions:** This statement depicts at Minor Head level the details of un-recouped amounts under Contingency Fund, consolidated position of Public Accounts transactions during the year and outstanding balances at the end of the year.
- 22. Detailed Statement on Investments of Earmarked Balances:** This statement depicts details of investments from the Reserve Funds and Deposits (Public Account).

Part II of Volume II

Part II contains thirteen appendices on various items including salaries, subsidies, grants-in-aid, externally aided projects, scheme-wise expenditure in respect of major Central schemes and State Plan schemes etc. These details are presented in the accounts at Sub-head level or below (i.e. below Minor Head levels) and so are not generally depicted in the Finance accounts. A detailed list of appendices appears at the 'Table of Contents' in Volume I or II. The statements read with the appendices give a complete picture of the state of finances of the State Government.

C. Ready Reckoner

The section below links the summary statements appearing in Volume I with the detailed statements and appendices in Volume II. (Appendices which do not have a direct link with the Summary Statements are not shown below):

Parameters	Summary Statements (Volume I)	Detailed Statements (Volume II)	Appendices (Volume II)
Revenue Receipts (including Grants received), Capital Receipts	2, 3	14	...
Revenue Expenditure	2, 4	15	I (Salary), II (Subsidy)
Grants-in-Aid given by the Government	2,10	...	III (Grants-in-aid)
Capital Expenditure	1, 2, 4,5,12	16	I (Salary)
Loans and Advances given by the Government	1, 2, 7	18	...
Debt Position/Borrowings	1, 2, 6	17	...
Investments of the Government in Companies, Corporations, Co-oprative Bank etc.	8	19	...
Cash	1, 2,12,13
Balances in Public Account and investments thereof	1, 2,12,13	21, 22	...
Guarantees	9	20	...
Schemes	IV (Externally Aided Projects), V (Plan Scheme Expenditure)

D. Periodical adjustments and Book adjustments:

Certain transactions that appear in the accounts do not involve actual movement of cash at the time of booking. Some of these transactions take place at the level of the account rendering units (e.g. treasuries, divisions etc.) themselves. For instance, transactions involving adjustment of all deductions (GPF, recoveries of advances given etc.) from salaries are recorded by debiting functional major heads (pertaining to the concerned department) by book adjustment to revenue receipt/loans/Public Account. Similarly 'nil' bills where moneys transferred between the Consolidated Fund and Public Account represent non-cash transactions occurring at the level of the accounts rendering units.

In addition to the above, the Accountant General/Accountant General (A&E) carries out periodical adjustments and book adjustments of the following nature in the accounts of the State Government, details of which appear in Annexure to Notes to Accounts (Volume I) and footnotes to the relevant statements.

Examples of periodical adjustments and book adjustments are given below:

- (1) Creation of funds/ adjustment of contribution to Funds in Public Account by debit to Consolidated Fund e.g., State Disaster Response Fund, Central Road Fund, Reserve Funds, Sinking Fund etc.
- (2) Crediting of deposit heads of accounts in Public Account by debit to Consolidated Fund.
- (3) Annual adjustment of interest on General Provident Fund (GPF) and State Government Group Insurance Scheme, where interest is adjusted by debiting Major Head 2049-Interest and crediting Major Head 8009-State Provident Fund and Major Head 8011-Insurance and Pension Fund.
- (4) Adjustment of Debt waiver under the scheme of Government of India based on the recommendations of the Central Finance Commissions. These adjustments (where Central loans are written off by crediting Major Head 0075 - Misc. General Services by contra entry in the Major Head 6004 - Loans and Advances from the Central Government) impact both Revenue Receipts and Public Debt heads.

E. Rounding : Difference of ₹ 0.01 lakh/crore wherever occurring is due to rounding.

1 STATEMENT OF FINANCIAL POSITION

(₹ in crore)

Assets ^[1]		Reference (Sr. No.)		As on 31 March 2017	As on 31 March 2016
		Notes to Accounts	Statement		
	Cash				
(i)	Cash in Treasuries and Local Remittances	
(ii)	Departmental balances	...	21 & Annx to St.2	(-)4.99	(-)4.77
(iii)	Permanent Imprest	...	21	[*]	[*]
(iv)	Cash Balance Investments		21 & Annx to St.2	1,55.53	(-)1,32.61
(v)	Deposits with Reserve Bank of India	...	Annx to St.2	(-)2,12.92	(-)83.08
(vi)	Investments out of Earmarked Funds ^[2]		21 & Annx to St.2	2,44.54	2,11.23
	Capital Expenditure				
(i)	Investments in shares of Companies, Corporations, Co-operative Banks etc.		5 & 19	34.73	33.39
(ii)	Other Capital Expenditure		5,12 & 16	1,01,12.74	92,02.67
	Contingency Fund (un-recouped)				
	Loans and Advances	3(iii)	7 & 18	2,05.81	2,01.21
	Advances with departmental officers				
	Suspense and Miscellaneous Balances^[3]		
	Remittance Balances		21	16.49	1,16.27
	Cumulative excess of expenditure over receipts		
	Grand Total			1,05,51.93	95,44.31

[1] The figures of assets and liabilities are cumulative figures. Please also see note 1 (ii) in the section 'Notes to Accounts'.

[2] Investments out of earmarked funds in shares of companies etc are excluded under capital expenditure and included under 'Investments from Earmarked Funds' at Sl. No. vi of the table.

[3] In this statement the 'Suspense and Miscellaneous Balances' does not include 'Cash Balance Investment Account', which is included separately at Sl. No. vi of the table, though the latter forms part of this sector elsewhere in these Accounts.

[*] ₹ 246/- only.

1 STATEMENT OF FINANCIAL POSITION

(₹ in crore)

Liabilities ^[1]		Reference (Sr. No.)		As on 31 March 2017	As on 31 March 2016
		Notes to Accounts	Statement		
	Borrowings (Public Debt)				
(i)	Internal Debt		6 & 17	26,21.90	21,65.17
(ii)	Loans and Advances from Central Government				
	Non-Plan Loans		6 & 17	41.05	41.05
	Loans for State Plan Schemes		6 & 17	2,17.66	2,31.79
	Loans for Central Plan Schemes		6 & 17	0.02	0.02
	Loans for Centrally Sponsored Plan Schemes		6 & 17	16.78	16.78
	Other loans		6 & 17	15.69	15.69
	Contingency Fund (corpus)		21	0.10	0.10
	Liabilities on Public Account				
(i)	Small Savings, Provident Fund etc.		21	29,21.34	28,58.59
(ii)	Deposits		21	8,89.28	10,71.08
(iii)	Reserve Funds	3(v)	21	2,46.27	2,18.57
(iv)	Remittance Balances		
(v)	Suspense and Miscellaneous Balance		21	6,62.23	11,73.82
	Cumulative excess of receipts over Expenditure^[2]			29,19.61	17,51.65
	Total			1,05,51.93	95,44.31

[1] The figures of assets and liabilities are cumulative figures. Please also see note 1 (ii) in the section 'Notes to Accounts'.

[2] The cumulative excess of receipts over expenditure or expenditure over receipts is different from and not the fiscal/revenue deficit for the current year.

2 STATEMENT OF RECEIPTS AND DISBURSEMENTS

(₹ in crore)

Receipts			Disbursements		
	2016-17	2015-16		2016-17	2015-16
Part - I Consolidated Fund					
Section - A: Revenue					
Revenue Receipts (Ref. Statement 3 & 14)	73,98.30	66,76.40	Revenue Expenditure (Ref. Statement 4-A, 4-B & 15)	62,30.34	55,70.86
Tax revenue (raised by the State) (Ref. Statement 3 & 14)	4,41.81	3,58.41	Salaries ^[1] (Ref. Statement 4-B & Appendix-I)	23,23.02	22,01.39
Non-tax revenue (Ref. Statement 3 & 14)	3,65.22	2,97.63	Subsidies (Ref. Appendix-II)	2.17	4.91
			Grants-in-aid ^[2] (Ref. Statement 4-B, 10 & Appendix-III)	14,16.16 ^[a]	13,20.51
Interest receipts (Ref. Statement 3 & 14)	48.34	30.73	General Services (Ref. Statement 4 & 15)		
Others (Ref. Statement 3)	3,16.88	2,66.90	Interest Payment and service of debt (Ref. Statement 4-A, 4-B & 15)	3,74.56	3,99.52
Total (Ref. Statement 3 & 14)	3,65.22	2,97.63	Pension (Ref. Statement 4-A, 4-B & 15)	7,61.40	6,16.30
Share of Union Taxes/ Duties (Ref. Statement 3 & 14)	28,00.63	23,48.11	Others (Ref. Statement 4-B)	2,44.04	1,57.96
			Total (Ref. Statement 4-A & 15)	13,80.00	11,73.78
			Social Services (Ref. Statement 4-A & 15)	3,34.36	3,59.06
			Economic Services (Ref. Statement 4-A & 15)	7,45.48	4,93.48
Grants from Central Government (Ref. Statement 3 & 14)	37,90.64	36,72.25	Compensation and assignment to Local Bodies and PRIs (Ref. Statement 4-A & 15)	29.15	17.73
Revenue Deficit	Revenue Surplus	11,67.96	11,05.54

[1] Salary, Subsidy and Grants-in-aid figures have been summed up across all sectors to present a consolidated figure. The expenditure in this statement under the sectors 'Social', 'General' and 'Economic' services does not include expenditure on salaries, subsidies and Grants-in-aid (explained in footnote 2) under Revenue expenditure and salaries under capital expenditure. Salaries, sometimes, also figure under capital expenditure.

[2] Grants-in-aid are given to statutory corporations, companies, autonomous bodies, local bodies etc. by the Government which is included as a line item above. These grants are distinct from compensation and assignment of taxes, duties to the Local Bodies which is depicted as a separate line item 'Compensation and assignment to Local Bodies and PRIs'.

[a] Excludes ₹ 29.15 crore compensation and assignment to Local Bodies and PRIs

2 STATEMENT OF RECEIPTS AND DISBURSEMENTS

(₹ in crore)

Receipts			Disbursements		
	2016-17	2015-16		2016-17	2015-16
Part - I Consolidated Fund					
Section - B : Capital					
Capital Receipts <i>(Ref. Statement 3 & 14)</i>	Capital Expenditure <i>(Ref. Statement 4A, 4-B & 16)</i>	9,11.41	7,10.97
			General Services <i>(Ref. Statement 4-A & 16)</i>	49.19	34.20
			Social Services <i>(Ref. Statement 4 -A & 16)</i>	3,13.29	2,11.95
			Economic Services <i>(Ref. Statement 4 -A & 16)</i>	5,48.93	4,64.82
Recoveries of Loans and Advances <i>(Ref. Statement 3, 7 & 18)</i>	22.45	25.84	Loans and Advances disbursed <i>(Ref. Statement 4-A, 7 & 18)</i>	27.05	7.13
			General Services <i>(Ref. Statement 4 -A, 7 & 18)</i>
			Social Services <i>(Ref. Statement 4 -A, 7 & 18)</i>
			Economic Services <i>(Ref. Statement 4 -A, 7 & 18)</i>	4.99	7.03
			Others <i>(Ref. Statement 7)</i>	22.06	0.10
Public debt receipts <i>(Ref. Statement 3, 6 & 17)</i>	7,55.52	5,63.07	Repayment of Public debt <i>(Ref. Statement 4 -A, 6 & 17)</i>	3,12.92	5,50.28
Internal Debt ^[&] (Market loans, NSSF etc.) <i>(Ref. Statement 3, 6 & 17)</i>	7,48.68	5,59.27	Internal Debt (Market loans, NSSF etc.) <i>(Ref. Statement 4 -A, 6 & 17)</i>	2,91.95	5,29.53
Loans from GOI <i>(Ref. Statement 3,6 & 17)</i>	6.84	3.80	Loans from GOI <i>(Ref. Statement 4 -A, 6 & 17)</i>	20.97	20.75
Inter-State Settlement Account (Net)	Inter-State Settlement Account (Net)
Total Receipts Consolidated Fund <i>(Ref. Statement 3)</i>	81,76.27	72,65.31	Total Expenditure Consolidated Fund <i>(Ref. Statement 4)</i>	74,81.72	68,39.24
Deficit in Consolidated Fund	Surplus in Consolidated Fund	6,94.55	4,26.07
Part II Contingency Fund					
Contingency Fund <i>(Ref. Statement 21)</i>	Contingency Fund <i>(Ref. Statement 21)</i>

[&] Internal Debt includes National Small Savings Fund (NSSF) transactions.

2 STATEMENT OF RECEIPTS AND DISBURSEMENTS

(₹ in crore)

Receipts			Disbursements		
	2016-17	2015-16		2016-17	2015-16
Part III Public Account^[1]					
Small Savings (Ref. Statement 21)	8,37.21	8,13.16	Small Savings (Ref. Statement 21)	7,74.46	4,29.80
Reserves & Sinking Funds (Ref. Statement 21)	43.45	50.78	Reserves & Sinking Funds (Ref. Statement 21)	49.05	56.00
Deposits (Ref. Statement 21)	6,96.25	6,59.59	Deposits (Ref. Statement 21)	8,78.37	11,93.52
Advances (Ref. Statement 21)	5.04	7.86	Advances (Ref. Statement 21)	4.72	7.67
Suspense and Misc. (Ref. Statement 21)	1,44,79.20	81,55.02	Suspense and Misc.^[2] (Ref. Statement 21)	1,52,78.72	82,41.68
Remittances (Ref. Statement 21)	19,75.62	15,08.45	Remittances (Ref. Statement 21)	18,75.84	15,41.91
Total Receipts Public Account (Ref. Statement 21)	1,80,36.77	1,11,94.86	Total Disbursements Public Account (Ref. Statement 21)	1,88,61.16	1,14,70.58
Deficit in Public Account	8,24.39	2,75.72	Surplus in Public Account
Opening Cash Balance	(-)83.08	(-)2,33.45	Closing Cash Balance	(-)2,12.92	(-)83.08
Increase in cash balance	...	1,50.37	Decrease in cash balance	1,29.84	...

[1] For details please refer to Statement No. 21. in Volume II.

[2] 'Suspense and Miscellaneous' includes 'other accounts' such as Cash Balance Investment account (Major head 8673) etc. The figures may appear huge on account of these other accounts. Details may please be seen in Statement No. 21 in Volume II.

ANNEXURE A
CASH BALANCES AND INVESTMENTS OF CASH BALANCES

	As On 31 March 2017	As On 1 April 2016
	(₹ in crore)	
(a) General Cash Balance		
1. Cash in Treasuries
2. Remittance in transit (local)
3. Deposits with Reserve Bank ^[*]	(-)2,12.92	(-)83.08
Total	(-2,12.92)	(-83.08)
4. Investment held in the “Cash Balance Investment Account”	1,55.53	(-)1,32.61
Total (a)	(-57.39)	(-2,15.69)
(b) Other Cash Balance and Investments		
1. Cash with Departmental Officers viz. Forest and Public Works Officers	(-)4.99	(-)4.77
2. Permanent Advance for Contingent Expenditure with Departmental Officers	...	
3. Investment of earmarked Funds	2,44.54	2,11.23
Total (b)	2,39.55	2,06.46
Total (a) and (b)	1,82.16	(-9.23)

EXPLANATORY NOTES

[*] Balance under the head ‘Deposits with Reserve Bank’ is arrived at after taking into account the Inter Government monetary settlements pertaining to transactions of financial year 2016-17 advised to the RBI till 31-03-2017

There was a difference of ₹ 66.59 crore (Cr) between the figures reflected in the accounts of Government of Mizoram- ₹ 2,12.92 crore (Cr) and as intimated by the Reserve Bank of India- ₹ 1,46.33 crore (Dr). The difference is under reconciliation. Difference is due to the following factors:

	(₹ in crore)	
1. Misclassification by Bank /Treasury	Cr	₹ 66.59
Total	Cr	₹ 66.59

I. Cash and Cash Equivalents – Cash and Cash equivalents consists of cash in the treasuries and deposits with Reserve Bank of India and other banks and Remittances in Transit. The balance under the head ‘Deposits with Reserve Bank’ depicts combined balance of Consolidated Fund, Contingency Fund and Public Account at the end of the year. To arrive at the overall cash position, and cash balance with the treasuries, Departments and investments out of cash balances/reserve fund etc. are added to the balance in ‘Deposits with Reserve Bank of India’.

[*] The cash balance (‘Deposits with RBI’ above is the closing cash balance of the year as on 31 March 2017 but worked out by 10 April 2017 and not simply the daily balance as on 31 March 2017.

ANNEXURE A
CASH BALANCES AND INVESTMENTS OF CASH BALANCES

EXPLANATORY NOTES

The opening and closing balance include ₹ (-)1,25.39 crore representing cash balance of the Union Territory Government merged in the general cash balance of the Central Government. Final decision regarding treatment of amount is awaited from the Government of India (August 2017).

II. Daily Cash Balance: Under an agreement with the Reserve Bank of India, the State Government has to maintain a minimum cash balance of ₹ 0.20 crore with the Bank. If the balance falls below the agreed minimum on any day, the deficiency is made good by taking ordinary and special ways and means advances/overdrafts from time to time.

For arriving at the daily cash balance ^[*] for the purpose of grant of Ways and Means Advances/Overdraft, the RBI evaluates the holdings of the 14 days treasury bills along with the transactions reported (at RBI counters, Inter-Government transactions and Treasury transactions reported by the agency banks) for the day. To the cash balance so arrived, the maturity of 14 days Treasury Bills if any, is added and excess balance, if any, after maintaining the minimum cash balance is reinvested in Treasury Bills. **If the net cash balance arrived at results in less than the minimum cash balance** or a credit balance and if there are no 14 days treasury bills maturing on that day, RBI rediscounts the holdings of the 14 days Treasury Bills and makes good the shortfall. If there is no holding of 14 days Treasury Bills on that day the State Government applies for Ways and Means Advances/Special Ways and Means Advances/ Over Draft.

III. The limit for ordinary ways and means advances to the State Government was ₹ 55.00 crore with effect from 1-04-2006 The Bank has also agreed to give special ways and means advances against the pledge of Government Securities. The limit of special ways and means advances revised by the Bank from time to time. The extent to which the Government maintained the minimum cash balance with the Reserve Bank during 2016-17 is given below:

(i)	Number of days on which the minimum balance was maintained without taking any advance	365 days
(ii)	Number of days on which the minimum balance was maintained by taking ordinary ways and means advance	...
(iii)	Number of days on which the minimum balance was maintained by taking special ways and means advances	...
(iv)	Number of days on which there was shortfall in minimum balance even after taking the above advances, but no overdraft was taken	...
(v)	Number of days on which overdrafts were taken	...
Total		365 days

^[*] The cash balance (‘Deposits with RBI ‘above is the closing cash balance of the year as on 31 March 2017 but worked out by 10 April 2017 and not simply the daily balance as on 31 March 2017.

ANNEXURE A
CASH BALANCES AND INVESTMENTS OF CASH BALANCES

EXPLANATORY NOTES

- IV.** (a) A detailed accounts of transactions relating to ways and means advances obtained from the Reserve Bank of India is given below :

Particulars	Balance as on 1 April 2016	Amount obtained during 2016-17	Amount Repaid during 2016-17	Balance as on 31 March 2017	Interest realised during the year
(₹ in crore)					
Ordinary Ways and Means Advances	(-)2,03.28	(-)2,03.28	
Special Ways and Means Advances	2,17.39	2,17.39	
Overdrafts/Shortfalls	(-)31.62	(-)31.62	
Total	(-)17.51	(-)17.51	

- (b) All the investments out of the cash balances are in Government of India securities. Interest realised during the year on such investment was ₹ 25.45 crore.

	Opening Balance as on 1 April 2016	Purchase during 2016-17	Sales during 2016-17	Closing Balance as on 31 March 2017	Interest realised during the year
(₹ in crore)					
Short Term investments					
Government of India Treasury Bills	(-)1,32.61	1,52,97.45	1,50,09.31	1,55.53	25.45
Long Term Investments					
Government of India Stock /Securities
Total	(-)1,32.61	1,52,97.45	1,50,09.31	1,55.53	25.45

- V.** Details of investments in Shares of Statutory Corporations, Government Companies, Co-operative Banks and Societies are given in Statement No. 19 in Volume II.
- VI.** Details of investments made out of earmarked funds are given in Statement No. 22 in Volume II.

**3 STATEMENT OF RECEIPTS
(CONSOLIDATED FUND)**

(₹ in crore)

	Description	2016-17	2015-16
I.	TAX REVENUE & NON-TAX REVENUE		
A.	Tax revenue		
A.1	Own Tax Revenue	4,41.81	3,58.41
	Land Revenue	8.58	8.88
	Stamps and Registration fees	3.26	3.57
	State Excise	72.26	60.60
	Sales Tax	3,07.81	2,47.04
	Taxes on goods and passengers	7.90	2.71
	Taxes on Vehicles	25.75	19.44
	Others	16.25	16.17
A. 2	Share of net proceeds of Taxes	28,00.63	23,48.11
	Corporation Tax	8,99.01	7,44.21
	Taxes on Income other than Corporation Tax	6,24.82	5,22.28
	Taxes on Wealth	2.05	0.10
	Customs	3,86.72	3,74.23
	Union Excise	4,41.60	3,06.57
	Service Tax	4,46.42	3,99.66
	Other Taxes and Duties on Commodities and Services	0.01	1.06
	Others
	Total A. Tax revenue	32,42.44	27,06.52
B.	Non-Tax Revenue		
	Interest receipts	48.34	30.73
	Dividends and Profits
	Miscellaneous General services	13.69	12.47
	Forestry and Wild Life	2.82	3.10
	Other Administrative Services	7.83	6.29
	Non-ferrous Mining and Metallurgical Industries	3.09	4.82
	Animal Husbandry	0.64	0.51
	Crop Husbandry	1.03	1.22
	Police	0.62	0.75

**3 STATEMENT OF RECEIPTS
(CONSOLIDATED FUND)**

(₹ in crore)

	Description		2016-17	2015-16
I.	TAX REVENUE & NON-TAX REVENUE - Concl'd.			
B.	Non-Tax Revenue			
	Public Works		0.49	1.62
	Others		2,86.67	2,36.12
	Total B. Non-Tax Revenue		3,65.22	2,97.63
II.	GRANTS FROM GOVERNMENT OF INDIA			
C.	Grants			
	Grants-in-aid from Central Government			
C.1	Non-Plan Grants			
		Grants under the proviso to Article 275 (1) of the Constitution	23,14.68	21,50.54
		Grants towards contribution to Calamity Relief Fund	16.20	15.30
		Grants under National Calamity Contingency Fund
		Other Grants	25.50	24.53
C.2	Grants for State /Union Territory Plan Schemes			
		Block Grants (of which EAP)	1,41.98	1,60.33
		Grants under the proviso to Article 275 (1) of the Constitution	19.27	36.18
		Grants for Central Road Fund	15.84	4.56 ^[a]
		Other Grants	5,94.32	6,23.60 ^[a]
C.3	Grants for Central Plan Schemes	Other Grants	37.83	40.22
C.4	Grants for Centrally Sponsored Plan Schemes	Other Grants	5,45.87	5,20.03
C.5	Grants for Special Plan Schemes	Scheme of North Eastern Council	79.15	96.96
	Total C. Grants		37,90.64	36,72.25
	Total Revenue Receipts (A+B+C)		73,98.30	66,76.40

^[a] Difference with last year's figure is due to rectification of printing errors.

**3 STATEMENT OF RECEIPTS
(CONSOLIDATED FUND)**

(₹ in crore)

	Description		2016-17	2015-16
III.	CAPITAL , PUBLIC DEBT AND OTHER RECEIPTS			
D.	Capital			
	Disinvestment proceeds	
	Others	
	Total D. Capital	
E.	Public Debt Receipts			
E.1	Internal Debt			
		Market Loans	6,71.96	2,00.05
		WMA ^[1] from RBI	...	2,62.53
		Bonds
		Loans from Financial Institutions	76.72	74.35
		Special Securities issued to National Small Savings Fund	...	22.34
		Other Loans
E.2	Loans and Advances from Central Government			
		Non-Plan Loans
		Loans for State Plan Schemes	6.84	3.80
		Loans for Central Plan Schemes
		Loans for Centrally Sponsored Plan Schemes
		Other
	Total E. Public Debt Receipts		7,55.52	5,63.07
F.	Loans and Advances by State Government (Recoveries)^[2]		22.45	25.84
G.	Inter-State Settlements	
	Total Receipts in Consolidated Fund (A+B+C+D+E+F+G)		81,76.27	72,65.31

^[1] WMA: Ways and Means Advances.

^[2] Details are in Statement No. 7 in Volume I and Statement No. 18 in Volume II.

4 STATEMENT OF EXPENDITURE IN CONSOLIDATED FUND BY FUNCTION AND NATURE**A. EXPENDITURE BY FUNCTION****(₹ in crore)**

	Description	Revenue	Capital	Loans and Advances	Total
A.	GENERAL SERVICES				
A.1	Organs of State	66.40	66.40
	Parliament/State/Union Territory Legislatures	19.12	19.12
	President, Vice President/Governor, Administrator of Union Territories	6.62	6.62
	Council of Ministers	3.82	3.82
	Administration of Justice	28.92	28.92
	Elections	7.92	7.92
A.2	Fiscal Services	73.06	73.06
	Land Revenue	18.54	18.54
	Stamps and Registration	0.30	0.30
	State Excise	28.91	28.91
	Taxes on Sales, Trade etc.	15.27	15.27
	Taxes on Vehicles	8.70	8.70
	Other Fiscal Services	1.34	1.34
A.3	Interest Payment and servicing debt	3,74.56	3,74.56
	Appropriation for Reduction or Avoidance of Debt	33.30	33.30
	Interest Payments	3,41.26	3,41.26
A.4	Administrative Services	8,19.24	49.19	...	8,68.43
	Public Service Commission	5.42	5.42
	Secretariat-General Services	96.23	96.23
	District Administration	38.73	38.73
	Treasury and Accounts Administration	23.95	23.95
	Police	4,84.50	27.09	...	5,11.59
	Jails	29.40	29.40
	Supplies and Disposals	0.88	0.88
	Stationery and Printing	15.54	15.54
	Public Works	49.06	22.10	...	71.16
	Other Administrative Services	75.53	75.53
A.5	Pensions and Miscellaneous General Services	7,63.79	7,63.79
	Pensions and other Retirement Benefits	7,61.40	7,61.40
	Miscellaneous General Services	2.39	2.39
	Total A. General Services	20,97.05	49.19	...	21,46.24

4 STATEMENT OF EXPENDITURE IN CONSOLIDATED FUND BY FUNCTION AND NATURE**A. EXPENDITURE BY FUNCTION - Contd.****(₹ in crore)**

	Description	Revenue	Capital	Loans and Advances	Total
B.	Social Services				
B.1	Education, Sports, Art and Culture	11,61.86	20.59	...	11,82.45
	General Education	11,21.40	13.33	...	11,34.73
	Technical Education	9.15	9.15
	Sports and Youth Services	22.43	4.98	...	27.41
	Art and Culture	8.88	2.28	...	11.16
B.2	Health and Family Welfare	3,70.61	28.39	...	3,99.00
	Medical and Public Health	3,40.51	28.39	...	3,68.90
	Family Welfare	30.10	30.10
B.3	Water Supply, Sanitation, Housing and Urban Development	2,85.07	2,35.14	...	5,20.21
	Water Supply and Sanitation	1,89.77	62.68	...	2,52.45
	Housing	7.20	6.79	...	13.99
	Urban Development	88.10	1,65.67	...	2,53.77
B.4	Information and Broadcasting	10.63	10.63
	Information and Publicity	10.63	10.63
B.5	Welfare of Scheduled Castes, Scheduled Tribes and Other Backward Classes	3,01.02	0.40	...	3,01.42
	Welfare of Scheduled Castes, Scheduled Tribes and Other Backward Classes	3,01.02	0.40	...	3,01.42
B.6	Labour and Labour Welfare	14.85	14.85
	Labour and Employment	14.85	14.85
B.7	Social Welfare and Nutrition	1,54.76	28.77	...	1,83.53
	Social Security and Welfare	1,42.96	28.77	...	1,71.73
	Nutrition	1.57	1.57
	Relief on account of Natural Calamities	10.23	10.23
B.8	Others	2.05	2.05
	Other Social Services
	Secretariat-Social Services	2.05	2.05
	Total B. Social Services	23,00.85	3,13.29	...	26,14.14

4 STATEMENT OF EXPENDITURE IN CONSOLIDATED FUND BY FUNCTION AND NATURE
A. EXPENDITURE BY FUNCTION - Contd.

(₹ in crore)

	Description	Revenue	Capital	Loans and Advances	Total
C.	Economic Services				
C.1	Agriculture and Allied Activities	5,09.06	44.79	4.99	5,58.84
	Crop Husbandry	1,85.40	1,85.40
	Soil and Water Conservation	19.01	19.01
	Animal Husbandry	53.63	2.24	...	55.87
	Dairy Development	1.07	1.07
	Fisheries	29.62	29.62
	Forestry and Wild Life	1,28.35	1,28.35
	Food Storage and Warehousing	50.17	40.69	...	90.86
	Agricultural Research and Education	17.09	17.09
	Co-operation	13.41	1.34	4.99	19.74
	Other Agricultural Programmes	11.31	0.52	...	11.83
C.2	Rural Development	3,44.61	6.02	...	3,50.63
	Special Programmes for Rural Development	79.50	79.50
	Rural Employment	2,12.09	2,12.09
	Land Reforms	5.40	5.40
	Other Rural Development Programmes	47.62	6.02	...	53.64
C.3	Special Areas Programmes	40.62	45.50	...	86.12
	North Eastern Areas	40.62	40.62
	Special Areas Programmes	...	45.50	...	45.50
C.4	Irrigation and Flood Control	10.52	5.98	...	16.50
	Medium Irrigation
	Minor Irrigation	10.52	5.98	...	16.50
	Command Area Development
	Flood Control Project
C.5	Energy	4,64.79	43.23	...	5,08.02
	Power	4,64.62	43.23	...	5,07.85
	New and Renewable Energy	0.17	0.17
C.6	Industry and Minerals	99.59	99.59
	Village and Small Industries	93.19	93.19
	Industries	1.21	1.21

4 STATEMENT OF EXPENDITURE IN CONSOLIDATED FUND BY FUNCTION AND NATURE
A. EXPENDITURE BY FUNCTION - Concl'd.

(₹ in crore)

	Description	Revenue	Capital	Loans and Advances	Total
C.	Economic Services-concl'd.				
C.6	Industry and Minerals-concl'd.				
	Non-ferrous Mining and Metallurgical Industries	5.19	5.19
	Cement and Non-Metallic Mineral Industries
	Other Outlays on Industries and Minerals
C.7	Transport	2,88.80	3,73.92	...	6,62.72
	Civil Aviation	8.11	2.76	...	10.87
	Roads and Bridges	2,53.95	3,69.72	...	6,23.67
	Road Transport	26.15	1.44	...	27.59
	Inland Water Transport	0.59	0.59
C.8	Communications	8.26	8.26
	Other Communicatons Services	8.26	8.26
C.9	Science Technology and Environment	8.01	8.01
	Other Scientific Research	7.31	7.31
	Ecology and Environment	0.70	0.70
C.10	General Economic Services	58.18	29.49	...	87.67
	Secretariat-Economic Services	16.04	16.04
	Tourism	8.82	29.49	...	38.31
	Census Survey and Statistics	12.42	12.42
	Civil Supplies	17.04	17.04
	Other General Economic Services	3.86	3.86
	Total C. Economic Services	18,32.44	5,48.93	4.99	23,86.36
E.	Public Debt				
	Internal Debt of the State Government	2,91.95	2,91.95
	Loans and Advances from the Central Government	20.97	20.97
	Total E. Public Debt	3,12.92	3,12.92
F.	Loans and Advances	22.06	22.06
	Loans to Government Servants	22.06	22.06
	Miscellaneous Loans
	Total F. Loans and Advances	22.06	22.06
	Total Consolidated Fund of Mizoram Expenditure	62,30.34	9,11.41	3,39.97	74,81.72

4 STATEMENT OF EXPENDITURE IN CONSOLIDATED FUND BY FUNCTION AND NATURE**B.EXPENDITURE BY NATURE****(₹ in crore)**

Head of Expenditure	2016-17			2015-16			2014-15		
	Revenue	Capital	Total	Revenue	Capital	Total	Revenue	Capital	Total
Salary	23,23.02	...	23,23.02	22,01.39	...	22,01.39	20,51.47	...	20,51.47
Pensionary Charge	7,61.40	...	7,61.40	6,16.30	...	6,16.30	5,45.26	...	5,45.26
Office Expenses	59.66	...	59.66	57.97	...	57.97	67.25	...	67.25
Rent, Rates & Taxes	3.21	...	3.21	4.11	...	4.11	3.24	...	3.24
Supplies and Materials	30.32	39.05	69.37	24.86	79.19	1,04.05	36.38	1,36.07	1,72.45
Grants-in-aid (Salaries)	4,80.97	...	4,80.97	4,68.21	...	4,68.21	3,96.23	...	3,96.23
Minor Works	4,53.77	0.58	4,54.35	2,98.78	...	2,98.78	3,32.15	...	3,32.15
Grants-in-aid (Non-Salary)	8,32.30	...	8,32.30	7,60.02	...	7,60.02	10,55.00	...	10,55.00
Subsidies	2.17	...	2.17	4.91	...	4.91	2.08	...	2.08
Scholarship and Stipends	2.79	...	2.79	73.30	...	73.30	82.12	...	82.12
Grants for creation of Capital Assets	1,32.04	...	1,32.04	1,10.01	...	1,10.01	1,80.58	...	1,80.58
Interest	3,41.26	...	3,41.26	3,69.27	...	3,69.27	3,05.83	...	3,05.83
Major Works	...	8,69.00	8,69.00	...	6,22.22	6,22.22	...	7,88.37	7,88.37
Others	8,07.43	3,42.75	11,50.18	5,81.73	5,66.97	11,48.70	5,94.86	11,94.74	17,89.60
Total	62,30.34	12,51.38	74,81.72	55,70.86	12,68.38	68,39.24	56,52.44	21,19.18	77,71.62

5 STATEMENT OF PROGRESSIVE CAPITAL EXPENDITURE

Major Head	1	2	3	4	5
	Expenditure during 2015-16	Progressive Expenditure up to 2015-16	Expenditure during 2016-17	Progressive Expenditure up to 2016-17	Increase(+) Decrease(-) in Percentage
(₹ in crore)					
A. Capital Accounts of General Services					
4047 Capital Outlay on other Fiscal Services	...	3.30	...	3.30	...
4055 Capital Outlay on Police	15.37	1,49.13	27.09	1,76.22	76
4058 Capital Outlay on Stationery and Printing	1.36	8.20	...	8.20	...
4059 Capital Outlay on Public Works	15.53	3,02.68	22.10	3,24.78	42
4070 Capital Outlay on other Administrative Services	1.94	17.57	...	17.57	...
Total A. Capital Accounts of General Services	34.20	4,80.88	49.19	5,30.07	44.00
B. Capital Account of Social Services					
(a) Capital Account of Education, Sports, Art and Culture					
4202 Capital Outlay on Education, Sports, Art and Culture	29.31	3,06.68	20.59	3,27.27	(-30)
Total (a) Capital Account of Education, Sports, Art and Culture	29.31	3,06.68	20.59	3,27.27	(-30)
(b) Capital Account of Health and Family Welfare					
4210 Capital Outlay on Medical and Public Health	11.19	1,17.23	28.39	1,45.62	154
4211 Capital Outlay on Family Welfare	...	0.52	...	0.52	...
Total (b) Capital Account of Health and Family Welfare	11.19	1,17.75	28.39	1,46.14	154

5 STATEMENT OF PROGRESSIVE CAPITAL EXPENDITURE

Major Head	1	2	3	4	5
Description	Expenditure during 2015-16	Progressive Expenditure up to 2015-16	Expenditure during 2016-17	Progressive Expenditure up to 2016-17	Increase(+) Decrease(-) in Percentage
(₹ in crore)					
B. Capital Account of Social Services - conclud.					
(c) Capital Account of Water Supply, Sanitation, Housing and Urban Development					
4215	41.74	9,84.37	62.68	10,47.05	50
4216	14.58	1,69.66	6.79	1,76.45	(-53)
4217	81.79	7,25.25	1,65.67	8,90.92	103
Total	1,38.11	18,79.28	2,35.14	21,14.42	70
(d) Capital Account of Information and Broadcasting					
4220	...	5.53	...	5.53	...
Total	...	5.53	...	5.53	...
(e) Capital Account of Welfare of Scheduled Castes, Scheduled Tribes and Other Backward Classes					
4225	0.40	0.40	...
Total	0.40	0.40	...
(g) Capital Account of Social Welfare and Nutrition					
4235	33.34	2,01.66	28.77	2,30.43	(-14)
Total	33.34	2,01.66	28.77	2,30.43	(-14)
Total B.Capital Account of Social Services	2,11.95	25,10.90	3,13.29	28,24.19	48

5 STATEMENT OF PROGRESSIVE CAPITAL EXPENDITURE

Major Head	1	2	3	4	5
	Expenditure during 2015-16	Progressive Expenditure up to 2015-16	Expenditure during 2016-17	Progressive Expenditure up to 2016-17	Increase / Decrease in Percentage
C. Capital Account of Economic Services					
(a) Capital Account of Agriculture and Allied Activities					
4401 Capital Outlay on Crop Husbandry	...	58.52	...	58.52	...
4402 Capital Outlay on Soil and Water Conservation	...	45.81	...	45.81	...
4403 Capital Outlay on Animal Husbandry	7.31	50.33	2.24	52.57	(-)69
4404 Capital Outlay on Dairy Development	...	0.49	...	0.49	...
4405 Capital Outlay on Fisheries	0.35	7.56	...	7.56	...
4406 Capital Outlay on Forestry and Wild Life	...	30.52	...	30.52	...
4408 Capital Outlay on Food Storage and Warehousing	1,06.74	9,72.89	40.69	10,13.58	(-)62
4416 Investments in Agricultural Financial Institutions	...	0.04	...	0.04	...
4425 Capital Outlay on Co-operation	7.25	31.02	1.34	32.36	(-)82
4435 Capital Outlay on other Agricultural Programmes	5.78	19.48	0.52	20.00	(-)91
Total (a) Capital Account of Agriculture and Allied Activities	1,27.43	12,16.66	44.79	12,61.45	(-)65
(b) Capital Account of Rural Development					
4515 Capital Outlay on other Rural Development Programmes	2.18	75.88	6.02	81.90	176
Total (b) Capital Account of Rural Development	2.18	75.88	6.02	81.90	176
(c) Capital Account of Special Areas Programme					
4552 Capital Outlay on North Eastern Areas	...	3,41.45	...	3,41.45	...
4575 Capital Outlay on other Special Areas Programmes	38.12	3,81.01	45.50	4,26.51	19
Total (c) Capital Account of Special Areas Programme	38.12	7,22.46	45.50	7,67.96	19

5 STATEMENT OF PROGRESSIVE CAPITAL EXPENDITURE

Major Head	1	2	3	4	5
	Expenditure during 2015-16	Progressive Expenditure up to 2015-16	Expenditure during 2016-17	Progressive Expenditure up to 2016-17	Increase / Decrease in Percentage
(₹ in crore)					
C. Capital Account of Economic Services - contd.					
(d) Capital Account of Irrigation and Flood Control					
4701	...	0.96	...	0.96	...
4702	6.21	3,41.68	5.98	3,47.66	(-) 3
4705	...	0.03	...	0.03	...
4711	1.46	21.03	...	21.03	...
Total (d)	7.67	3,63.70	5.98	3,69.68	(-)22
(e) Capital Account of Energy					
4801	67.35	14,65.53	43.23	15,08.76	(-) 36
4810	...	1.96	...	1.96	...
Total (e)	67.35	14,67.49	43.23	15,10.72	(-)36
(f) Capital Account of Industry and Minerals					
4851	...	66.41	...	66.41	...
4852	...	0.02	...	0.02	...
4853	...	0.37	...	0.37	...
4885	...	0.77	...	0.77	...
Total (f)	...	67.57	...	67.57	...

5 STATEMENT OF PROGRESSIVE CAPITAL EXPENDITURE

	1	2	3	4	5
Major Head	Expenditure during 2015-16	Progressive Expenditure up to 2015-16	Expenditure during 2016-17	Progressive Expenditure up to 2016-17	Increase(+) Decrease(-) in Percentage
					(₹ in crore)
C. Capital Account of Economic Services - conclud.					
(g) Capital Account of Transport					
5053 Capital Outlay on Civil Aviation	4.78	1,26.29	2.76	1,29.05	(-)42
5054 Capital Outlay on Roads and Bridges	1,94.49	20,45.47	3,69.72	24,15.19	90
5055 Capital Outlay on Road Transport	1.34	41.37	1.44	42.81	7
5056 Capital Outlay on Inland and Water Transport	...	5.28	...	5.28	...
Total (g) Capital Account of Transport	2,00.61	22,18.41	3,73.92	25,92.33	86
(j) Capital Account of General Economic Services					
5452 Capital Outlay on Tourism	21.46	1,12.09	29.49	1,41.58	37
5475 Capital outlay on Other General Economic Services	...	0.02	...	0.02	...
Total (j) Capital Account of General Economic Services	21.46	1,12.11	29.49	1,41.60	37
Total C. Capital Account of Economic Services	4,64.82	62,44.28	5,48.93	67,93.21	18
Total Expenditure Heads (Capital Account)	7,10.97	92,36.06	9,11.41	1,01,47.47	28

EXPLANATORY NOTE

“Investment: Government invested ₹ 1.34 crore in 2016-17, in Co-operative Bank, Societies etc. (Statement No. 16 of Vol. II). The total investment of Government in different concerns at the end of 2015-16 and 2016-17 were ₹ 33.39 crore and ₹ 34.73 crore respectively. No Dividend were received during 2015-16 and 2016-17. Further details are given in Statement No.19 of Vol. II.”

6 STATEMENT OF BORROWINGS AND OTHER LIABILITIES

(i) Statement of Public Debt and Other Liabilities ^[1]

Nature of Borrowings	Balance as on 1 April 2016	Receipt during the year	Repayments during the year	Balance as on 31 March 2017	Net Increase (+) / Decrease (-)		As a percentage of total liabilities
					Amount	Per cent	
A. Public Debt							
6003 Internal Debt of the State Government							
Market Loans	16,03.62	6,71.96	2,04.61	20,70.97	4,67.35	29	31
WMA ^[2] from the RBI	(-)17.51[a]	(-)17.51
Bonds	2.28	2.28
Loans from Financial Institutions	2,61.61	76.72	73.01	2,65.32	3.71	1	4
Special Securities issued to National Small Savings Fund	2,33.20[a]	...	14.33	2,18.87	(-)14.33	(-)6	3
Other Loans	81.97	81.97
Total 6003	21,65.17	7,48.68	2,91.95	26,21.90	4,56.73	21	39
6004 Loans and Advances from the Central Government							
Non-Plan	41.05	41.05
Loans for State/Union Territory Plan Schemes	2,31.79	6.84	20.97	2,17.66	(-)14.13	(-)6	3
Loans for Central Plan Schemes	0.02	0.02
Loans for Centrally Sponsored Plan Schemes	16.78	16.78
Loans for Special Schemes	15.69	15.69
Ways and Means Advances
Total 6004	3,05.33	6.84	20.97	2,91.20	(-)14.13	(-)5	4
Total Public Debt	24,70.50	7,55.52	3,12.92	29,13.10	4,42.60	18	43

[1] Detailed Account is at Annexure to Statement No. 17. [2] WMA: Ways and Means Advances.

[a] Difference of ₹ 0.01 lakh with last year's figure is due to rectification of printing errors.

6 STATEMENT OF BORROWINGS AND OTHER LIABILITIES

Nature of Borrowings	Balance as on 1 April 2016	Receipt during the year	Repayments during the year	Balance as on 31 March 2017	Net Increase (+) / Decrease (-)		As a percentage of total liabilities
					Amount	Per cent	
B. Other Liabilities							
Public Accounts							
Small Savings, Provident Funds etc.	28,58.59	8,37.21	7,74.46	29,21.34	62.75	2	43
Reserve funds bearing Interest	0.81	10.15	15.75	(-)4.79	(-)5.60	(-)691	...
Reserve funds not bearing Interest	6.52	33.30	33.30	6.52
Deposits bearing Interest	2.55	2.55
Deposits not bearing Interest	10,68.42	6,96.25	8,78.37	8,86.30	(-)1,82.12	(-)17	13
Total Other Liabilities	39,36.89	15,76.91	17,01.88	38,11.92	(-)1,24.97	(-)3	57
Total Public Debt and Other Liabilities	64,07.39	23,32.43	20,14.80	67,25.02	3,17.63	5	...

For details on amortization arrangements, service of debt etc. explanatory notes to this statement may be seen.

Explanatory Notes

1. Internal Debt : The Internal Debt of State Government comprises (i) Long Term Loans raised from open market, (ii) Ways and Means Advances from the Reserve Bank of India, (iii) Loans from the National Agricultural Credit Fund of the Reserve Bank of India and (iv) Loans from Autonomous Bodies such as Life Insurance Corporation of India etc. Further details are given in Statement No.17 and Annexure to Statement No.17 in Vol. II.

2. Market loans bearing interest: These comprises long term loans (which have a currency of more than 12 months) raised in open market. In 2016-17, seven loans of ₹ 50.00 crore, ₹ 1,20.00 crore, ₹ 96.58 crore, ₹ 1,01.30 crore, ₹ 54.02 crore, ₹ 1,50.00 crore and ₹ 1,00.05 crore were raised from the market which bear interest at 8.05% , 7.21%, 8.15%, 8.24%, 8.41%, 8.45% and 8.61% respectively redeemable at par in 2026, 2019, 2020, 2021 and 2021 respectively per annum.

6 STATEMENT OF BORROWINGS AND OTHER LIABILITIES

Explanatory Notes - contd. Amortisation arrangements

(a) Sinking Fund : The Balance in the Fund at the commencement and at the end of the year 2016-17 are given below:

Description	Balance as on 1 April 2016	Addition during the year	Interest on investment	Withdrawals during the year	Balance as on 31 March 2017
Sinking Fund	2,01.74	31.30	2,33.04
Total	2,01.74	31.30	2,33.04

3. Loans from Small Savings Fund: Loans out of the collection in the 'Small Savings Schemes' and 'Public Provident Fund' in the Post offices are being shared between the State Government and the Central Government in the ratio of 3:1. A separate fund viz. 'National Small Savings Fund' was created in 1999-2000 for the purpose of release of loans out of Small Savings collections. The loans received during 2016-17 amounted to ₹ 8,37.21 crore and ₹ 7,74.46 crore was repaid during the year. The balance outstanding at the end of the year was ₹ 29,21.34 crore which was 100 per cent of the total Public Debt of the State Government as on 31 March 2017.

4. Loans and Advances from Government of India: During 2016-17 the loan to the extent of ₹ 6.84 crore were received by the State Government from Government of India and ₹ 20.97 crore were paid towards repayment of loans. Details of loans from Government of India are given in Annexure to Statement No.17 in Vol. II.

Nature of Obligation	Balance as on 1 April 2016	Receipt during the year	Repayment during the year	Balance as on 31 March 2017	Net Increase(+) or Decrease(-) during the year
(₹ in crore)					
Deposits bearing interest such as deposits of local Funds etc.	2.55	2.55	...
Non- Interest bearing obligations such as Deposit of Local Funds, Civil Deposits, Other Earmarked Funds etc.	10,74.94 ^[a]	7,29.54	9,11.66	8,92.82	(-)1,82.12
Total	10,77.49^[a]	7,29.54	9,11.66	8,95.37	(-)1,82.12

[a] Difference with last year's closing balance is due to rectification of printing mistake.

6 STATEMENT OF BORROWINGS AND OTHER LIABILITIES

Explanatory Notes - conclud.

Service of debt

Interest on debt and other obligations - The outstanding gross debt and other obligations and the total net amount of interest charges met from revenue during 2015-16 and 2016-17 were as shown below:

	2016-17	2015-16	Net increase(+) or decrease(-) during the year
i) Gross Debt and Other obligation outstanding at the end of the year	67,25.02	64,07.39	3,17.63
ii) Interest paid by Government			
(a) Public Debt and Small savings, Provident Funds etc.	3,41.26	3,69.27	(-)28.01
(b) Other obligations
	70,66.28	67,76.66	2,89.62
iii) Deduct			
(a) Interest received on loans and advances given by Government	22.89	18.24	4.65
(b) Interest realised on investment of cash balance	25.45	12.39	13.06
	48.34	30.63	17.71
iv) Net interest charges	2,92.92	3,38.64	(-)45.72
v) Percentage of gross interest to total revenue receipts [item (ii)]	4.61	5.53	(-)0.92
vi) Percentage of net interest to total revenue receipts [item (iv)]	3.96	5.07	(-)1.11

5. Appropriation for reduction or avoidance of Debt

During 2016-17 an amount of ₹ 31.30 crore was transferred to Sinking Fund from Revenue for Investment in the Government of India Securities.

7 STATEMENT OF LOANS AND ADVANCES GIVEN BY THE GOVERNMENT

Sectors/Loanee Groups ^[1]	Balance as on 1 April 2016	Disbursements during the year	Repayments during the year	Loans and advances written off	Balance as on 31 March 2017	Per cent increase / decrease during the year
(₹ in crore)						
01 Social Services						
Loans for Housing	1,04.32	...	7.88	...	96.44	(-)
Loans for Urban Development	1.17	1.17	...
Loans for Social Security and Welfare	1.13	1.13	...
Total 01 Social Services	1,06.62	...	7.88	...	98.74	(-)
02 Economic Services						
Loans for Co-operation	15.31	4.99	1.19	...	19.11	25
Loans for Animal Husbandry	0.20	0.20	...
Loans for Other Agricultural Programmes	9.08	9.08	...
Loans for Road Transport	0.02	0.02	...
Loans for North Eastern Areas	0.18	...	0.02	...	0.16	(-)
Loans for Power Projects	1.60	1.60	...
Loans for Village and Small Industries	13.93	13.93	...
Loans for other Industries	2.25	2.25	...
Total 02 Economic Services	42.57	4.99	1.21	...	46.35	9

[1] For details please refer to Statement No. 18 in volume II.

7 STATEMENT OF LOANS AND ADVANCES GIVEN BY THE GOVERNMENT

Sectors/Loanee Groups ^[1]	Balance as on 1 April 2016	Disbursements during the year	Repayments during the year	Loans and advances written off	Balance as on 31 March 2017	Per cent increase / decrease during the year
03 Loans to Government Servant						
Loans to Government Servants etc.	48.33	22.06	13.36	...	57.03	18
Total 03 Loans to Government Servant	48.33	22.06	13.36	...	57.03	18
04 Miscellaneous Loans						
Miscellaneous Loans	3.69	3.69	...
Total 04 Miscellaneous Loans	3.69	3.69	...
Total	2,01.21	27.05	22.45	...	2,05.81	2

[1] For details please refer to Statement No. 18 in volume II.

8. STATEMENT OF INVESTMENTS OF THE GOVERNMENT

Comparative summary of Government Investment in the share capital and debentures of different concerns for 2015-16 and 2016-17 :

Name of Concern	2016-17			2015-16		
	Number of concerns	Investment at the end of the year	Dividend / interest received during the year	Number of concerns	Investment at the end of the year	Dividend / interest received during the year
Government Companies / Statutory Corporations	2	6.99	...	2	6.99	...
Co-operative Bank, Societies etc.	423	27.74	...	423	26.40	...
Total	425	34.73	...	425	33.39	...

(₹ in crore)

9 STATEMENT OF GUARANTEES GIVEN BY THE GOVERNMENT

Guarantees given by the State Government for repayment of loans etc., raised by Statutory Corporation, Government Companies, Local Bodies and Other institutions during the year and sums guaranteed outstanding as on 31 March 2017 in various sectors are shown below:

Sector-wise disclosure for Guarantees:

Sector (No. of Guarantees within bracket)	Maximum amount guaranteed (Principal only)	Outstanding at the beginning of the year 2016-17		Additions during the year	Deletions (other than invoked) during the year	Invoked during the year		Outstanding at the end of the year 2016-17		Guarantee Commission or fee		Other material details
		Principal	Interest			Discha- rged	Not Discha- rged	Principal	Interest	Rece- ivable	Rece- ived	
1	2	3	4	5	6	7	8	9	10	11	12	13
1. Co-operative	1,49.28	33.36	17.49	17.88	...	15.48	27.44
2. Government Companies	59.93	15.93	9.00	15.93	12.16
3. Other Statutory Corporation	59.13	17.36	1.88	0.97	...	16.39	1.50
4. Other Institutions	25.60	5.20	...	30.00	...	0.10	...	35.10	-	[a]	[a]	...
Total	2,93.94	71.85	28.37	30.00	...	18.95	...	82.90	41.10	[a]	[a]	...

[a] Information was not furnished by the State Government. However, as per accounts compiled, an amount of ₹ 0.13 crore was received by the State Govt. as Guarantee Fee during 2016-17 against the receivable amount of ₹ 0.23 crore.

10 STATEMENT OF GRANTS-IN-AID GIVEN BY THE GOVERNMENT

(i) Grants-in-aid paid in cash

Grantee Institutions	Grants released			Grants for creation of capital assets		
	2016-17			2015-16		
	Non-Plan	Plan including CSS and CP	Total		2016-17	2015-16
1	2			3		
1. Panchayati Raj Institutions						
(i) Zilla Parishads
(ii) Panchayat Samities
(iii) Gram Panchayats
2. Urban Local Bodies						
(i) Municipal Corporations
(ii) Municipalities/ Municipal Councils (Aizawl Municipal Council Authorities – Urban Local Bodies and PA)	23.48	5.67	29.15	7.70	10.72	...
(iii) Others:
a) MPCB						
3. Public Sector Undertakings						
(i) Government Companies:
a) Health Care						
(ii) Statutory Corporations:						
a) National Service Scheme	1.61
b) Mizoram Youth Commission	...	1.61	1.61
c) Mizoram State Sports Council	4.74	4.77	9.51	...	0.77	...

(₹ in crore)

10 STATEMENT OF GRANTS-IN-AID GIVEN BY THE GOVERNMENT

(i) Grants-in-aid paid in cash

Grantee Institutions	Grants released			Grants for creation of capital assets		
	2016-17		Total	2015-16		2015-16
	Non-Plan	Plan including CSS and CP		2016-17	2015-16	
1	2		3			
4. Autonomous Bodies						
(i) (CADC, LADC & MADC)	2,22.15	71.58	2,93.73	32.09
(ii) Universities
(iii) Development Authorities (Aizawl Development Authorities - UD & PA)	0.10
(iv) Co-operative Institutions:
a) Co-operative Societies
(v) Others:						
a) MBSE	7.27	0.30	7.57
b) Health & F.W.
c) LADC
d) Zoram Energy Development Agency (ZEDA)
e) AH & Vety
5. Non-Government Organisations						
a) Mizoram Olympic Association	...	0.05	0.05
b) Health & F.W.
6. Others	7.85	9,63.80	9,71.65	11,86.73	1,20.55	1,10.01
Total	2,65.49	10,47.78	13,13.27	12,28.23	1,32.04	1,10.01

(₹ in crore)

10 STATEMENT OF GRANTS-IN-AID GIVEN BY THE GOVERNMENT

(ii) Grants-in-aid given in kind ^[*]

Name / Category of the Grantee	Value of Grants-in-aid in kind		Value of Grants-in-aid in kind being Capital Asset in Nature	2015-16	2016-17	2015-16
	2016-17	2015-16				
1	2	3				
1. Panchayati Raj Institutions
(i) Zilla Parishads
(ii) Panchayat Samities
(iii) Gram Panchayats
2. Urban Local Bodies
(i) Municipal Corporations
(ii) Municipalities/ Municipal Councils
(iii) Others
3. Public Sector Undertakings
(i) Government companies
(ii) Statutory Corporations
4. Autonomous Bodies
(i) Universities
(ii) Development Authorities
(iii) Co-operative Institutions
(iv) Others
5. Non-Government Organisations
Total

[*] Information has not been furnished by the State Government (August 2017).

11 STATEMENT OF VOTED AND CHARGED EXPENDITURE

Particulars	Actuals					
	2016-17			2015-16		
	Charged	Voted	Total	Charged	Voted	Total
	(₹ in crore)					
Expenditure Heads (Revenue account)	3,93.50	58,36.84	62,30.34	4,16.84	51,54.02	55,70.86
Expenditure Heads (Capital account)	...	9,11.41	9,11.41	...	7,10.97	7,10.97
Disbursement under						
Public Debt	3,12.92	...	3,12.92	5,50.28	...	5,50.28
Loan and Advances (A)	...	27.05	27.05	...	7.13	7.13
Inter-State Settlement Account
Transfer to Contingency Fund (A)
Total	7,06.42	67,75.30	74,81.72	9,67.12	58,72.12	68,39.24

(A) The Figures have been arrived at as follows :

E. Public Debt ^[*]						
Internal Debt of the State Government	2,91.95	...	2,91.95	5,29.53	...	5,29.53
Loans and Advances from the Central Government	20.97	...	20.97	20.75	...	20.75
F. Loans and Advances ^[*]	...	27.05	27.05	...	7.13	7.13
G. Inter-State Settlement						
Inter-State Settlement
Transfer to the Contingency Fund
Appropriation to the Contingency Fund
Total	3,12.92	27.05	3,39.97	5,50.28	7.13	5,57.41

[*] A more detailed account is given in Statement No.18 of Vol. II.

11 STATEMENT OF VOTED AND CHARGED EXPENDITURE

i) The percentage of charged expenditure and voted expenditure to total expenditures during 2015-16 and 2016-17 was as under:

Year	Percentage of total expenditure	
	Charged	Voted
2015-16	14.14	85.86
2016-17	9.44	90.56

12 DETAILED STATEMENT ON SOURCES AND APPLICATION OF FUNDS FOR EXPENDITURE OTHER THAN ON REVENUE ACCOUNT

	As on 1 April 2016	During the year 2016-17	As on 31 March 2017
	(₹ in crore)		
Capital and Other Expenditure			
Capital Expenditure (Sub-Sector wise)			
General Services			
Fiscal Services	3.30	...	3.30
Police	1,49.13 ^[a]	27.09	1,76.22
Public Works	3,02.68	22.10	3,24.78
Other Administrative Services	17.57	...	17.57
Stationery and Printing	8.20	...	8.20
Social Services			
Education, Sports, Art and Culture	3,06.68	20.59	3,27.27
Health and Family Welfare	1,17.75	28.39	1,46.14
Water Supply, Sanitation, Housing and Urban Development	18,79.28	2,35.14	21,14.42
Information and Broadcasting	5.53 ^[a]	...	5.53
Welfare of Scheduled Castes, Scheduled Tribes and other Backward Classes	...	0.40	0.40
Social Welfare and Nutrition	2,01.66	28.77	2,30.43
Economic Services			
Agriculture and Allied Activities	12,16.66	44.79	12,61.45
Rural Development	75.88	6.02	81.90
Special Areas Programme	7,22.46 ^[a]	45.50	7,67.96
Irrigation and Flood Control	3,63.70	5.98	3,69.68
Energy	14,67.49	43.23	15,10.72
Industry and Minerals	67.57	...	67.57
Transport	22,18.41	3,73.92	25,92.33
General Economic Services	1,12.11 ^[a]	29.49	1,41.60
Total Capital Expenditure	92,36.06	9,11.41	1,01,47.47

^[a] Difference with the last year's figures are due to rectification of printing errors.

12 DETAILED STATEMENT ON SOURCES AND APPLICATION OF FUNDS FOR EXPENDITURE OTHER THAN ON REVENUE ACCOUNT

As on 1 April 2016		During the year 2016-17		As on 31 March 2017	
(₹ in crore)					
F. Loans and Advances					
Loans for Housing	1,04.32	(-)7.88	96.44		
Loans for Urban Development	1.17	...	1.17		
Loans for Social Security and Welfare	1.13	...	1.13		
Loans for Animal Husbandry	0.20	...	0.20		
Loans for Co-operation	15.31	3.80	19.11		
Loans for Other Agricultural Programmes	9.08	...	9.08		
Loans for North Eastern Areas	0.18	(-)0.02	0.16		
Loans for Power Projects	1.60	...	1.60		
Loans for Village and Small Industries	13.93	...	13.93		
Loans for other Industries	2.25	...	2.25		
Loans for Road Transport	0.02	...	0.02		
Loans to Government Servants etc.	48.33	8.70	57.03		
Miscellaneous Loans	3.69	...	3.69		
Total F. Loans and Advances	2,01.21	4.60	2,05.81		
Total Capital and Other Expenditure	94,37.27	9,16.01	1,03,53.28		
Deduct					
Contribution from Contingency Fund		
Contribution from Miscellaneous Capital Receipt		
Contribution from Development Fund		
Net Capital and Other Expenditure	94,37.27	9,16.01	1,03,53.28[X]		

12 DETAILED STATEMENT ON SOURCES AND APPLICATION OF FUNDS FOR EXPENDITURE OTHER THAN ON REVENUE ACCOUNT

	As on 1 April 2016	During the year 2016-17	As on 31 March 2017
	(₹ in crore)		
PRINCIPAL SOURCES OF FUNDS			
Revenue Surplus			
Add- Adjustment on Account of retirement /Disinvestment	...	11,67.96	...
E. Public Debt			
Internal Debt of the State Government	21,65.17	4,56.73	26,21.90
Loans and Advances from the Central Government	3,05.33	(-)14.13	2,91.20
I. Small Savings, Provident Funds etc.	28,58.59	62.75	29,21.34
Total Debt	53,29.09	5,05.35	58,34.44
Other Obligations			
Contingency Fund	0.10	...	0.10
J. Reserve Fund	2,18.57 ^[a]	27.70	2,46.27
K. Deposit and Advances	10,71.08	(-)1,81.80	8,89.28
L. Suspense and Miscellaneous	11,78.60 ^[a]	(-)5,11.38	6,67.22
M. Remittances	(-)1,16.27	99.78	(-)16.49
Total Other Obligations	23,52.08	(-)5,65.70	17,86.38
Total Debt and Other Obligations	76,81.17	(-)60.35	76,20.82
Deduct Cash Balance	(-)83.08	(-)1,29.84	(-)2,12.92
Deduct Investment	78.63	3,21.44	4,00.07
Add -Amount closed to Government Account during 2016-17
Net Provision of funds	76,85.62	9,16.01	74,33.67[Y]

[a] Difference with the last year's year's figures are due to rectification of printing errors.

12 DETAILED STATEMENT ON SOURCES AND APPLICATION OF FUNDS FOR EXPENDITURE OTHER THAN ON REVENUE ACCOUNT

Note : The net provision of Funds (Y) shown in the Statement differs from the Net Capital and other expenditure (X) up to the end of the year 2016-17 by ₹ 29,19.61 crore. This is explained below:

1. Accumulated Revenue Surplus Accounts.	₹ 29,20.46 crore
2. Items of difference explained at page 114-115 of Finance Accounts for the year 1993-94 Accounts from	₹ (-)0.85 crore
Total	₹ 29,19.61 crore

13 SUMMARY OF BALANCES
CONSOLIDATED FUND, CONTINGENCY FUND AND PUBLIC ACCOUNT

A. The following is a summary of balances as on 31 March 2017

Debit Balance (₹ in crore)	Sector of the General Account	Name of the Account	Credit Balance (₹ in crore)
72,27.86	A to D and Part of L		
...	E.....	CONSOLIDATED FUND	
2,05.81	F.....	Government Account	...
		Public Debt	29,13.10
		Loans and Advances	...
		CONTINGENCY FUND	
		Contingency Fund	0.10
		PUBLIC ACCOUNT	
		Small Savings, Provident Funds. etc.	29,21.34
		RESERVE FUNDS	
4.79	I.....	(i) Reserve funds bearing Interest	...
	J.....	Gross Balance	
		Investment	
		(ii) Reserve funds not bearing Interest	2,51.06
		Gross Balance	
		Investment	
2,44.54	K.....	DEPOSIT AND ADVANCES	
		(i) Deposits bearing Interest	2.55
		(ii) Deposits not bearing Interest	8,86.30
		(iii) Advances	0.43
		SUSPENSE AND MISCELLANEOUS	
	L.....	Investments	...
1,55.53		Other Items(Net)	6,67.22
16.49	M.....	REMITTANCES	...
(-)2,12.92	N.....	CASH BALANCE (Closing)	...
76,42.10		Total	76,42.10

13 SUMMARY OF BALANCES
CONSOLIDATED FUND, CONTINGENCY FUND AND PUBLIC ACCOUNT

EXPLANATORY NOTES

(a) There was a difference between the figures reflected in the accounts and that intimated by the Reserve Bank of India regarding "Deposits with Reserve Bank" included in the Cash Balance. The discrepancy is under reconciliation.

B. Government Account : Under the system of book-keeping followed in Government accounts, the amount booked under revenue, capital and other transactions of Government the balances of which are not carried forward from year to year in the accounts, are closed to a single head called "Government Account". The balance under this head represents the cumulative result of all such transactions.

To this the balances under Public Debt, Loans and Advances, Small Savings, Provident Funds, Reserve Funds, Deposits and Advances, Suspense and Miscellaneous (Other than Miscellaneous Government Account), Remittances and Contingency Fund etc. are added and the closing cash balance at the end of the year is to be worked out and proved.

The other headings in the summary take into account the balances under all accounts heads in Government books in regard to which Government has a liability to repay the money received or has a claim to recover the amounts paid and also heads of account opened in the books for adjustment of remittance transactions.

It must be understood that these balances can not be regarded as a complete record of the financial position of the Government as it does not take into account all the physical assets of the State, such as lands, buildings, communication etc. nor any accrued dues or outstanding liabilities which are not brought to account under the cash basis of accounting followed by Government.

The net amount at the debit of Government Account at the end of the year has been arrived at as under :

Debit (₹ in crore)	Details	Credit (₹ in crore)
74,84.41	A- Amount at the Debit of the Government Account as on 1 April 2016	
62,30.34	B-Receipt Heads (Revenue Account)	73,98.30
	C-Receipt Heads (Capital Account)	
9,11.41	D-Expenditure Heads (Revenue Account)	
	E-Expenditure Heads (Capital Account)	
	F-Suspense and Miscellaneous (Miscellaneous Government Accounts)	
	H-Inter State Settlements	
	I-Transfer to Contingency Fund	72,27.86
	K- Amount at the debit of the Government account as on 31 March 2017	
1,46,26.16	Total	1,46,26.16

(i) In a number of cases there are unreconciled differences in the closing balance as reported in the statement of 'Receipts, Disbursements and Contingency fund and Public Account' (Statement No.21) and that shown in separate Registers or other record maintained in the Account office/ Departmental offices for the purpose. Steps are being taken to settle the discrepancies.

(ii) The balances are communicated to the officers concerned every year for verification and acceptance thereof. In a large number of cases such acceptances have not been received.

Notes to Accounts

1. Summary of significant Account policies:

(i) Entity and Accounting Period:

These accounts present the transactions of the Government of Mizoram for the period from 1 April 2016 to 31 March 2017. The accounts of receipts and expenditure of Government of Mizoram have been compiled from the initial accounts rendered by 11 Treasuries, 3 Resident Commissioners, 70 Public Works and 35 Forest Divisions and Advices of the Reserve Bank of India. The delay in submission of the monthly accounts ranged between 1 to 18 days by account rendering units. Such delays have affected timely submission of the Monthly Civil Accounts to the State Government. However, no accounts were excluded at the end of the year.

(ii) Basis of Accounting:

The accounts represent the actual receipts and disbursement during the accounting period, with the exception of some book adjustments (**Annexure A**). Physical Assets and Financial Assets such as investments etc., are shown at historical cost, i.e., the value at the year of acquisition/ purchase. Physical assets are not depreciated or amortised. Losses in physical assets at the end of their life have not been expensed or recognised.

Retirement benefits disbursed during the accounting period have been reflected in the accounts but the future pension liability of the Government, i.e., the liability towards payment of retirement benefits for the past and the present service of its employees is not included in the accounts.

(iii) Currency in which Accounts are kept:

The accounts of Government of Mizoram are maintained in Indian Rupees.

(iv) Form of Accounts:

Under Article 150 of the Constitution of India, the accounts of the Union and of the States are kept in such form as the President may on the advice of the Comptroller and Auditor General of India, prescribe. The word “form” used in Article 150 has a comprehensive meaning so as to include the prescription not only of the broad form in which the accounts are to be kept but also the basis for selecting appropriate heads under which the transactions are to be classified.

2. Quality of Accounts:

(i) Booking under Minor Head “800 Other Receipts and Other Expenditure”:

Minor Heads 800 ‘Other Receipts’ and ‘Other Expenditure’ are intended to be operated only when the appropriate Minor head under the Major Head have not been provided in the accounts. Routine operation of Minor Head 800 is to be discouraged, since it renders the accounts opaque. During the year 2016-17, an amount of ₹ 1,535.78 crore under 43 Revenue Major Heads of accounts on the Receipt side constituting 20.76 *per cent* of the total Revenue of ₹ 7,398.30 crore was recorded under the Minor Head 800 ‘Other Receipts’. Similarly, ₹1,221.84 crore under 47 Revenue and Capital Major Heads of accounts on the expenditure side constituting 17.11 *per cent* of the total expenditure ₹ 7,141.75 crore (Revenue

and Capital) was recorded under the Major Head 800 'Other Expenditure' below the concerned Major Heads. Instances of substantial proportion (10 *per cent* and above) of bookings made under the Minor Head 800 Other Receipts/Other Expenditure under the respective Major Head are given in **Annexure B and C** respectively.

(ii) Unadjusted Abstract Contingent (AC) Bills:

Drawing and Disbursing Officers are authorised to draw sums of money by preparing Abstract Contingent (AC) bills by debiting service heads. They are required to present Detailed Contingent (DC) Bills containing vouchers in support of final expenditure within one month of the drawal of AC bills. Prolonged non-submission of DC bills renders the expenditure under AC bills opaque. Details of AC bills outstanding as on 31 March 2017 are as given below:

Table No. 1 : Status of AC Bills Outstanding

Year	Number of pending DC bills	Amount (₹ in crore)
Up to 2014-15	60	17.89
2015-16	01	5.58
2016-17	01	0.97
Total	62	24.44

Out of ₹ 141.61 crore drawn against AC bills in 2016-17, AC bills amounting to ₹ 0.40 crore (0.28 *per cent*) were drawn in March 2017. It is observed that compared to last year, drawal of AC bill in March 2017 is reduced by an amount of ₹ 9.76 crore.

(iii) Outstanding Utilisation Certificates (UCs) :

Institutions receiving Grants-in-Aid from Government of Mizoram are required to furnish Utilisation Certificates within 12 months, countersigned by the controlling authority after verification. To the extent of non-receipt of Utilisation Certificates, the expenditure shown in the accounts cannot be treated as final nor can it be confirmed that the amount has been expended/utilised for the intended purposes of sanction. At the close of March 2017 accounts, 27 Utilisation Certificates for the two years amounting to ₹ 63.17 crore remained outstanding (₹ 35.40 crore for 2011-12 and ₹ 27.77 crore for 2015-16).

(iv) Reconciliation of Receipts and Expenditure:

To exercise effective control of expenditure, to keep it within the budget grants and to ensure accuracy of their accounts, all Chief Controlling Officers (CCOs)/ Controlling Officers (COs) are required to reconcile the Receipts and Expenditure recorded in their books every month with the figures accounted for by the Accountant General. Such reconciliation has been completed for 43.11 *per cent* of total receipts and 81.78 *per cent* of total expenditure during 2016-17.

(v) Cash Balance:

There is a difference of ₹ 66.59 crore (net credit) as on 31 March 2017 between the Cash Balance as worked out by the Accountant General and as reported by the Reserve Bank of India. This difference was mainly due to erroneous reporting by the accredited banks to the Reserve Bank of India, Nagpur which was responsible for maintaining the Cash Balance of the State Government.

3. Other Items:

(i) Liabilities towards pensionary Benefits:

The expenditure during the year on pension and other retirement benefits on State Government employees recruited on or before 31 August 2010 was ₹ 747.52 crore (12 *per cent* of the total revenue expenditure of ₹ 6,230.34 crore). State Government employees recruited on or after 1 September 2010 are covered under the 'New Pension Scheme (NPS), which is Defined Contributory Pension Scheme. In terms of the Scheme, employees contribute 10 *per cent* of basic pay and dearness allowance, which is matched by the State Government and the entire amount is transferred to the designated Fund Manager through the National Securities Depository Limited (NSDL)/Trustee Bank. As per the procedure adopted by the Government of Mizoram, the employees' contribution is initially credited to 'MH 0071- Contribution Recoveries towards Pension and Other Retirement Benefits' and thereafter transferred along with the employer's contribution to a Current Bank account opened for this purpose, for eventual transfer to NSDL. The Current Bank account is jointly maintained by Chief Controller of Accounts and the Joint Director, Accounts and Treasuries. Details of transactions in the Current Bank Account do not constitute part of the accounts rendered to the Accountant General. Hence timely transfer of these balance to NSDL cannot be confirmed.

During the year 2016-17, employee's contribution was ₹ 14.59 crore and the State Government contributed ₹ 13.88 crore. Out of the total contribution of ₹ 28.47 crore, State Government transferred ₹ 27.76 crore to NSDL (₹ 13.88 crore as employee's contribution and ₹ 13.88 crore as State's matching share including ₹ 0.23 crore of un-transferred employee's contribution and ₹ 0.23 crore of un-transferred State Government's matching share for the year 2015-16). The balance amount of ₹ 0.94 crore being the employee's contribution for the year 2016-17 was not transferred to NSDL as on 31 March 2017. Un-collected, un-matched and un-transferred amount, with accrued interest represent outstanding liabilities under the scheme and have not been estimated.

(ii) Guarantees:

The State Government extends guarantees on the loans taken from financial institutions by State Government entities like Public Sector undertaking etc. Guarantees reported in Statements 9 and 20 are based on information received from the Finance Department, which is the authority for issuing such guarantees. In terms of the Mizoram Ceiling on Government Guarantees Act, 2011, the total outstanding Government guarantees as on the first day of April shall not exceed 25 *per cent* of the Gross State Domestic Product (GSDP) estimated for the year and total fresh guarantees given in a year shall not exceed 3 *per cent* of (GSDP) estimated for the year. The outstanding guarantees as on 1 April 2016 (₹ 100.22 crore) work out to 0.66 *per cent* of the GSDP estimated for the year 2016-17 (₹ 15,211.93 crore). During the year, fresh guarantees for ₹ 30.00 crore were given by the State Government which works out to 0.20 *per cent* of GSDP.

As per the Act, the State Government should charge a minimum of 0.75 *per cent* of the guaranteed amount as guarantee commission which shall form the corpus of Guarantee Redemption Fund. Guarantee Commission shall not be waived under any circumstances. During 2016-17, a total amount of ₹ 0.13 crore was collected as guarantee fee by the State Government on the fresh guarantees of ₹ 30.00 crore against recoverable amount of ₹ 0.23 crore (₹ 30.00 crore x 0.75 *per cent*). Thus there was a short collection of revenue by ₹ 0.10 crore (₹ 0.23 crore minus ₹ 0.13 crore).

(iii) Loans and Advances:

Details of Loans and advances made by the State Government as per Statements 7 and 18 of the Finance Accounts have been prepared as per the Indian Government Accounting Standards (IGAS) 3 notified by the Government of India. The information is incomplete, since the State Government has not furnished the detailed information like arrears in repayments and loans in perpetuity. in respect of Loans and Advances where the accounts are maintained by the State Government.

(iv) Investments:

Information on Government investment appearing in Statement No.8 and 19 of the Finance Accounts are based on the accounts and sanction received by the Accountant General. As on 31 March 2017, the total investment of the State Government in Public Sector Undertakings and Co-operatives was ₹ 34.73 crore. These figures required confirmation by the concerned Department (including Finance) and the concerned entity. During the year 2016-17, the State Government had invested ₹ 1.34 crore in other Co-operatives.

(v) Reserve Fund and Deposits:

There are 5 Reserve Funds earmarked for specific purposes, out of which 2 funds have been inactive for 6 years and 15 years respectively. The total accumulated balance at the end of 31 March 2017 in these five funds was ₹ 246.27 crore (₹ 239.75 crore in active funds and ₹ 6.52 crore in inactive funds), out of which ₹ 244.54 crore (99.30 *per cent*) was invested. Details of inactive funds are given in **Annexure D**. Detailed information on Reserve Funds and the investment from the earmarked funds is available in Statements 21 & 22 respectively.

(a) Adjustment of Interest against Reserve Fund and deposits bearing interest:

The interest liabilities in respect of Reserve Funds Bearing Interest and Deposits Bearing Interest under sectors J and K respectively of the Public Accounts are annual liabilities that the State Government is required to discharge. No Budget provision has been made by the State Government despite balances in such Reserve Funds and Deposits as on 1 April 2016 as detailed below:

Table No. 2 : Interest against Reserve Fund and deposits bearing interest**(₹ in crore)**

Sector	Sub-sector	Minimum rate of interest estimated	Balance at the beginning of 2016-17	Interest Due
J. Reserve Funds	(a) Reserve Funds Bearing Interest (SDRF)	7.50 per cent (average of Ways and Means interest rate)	0.81	0.06
K. Deposits and Advances	(a) Deposits Bearing Interest –MH 8336 -800 Other Deposits, plus (b) MH 8342-120 Misc-Deposits	7.50 per cent (average of Ways and Means interest rate)	2.55	0.19
Total Interest				0.25

(b) Consolidated Sinking Fund (CSF) :

In terms of the recommendations of Twelfth Finance Commission, the Government of Mizoram constituted a revised Consolidated Sinking Fund (CSF) scheme in 2006-07 for redemption of outstanding liabilities. As per the scheme and in terms of the guidelines of the Reserve Bank of India, States are required to contribute a minimum of 0.50 per cent of their outstanding liabilities (Internal Debt+Public Account liabilities) as at the end of the previous year. The Fund is administered by the Reserve Bank of India (RBI) subject to such directions/instructions as the Government may issue from time to time.

In the year 2016-17, against the minimum required contribution of ₹ 32.04 crore (0.50 per cent of outstanding liabilities of ₹ 6,407.39 crore as on 31 March 2016), the State Government contributed ₹ 31.30 crore, resulting in short contributions by ₹ 0.74 crore. Total accumulations in the Fund as on 31 March 2017 was ₹ 233.04 crore which has been invested in Government of India Securities.

(c) Guarantee Redemption Fund (GRF):

The State Government created a Guarantee Redemption Fund in the year 2009-10. As per the guidelines of the scheme, the government is required to contribute an amount equivalent to at least one fifth of the outstanding invoked guarantees plus an amount of guarantees likely to be invoked as a result of the incremental guarantees issued during the year. It is open to the Government to increase the contributions to the Fund at its discretion. The fund is administered by Reserve Bank of India.

There were no outstanding invoked guarantees in 2016-17. The State Government transferred ₹ 2.00 crore during the year to the Fund. Balance of ₹ 11.50 crore remaining in the fund as on 31 March 2017 has been invested in government securities.

(d) State Disaster Response Fund (SDRF):

Government of India replaced the existing Calamity Relief Fund in 2010-11 with the State Disaster Response Fund (SDRF) as recommended by the Thirteenth Finance Commission. Under the guidelines of the Fund, the Centre, and Special Category States like Mizoram are required to contribute to the Fund in the proportion of 90:10.

As on 1 April 2016, the fund had a balance of ₹ 0.81 crore. During 2016-17, the Central Government released an amount of ₹ 16.20 crore towards State Disaster Response Fund (SDRF). The State Government transferred an amount of ₹ 10.15 crore to the Public Account, which is less than the Central contribution and State share (Central share ₹ 16.20 crore and State share ₹ 1.80 crore) resulting in less transfer of ₹ 7.85 crore. During 2016-17, the State Government had withdrawn ₹ 15.75 crore from the Fund and kept the amount in bank account. Consequently, it was not possible to assess the extent to which the withdrawn amounts had actually been spent on natural calamities.

(vi) Improper accounting of transactions relating to the Central Road Fund (CRF) :

The accounting procedure relating to the Central Road Fund prescribes that the receipt of the grant from Government of India is first recorded under the Revenue Receipt Major head 1601 and thereafter transferred to the Fund (under Public Account Major Head 8449 – Other deposits-103 subvention from Central Road Fund), by operating the Revenue Expenditure Major Head 3054 in the same year of receipt. This is in keeping with the principle that Grants-in-aid are to be recorded in the Revenue section irrespective of purpose (Capital or Revenue), and also ensures that the Revenue Surplus of the State Government is not unduly inflated because of the grant. Further, expenditure on prescribed road works is first to be accounted for under the relevant Revenue or Capital Expenditure section and is to be reimbursed out of the Fund as a deduct expenditure to the concerned Revenue or Capital Major Head (3054 or 5054 as the case may be).

Government of India released ₹15.84 crore from Central Road Fund to the State Government in 2016-17. However, due to non-availability of budget provision under Head of Account-3054-80-797-transfer to Deposit Accounts, no amount was transferred to the Public Account. Since the amount has not been routed through Public Account, there is no assurance of the utilisation of the grant of ₹15.84 crore.

(vii) Suspense and Remittance Balance:

The Finance Accounts reflect the net balances under Suspense and Remittance Heads as detailed in Statement 21 of Finance Accounts (Volume II). The outstanding balances under these heads are worked out by aggregating the outstanding debit and credit balances separately under various heads. Clearance of suspense and remittance items depends on the details furnished by the State Treasuries/ Works and Forest Divisions/ PAOs etc. Details of outstanding Suspense balances of last 3 years are given in **Annexure E**.

(viii) Rush of Expenditure:

In terms of Rule 56 (3) of General Financial Rules 2005, rush of expenditure particularly in the closing month of the financial year shall be regarded as breach of financial regularity and should be avoided. State Government Departments, however, withdrew ₹ 2,147.71 crore in March 2017 and ₹ 261.73 crore on the last working day of March 2017 i.e. 30.07 *per cent* and 3.66 *per cent* respectively of

total expenditure ₹ 7,141.75 crore (Revenue and Capital). Treasury-wise details of significant transactions are given in **Annexure F**.

(ix) Restructuring of Centrally Sponsored and Central Plan Schemes:

As per the recommendation of the Sub-Group of Chief Ministers on rationalisation of Centrally Sponsored Schemes (CSSs), the existing 66 CSSs have now been restructured into 28 CSSs. From 1 April 2014 onwards Government of India released Central Assistance for CSS/ACA Flagship Schemes directly to the State Government and these releases are now classified as 'Central Assistance to the State Plan'. Government of Mizoram, however, has continued with the budget depiction of earlier years and not in terms of the restructured pattern. Out of ₹ 1,738.56 crore depicted in the Public Financial Management System (PFMS) portal of Controller General of Accounts (CGA) as Central Assistance to the Government of Mizoram in 2016-17, Clearance memos from Reserve Bank of India, CAS, Nagpur and supporting sanction orders from the respective Ministries were received in respect of ₹ 1,434.26 crore and appropriately booked in the accounts of the State Government under Major Head 1601 Grants-in-aid from Central Government. Since the State Government continued to depict the plan expenditure in terms of the existing classification pattern, it was not possible to track the detail of expenditure on the 28 CSSs which was incurred from amounts released by the Government of India.

(x) Direct transfer of Central Scheme Funds to Implementing Agencies in the State (Funds routed outside the State Budget):

Till 31 March 2014, Government of India transferred substantial funds directly to State Implementing Agencies/Non-Government Organizations (NGOs) for implementation of various schemes/programmes. As per the Public Financial Management System (PFMS) portal of the Controller General of India (CGA), Government of India released ₹ 290.53 crore to the State implementing agencies during 2016-17. Details are at Appendix VI in Vol. II.

(xi) Compliance to the Fiscal Responsibility and Budget Management Act.:

As per the recommendations of the Fourteenth Finance Commission, the State Governments are required to amend their Fiscal Responsibility and Budget Management (FRBM) Acts. Government of Mizoram has not amended their Act in terms of recommendations of Fourteenth Finance Commission. However, in the Fiscal Policy Strategy statement laid before the Mizoram Legislative Assembly on 17 March 2016 as required under Section 6(6) of the Mizoram FRBM Act, 2006, the fiscal target set by Fourteenth Finance Commission have been recognised but Government of Mizoram had not fixed any target for Revenue Surplus, Fiscal Deficit and Outstanding debt for 2016-17. The State Government's performance as reflected in the accounts during the year 2016-17, is given below:

Table No. 3 : The State Government's performance as reflected in the accounts during the year 2016-17

Sl. No.	Targets	Achievements during 2016-17 as per the accounts
1.	No target for Revenue Surplus has been fixed for 2016-17.	The Government of Mizoram had a Revenue Surplus of ₹ 1,167.96 crore in 2016-17.
2.	No target for Fiscal Deficit to the <i>per cent</i> of GSDP[*] has been fixed for 2016-17.	The State had a Fiscal Surplus of ₹ 251.95 crore for 2016-17 as per the accounts, which was 1.66 <i>per cent</i> of GSDP[*].
3.	Outstanding debt target to the percentage of GSDP[*] has not been fixed for 2016-17.	The outstanding debt for 2016-17 (₹ 6,725.02 crore) was 44.21 <i>per cent</i> of GSDP[*].

[*] **GSDP** (Gross State Domestic Product) estimate for 2016-17 was ₹ 15,211.93 crore as per the Directorate of Economic and Statistics, Government of Mizoram as on 29 May 2017.

(xii) Impact of incorrect booking on Revenue Surplus:

Impact on Revenue Surplus and also on Fiscal Surplus of the State Government as per details in preceding paragraphs is given below:

Table No. 4 : Status of Impact of incorrect booking on Revenue Surplus

(₹ in crore)

Paragraph No.	Item	Impact on Revenue Surplus		Impact on Fiscal Surplus	
		Under-statement	Over-statement	Under-statement	Over-statement
Para 3 (i) of Notes to Accounts	Shortfall in Government contribution towards NPS	...	0.94	...	0.94
Para 3(ii) of Note to Accounts	Short collection of Guarantee fee	...	0.10	...	0.10
Para 3(v) (a) of Notes to Accounts	Non-adjustment of interest payment on Interest bearing Funds	...	0.25	...	0.25
Para 3 (v) (b) of Notes to Accounts	Shortfall in State Government contribution to Consolidated Sinking Fund	...	0.74	...	0.74
Net Impact (Over-statement)			2.03		2.03

Annexure A
Statement of Periodical/ Other Adjustments
(Refer para 1(ii) of Notes to Accounts)

(₹ in crore)

Sl. No.	Book Adjustment	Head of Account		Amount	Remarks
		From	To		
1.	Adjustment of GPF interest for the year 2016-17	2049 Interest payments 03 Interest on Small Saving and Provident Fund etc. 104 Interest on GPF	8009 State Provident Fund 01 Civil 101 GPF	79.00	Annual adjustment of Interest on GPF
2.	Adjustment of Group Insurance Fund	108 Interest on Insurance and Pension Fund	8011 State Insurance Fund 105 State Government Insurance Fund	5.00	Annual adjustment of Interest on Group Insurance Fund
3.	Appropriation for reduction or avoidance of debt	2048 Appropriation for reduction or avoidance of debt 101 Sinking Funds	8222 Sinking Funds 01 Appropriation for reduction or avoidance of debt 101 Sinking Funds	31.30	Investment made by RBI on behalf of the State Government
		200 Other Appropriation	8235 General and Other Reserve Funds 117 Guarantee Redemption Fund	2.00	Transfer of Fund to Guarantee Redemption Fund
4.	Adjustment on Account of transfer of Fund to Major Head 8121	2245 Relief on account of Natural Calamities 05 State Disaster Response Fund 101 Transfer of Reserve Fund and Deposit Accounts- State Disaster Response Fund	8121 General and Other Reserve Funds 122 State Disaster Response Fund	10.15	Transfer of Fund to State Disaster Response Fund
Total				127.45	

Annexure B
Booking under 800 Other Receipts
(Refer para 2(i) of Notes to Accounts)

(₹ in crore)

Major Head	Total Receipts	Receipts under Minor Head 800	Percentage
0041 Taxes on Vehicles	25.75	3.04	11.81
0049 Interest Receipts	48.34	22.13	45.78
0056 Jails	0.04	0.04	100.00
0057 Supplies and Disposals	0.05	0.05	100.00
0059 Public Works	0.49	0.49	100.00
0070 Other Administrative Services	7.83	2.22	28.35
0202 Education, Sports, Art and Culture	3.54	0.58	16.38
0215 Water Supply and Sanitation	37.51	35.73	95.25
0216 Housing	1.22	0.22	18.03
0217 Urban Development	0.19	0.19	100.00
0220 Information and Publicity	0.24	0.03	12.50
0235 Social Security & Welfare	0.45	0.45	100.00
0401 Crop Husbandry	1.03	0.40	38.83
0403 Animal Husbandry	0.64	0.14	21.88
0404 Diary Development	0.17	0.17	100.00
0405 Fisheries	0.12	0.11	91.67
0406 Forestry & Wild Life	2.82	2.82	100.00
0408 Food Storage & Warehousing	0.15	0.15	100.00
0425 Co-operation	4.68	4.40	94.02
0435 Other Agricultural Programmes	2.28	2.28	100.00
0515 Other Rural Development Programmes	0.19	0.19	100.00
0801 Power	200.11	200.11	100.00
0851 Village and Small Industry	0.52	0.51	98.08
1054 Roads & Bridges	20.80	20.79	99.95
1055 Road Transport	1.90	1.90	100.00
1425 Other Scientific Research	0.02	0.02	100.0
1601 Grants-in-aid from Central Government	3,790.64	1,219.36	32.17

Annexure C
Booking under 800 Other Expenditure
(Refer para 2(i) of Notes to Accounts)

(₹ in crore)

Major Head	Total Expenditure	Expenditure under Minor Head 800	Percentage
2204 Sports and Youth Services	22.43	13.61	60.68
2217 Urban Development	88.10	27.36	31.06
2225 Welfare of Scheduled Castes, Scheduled Tribes and Other Backward Classes	301.02	301.02	100.00
2235 Social Security and Welfare	142.96	26.93	18.84
2406 Forestry and Wild Life	128.35	31.30	24.39
2408 Food, Storage and Warehousing	50.17	8.76	17.46
2415 Agricultural Research and Education	17.09	2.55	14.92
2435 Other Agricultural Programmes	11.31	7.48	66.14
3054 Roads and Bridges	253.94	54.60	21.50
3055 Road Transport	26.14	3.68	14.08
3275 Other Communication Services	8.26	8.26	100.00
3435 Ecology and Environment	0.70	0.70	100.00
3452 Tourism	8.82	2.93	33.22
4202 Capital Outlay on Education, Sports, Art and Culture	20.59	9.96	48.37
4235 Capital Outlay on Social Security and Welfare	28.77	27.32	94.96
4403 Capital Outlay on Animal Husbandry	2.23	2.23	100.00
4801 Capital Outlay on Energy	43.23	43.23	100.00
5054 Capital Outlay on Roads and Bridges	369.72	137.78	37.27

Annexure D**In-operative Reserve Funds**

(Refer para 3 (v) of Notes to Accounts)

Sl. No.	Name of Reserve Fund	Balance as on 31 March 2016 (₹ in crore)	Inoperative from	Period inoperative
1.	8235 General and other Reserve Funds			
	101 General Reserve Funds of Government Commercial Department/Undertakings	2.83	2001-02	15 years
	200 Other Funds	3.69	2010-11	6 years

Annexure E

(Refer para 3 (vii) of Notes to Accounts)

Outstanding Suspense balances**Major Head 8658 Suspense Account****(₹ in crore)**

Name of Minor Head	2014-15		2015-16		2016-17	
	Dr	Cr	Dr	Cr	Dr	Cr
101 Pay and Accounts Office -Suspense	37.57	9.00	44.05	9.00	40.27	9.00
Net	Dr 28.57		Dr 35.05		Dr 31.27	
102 Suspense Account (Civil)	80.69	74.71	98.20	74.73	98.87	74.72
Net	Dr 5.98		Dr 23.47		Dr 24.15	
109 Reserve Bank Suspense -Headquarters	1.85	(-) 54.38	2.44	(-)69.68	1.93	(-) 16.89
Net	Dr 56.23		Dr 72.12		Dr 18.82	
110 Reserve Bank Suspense -Central Accounts Office	1,484.57	2,791.88	1,372.32	2,675.98	1,307.79	2,049.16
Net	Cr 1,307.31		Cr 1,303.66		Cr 741.37	
112 Tax Deducted at source (TDS) Suspense	...	(-) 0.09	...	0.06	0.01	0.61
Net	Dr 0.09		Cr 0.06		Cr 0.60	

8782- Cash Remittances and adjustments between officers rendering accounts to the same Accounts Office.**(₹ in crore)**

Name of Minor Head	2014 -15		2015-16		2016-17	
	Dr	Cr	Dr	Cr	Dr	Cr
102 Public Works Remittances	13,862.82	13,469.79	15,231.73	14,826.17	16,880.44	16,570.28
Net	Dr 393.03		Dr 405.56		Dr 310.16	
103 Forest Remittances	1,757.32	2,072.19	1,919.43	2,224.26	2,145.37	2,455.78
Net	Cr 314.87		304.83		Cr 310.41	

Annexure F**Treasury wise details of amounts withdrawn on the last working day of March 2017**

(Refer para No. 3(viii) of Notes to Accounts)


(₹ in crore)

Sl. No.	Treasury Name	Amount
1.	Lunglei Treasury	1.48
2.	Saiha Treasury	0.32
3.	Kolasib Treasury	0.54
4.	Champhai Treasury	1.51
5.	Serchhip Treasury	0.29
6.	Mamit Treasury	0.68
7.	Lawngtlai Treasury	0.37
8.	Aizawl North Treasury	103.57
9.	Aizawl South Treasury	152.02
10.	Chawngte Treasury	0.30
11.	Shillong South Treasury	...
12.	Resident Commissioner, Delhi	0.48
13.	Resident Commissioner, Guwahati	0.17
	Total	261.73

Source: VLC data

**© COMPTROLLER AND
AUDITOR GENERAL OF INDIA
2017
www.cag.gov.in**

e-mail: agmizoram@cag.gov.in



सत्यमेव जयते

FINANCE ACCOUNTS 2016-17

VOLUME II



GOVERNMENT OF MIZORAM



सत्यमेव जयते

FINANCE ACCOUNTS 2016-17

Volume II

GOVERNMENT OF MIZORAM

TABLE OF CONTENTS

	Page(s)
Volume I	
Certificate of the Comptroller and Auditor General of India	v-vii
Guide to Finance Accounts	1-6
Statement 1 Statement of Financial Position	7-8
Statement 2 Statement of Receipts and Disbursements	9-11
Annexure A. Cash Balances and Investments of Cash Balances	12-14
Statement 3 Statement of Receipts (Consolidated Fund)	15-17
Statement 4 Statement of Expenditure (Consolidated Fund)	18-22
Statement 5 Statement of Progressive Capital Expenditure	23-27
Statement 6 Statement of Borrowings and other Liabilities	28-31
Statement 7 Statement of Loans and Advances given by the Government	32-33
Statement 8 Statement of Investments of the Government	34
Statement 9 Statement of Guarantees given by the Government	35
Statement 10 Statement of Grants-in-aid given by the Government	36-38
Statement 11 Statement of Voted and Charged Expenditure	39-40
Statement 12 Statement on Sources and Application of funds for expenditure other than Revenue Account	41-44
Statement 13 Summary of Balances under Consolidated Fund, Contingency Fund and Public Account	45-46
• Notes to Accounts	47-60
Volume II Part I	
Statement 14 Detailed Statement of Revenue and Capital Receipts by Minor Heads	62-104
Statement 15 Detailed Statement of Revenue Expenditure by Minor Heads	105-157
Statement 16 Detailed Statement of Capital Expenditure by Minor Heads and Sub-Heads	158-203
Statement 17 Detailed Statement of Borrowings and other Liabilities	204-218
Statement 18 Detailed Statement of Loans and Advances given by the State Government	219-228
Statement 19 Detailed Statement of Investments of the Government	229-250
Statement 20 Detailed Statement of Guarantees given by the Government	251-253
Statement 21 Detailed Statement on Contingency Fund and Other Public Account transactions	254-277
Statement 22 Detailed Statement on Investments of Earmarked Balances	278-284

TABLE OF CONTENTS

		Page(s)
Volume II Part II		
Appendix I	Comparative Expenditure on Salary	286-295
Appendix II	Comparative Expenditure on Subsidy	296
Appendix III	Grants-in-aid /Assistance given by the State Government (Institution-wise and Scheme-wise)	297-299
Appendix IV	Details of Externally Aided Projects	300
Appendix V	Plan Scheme Expenditure	301-313
	A. Central Schemes (Centrally Sponsored Schemes and Central Plan Schemes)	
	B. State Plan Schemes	
Appendix VI	Direct transfer of Central Schemes funds to implementing Agencies in the State (Fund routed outside State Budgets) (Un-audited Figures)	314-325
Appendix VII	Acceptance and Reconciliation of Balances (as depicted in Statements 18 and 21)	326
Appendix VIII	Financial results of Irrigation Schemes	327
Appendix IX	Commitments of the Government - List of Incomplete Capital Works	328-335
Appendix X	Maintenance Expenditure with segregation of salary and non-salary portion	336-354
Appendix XI	Major Policy Decisions of the Government during the year or new schemes proposed in the Budget	355-356
Appendix XII	Committed Liabilities of the Government	357-358
Appendix XIII	Re-organisation of the States - Items for which allocation of balances between/among the States has not been finalised	359

PART I

14 DETAILED STATEMENT OF REVENUE AND CAPITAL RECEIPTS BY MINOR HEADS

Heads	Actuals		Net Increase(+) Decrease(-) (In per cent)
	2016-17	2015-16	
RECEIPT HEADS (Revenue Account)			
A. Tax Revenue			
(a) Taxes on Income and Expenditure			
0020 Corporation Tax			
800 Other Receipts	0.04
901 Share of net proceeds assigned to States	8,99,01.00	7,44,21.00	21
Total 0020	8,99,01.04	7,44,21.00	21
0021 Taxes on Income Other than Corporation Tax			
800 Other Receipts	0.04	1.08	(-)96
901 Share of net proceeds assigned to States	6,24,82.00	5,22,28.00	20
Total 0021	6,24,82.04	5,22,29.08	20
0028 Other Taxes on Income and Expenditure			
107 Taxes on Professions, Trades, Callings and Employment	15,40.76	15,35.28	...
800 Other Receipts	1.37	3.31	(-)59
Total 0028	15,42.13	15,38.59	...
Total (a) Taxes on Income and Expenditure	15,39,25.21	12,81,88.67	20
(b) Taxes on Property, Capital and Other Transactions			
0029 Land Revenue			
101 Land Revenue/Tax	8,47.88	8,12.62	4
103 Rates and Cesses on Land	9.55	75.20	(-)87
800 Other Receipts	0.78
Total 0029	8,58.21	8,87.82	(-)3

14 DETAILED STATEMENT OF REVENUE AND CAPITAL RECEIPTS BY MINOR HEADS

Heads	Actuals		Net Increase(+) Decrease(-) (In per cent)
	2016-17	2015-16	
RECEIPT HEADS (Revenue Account) - contd.			
(b) Taxes on Property, Capital and Other Transactions - conclud.			
0030 Stamps and Registration Fees			
<i>01 Stamps-Judicial</i>			
101 Court Fees realised in stamps	8.97
102 Sale of Stamps	0.13	0.08	63
Total 01	9.10	0.08	11275
<i>02 Stamps-Non-Judicial</i>			
102 Sale of Stamps	86.76	46.06	88
Total 02	86.76	46.06	88
<i>03 Registration Fees</i>			
104 Fees for registering documents	2,30.19	3,10.59	(-)26
800 Other Receipts	...	0.03	...
Total 03	2,30.19	3,10.62	(-)26
Total 0030	3,26.05	3,56.76	(-)9
0032 Taxes on Wealth			
<i>60 Other than Agricultural Land</i>			
901 Share of net proceeds assigned to States	2,05.00	10.00	1950
Total 60	2,05.00	10.00	1950
Total 0032	2,05.00	10.00	1950
Total (b) Taxes on Property, Capital and Other Transactions	13,89.26	12,54.58	11
(c) Taxes on Commodities and Services			
0037 Customs			
901 Share of net proceeds assigned to States	3,86,72.00	3,74,23.00	3
Total 0037	3,86,72.00	3,74,23.00	3

14 DETAILED STATEMENT OF REVENUE AND CAPITAL RECEIPTS BY MINOR HEADS

Heads	Actuals		Net Increase(+) Decrease(-) (In per cent)
	2016-17	2015-16	
RECEIPT HEADS (Revenue Account) - contd.			
A. Tax Revenue - contd.			
(c) Taxes on Commodities and Services - contd.			
0038 Union Excise Duties			
<i>01 Shareable Duties</i>			
901 Share of net proceeds assigned to States	4,41,60.00	3,06,57.00	44
Total 01	4,41,60.00	3,06,57.00	44
Total 0038	4,41,60.00	3,06,57.00	44
0039 State Excise			
105 Foreign Liquors and spirits	70,68.03	57,34.77	23
150 Fines and confiscations	52.82	25.73	105
800 Other Receipts	1,05.37	2,99.98	(-)65
Total 0039	72,26.22	60,60.48	19
0040 Taxes on Sales, Trade etc.			
101 Receipts under Central Sales Tax Act	15.82	8.11	95
102 Receipts under State Sales Tax Act	2,37,03.15 ^[*]	1,86,82.56	27
103 Tax on sale of motor spirits and lubricants	65,93.37	60,12.44	10
104 Surcharge on Sales Tax	4,57.30
800 Other Receipts	11.39	0.88	1194
Total 0040	3,07,81.03	2,47,03.99	25
0041 Taxes on Vehicles			
101 Receipts under the Indian Motor Vehicles Act	4,47.11	3,37.74	32
102 Receipts under the State Motor Vehicles Taxation Acts	18,24.62	12,39.17	47
800 Other Receipts	3,03.74	3,67.10	(-)17
Total 0041	25,75.47	19,44.01	32

[*] Includes Value Added Tax (VAT) amount of ₹ 2,27,17.17 lakh as per information furnished by the Govt. of Mizoram.

14 DETAILED STATEMENT OF REVENUE AND CAPITAL RECEIPTS BY MINOR HEADS

Heads	Actuals		Net Increase(+) Decrease(-) (In per cent)
	2016-17	2015-16	
RECEIPT HEADS (Revenue Account) - contd.			
(₹ in lakh)			
A. Tax Revenue - conclud.			
(c) Taxes on Commodities and Services - conclud.			
0042 Taxes on Goods and Passengers			
103 Tax Collections-Passenger Tax	1,04.69	1,30.14	(-)20
104 Tax Collections-Goods Tax	2,49.99	1,37.95	81
106 Tax on entry of goods into Local Areas	4,34.36
800 Other Receipts	0.97	2.64	(-)63
Total 0042	7,90.01	2,70.73	192
0044 Service Tax			
901 Share of net proceeds assigned to States	4,46,42.00	3,99,66.00	12
Total 0044	4,46,42.00	3,99,66.00	12
0045 Other Taxes and Duties on Commodities and Services			
101 Entertainment Tax	81.54	77.14	6
901 Share of net proceeds assigned to States	1.00	1,06.00	(-)99
Total 0045	82.54	1,83.14	(-)55
Total (c) Taxes on Commodities and Services	16,89,29.27	14,12,08.35	20
Total A. Tax Revenue	32,42,43.74	27,06,51.60	20

14 DETAILED STATEMENT OF REVENUE AND CAPITAL RECEIPTS BY MINOR HEADS

Heads	Actuals		Net Increase(+) Decrease(-) (In per cent)
	2016-17	2015-16	
RECEIPT HEADS (Revenue Account) - contd.			
B. Non-Tax Revenue			
(b) Interest Receipts, Dividends and Profits			
0049 Interest Receipts			
<i>01 Interest from State Governments</i>			
104 Interest on Loans for Non-Plan Schemes	...	8.53	...
800 Miscellaneous Interest Receipts	...	0.21	...
Total 01	...	8.74	...
<i>03 Other Interest Receipts of Central Government</i>			
800 Other Receipts	...	1.35	...
Total 03	...	1.35	...
<i>04 Interest Receipts of State/Union Territory Governments</i>			
110 Interest realised on investment of Cash balances	25,45.30	12,39.49	105
195 Interest from Co-operative Societies	76.10	40.97	86
800 Other Receipts	22,13.00	17,82.59	24
Total 04	48,34.40	30,63.06	58
Total 0049	48,34.40	30,73.15	57
Total (b) Interest Receipts, Dividends and Profits	48,34.40	30,73.15	57
(c) Other Non-Tax Revenue			
(i) General Services			
0051 Public Service Commission			
102 State Public Service Commission	0.58	3.04	(-81)
105 State Public Service Commission-Examination Fees	20.12	25.72	(-22)
800 Other Receipts	1.10	1.32	(-17)
Total 0051	21.80	30.08	(-28)

14 DETAILED STATEMENT OF REVENUE AND CAPITAL RECEIPTS BY MINOR HEADS

Heads	Actuals		Net Increase(+) Decrease(-) (In per cent)
	2016-17	2015-16	
RECEIPT HEADS (Revenue Account) - contd.			
B. Non-Tax Revenue-contd.			
(c) Other Non-Tax Revenue - contd.			
(i) General Services - contd.			
0055 Police			
101 Police supplied to other Governments	...	0.89	...
102 Police supplied to other parties	22.22	11.04	101
103 Fees, Fines and Forfeitures	26.50	9.24	187
800 Other Receipts	12.79	53.35	(-76)
Total 0055	61.51	74.52	(-17)
0056 Jails			
102 Sale of Jail Manufactures	0.04	0.50	(-92)
501 Services and Service Fees	0.19
800 Other Receipts	3.61	3.64	(-1)
Total 0056	3.84	4.14	(-7)
0057 Supplies and Disposals			
800 Other Receipts	5.01	1.89	165
Total 0057	5.01	1.89	165
0058 Stationery and Printing			
101 Stationery receipts	0.42	0.32	31
200 Other Press receipts	1,90.05	2,17.30	(-13)
800 Other Receipts	...	0.45	...
Total 0058	1,90.47	2,18.07	(-13)

(₹ in lakh)

14 DETAILED STATEMENT OF REVENUE AND CAPITAL RECEIPTS BY MINOR HEADS

Heads	Actuals		Net Increase(+) Decrease(-) (In per cent)
	2016-17	2015-16	
RECEIPT HEADS (Revenue Account) - contd.			
B. Non-Tax Revenue-contd.			
(c) Other Non-Tax Revenue - contd.			
(i) General Services - contd.			
0059 Public Works			
<i>01 Office Buildings</i>			
800 Other Receipts	0.17	0.90	(-81)
Total 01	0.17	0.90	(-81)
<i>60 Other Buildings</i>	...	0.38	...
800 Other Receipts	...	0.38	...
Total 60			
<i>80 General</i>			
800 Other Receipts	48.44	1,61.01	(-70)
Total 80	48.44	1,61.01	(-70)
Total 0059	48.61	1,62.29	(-70)
0070 Other Administrative Services			
<i>01 Administration of Justice</i>			
102 Fines and Forfeitures	38.67	35.43	9
501 Services and Service Fees	...	0.01	...
800 Other Receipts	27.01	14.44	87
Total 01	65.68	49.88	32
<i>02 Elections</i>			
101 Sale proceeds of election forms and documents	0.01	0.01	...
105 Contributions towards issue of Voters Identity Cards	6.32	5.21	21
800 Other Receipts	0.78	1.75	(-55)
Total 02	7.11	6.97	2

14 DETAILED STATEMENT OF REVENUE AND CAPITAL RECEIPTS BY MINOR HEADS

Heads	Actuals		Net Increase(+) / Decrease(-) (In per cent)
	2016-17	2015-16	
RECEIPT HEADS (Revenue Account) - contd.			
B. Non-Tax Revenue - contd.			
(c) Other Non-Tax Revenue - contd.			
(i) General Services - contd.			
0070 Other Administrative Services - conclud.			
<i>60 Other Services</i>			
101	...	0.21	...
Receipts from the Central Government for administration of Central Acts and Regulations Acts and Regulations			
102	...	0.01	...
Receipts under Citizenship Act			
103	7.11	9.52	(-)25
Receipts under Explosives Act			
105	2,44.88	1,96.45	25
Home Guards			
108	0.88	0.27	226
Marriage Fees			
109	4.36	0.90	384
Fire Protection and Control			
113	...	0.24	...
Copyright Fees			
114	...	0.18	...
Receipts from Motor Garages etc.			
115	2,57.86	1,94.09	33
Receipts from Guest Houses, Government Hostels etc.			
118	0.32	0.67	(-)52
Receipts from Right to Information Act, 2005			
800	1,94.45	1,69.37	15
Other Receipts			
Total 60	7,09.86	5,71.91	24
Total 0070	7,82.65	6,28.76	24
0071 Contributions and Recoveries towards Pension and Other Retirement Benefits			
<i>01 Civil</i>			
101	74.92	88.99	(-)16
Subscriptions and Contributions			
115	1.74
Leave Salary			

14 DETAILED STATEMENT OF REVENUE AND CAPITAL RECEIPTS BY MINOR HEADS

Heads	Actuals		Net Increase(+) Decrease(-) (In per cent)
	2016-17	2015-16	
RECEIPT HEADS (Revenue Account) - contd.			
(₹ in lakh)			
B. Non-Tax Revenue - contd.			
(c) Other Non-Tax Revenue - contd.			
(i) General Services - concld.			
0071 Contributions and Recoveries towards Pension and Other Retirement Benefits - concld.			
<i>01 Civil - concld.</i>			
500 Receipts Awaiting Transfer to Minor Heads (RAT)	14,58.86
500 Receipts Awaiting Transfer to Minor Heads (RAT)	(-14,58.86)* ¹	(-11,58.33	26
800 Other Receipts	1,17.23	13,02.45	(-91
Total 01	1,93.89	2,33.11	(-17
Total 0071	1,93.89	2,33.11	(-17
0075 Miscellaneous General Services			
103 State Lotteries	13,55.21	12,46.57	9
108 Guarantee Fees	12.75
800 Other Receipts	1.40	0.70	100
Total 0075	13,69.36	12,47.27	10
Total (i) General Services	26,77.14	26,00.13	3
(ii) Social Services			
0202 Education, Sports, Art and Culture			
<i>01 General Education</i>			
101 Elementary Education	2.00	8.61	(-77
102 Secondary Education	11.98	12.64	(-5
103 University and Higher Education	1,98.95	1,08.67	83
600 General	20.28	8.22	147
Total 01	2,33.21	1,38.14	69

*] ₹ 14,58.86 lakh subsequently withdrawn being Employees Contribution under the Defined Contribution Pension Scheme.

14 DETAILED STATEMENT OF REVENUE AND CAPITAL RECEIPTS BY MINOR HEADS

Heads	Actuals		Net Increase(+) Decrease(-) (In per cent)
	2016-17	2015-16	
RECEIPT HEADS (Revenue Account) - contd. (₹ in lakh)			
B. Non-Tax Revenue - contd.			
(c) Other Non-Tax Revenue - contd.			
(ii) Social Services - contd.			
0202 Education, Sports, Art and Culture - concld.			
<i>02 Technical Education</i>			
101 Tuitions and other fees	58.71	38.50	52
800 Other Receipts	46.58	6.67	598
Total 02	1,05.29	45.17	133
<i>03 Sports and Youth Services</i>			
101 Physical Education-Sports and Youth Welfare	1.50	1.23	22
800 Other Receipts	...	1.80	...
Total 03	1.50	3.03	(-51)
<i>04 Art and Culture</i>			
101 Archives and Museums	1.00	0.76	32
102 Public Libraries	1.03	1.08	(-5)
800 Other Receipts	11.67	11.50	1
Total 04	13.70	13.34	3
Total 0202	3,53.70	1,99.68	77
0210 Medical and Public Health			
<i>01 Urban Health Services</i>			
800 Other Receipts	...	0.08	...
Total 01	...	0.08	...
<i>04 Public Health</i>			
104 Fees and Fines etc.	28.75	78.96	(-64)
Total 04	28.75	78.96	(-64)

14 DETAILED STATEMENT OF REVENUE AND CAPITAL RECEIPTS BY MINOR HEADS

Heads	Actuals		Net Increase(+) Decrease(-) (In per cent)
	2016-17	2015-16	
RECEIPT HEADS (Revenue Account) - contd.			
B. Non-Tax Revenue - contd.			
(c) Other Non-Tax Revenue - contd.			
(ii) Social Services - contd.			
0210 Medical and Public Health - concld.			
<i>80 General</i>			
800 Other Receipts	0.04	25.68	(-100)
Total 80	0.04	25.68	(-100)
Total 0210	28.79	1,04.72	(-73)
0215 Water Supply and Sanitation			
<i>01 Water Supply</i>			
103 Receipts from Urban water supply schemes	1,77.22	59.69	197
104 Fees, Fines etc.	0.24	0.06	300
800 Other Receipts	35,73.18	33,57.29	6
Total 01	37,50.64	34,17.04	10
Total 0215	37,50.64	34,17.04	10
0216 Housing			
<i>01 Government Residential Buildings</i>			
106 General Pool accommodation	99.51	1,11.46	(-11)
700 Other Housing	0.49	1.76	(-72)
Total 01	1,00.00	1,13.22	(-12)
<i>80 General</i>			
800 Other Receipts	22.03	53.12	(-59)
Total 80	22.03	53.12	(-59)
Total 0216	1,22.03	1,66.34	(-27)

14 DETAILED STATEMENT OF REVENUE AND CAPITAL RECEIPTS BY MINOR HEADS

Heads	Actuals		Net Increase(+) Decrease(-) (In per cent)
	2016-17	2015-16	
RECEIPT HEADS (Revenue Account) - contd.			
B. Non-Tax Revenue - contd.			
(c) Other Non-Tax Revenue - contd.			
(ii) Social Services - contd.			
0217 Urban Development			
<i>01 State Capital Development</i>			
Other Receipts	10.72	1.39	672
Total 01	10.72	1.39	672
<i>02 National Capital Region</i>			
Other Receipts	0.12
Total 02	0.12
<i>60 Other Urban Development Schemes</i>			
Other Receipts	8.60	6.13	40
Total 60	8.60	6.13	40
Total 0217	19.44	7.52	159
0220 Information and Publicity			
<i>01 Films</i>			
Other Receipts	0.23
Total 01	0.23
<i>60 Others</i>			
Receipt from other Publications	20.81	15.76	32
Other Receipts	3.13	6.44	(-51)
Total 60	23.94	22.20	8
Total 0220	24.17	22.20	9

(₹ in lakh)

14 DETAILED STATEMENT OF REVENUE AND CAPITAL RECEIPTS BY MINOR HEADS

Heads	Actuals		Net Increase(+) Decrease(-) (In per cent)
	2016-17	2015-16	
RECEIPT HEADS (Revenue Account) - contd.			
(₹ in lakh)			
B. Non-Tax Revenue - contd.			
(c) Other Non-Tax Revenue - contd.			
(ii) Social Services - conclud.			
0230 Labour and Employment			
101 Receipts under Labour laws	19.55	8.15	140
106 Fees under Contract Labour (Regulation and Abolition Rules)	1.62	0.55	195
800 Other Receipts	0.80	0.52	54
Total 0230	21.97	9.22	138
0235 Social Security and Welfare			
<i>01 Rehabilitation</i>			
800 Other Receipts	...	80.45	...
Total 01	...	80.45	...
<i>60 Other Social Security and Welfare Programmes</i>			
800 Other Receipts	45.37	2,47.47	(-82)
Total 60	45.37	2,47.47	(-82)
Total 0235	45.37	3,27.92	(-86)
Total (ii) Social Services	43,66.11	42,54.64	2.63
(iii) Economic Services			
0401 Crop Husbandry			
103 Seeds	7.42	4.77	56
104 Receipts from Agricultural Farms	0.13	0.06	117
105 Sale of manures and fertilisers	10.16	9.78	4
107 Receipts from Plant Protection Services	1.17	8.13	(-86)

14 DETAILED STATEMENT OF REVENUE AND CAPITAL RECEIPTS BY MINOR HEADS

Heads	Actuals		Net Increase(+) Decrease(-) (In per cent)
	2016-17	2015-16	
RECEIPT HEADS (Revenue Account) - contd.			
(₹ in lakh)			
B. Non-Tax Revenue - contd.			
(c) Other Non-Tax Revenue - contd.			
(iii) Economic Services - contd.			
0401 Crop Husbandry - conclud.			
108 Receipts from Commercial crops	0.06	0.05	20
119 Receipts from Horticulture and Vegetable crops	15.59
120 Sale, hire and services of agricultural implements and machinery including tractors	28.23	41.97	(-33)
800 Other Receipts	39.89	57.12	(-30)
Total 0401	1,02.65	1,21.88	16
0403 Animal Husbandry			
102 Receipts from Cattle and Buffalo development	15.07	0.31	4761
103 Receipts from Poultry development	6.94	0.13	5238
105 Receipts from Piggery development	10.06	21.50	(-53)
106 Receipts from Fodder and Feed development	2.05	3.46	(-41)
108 Receipts from other live stock development	0.03	0.10	(-70)
501 Services and Service Fees	16.00	13.37	20
800 Other Receipts	14.30	12.62	13
Total 0403	64.45	51.49	25
0404 Dairy Development			
800 Other Receipts	17.33	19.62	(-12)
Total 0404	17.33	19.62	(-12)

14 DETAILED STATEMENT OF REVENUE AND CAPITAL RECEIPTS BY MINOR HEADS

Heads	Actuals		Net Increase(+) Decrease(-) (In per cent)
	2016-17	2015-16	
RECEIPT HEADS (Revenue Account) - contd.			
B. Non-Tax Revenue - contd.			
(c) Other Non-Tax Revenue - contd.			
(iii) Economic Services - contd.			
0405 Fisheries			
103 Sale of fish, fish seeds etc.	1.47	15.52	(-)91
800 Other Receipts	10.59	22.86	(-)54
Total 0405	12.06	38.38	(-)69
0406 Forestry and Wild Life			
<i>01 Forestry</i>			
800 Other Receipts	2,81.83	3,10.21	(-)9
Total 01	2,81.83	3,10.21	(-)9
Total 0406	2,81.83	3,10.21	(-)9
0408 Food Storage and Warehousing			
800 Other Receipts	15.03	9.45	59
Total 0408	15.03	9.45	59
0425 Co-operation			
101 Audit Fees	28.10	19.95	41
800 Other Receipts	4,39.94	2,64.68	66
Total 0425	4,68.04	2,84.63	64
0435 Other Agricultural Programmes			
102 Fees for quality control grading of Agricultural	0.70	0.25	180
104 Soil and Water Conservation	0.23	0.83	(-)72
800 Other Receipts	2,27.56	1,77.23	28
Total 0435	2,28.49	1,78.31	28

14 DETAILED STATEMENT OF REVENUE AND CAPITAL RECEIPTS BY MINOR HEADS

Heads	Actuals		Net Increase(+) Decrease(-) (In per cent)
	2016-17	2015-16	
RECEIPT HEADS (Revenue Account) - contd.			
(₹ in lakh)			
B. Non-Tax Revenue - contd.			
(c) Other Non-Tax Revenue - contd.			
(iii) Economic Services - contd.			
0506 Land Reforms			
101	1,15.87	1,00.83	15
103	73.65	59.32	24
800	3.26	4.59	(-)29
Total 0506	1,92.78	1,64.74	17
0515 Other Rural Development Programmes			
800	18.68	3.34	459
Total 0515	18.68	3.34	459
0702 Minor Irrigation			
<i>01 Surface Water</i>			
102	0.20
Total 01	0.20
<i>80 General</i>			
800	1.97	0.06	3183
Total 80	1.97	0.06	3183
Total 0702	2.17	0.06	3517
0801 Power			
<i>05 Transmission and Distribution</i>			
800	1,97,81.44	1,49,39.56	32
Total 05	1,97,81.44	1,49,39.56	32

14 DETAILED STATEMENT OF REVENUE AND CAPITAL RECEIPTS BY MINOR HEADS

Heads	Actuals		Net Increase(+) Decrease(-) (In per cent)
	2016-17	2015-16	
RECEIPT HEADS (Revenue Account) - contd.			
B. Non-Tax Revenue - contd.			
(c) Other Non-Tax Revenue - contd.			
(iii) Economic Services - contd.			
0801 Power - conclud.			
<i>80 General</i>			
800 Other Receipts	2,29.73	16,95.94	(-)86
Total 80	2,29.73	16,95.94	(-86)
Total 0801	2,00,11.17	1,66,35.50	20
0851 Village and Small Industries			
107 Sericulture Industries	0.78	0.69	13
200 Other Village Industries	0.18	0.63	(-)71
800 Other Receipts	51.43	41.04	25
Total 0851	52.39	42.36	24
0853 Non-ferrous Mining and Metallurgical Industries			
102 Mineral concession fees, rents and royalties	3,08.69	4,81.98	(-)36
Total 0853	3,08.69	4,81.98	(-)36
1053 Civil Aviation			
501 Services and Service Fees	2,72.77	2,20.48	24
800 Other Receipts	6.90	88.43	(-)92
Total 1053	2,79.67	3,08.91	(-)2
1054 Roads and Bridges			
102 Tolls on Roads	0.98	34.74	(-)97
800 Other Receipts	20,79.04	6,96.69	198
Total 1054	20,80.02	7,31.43	184

14 DETAILED STATEMENT OF REVENUE AND CAPITAL RECEIPTS BY MINOR HEADS

Heads	Actuals		Net Increase(+) Decrease(-) (In per cent)
	2016-17	2015-16	
RECEIPT HEADS (Revenue Account) - contd.			
(₹ in lakh)			
B. Non-Tax Revenue - concld.			
(c) Other Non-Tax Revenue - concld.			
(iii) Economic Services - concld.			
1055 Road Transport			
800 Other Receipts	1,89.99	1,84.49	3
Total 1055	1,89.99	1,84.49	3
1425 Other Scientific Research			
800 Other Receipts	2.30	2.77	(-17)
Total 1425	2.30	2.77	(-17)
1452 Tourism			
105 Rent and Catering Receipts	2,35.91	2,22.16	6
Total 1452	2,35.91	2,22.16	6
1475 Other General Economic Services			
012 Statistics	65.04	27.98	132
106 Fees for stamping weights and measures	14.86	14.65	1
800 Other Receipts	0.27	1.18	(-77)
Total 1475	80.17	43.81	83
Total (iii) Economic Services	2,46,43.82	1,98,35.52	24
Total (c) Other Non-Tax Revenue	3,16,87.07	2,66,90.29	19
Total B. Non-Tax Revenue	3,65,21.47	2,97,63.44	23

14 DETAILED STATEMENT OF REVENUE AND CAPITAL RECEIPTS BY MINOR HEADS

Heads	Actuals		Net Increase(+) Decrease(-) (In per cent)
	2016-17	2015-16	
RECEIPT HEADS (Revenue Account) - contd.			
(₹ in lakh)			
C. Grants-in-aid and Contributions			
1601 Grants-in-aid from Central Government			
<i>01 Non-plan Grants</i>			
104 Grants under the proviso to Article 275(1) of the Constitution			
Special Areas			
Panchayati Raj Institutions and Urban Local Bodies	20,68.00	11,54.00	79
Non-Plan Revenue Deficit Grant to State Governments	22,94,00.00	21,39,00.00	7
Total 104 Grants under the proviso to Article 275(1) of the Constitution	23,14,68.00	21,50,54.00	8
109 Grants towards Contribution to Calamity Relief Fund			
State Disaster Response Fund (SDRF)	16,20.00	15,30.00	6
Total 109 Grants towards Contribution to Calamity Relief Fund	16,20.00	15,30.00	6
800 Other Grants			
HOME AFFAIRS			
Modernisation of Police Force	7,54.24	1,81.00	317
Raising of India Reserve Bn. by Govt. of Mizoram	...	4,94.44	...
Rehabilitation and resettlement of Bru National Liberation Front (BNLF) returnees and Bru (Reang) refugees in Mizoram	7,50.00	5,00.00	50
Funds for strengthening narcotic cells for combating illicit traffic in narcotic drugs and psychotropic	33.48
Fund for purchase of equipment under the scheme of Modernisation of State Police Forces	...	3,00.00	...
Crime & Criminal Tracking Network & Systems (CCTNS)	1,75.08

14 DETAILED STATEMENT OF REVENUE AND CAPITAL RECEIPTS BY MINOR HEADS

Heads	Actuals		Net Increase(+) Decrease(-) (In per cent)
	2016-17	2015-16	
RECEIPT HEADS (Revenue Account) - contd.			
(₹ in lakh)			
C. Grants-in-aid and Contributions - contd.			
1601 Grants-in-aid from Central Government - contd.			
01 Non-plan Grants - concld.			
800 Other Grants - concld.			
<u>SPORTS AND YOUTH AFFAIRS</u>			
Youth Welfare Programme			
	...	36.16	...
<u>ELECTION</u>			
Reimbursement of Election expenditure			
	8,00.00	9,00.00	(-)11
<u>SCHEME FOR OTHER GRANTS</u>			
Food Grains and Fair Price Shop Dealers Margin under NFSA			
	...	31.72	...
Compensation of amount of land acquired by Government of Manipur			
	...	9.81	...
Re-imburement of Funds by UIDAI on Account of Aadhar Enrolment			
	2.35
Re-imburement of Establishment Charges in Favour of State Level NSS			
	34.80
Total 800 Other Grants	25,49.95	24,53.13	4
Total 01 Non-plan Grant	23,56,37.95	21,90,37.13	8

14 DETAILED STATEMENT OF REVENUE AND CAPITAL RECEIPTS BY MINOR HEADS

Heads	Actuals		Net Increase(+) Decrease(-) (In per cent)
	2016-17	2015-16	
RECEIPT HEADS (Revenue Account) - contd.			
C. Grants-in-aid and Contributions - contd.			
1601 Grants-in-aid from Central Government - contd.			
<i>02 Grants for State/Union Territory Plan Schemes</i>			
101 Block Grants			
Additional Central Assistance under Externally Aided Projects	61,53.66	34,22.29	80
Central Assistance under National Social Assistance Programme (NSAP)	...	5,12.29	...
Central Assistance under AIBP - Accelerated Irrigation Benefits Programme	...	47.10	...
Central assistance under Border Area Development Programme	...	95.00	...
Central Pool of Resources for Development of North-East under Non-Lapsable Pool Resources	34,43.91	63,05.00	(-)45
Special Central Assistance (SCA) under BADP	46,00.00	37,67.00	22
Special Plan Assistance	...	16,86.00	...
Pradhan Mantri Krishi Sinchayee Yojana (PMKSY)	...	1,98.45	...
Total 101 Block Grants	1,41,97.57	1,60,33.13	(-11)
104 Grants under Proviso to Article 275 (1) of the Constitution			
Grants under Proviso to Article 275(1) of the Constitution	19,27.49	36,17.36	(-)47
Total 104 Grants under Proviso to Article 275 (1) of the Constitution	19,27.49	36,17.36	(-)47

14 DETAILED STATEMENT OF REVENUE AND CAPITAL RECEIPTS BY MINOR HEADS

Heads	Actuals		Net Increase(+) Decrease(-) (In per cent)
	2016-17	2015-16	
RECEIPT HEADS (Revenue Account) - contd.			
C. Grants-in-aid and Contributions - contd.			
1601 Grants-in-aid from Central Government - contd.			
02 Grants for State/Union Territory Plan Scheme - contd.			
800 Other Grants - contd.			
<u>AGRICULTURE</u>			
Rashtriya Krishi Vikas Yojana	20,57.78	19,39.00	6
National Mission for Sustainable Agriculture (NMSA)/CSS	8,42.49	6,05.90	39
National Horticulture Mission (Restructured)	...	42,80.21	...
National Mission on Oilseeds and Oil Palm (NMOOP)	10,85.97	5,07.33	114
National Livestock Mission	3,30.94
National Programme for Bovine Breeding (CSS)	7.22
Brucellosis Control Programme	9.00
<u>HEALTH AND FAMILY WELFARE</u>			
Prevention and Control of Disease	12,95.58	16,03.33	(-)19
Flexible pool NRHM-RCH	39,70.04	42,91.17	(-)7
National Ayush Mission	5,61.63	4,05.69	38
National Rabies Control Programme	10.00
<u>EDUCATION</u>			
Post Matric Scholarship to Student belonging to ST	46,03.88	49,27.91	(-)7
<u>ROAD TRANSPORT AND HIGHWAYS</u>			
Grants for Central Road Fund	15,84.00	4,56.00	247
National Permit for Goods Transport Vehicles	30.93	43.30	(-)29

(₹ in lakh)

14 DETAILED STATEMENT OF REVENUE AND CAPITAL RECEIPTS BY MINOR HEADS

Heads	Actuals		Net Increase(+) Decrease(-) (In per cent)
	2016-17	2015-16	
RECEIPT HEADS (Revenue Account) - contd.			
C. Grants-in-aid and Contributions - contd.			
1601 Grants-in-aid from Central Government - contd.			
02 Grants for State/Union Territory Plan Scheme - contd.			
800 Other Grants - contd.			
<u>RURAL AFFAIRS AND EMPLOYMENT</u>			
National Rural Employment Guarantee Scheme (NREGS)	1,44,51.26	2,85,17.36	(-)49
National Rural Drinking Water Programme (NRDWP)	24,48.75	17,32.28	41
National Social Assistance Programme including Annapurna Scheme	4.33
Indira Gandhi National Widow Pension Scheme (IGNWPS) under (NSAP)	71.38
Indira Gandhi National Old Age Pension Scheme (IGNOAPS) under (NSAP)	9,75.24
Indira Gandhi National Disability Pension Scheme (IGNDPPS) under (NSAP)	14.84
National Family Benefit Scheme (NFBS) under (NSAP)	40.58
Shyama Prasad Mukherji Rurban Mission (SPMRM)	9,00.00
Pradhan Mantri Awas Yojana (Gramin)	24,82.99
<u>ENVIRONMENT AND FOREST</u>			
National Mission for a Green India	11,19.64
<u>HUMAN RESOURCE AND DEVELOPMENT</u>			
Scheme Teachers Education - Release of Recurring Grant	4,38.33

14 DETAILED STATEMENT OF REVENUE AND CAPITAL RECEIPTS BY MINOR HEADS

Heads	Actuals		Net Increase(+) Decrease(-) (In per cent)
	2016-17	2015-16	
RECEIPT HEADS (Revenue Account) - contd. (₹ in lakh)			
C. Grants-in-aid and Contributions - contd.			
1601 Grants-in-aid from Central Government - contd.			
02 Grants for State/Union Territory Plan Scheme - <i>concl'd.</i>			
800 Other Grants - <i>concl'd.</i>			
<u>SCHEME FOR OTHER GRANTS</u>			
National Disaster management Programme	...	23.20	...
Pradhan Mantri Gram Sadak Yojana (PMGSY)	93,36.25	50,90.00	83
Implementation of Infrastructure Maintenance	28,78.56	28,62.39	1
National Social Assistance Programme	...	7,51.83	...
National Food Security Mission	1,12.95	2,03.25	(-44)
National Rural Livelihood Mission (NRLM)	25,82.50	5,38.87	379
Grants to State Government and Swachh Bharat Mission	10,98.46	3,32.31	231
National e-Governance Plan-Agriculture (NeGP-A)	32.74	22.09	48
National Afforestation Programme (NAP) Scheme for	6,73.95	10,17.01	(-34)
Implementation by State Forest Devpt. Agency (SFDA)	20,92.58	10,32.05	103
National Urban Livelihood Mission (NULM)			
NUHM Flexible Pool	4,55.00	4,20.00	8
Pradhan Mantri Krishi Sinchayee Yojana (Watershed Component)	24,16.06	12,13.76	99
Total 800 Other Grants	6,10,15.86	6,28,16.24	(-3)
Total 02 Grants for State/ Union Territory Plan Scheme	7,71,40.91	8,24,66.73	(-6)

14 DETAILED STATEMENT OF REVENUE AND CAPITAL RECEIPTS BY MINOR HEADS

Heads	Actuals		Net Increase(+) Decrease(-) (In per cent)
	2016-17	2015-16	
RECEIPT HEADS (Revenue Account) - contd.			
C. Grants-in-aid and Contributions - contd.			
1601 Grants-in-aid from Central Government - contd.			
<i>03 Grants for Central Plan Schemes</i>			
800 Other Grants			
<u>HEALTH AND FAMILY WELFARE</u>			
Prevention and Control of Diseases NMEP (Rural)	...	20,39.80	...
National Leprosy Eradication Programme	...	20.62	...
<u>AGRICULTURE</u>			
Agriculture Census	47.92	31.18	54
Development of Inland Fisheries Statistics	...	1,20.00	...
Promotion and Strengthening of Agricultural Mechanisation Through Training, Testing and Demonstration	2,00.00	2,02.93	(-1)
Strengthening and Modernisation of Pest Management Approach in India	64.53
Livestock Census	2.00
Blue Revolution- Integrated Development and Management of Fisheries	13,44.51
National Mission on Agriculture Extension and Technology	25.00
<u>ENVIRONMENT AND FOREST</u>			
Conservation and Management of Tamdil wetland in Mizoram	...	47.54	...
Financial Assistance for Conservation and Management of Palak Wetland in Mizoram	...	60.70	...
<u>ANIMAL HUSBANDRY</u>			
Integrated sample survey for Estimation of production of Major Livestock Product	80.00	50.00	60

14 DETAILED STATEMENT OF REVENUE AND CAPITAL RECEIPTS BY MINOR HEADS

Heads	Actuals		Net Increase(+) Decrease(-) (In per cent)
	2016-17	2015-16	
RECEIPT HEADS (Revenue Account) - contd.			
C. Grants-in-aid and Contributions - contd.			
1601 Grants-in-aid from Central Government - contd.			
<i>03 Grants for Central Plan Schemes - contd.</i>			
Other Grants - contd.			
<u>SPORTS AND YOUTH AFFAIRS</u>			
NSS Sanction of grants-in-aid to various North Eastern State	...	83.03	...
<u>FISHERIES</u>			
Strengthening of Database & Information Networking for the Fisheries Sector Disabilities	32.26	26.61	21
<u>CONSUMER AFFAIRS</u>			
Strengthening Consumer Fora	...	26.25	...
Creating Consumer awareness in States/UTs	...	20.00	...
State Consumer Helpline	...	13.49	...
Targeted Public Distribution System (TPDS)	2,45.73
Construction of Food Storage Godowns	1,64.00
<u>TRIBAL AFFAIRS</u>			
Forestry and Marketing Co-operative Federation	1,74.00
<u>STATISTICS</u>			
Socio Economic Survey for State and Control Sample (NSS) State Project Management Unit (SPMU)	31.42
State Sample Survey Programme with NSS work	...	28.23	...
<u>SOCIAL JUSTICE AND EMPOWERMENT</u>			
Creation of Barrier free Environment for Persons with Disabilities	8,77.16

14 DETAILED STATEMENT OF REVENUE AND CAPITAL RECEIPTS BY MINOR HEADS

Heads	Actuals		Net Increase(+) Decrease(-) (In per cent)
	2016-17	2015-16	
RECEIPT HEADS (Revenue Account) - contd.			
(₹ in lakh)			
C. Grants-in-aid and Contributions - contd.			
1601 Grants-in-aid from Central Government - contd.			
<i>03 Grants for Central Plan Schemes - conclud.</i>			
800 Other Grants - conclud.			
<u>HOME AFFAIRS</u>			
National Emergency Response System (NERS)	4,86.09
<u>SCHEME FOR OTHER GRANTS</u>			
Beti Bachao Beti Padhao (BBBP) Scheme	8.64	95.88	(-91)
National Biogas & Manure Management Programme (NBMMP)	...	45.00	...
Vanbandhu Kalyan Yojana (VKY)	...	4,90.50	...
State Project Management Unit (SPMU)	...	1,02.27	...
Development of Marine Fisheries, Infrastructure & Post Harvest Operations	...	1,00.00	...
Grants for Creation of Capital Assets	...	2,95.11	...
Rationalisation of Minor irrigation Statistics	...	20.79	...
Construction of Tagore Cultural Complex at Aizawl	...	1,02.50	...
Total 800 Other Grants	37,83.26	40,22.43	(-6)
Total 03 Grants for Central Plan Schemes	37,83.26	40,22.43	(-6)
<i>04 Grants for Centrally Sponsored Plan Scheme</i>			
800 Other Grants			
<u>HEALTH AND FAMILY WELFARE</u>			
Family Welfare Programme	21,02.00
National Leprosy Eradication Programme	1.15	6.77	(-83)
NAMP	42.12

14 DETAILED STATEMENT OF REVENUE AND CAPITAL RECEIPTS BY MINOR HEADS

Heads	Actuals		Net Increase(+) / Decrease(-) (In per cent)
	2016-17	2015-16	
RECEIPT HEADS (Revenue Account) - contd.			
(₹ in lakh)			
C. Grants-in-aid and Contributions - contd.			
1601 Grants-in-aid from Central Government - contd.			
04 Grants for Centrally Sponsored Plan Scheme - contd.			
800 Other Grants - contd.			
<u>HEALTH AND FAMILY WELFARE - conclud.</u>			
Fund for Upgrading the School (Nurse) into College of Nursing	11,25.90
Capacity Development for Developing Trauma Care Facilities	2,75.40
<u>AGRICULTURE</u>			
Professional Efficiency Development	...	11.00	...
Fund for Krishi Vigyan Kendra (KVK) at Kolasib, Lunglei and Champhai (Khawzawl)	...	3.50	...
Support to State Extension Services	...	1,83.93	...
Development of Inland Aquaculture and Fisheries	...	5,00.00	...
National Scheme of Welfare of Fisherman	...	1,21.00	...
Fund for implementation of KVK in Mizoram.	86.06	26,57.48	(-97)
Strengthening Agricultural Extension in NE States	4,23.08
Integrated Development of Horticulture / HMNEH	35,66.58
Livestock Health and Diseases Control	3,32.62
<u>ENVIRONMENT AND FOREST</u>			
Dampa Tiger Reserve, Mizoram	...	1,53.96	...
Project Tiger	3,01.55	34.03	786
Integrated Development of Wildlife Habitats	12,34.95	94.55	1206
Conservation of Natural Resources and Ecosystems	58.53

14 DETAILED STATEMENT OF REVENUE AND CAPITAL RECEIPTS BY MINOR HEADS

Heads	Actuals		Net Increase(+) Decrease(-) (In per cent)
	2016-17	2015-16	
RECEIPT HEADS (Revenue Account) - contd.			
C. Grants-in-aid and Contributions - contd.			
1601 Grants-in-aid from Central Government - contd.			
<i>04 Grants for Centrally Sponsored Plan Scheme - contd.</i>			
800 Other Grants - contd.			
<u>ANIMAL HUSBANDRY</u>			
Scheme for Animal Diseases Surveillance	...	2,30.00	...
Fund for implementation of National Surveillance for communicable diseases	...	75.00	...
<u>RURAL AFFAIRS AND EMPLOYMENT</u>			
Updating of Land Records	...	73.67	...
<u>URBAN AFFAIRS AND EMPLOYMENT</u>			
Urban Infrastructure Development Project in NE	4,87.53
Slum Area Development Scheme	76.76	49.68	55
Greater Khawzawl Water Supply Scheme	5,61.82
Pradhan Mantri Awas Yojana (Urban)- Housing For All Mission	87.21
<u>LABOUR AND EMPLOYMENT</u>			
Establishment of Industrial Training Institutes (ITIs) in Mizoram	...	7,91.50	...
<u>TOURISM</u>			
Fund for Construction of Tourist Lodge Reception at Saichho, Kanhmun, Tlabung, Berawtlang Development of Economic Tourism at Reiek	40.38
<u>WOMEN AND CHILD DEVELOPMENT</u>			
ICDS Training Programme	27.17	33.06	(-)18

14 DETAILED STATEMENT OF REVENUE AND CAPITAL RECEIPTS BY MINOR HEADS

Heads	Actuals		Net Increase(+) Decrease(-) (In per cent)
	2016-17	2015-16	
RECEIPT HEADS (Revenue Account) - contd.			
C. Grants-in-aid and Contributions - contd.			
1601 Grants-in-aid from Central Government - contd.			
<i>04 Grants for Centrally Sponsored Plan Scheme - contd.</i>			
800 Other Grants - contd.			
<u>WOMEN AND CHILD DEVELOPMENT - conclud.</u>			
Integrated Child Development Services (ICDS)	47,17.19	53,38.87	(-)12
Rajiv Gandhi Scheme for Empowerment of Adolescent Girls (RGSEAG)- 'SABLA'	91.78	90.65	1
National Mission for Empowerment of women (NMEW)	47.86	97.30	(-)51
Integrated Child Protection Scheme (ICPS)	19,49.55	20,79.44	(-)6
Indira Gandhi Matritva Sahyog Yojana (IGMSY)	...	42.54	...
<u>EDUCATION</u>			
Appointment of Hindi Teachers in Non-Hindi Speaking Areas	...	37,75.37	...
Scheme Teachers Education-Release of recurring grant	...	25,74.02	...
Appointment of Language Teachers	51,70.48	1,21.79	4145
National Programme of Mid Day Meal in schools	20,17.24	20,60.99	(-)2
Strengthening of Teachers' Training Institutions	...	18,69.20	...
Implementation of Rashtriya Madhyamik Shiksha Abhiyan	32,23.66	20,80.48	55
<u>ELECTION</u>			
Reimbursement of Election Expenditure	2.42
<u>SHIPPING</u>			
Inland Water Transport	11.45

14 DETAILED STATEMENT OF REVENUE AND CAPITAL RECEIPTS BY MINOR HEADS

Heads	Actuals		Net Increase(+) Decrease(-) (In per cent)
	2016-17	2015-16	
RECEIPT HEADS (Revenue Account) - contd.			
C. Grants-in-aid and Contributions - contd.			
1601 Grants-in-aid from Central Government - contd.			
<i>04 Grants for Centrally Sponsored Plan Scheme - contd.</i>			
800 Other Grants - contd.			
<u>MINORITY AFFAIRS</u>			
Pre-matric scholarship for students belonging to the minority communities	18.17	16.71	9
Multi Sectoral Development Programme of the minorities	70.91	4,22.19	(-)83
Infrastructure Development for Minority Institutes (IDMI)	1,29.06	4.88	2545
<u>HOME AFFAIRS</u>			
Other Disaster Management Projects (ODMP)	46.97
<u>SCHEME FOR OTHER GRANTS</u>			
Fund for Construction of State Museum Extension at Berawtlang	50.00
Fund for celebration of Anthurium Festival	...	50.00	...
Fund for celebration of Thalfavang Kut	50.00
Tlawva SHP (5MW) Project in Champhai District ZEDA	7,10.00
Schemes for Assistance to ATI and/or Other Training Institutions in States/UTs for Operation of Faculty	28,74.28
Fund for financial assistance to rural fresh farmers association under NFDB	...	72.22	...
Payment of Expenditure on Constitution of SIPMIU under NERUDP	63,44.15	47,73.70	33
National Tuberculosis Control Programme	...	87.02	...
Prevention and control of diseases, National Aid Control Programme	...	40.23	...
National Aid Control Programme	...	11,35.97	...

14 DETAILED STATEMENT OF REVENUE AND CAPITAL RECEIPTS BY MINOR HEADS

Heads	Actuals		Net Increase(+) Decrease(-) (In per cent)
	2016-17	2015-16	
RECEIPT HEADS (Revenue Account) - contd.			
(₹ in lakh)			
C. Grants-in-aid and Contributions - contd.			
1601 Grants-in-aid from Central Government - contd.			
<i>04 Grants for Centrally Sponsored Plan Scheme - contd.</i>			
800 Other Grants - contd.			
<u>SCHEME FOR OTHER GRANTS - contd.</u>			
Sanction of grants under Sarva Shiksha Abhiyan (SSA)	1,09,34.31	94,37.51	16
Indira Awas Yojana (IAY)	...	7,59.24	...
KVK Under Government of Mizoram	10,56.26
2nd Installment for Implementation of 17 Handloom Clusters under CDP of NERTPS	5,49.03
Mizoram Music Festival	16.00
Rashtriya Uchchatar Shiksha Abhiyan (RUSA)	11,47.50	32,64.87	(-)65
Rashtriya Swasthya Bima Yojana (RSBY)	14,13.12	9,43.14	50
National Rural Livelihood Mission (NRLM)	...	2,13.91	...
Grants to State Government and Swachh Bharat Mission	...	1,07.00	...
KVK under Government of Mizoram, Serchhip	...	4.00	...
Intensification of Forest Management - Release of 1st instalment	...	1,53.17	...
Urban Rejuvenation Mission	11,15.00	9,55.00	17

14 DETAILED STATEMENT OF REVENUE AND CAPITAL RECEIPTS BY MINOR HEADS

Heads	Actuals		Net Increase(+) Decrease(-) (In per cent)
	2016-17	2015-16	
RECEIPT HEADS (Revenue Account) - contd.			
(₹ in lakh)			
C. Grants-in-aid and Contributions - contd.			
1601 Grants-in-aid from Central Government - contd.			
<i>04 Grants for Centrally Sponsored Plan Scheme - conclud.</i>			
800 Other Grants - conclud.			
<u>SCHEME FOR OTHER GRANTS - conclud.</u>			
Sardar Patel Urban Housing Scheme under RAY	...	13,66.32	...
National Land Records Modernisation Programme (NLRMP)	...	45.88	...
Establishment of New Medical Colleges	...	30,00.00	...
Total 800 Other Grants	5,45,87.20	5,20,02.74	5
Total 04 Grants for Centrally Sponsored Plan Scheme	5,45,87.20	5,20,02.74	5
<i>05 Grants for Special Plan Schemes</i>			
101 Schemes of North Eastern Council			
Celebration of Chapchar Kut Festival	4.00
Grant received from NEC Plan Scheme	0.03
Upgradation of Protective Home at Maumual, Aizawl District	3.89	1,45.00	(-97)
Grant received from NEC for the scheme of financial support to the students of North Eastern Region for Higher professional courses	35.69	61.30	(-42)
Construction of Bairabi-Zamuang Road	1,57.77	89.00	77
Grants Received from NEC For The Scheme of Sports and Youth Activities in North East Region	9.00
Strengthening of Dental Deptt. at Civil Hospital	...	1,60.00	...
Grant received from NEC for constn. of various roads under NEC Plan Schemes	...	15,00.00	...

14 DETAILED STATEMENT OF REVENUE AND CAPITAL RECEIPTS BY MINOR HEADS

Heads	Actuals		Net Increase(+) Decrease(-) (In per cent)
	2016-17	2015-16	
RECEIPT HEADS (Revenue Account) - contd.			
C. Grants-in-aid and Contributions - contd.			
1601 Grants-in-aid from Central Government - contd.			
<i>05 Grants for Special Plan Schemes - contd.</i>			
101 Schemes of North Eastern Council - contd.			
Grant received from NEC towards Tlabung to Kawrpui canals Road	...	1,58.00	...
Construction of Saitual - Saichal NE Bualpui Road	2,50.00
State Medical Library at Civil Hospital, Aizawl	1,30.00
Grant from NEC for the Scheme of 132KV Central Substation at Melriat	39.42
Construction of Indoor Stadium	1,95.00
Khedacherra - Damcherra - Zamuang - Kawrthah - Tuilukawn Road	20,00.00
Grants-in-aid under North Eastern Council to the State Govt.	13,67.49	17,15.34	(-20)
Flood Control & Irrigation of potential agriculture areas of Ngopa, Mizoram	2,50.00	1,03.37	142
Construction of a Convention Centre at Reiek Tourist Resort in Mizoram	45.93	91.86	(-50)
Bio-Medical Waste Management Incinerators System	1,68.48
Grants received from NEC for 'Sangau W.S.S. (Pumping)'	...	89.92	...
Purchase of CT Scan Machine	1,64.16
Construction of Comprehensive Spastic Children Care Complex	60.00
Construction of Approach Road and Internal Roads of Industrial Lyuva Festival	3,32.00
	1.00

14 DETAILED STATEMENT OF REVENUE AND CAPITAL RECEIPTS BY MINOR HEADS

Heads	Actuals		Net Increase(+) Decrease(-) (In per cent)
	2016-17	2015-16	
RECEIPT HEADS (Revenue Account) - conclud.			
C. Grants-in-aid and Contributions - conclud.			
1601 Grants-in-aid from Central Government - conclud.			
<i>05 Grants for Special Plan Schemes - conclud.</i>			
101 Schemes of North Eastern Council - conclud.			
Upgradation of Thanlon-Singhat (Ngopa-Tuivai Road)	5,00.00	15,00.00	(-)67
Construction of New Market Building at Dawrpui Veng, Aizawl	...	4,68.00	...
Construction and Establishment of Sports Centre	1,49.60	1,00.00	50
Upgradation Serkhan Bhaga Bazar Road (11th Plan New Scheme)	10,00.00	15,00.00	(-)33
Upgradation and Expansion of Govt. Khawpui Memorial Higher Secondary School, Dawrpui Vengthar	10.00	60.00	(-)83
Support for Procurement of CT Scan at Civil Hospital Aizawl	...	52.00	...
North Eastern State Road Investment Programme (NESRIP)	10,41.67	18,10.52	(-)42
Financial assistance to Nurturing young Excellence in Sports	...	2.84	...
Mizoram Infrastructure Information & Monitoring System	...	40.90	...
Establishment of Integrated Horticulture Training Centre at Chite, Aizawl	...	47.88	...
Total 101 Schemes of North Eastern Council	79,15.13	96,95.93	(-)18
Total 05 Grants for Special Plan Schemes	79,15.13	96,95.93	(-)18
Total 1601 Grants-in-aid from Central Government	37,90,64.45	36,72,24.96	3
Total C. Grants-in-aid and Contributions	37,90,64.45	36,72,24.96	3
Total Receipt Head (Revenue Account)	73,98,29.66	66,76,39.99	11
RECEIPT HEAD (Capital Account)			
4000 Miscellaneous Capital Receipt
Total 4000
Total Receipt Head (Capital Account)
Grand Total Receipt Head	73,98,29.66	66,76,39.99	11

14. DETAILED STATEMENT OF REVENUE AND CAPITAL RECEIPTS BY MINOR HEADS

EXPLANATORY NOTES

1. There was a revenue surplus of ₹ 11,67,95.58 lakh in 2016-17 against a surplus of ₹ 11,05,54.43 lakh in 2015-16 taking into account the transaction other than on Revenue Account also, there was an overall deficit of ₹ 1,29,83.96 lakh in 2016-17.

	2016-17	2015-16
	(₹ in lakh)	
1. A comparative summary of the transactions are as under:		
Opening Cash Balance	(-)83,08.28	(-)2,33,44.86
Part I Consolidated Fund-		
(a) Transactions on Revenue Account-		
Receipts Heads	73,98,29.66	66,76,39.99
Expenditure Heads	62,30,34.08	55,70,85.56
Net Revenue Deficit (-) Surplus (+)	(+)11,67,95.58	(+)11,05,54.43
(b) Transactions other than on Revenue Account		
Capital Account- Net	9,11,40.87	7,10,96.61
Public Debt- Net	4,42,59.33	12,79.05
Loans and Advances - Net	4,59.69	18,71.61
(c) Appropriation to Contingency Fund
Part II Contingency Fund - Net
Part III Public Account - Net	(-)8,24,38.31	(-)2,75,71.91
Closing Cash Balance	(-)2,12,92.27	(-)83,08.29
Overall Surplus (+)/ Deficit (-)	(-)1,29,83.96	(-)1,50,36.57

14. DETAILED STATEMENT OF REVENUE AND CAPITAL RECEIPTS BY MINOR HEADS

EXPLANATORY NOTES - contd.

2. Receipts from Government of India:

The revenue receipt in 2016-17 includes ₹ 65,91,27.45 lakh received from the Government of India against ₹ 60,20,35.96 lakh received during the previous financial year. The details are as under :

	2016-17	2015-16
	(₹ in lakh)	
(a) Share of net proceeds of the divisible Union Taxes		
(i) Corporation Tax	8,99,01.00	7,44,21.00
(ii) Taxes on Income Other than Corporation Tax	6,24,82.00	5,22,28.00
(iii) Taxes on Wealth	2,05.00	10.00
(iv) Customs	3,86,72.00	3,74,23.00
(v) Union Excise Duties	4,41,60.00	3,06,57.00
(vi) Service Tax	4,46,42.00	3,99,66.00
(vii) Other Taxes and Duties on Commodities and Services	1.00	1,06.00
	28,00,63.00	23,48,11.00
	Total (a)	
(b) Grants under proviso to Article 275 (1) of the Constitution	23,33,95.49	21,86,71.36
(c) Grants in lieu of Taxes on Railway Passenger Fares		
(i) Block Grants	1,41,97.57	1,60,33.13
(ii) Other Grants (for details please refer to Major Head '1601' in this Statement)	13,14,71.39	13,25,20.47
	65,91,27.45	60,20,35.96
	Total	

3. Taxation changes during the year: No new Taxation is proposed during the year 2016-17.

14. DETAILED STATEMENT OF REVENUE AND CAPITAL RECEIPTS BY MINOR HEADS

EXPLANATORY NOTES - contd.

4. Revenue Receipt : The revenue Receipts increased from ₹ 66,76,39.99 lakh in 2015-16 to ₹ 73,98,29.66 lakh in 2016-17. The increase of ₹ 7,21,89.67 lakh was mainly under :

Sl. No.	Major Head of Account	Actuals		Increase Reasons
		2015-16	2016-17	
		(₹ in lakh)		
1.	0020 Corporation Tax	7,44,21.00	8,99,01.04	1,54,80.04 Increase is due to more receipts under 901 share of net proceeds assigned to states.
2.	0021 Taxes on Income Other than Corporation Tax	5,22,29.08	6,24,82.04	1,02,52.96 Increase is due to more receipts under 901 share of net proceeds assigned to states.
3.	0032 Taxes on Wealth	10.00	2,05.00	1,95.00 Increase is due to more receipts under 901 share of net proceeds assigned to States.
4.	0037 Customs	3,74,23.00	3,86,72.00	12,49.00 Increase is due to more receipts under 901 share of net proceeds assigned to states.
5.	0038 Union Excise Duties	3,06,57.00	4,41,60.00	1,35,03.00 Increase is due to more receipts under 901 share of net proceeds assigned to states.
6.	0039 State Excise	60,60.48	72,26.22	11,65.74 Increase is due to more receipts under 105 foreign liquors and spirits and 150 fines and confiscations.
7.	0040 Taxes on Sales, Trade etc.	2,47,03.99	3,07,81.03	60,77.04 Increase is mainly due to more receipts under 102 receipts under state sales tax acts, 104 surcharge on sales tax and 800 other receipts.

14. DETAILED STATEMENT OF REVENUE AND CAPITAL RECEIPTS BY MINOR HEADS

EXPLANATORY NOTES - contd.

Sl. No.	Major Head of Account	Actuals		Increase Reasons
		2015-16	2016-17	
		(₹ in lakh)		
8.	0041 Taxes on Vehicles	19,44.01	25,75.47	6,31.46 Increase is mainly due to more receipts under 102 receipts under the state motor vehicles taxation acts.
9.	0042 Taxes on Goods and Passengers	2,70.73	7,90.01	5,19.28 Increase is mainly due to more receipts under 104 tax collections-goods tax and 106 tax on entry of goods into local areas.
10.	0044 Service Tax	3,99,66.00	4,46,42.00	46,76.00 Increase is due to more receipts under 901 share of net proceeds assigned to states.
11.	0049 Interest Receipts	30,73.15	48,34.40	17,61.25 Increase is mainly due to more receipts under 04 interest receipts of state/union territory governments
12.	0070 Other Administrative Services	6,28.76	7,82.65	1,53.89 Increase is mainly due to more receipts under 01 administration of justice and 60 other services.
13.	0075 Miscellaneous General Services	12,47.27	13,69.36	1,22.09 Increase is mainly more receipts under 103 state lotteries and 108 guarantee fees.
14.	0202 Education, Sports, Art and Culture	1,99.68	3,53.70	1,54.02 Increase is mainly due to more receipts under 01 general education and 02 technical education.
15.	0215 Water Supply and Sanitation	34,17.04	37,50.64	3,33.60 Increase is mainly due to more receipts under 01 urban water supply scheme 103 receipts from urban water supply scheme and 800 other receipts.

17.14. DETAILED STATEMENT OF REVENUE AND CAPITAL RECEIPTS BY MINOR HEADS

EXPLANATORY NOTES - contd.

Sl. No.	Major Head of Account	Actuals		Increase	Reasons
		2015-16	2016-17		
		(₹ in lakh)			
16.	0217 Urban Development	7.52	19.44	11.92	Increase is mainly due to more receipts under 01 state capital development - 800 other receipts.
17.	0230 Labour and Employment	9.22	21.97	12.75	Increase is mainly due to more receipts under 101 labour laws.
18.	0403 Animal Husbandry	51.49	64.45	12.96	Increase is mainly due to more receipts under 102 receipts from cattle and buffalo development, 108 receipts from other live stock development and 800 other receipts.
19.	0425 Co-operation	2,84.63	4,68.04	1,83.41	Increase is mainly due to more receipts under 800 other receipts.
20.	0435 Other Agricultural Programmes	1,78.31	2,28.49	50.18	Increase is mainly due to more receipts under 800 other receipts.
21.	0506 Land Reforms	1,64.74	1,92.78	28.04	Increase is mainly due to more receipts under 101 receipts from regulations/consolidations of land holdings and tenancy and 103 maintenance of land records.
22.	0515 Other Rural Development Programmes	3.34	18.68	15.34	Increase is due to more receipts under 800 other receipts.
23.	0801 Power	1,66,35.50	2,00,11.17	33,75.67	Increase is due to more receipts under 05 transmission and distribution 800 other receipts.

14. DETAILED STATEMENT OF REVENUE AND CAPITAL RECEIPTS BY MINOR HEADS

EXPLANATORY NOTES - contd.

Sl. No.	Major Head of Account	Actuals		Increase Reasons
		2015-16	2016-17	
		(₹ in lakh)		
24.	0851 Village and Small Industries	42.36	52.39	10.03 Increase is due to more receipts under 800 other receipts.
25.	1054 Roads and Bridges	7,31.43	20,80.02	13,48.59 Increase is due to more receipts under 800 other receipts.
26.	1452 Tourism	2,22.16	2,35.91	13.75 Increase is due to more receipts under 105 rent and catering receipts.
27.	1475 Other General Economic Services	43.81	80.17	36.36 Increase is mainly due to more receipts under 012 statistics and 106 fees for stamping weights and measures.
28.	1601 Grants-in-aid from Central Government	36,72,24.96	37,90,64.45	1,18,39.49 Increase is mainly due to more receipts under 01 non-plan grants and 04 grants for centrally sponsored scheme.

14. DETAILED STATEMENT OF REVENUE AND CAPITAL RECEIPTS BY MINOR HEADS

EXPLANATORY NOTES - contd.

5. Revenue Receipt : The increase of revenue receipts in 2016-17 was partly counter balanced by decrease in revenue mainly under the following heads :

Sl. No.	Major Head of Account	Actuals		Decrease Reasons
		2015-16	2016-17	
		(₹ in lakh)		
1.	0029 Land Revenue	8,87.82	8,58.21	29.61 Decrease is due to less receipts under 103 rates and census on land.
2.	0030 Stamps and Registration	3,56.76	3,26.05	30.71 Decrease is due to less receipts under 03 registration fees.
3.	0045 Other Taxes and Duties on Commodities and Services	1,83.14	82.54	1,00.60 Decrease is mainly due to less receipt under 901 share of net proceeds assigned to states.
4.	0051 Public Service Commission	30.08	21.80	8.28 Decrease is mainly due to less receipt under 102 state public service commission and 105 state public commission examination fees.
5.	0055 Police	74.52	61.51	13.01 Decrease is due to less receipt under 800 other receipts.
6.	0058 Stationery and Printing	2,18.07	1,90.47	27.60 Decrease is mainly due to less receipt under 200 other press receipts and 800 other receipts.
7.	0059 Public Works	1,62.29	48.61	1,13.68 Decrease is mainly due to less receipt under 01 office buildings, 60 other buildings and 80 general.
8.	0071 Contributions and Recoveries towards Pension and Other Retirement Benefits	2,33.11	1,93.89	39.22 Decrease is due to less receipts under 01 civil 101 subscriptions and contributions.

14. DETAILED STATEMENT OF REVENUE AND CAPITAL RECEIPTS BY MINOR HEADS

EXPLANATORY NOTES - conclud.

Sl. No.	Major Head of Account	Actuals		Decrease Reasons
		2015-16	2016-17	
			(₹ in lakh)	
9.	0210 Medical and Public Health	1,04.72	28.79	75.93 Decrease is mainly due to less receipt under 04 public health and 80 general.
10.	0216 Housing	1,66.34	1,22.03	44.31 Decrease is mainly due to less receipt under 01 government residential buildings 106 general pool accommodation and 80 general 800 other receipts.
11	0235 Social Security and Welfare	3,27.92	45.37	2,82.55 Decrease is mainly due to less receipt under 01 rehabilitation 800 other receipts and 60 other social security and welfare programme 800 other receipts.
12.	0401 Crop Husbandry	1,21.88	1,02.65	19.23 Decrease is mainly due to less receipt under 107 receipts from plant protection services, 120 sales, hire and services of agricultural implements and machinery including tractors and 800 other receipts.
13.	0405 Fisheries	38.38	12.06	26.32 Decrease is due to less receipt under 103 sale of fish, fish seeds etc. and 800 other receipts.
14.	0406 Forestry and Wild Life	3,10.21	2,81.83	28.38 Decrease is due to less receipts under 01 forestry 800 other receipts.
15.	0853 Non-ferrous Mining and Metallurgical Industries	4,81.98	3,08.69	1,73.29 Decrease is due to less receipts under 102 mineral concession fees, rents and royalties.
16.	1053 Civil Aviation	3,08.91	2,79.67	29.24 Decrease is due to less receipts under 800 other receipts.

15. DETAILED STATEMENT OF REVENUE EXPENDITURE BY MINOR HEADS

(Figures in italic represent charged expenditure)

Heads	Actuals for 2016-17			Actuals for 2015-16	Per cent Increase (+)/ Decrease (-) during the year
	Non-Plan	State Plan	CSS/CP		
(₹ in lakh)					
A. GENERAL SERVICES					
(a) Organs of State					
2011 Parliament/State/Union Territory Legislatures					
<i>02 State/Union Territory Legislatures</i>					
101 Legislative Assembly	51.68	4,98.26	5,12.53 (-)3
	4,46.58				
103 Legislative Secretariat	14,13.96	14,13.96	12,89.12 10
Total 02	51.68	19,12.22	18,01.65 6
Total 2011	51.68	19,12.22	18,01.65 6
2012 President, Vice President/ Governor, Administrator of Union Territories					
<i>03 Governor/Administrator of Union Territories</i>					
090 Secretariat	3,32.64	3,32.64	2,67.20 24
101 Emoluments and allowances of the Governor/Administrator of Union Territories	9.50	9.50	7.18 32
102 Discretionary Grants	10.06	10.06	9.00 12

15. DETAILED STATEMENT OF REVENUE EXPENDITURE BY MINOR HEADS

(Figures in italic represent charged expenditure)

Heads	Actuals for 2016-17			Actuals for 2015-16	Per cent Increase (+)/ Decrease (-) during the year
	Non-Plan	State Plan	CSS/CP		
(₹ in lakh)					
A. GENERAL SERVICES - contd.					
(a) Organs of State - contd.					
2012 President, Vice President/ Governor, Administrator of Union Territories-concltd.					
<i>03 Governor/Administrator of Union Territories -concltd.</i>					
103 Household Establishment	2,84.81	2,84.81	2,45.39
105 Medical Facilities	2.54	2.54	3.60
106 Entertainment Expenses	0.50
107 Expenditure from Contract Allowance	6.33	6.33	4.50
108 Tour Expenses	15.46	15.46	15.57
800 Other Expenditure	1.00	1.00	1.00
Total 03	6,48.74	6,62.34	5,53.94
Total 2012	6,48.74	6,62.34	5,53.94
2013 Council of Ministers					
101 Salary of Ministers and Deputy Ministers	2,54.57	2,54.57	2,65.72
105 Discretionary grant by Ministers	97.50	97.50	76.74
108 Tour Expenses	29.42	29.42	32.99
Total 2013	3,81.49	3,81.49	3,75.45
					2

15. DETAILED STATEMENT OF REVENUE EXPENDITURE BY MINOR HEADS

Heads	Actuals for 2016-17			Actuals for 2015-16	Per cent Increase (+)/ Decrease (-) during the year
	Non-Plan	State Plan	CSS/CP		
(Figures in italic represent charged expenditure)					
(₹ in lakh)					
A. GENERAL SERVICES - contd.					
(a) Organs of State - conclud.					
2014 Administration of Justice					
102 High Courts	6,45.58	5,97.58	8
103 Special Courts	73.05	...
105 Civil and Session Courts	13,38.04	10,24.08	31
114 Legal Advisers and Counsels	6,96.92	6,16.15	13
800 Other Expenditure	5.75	1,34.57	...	1,48.85	42
	70.89				
Total 2014	6,51.33	1,34.57	...	28,91.75	18
	21,05.85				
2015 Elections					
101 Election Commission	1,88.02	1,98.71	(-5)
102 Electoral Officers	2,32.17	2,34.62	(-1)
103 Preparation and Printing of Electoral rolls	2,53.23	3,33.34	(-24)
104 Charges for conduct of elections to Lok Sabha and State/Union Territory Legislative	14.03	2,62.45	(-95)
108 Territory Legislative	42.71	42.71	51
109 Charges for conduct of Election to Panchayats /Local Bodies etc.	61.63	3,40.25	(-82)
Total 2015	7,91.79	7,91.79	(-43)
Total (a) Organs of State	13,51.75	1,34.57	...	66,39.59	1
	51,53.27				

15. DETAILED STATEMENT OF REVENUE EXPENDITURE BY MINOR HEADS

Heads	Actuals for 2016-17			Actuals for 2015-16	Per cent Increase (+)/ Decrease (-) during the year
	Non-Plan	State Plan	CSS/CP		
(Figures in italic represent charged expenditure)					
(₹ in lakh)					
A. GENERAL SERVICES - contd.					
(b) Fiscal Services					
(ii) Collection of Taxes on Property and Capital Transactions					
2029 Land Revenue					
001 Direction and Administration	6,89.48	7,62.68	(-10)
102 Survey and Settlement Operations	5,39.21	5,11.54	5
103 Land Records	6,24.85	6,00.59	4
Total 2029	18,53.54	18,53.54	(-1)
2030 Stamps and Registration					
<i>01 Stamps-Judicial</i>					
001 Direction and Administration	0.15	0.15	(-74)
101 Cost of Stamps	5.62	5.62	(-53)
Total 01	5.77	5.77	(-54)
<i>02 Stamps-Non-Judicial</i>					
101 Cost of Stamps	11.33	11.33	(-68)
Total 02	11.33	11.33	(-68)
<i>03 Registration</i>					
001 Direction and Administration	12.79	12.79	...
Total 03	12.79	12.79	...
Total 2030	29.89	29.89	(-37)
Total (ii) Collection of Taxes on Property and Capital Transactions	18,83.43	18,83.43	(-2)

15. DETAILED STATEMENT OF REVENUE EXPENDITURE BY MINOR HEADS

Heads	Actuals for 2016-17			Actuals for 2015-16	Per cent Increase (+)/ Decrease (-) during the year
	Non-Plan	State Plan	CSS/CP		
(Figures in italic represent charged expenditure)					
(₹ in lakh)					
A. GENERAL SERVICES - contd.					
(b) Fiscal Services - contd.					
(iii) Collection of Taxes on Commodities and Services					
2039 State Excise					
001 Direction and Administration	28,31.45	...	33.48	28,64.93	26,02.98
800 Other Expenditure	25.50	25.50	25.50
Total 2039	28,56.95	...	33.48	28,90.43	26,28.48
2040 Taxes on Sales, Trade etc.					
001 Direction and Administration	14,64.01	14,64.01	13,23.11
101 Collection Charges	23.05	23.05	20.88
800 Other Expenditure	40.30	40.30	...
Total 2040	15,27.36	15,27.36	13,43.99
2041 Taxes on Vehicles					
001 Direction and Administration	7,99.12	71.16	...	8,70.28	8,83.92
Total 2041	7,99.12	71.16	...	8,70.28	8,83.92
Total (iii) Collection of Taxes on Commodities and Services	51,83.43	71.16	33.48	52,88.07	48,56.39

15. DETAILED STATEMENT OF REVENUE EXPENDITURE BY MINOR HEADS

(Figures in italic represent charged expenditure)

Heads	Actuals for 2016-17			Actuals for 2015-16	Per cent Increase (+)/ Decrease (-) during the year
	Non-Plan	State Plan	CSS/CP		
(<i>₹ in lakh</i>)					
A. GENERAL SERVICES - contd.					
(b) Fiscal Services - conclud.					
(iv) Other Fiscal Services					
2047 Other Fiscal Services					
103 Promotion of Small Savings	1,34.04	1,34.04	1,55.14 (-)14
Total 2047	1,34.04	1,34.04	1,55.14 (-)14
Total (iv) Other Fiscal Services	1,34.04	1,34.04	1,55.14 (-)14
Total (b) Fiscal Services	72,00.90	71.16	33.48	73,05.54	69,34.12 5
(c) Interest payment and servicing of debt					
2048 Appropriation for Reduction or Avoidance of Debt					
101 Sinking Funds	31,30.00	31,30.00	28,25.00 11
200 Other Appropriations	2,00.00	2,00.00	2,00.00 ...
Total 2048	33,30.00	33,30.00	30,25.00 10
2049 Interest payments					
01 Interest on Internal Debt					
101 Interest on Market Loans	2,14,42.58	2,14,42.58	2,40,98.09 (-)11
115 Interest on Ways and Means Advances from Reserve Bank of India	26.34 ...
123 Interest on Special Securities to National Small Savings Fund of the Central Government by the State Government	22,50.24	22,50.24	22,37.74 1
305 Management of Debt	45.23	45.23	44.11 3
Total 01	2,37,38.05	2,37,38.05	2,64,06.28 (-)10

15. DETAILED STATEMENT OF REVENUE EXPENDITURE BY MINOR HEADS

Heads	Actuals for 2016-17			Actuals for 2015-16	Per cent Increase (+)/ Decrease (-) during the year
	Non-Plan	State Plan	CSS/CP		
(₹ in lakh)					
A. GENERAL SERVICES - contd.					
(c) Interest payment and servicing of debt - concld.					
2049 Interest Payments - concld.					
03 <i>Interest on Small Savings, Provident Funds etc.</i>					
104 Interest on State Provident Funds	79,00.00	79,00.00	...
108 Interest on Insurance and Pension Fund	5,00.00	5,00.00	...
Total 03	84,00.00	84,00.00	...
04 <i>Interest on Loans and Advances from Central Government</i>					
101 Interest on Loans for State/ Union Territory Plan Schemes	19,87.98	19,87.98	(-6)
Total 04	19,87.98	19,87.98	(-6)
Total 2049	3,41,26.03	3,41,26.03	(-8)
Total (c) Interest payment and servicing of debt	3,74,56.03	3,74,56.03	(-6)
(d) Administrative Services					
2051 Public Service Commission					
102 State Public Service Commission	5,21.85	5,21.85	2
800 Other Expenditure	20.00	20.00	(-50)
Total 2051	5,41.85	5,41.85	(-2)

15. DETAILED STATEMENT OF REVENUE EXPENDITURE BY MINOR HEADS

Heads	Actuals for 2016-17			Actuals for 2015-16	Per cent Increase (+)/ Decrease (-) during the year
	Non-Plan	State Plan	CSS/CP		
(₹ in lakh)					
A. GENERAL SERVICES - contd.					
(d) Administrative Services - contd.					
2052 Secretariat-General Services					
090 Secretariat	93,74.35	93,74.35	86,23.45 9
092 Other Offices	1,82.81	15.63	...	1,98.44	2,75.02 (-)28
800 Other Expenditure	...	50.00	...	50.00	...
Total 2052	95,57.16	65.63	...	96,22.79	88,98.47 8
2053 District Administration					
093 District Establishments	31,30.03	43.54	49.41	32,22.98	33,75.53 (-)5
094 Other Establishments	3,77.12	2,62.47	...	6,39.59	6,24.92 2
800 Other Expenditure	...	10.00	...	10.00	...
Total 2053	35,07.15	3,16.01	49.41	38,72.57	40,00.45 (-)3
2054 Treasury and Accounts Administration					
095 Directorate of Accounts and Treasuries	23,95.44	23,95.44	22,63.81 6
800 Other Expenditure	1.29 ...
Total 2054	23,95.44	23,95.44	22,65.10 6
2055 Police					
001 Direction and Administration	27,04.54	1,55.17	1,32.50	29,92.21	29,83.45 ...
003 Education and Training	11,36.61	11,36.61	10,13.03 12
101 Criminal Investigation and Vigilance	37,39.99	...	5,74.70	43,14.69	31,79.90 36
102 Central Reserve Police	18.33 ...
104 Special Police	2,49,47.17	2,49,47.17	2,28,43.46 9
109 District Police	1,02,53.27	1,02,53.27	92,55.82 11

15. DETAILED STATEMENT OF REVENUE EXPENDITURE BY MINOR HEADS

(Figures in italic represent charged expenditure)

Heads	Actuals for 2016-17			Actuals for 2015-16	Per cent Increase (+)/ Decrease (-) during the year
	Non-Plan	State Plan	CSS/CP		
(₹ in lakh)					
A. GENERAL SERVICES - contd.					
(d) Administrative Services - contd.					
2055 Police - conold.					
110 Village Police	14.23	30.00	...	44.23	13.57
113 Welfare of Police Personnel	2,39.65	2,39.65	1,70.00
114 Wireless and Computers	38,42.52	38,42.52	35,07.03
115 Modernisation of Police Force	3.89	39.05	3,07.79	3,50.73	15,14.33
116 Forensic Science	2,53.79	65.41	9.30	3,28.50	2,55.88
Total 2055	4,71,35.66	2,89.63	10,24.29	4,84,49.58	4,47,54.80
2056 Jails					
001 Direction and Administration	1,97.94	39.65	...	2,37.59	2,21.13
101 Jails	18,62.57	8,26.49	...	26,89.06	20,50.58
102 Jail manufactures	9.43	4.35	...	13.78	15.12
Total 2056	20,69.94	8,70.49	...	29,40.43	22,86.83
2057 Supplies and Disposals					
101 Purchase	87.46	87.46	81.52
Total 2057	87.46	87.46	81.52
2058 Stationery and Printing					
001 Direction and Administration	1,90.31	1,90.31	1,58.33
101 Purchase and Supply of Stationery Stores	1,16.40	1.00	...	1,17.40	1,06.07
103 Government Presses	11,80.78	64.45	...	12,45.23	10,31.73
105 Government Publications	...	1.50	...	1.50	1.50
Total 2058	14,87.49	66.95	...	15,54.44	12,97.63

15. DETAILED STATEMENT OF REVENUE EXPENDITURE BY MINOR HEADS

(Figures in italic represent charged expenditure)

Heads	Actuals for 2016-17			Actuals for 2015-16	Per cent Increase (+)/ Decrease (-) during the year
	Non-Plan	State Plan	CSS/CP		
(₹ in lakh)					
A. GENERAL SERVICES - contd.					
(d) Administrative Services - conclud.					
2059 Public Works					
<i>80 General</i>					
001 Direction and Administration	29,47.15	10,50.20	...	39,97.35	36,53.58
004 Planning and Research	2,69.00	2,69.00	2,53.39
051 Construction	...	61.00	...	61.00	...
052 Machinery and Equipment	4.20	4.20	18.11
053 Maintenance and Repairs	5,15.74	56.90	...	5,72.64	5,32.28
105 Public Works Workshops	3,78.49	3,78.49	3,60.15
799 Suspense	(-)3,76.81 ^[a]	(-)3,76.81 ^[a]	(-)6,49.09
800 Other Expenditure	...	1.00	...	1.00	...
Total 80	37,37.77	11,69.10	...	49,06.87	41,68.42
Total 2059	37,37.77	11,69.10	...	49,06.87	41,68.42
2070 Other Administrative Services					
003 Training	1,76.53	80.93	...	2,57.46	2,54.47
104 Vigilance	5,38.90	5,38.90	4,95.12
107 Home Guards	23,56.83	23,56.83	20,54.19
108 Fire Protection and Control	8,04.68	2,12.93	1.93	10,19.54	11,55.97
115 Guest Houses, Government Hostels etc.	14,84.17	74.36	...	15,58.53	15,73.94
198 Assistance to Gram Panchayats	13,36.52
800 Other Expenditure	17,98.28	4.80	18.60	18,21.68	12,03.54
Total 2070	71,59.39	3,73.02	20.53	75,52.94	80,73.75
Total (d) Administrative Services	5,41.85	31,50.82	10,94.23	8,19,24.37	7,63,78.69
	7,71,37.47				

[a] Recoveries being more than the expenditure during the year.

15. DETAILED STATEMENT OF REVENUE EXPENDITURE BY MINOR HEADS

(Figures in italic represent charged expenditure)

Heads	Actuals for 2016-17			Actuals for 2015-16	Per cent Increase (+)/ Decrease (-) during the year
	Non-Plan	State Plan	CSS/CP		
(₹ in lakh)					
A. GENERAL SERVICES - contd.					
(e) Pensions and Miscellaneous General Services - contd.					
2071 Pensions and other Retirement Benefits^[*]					
<i>01 Civil</i>					
101 Superannuation and Retirement Allowances	3,40,41.64	3,40,41.64	2,76,08.15
102 Commuted value of Pensions	41,81.99	41,81.99	36,64.97
104 Gratuities	1,15,98.07	1,15,98.07	1,01,28.48
105 Family Pensions	1,67,94.10	1,67,94.10	1,15,22.04
110 Pensions of Employees of Local Bodies	54.18	54.18	49.38
111 Pensions to Legislators	3,89.49	3,89.49	3,53.48
115 Leave Encashment Benefits	73,76.47	73,76.47	67,39.20
117 Government Contribution for Defined Contribution Pension Scheme	13,98.34 ^[a]	13,98.34 ^[a]	11,37.62
200 Other Pensions	3,05.94	3,05.94	4,26.43
Total 01	7,61,40.22	7,61,40.22	6,16,29.75
Total 2071	7,61,40.22	7,61,40.22	6,16,29.75

[*] As per information furnished by the State Govt., category and number of Pensioners drawing pension as on 31.03.2017 were: Civil Pensioners: 11,102 Nos.; Civil family Pensioners: 17,975 Nos.

[a] Includes ₹ 10.00 lakh being CRA service charges.

15. DETAILED STATEMENT OF REVENUE EXPENDITURE BY MINOR HEADS

(Figures in italic represent charged expenditure)

Heads	Actuals for 2016-17			Actuals for 2015-16	Per cent Increase (+)/ Decrease (-) during the year
	Non-Plan	State Plan	CSS/CP		
(₹ in lakh)					
A. GENERAL SERVICES - conclud.					
(e) Pensions and Miscellaneous General Services - conclud.					
2075 Miscellaneous General Services					
103 State Lotteries	2,39.38	2,39.38	2,17.33
Total 2075	2,39.38	2,39.38	2,17.33
Total (e) Pensions and Miscellaneous General Services	7,63,79.60	7,63,79.60	6,18,47.08
Total A. GENERAL SERVICES	3,93,49.63	33,56.55	11,27.71	20,97,05.13	19,17,00.62
	16,58,71.24				9
B. SOCIAL SERVICES					
(a) Education, Sports, Art and Culture					
2202 General Education					
01 Elementary Education					
001 Direction and Administration	...	75.89	...	75.89	54.85
101 Government Primary School	2,76,30.65	1,10,53.35	...	3,86,84.00	3,54,02.07
102 Assistance to Non-Government Primary Schools	...	20,42.49	...	20,42.49	18,72.47
104 Inspection	5,05.15	16,51.53	1,41,81.99	1,63,38.67	92,74.10
112 National Programme of Mid Day Meals in Schools	...	7,01.04	19,60.54	26,61.58	26,41.88
Total 01	2,81,35.80	1,55,24.30	1,61,42.53	5,98,02.63	4,92,45.37
					21

15. DETAILED STATEMENT OF REVENUE EXPENDITURE BY MINOR HEADS

(Figures in italic represent charged expenditure)

Heads	Actuals for 2016-17			Actuals for 2015-16	Per cent Increase (+)/ Decrease (-) during the year
	Non-Plan	State Plan	CSS/CP		
(₹ in lakh)					
B. SOCIAL SERVICES - contd.					
(a) Education, Sports, Art and Culture - contd.					
2202 General Education - contd.					
<i>02 Secondary Education</i>					
004 Research and Training	5,34.54	1,20.03	...	6,54.57	7,71.83
101 Inspection	3,60.89	4,53.18	32,23.66	40,37.73	27,21.87
103 Non-Formal Education	46.04	46.04	55.36
104 Teachers and Other Services	7.00	7.00	1.00
105 Teachers Training	1,14.23	50.44	15,22.57	16,87.24	22,49.63
109 Government Secondary Schools	1,18,35.28	38,70.30	...	1,57,05.58	1,43,43.39
110 Assistance to Non-Government Secondary Schools	30.59	64,45.58	...	64,76.17	58,94.77
Total 02	1,29,28.57	1,09,39.53	47,46.23	2,86,14.33	2,60,37.85
<i>03 University and Higher Education</i>					
001 Direction and Administration	4,02.31	1,06.20	...	5,08.51	3,48.37
103 Government Colleges and Institutes	47,63.43	65,45.13	4,68.30	1,17,76.86	1,44,97.61
104 Assistance to Non-Government Colleges and Institutes	...	3,65.93	...	3,65.93	4,95.81
107 Scholarships	94.28	1,25.44	38.13	2,57.85	55,49.29
800 Other Expenditure	...	39.66	...	39.66	68.11
Total 03	52,60.02	71,82.36	5,06.43	1,29,48.81	2,09,59.19
					(-38)

15. DETAILED STATEMENT OF REVENUE EXPENDITURE BY MINOR HEADS

Heads	Actuals for 2016-17			Actuals for 2015-16	Per cent Increase (+)/ Decrease (-) during the year
	Non-Plan	State Plan	CSS/CP		
(₹ in lakh)					
B. SOCIAL SERVICES - contd.					
(a) Education, Sports, Art and Culture - contd.					
2202 General Education - conclud.					
<i>04 Adult Education</i>					
001 Direction and Administration	2,74.60	41.06	...	3,15.66	2,91.56
103 Rural Functional Literacy Programmes	20.65	20.65	36.67
Total 04	2,95.25	41.06	...	3,36.31	3,28.23
<i>05 Language Development</i>					
102 Promotion of Modern Indian Languages and Literature	34,61.21	22,89.00	30,12.99	87,63.20	93,14.68
Total 05	34,61.21	22,89.00	30,12.99	87,63.20	93,14.68
<i>80 General</i>					
001 Direction and Administration	3,73.72	83.05	...	4,56.77	4,73.18
004 Research	60.32	3.85	...	64.17	85.14
107 Scholarships	25.63	25.63	15,55.15
108 Examinations	7,27.00	30.00	...	7,57.00	5,59.00
800 Other Expenditure	2,91.82	78.96	...	3,70.78	1,95.50
Total 80	14,52.86	1,95.86	25.63	16,74.35	28,67.97
Total 2202	5,15,33.71	3,61,72.11	2,44,33.81	11,21,39.63	10,87,53.29

15. DETAILED STATEMENT OF REVENUE EXPENDITURE BY MINOR HEADS

Heads	Actuals for 2016-17			Actuals for 2015-16	Per cent Increase (+)/ Decrease (-) during the year
	Non-Plan	State Plan	CSS/CP		
(Figures in italic represent charged expenditure)					
(₹ in lakh)					
B. SOCIAL SERVICES - contd.					
(a) Education, Sports, Art and Culture - conold.					
2203 Technical Education					
001 Direction and Administration	...	68.17	...	68.17	33.07
105 Polytechnics	4,11.05	4,35.76	...	8,46.81	7,79.65
Total 2203	4,11.05	5,03.93	...	9,14.98	8,12.72
2204 Sports and Youth Services					
001 Direction and Administration	54.72	4,61.84	...	5,16.56	5,07.74
102 Youth Welfare Programme for Students	1,04.28	1,01.79	36.45	2,42.52	3,92.07
103 Youth Programmes for Non-Students	...	15.58	...	15.58	3.00
104 Sports and Games	34.23	73.84	...	1,08.07	2,83.19
800 Other Expenditure	4,74.05	8,86.59	...	13,60.64	11,24.48
Total 2204	6,67.28	15,39.64	36.45	22,43.37	23,10.48
2205 Art and Culture					
001 Direction and Administration	2,19.24	1,48.11	...	3,67.35	4,43.43
101 Fine Arts Education	74.08	1.30	...	75.38	69.01
102 Promotion of Arts and Culture	1,18.44	5.88	...	1,24.32	1,26.26
103 Archaeology	21.09	1.16	...	22.25	20.15
104 Archives	47.50	6.88	...	54.38	51.42
105 Public Libraries	1,35.08	23.85	...	1,58.93	1,34.10
107 Museums	59.39	6.32	...	65.71	63.57
108 Anthropological Survey	...	0.50	...	0.50	0.40
800 Other Expenditure	18.10	0.60	...	18.70	6.91
Total 2205	6,92.92	1,94.60	...	8,87.52	9,15.25
Total (a) Education, Sports, Art and Culture	5,33,04.96	3,84,10.28	2,44,70.26	11,61,85.50	11,27,91.74
					(-3)

15. DETAILED STATEMENT OF REVENUE EXPENDITURE BY MINOR HEADS

Heads	Actuals for 2016-17			Actuals for 2015-16	Per cent Increase (+)/ Decrease (-) during the year
	Non-Plan	State Plan	CSS/CP		
(Figures in italic represent charged expenditure)					
(₹ in lakh)					
B. SOCIAL SERVICES - contd.					
(b) Health and Family Welfare					
2210 Medical and Public Health					
<i>01 Urban Health Services-Allopathy</i>					
001 Direction and Administration	15,56.49	2,97.00	...	18,53.49	10
104 Medical Stores Depots	73.90	61.94	...	1,35.84	(-3)
109 School Health Scheme	33.89	33.89	14
110 Hospital and Dispensaries	54,76.81	30,62.74	...	85,39.55	6
200 Other Health Schemes	...	3,99.34	...	3,99.34	49
800 Other Expenditure	...	25,14.68	...	25,14.68	...
Total 01	71,41.09	63,35.70	...	1,34,76.79	33
<i>02 Urban Health Services- Other systems of medicine</i>					
102 Homeopathy	...	47.80	3,52.31	4,00.11	(-21)
200 Other Systems	...	42.48	...	42.48	71
Total 02	...	90.28	3,52.31	4,42.59	(-17)
<i>03 Rural Health Services-Allopathy</i>					
102 Subsidiary Health Centres	28,74.48	6.89	...	28,81.37	8
103 Primary Health Centers	45,52.42	12,06.78	...	57,59.20	(-11)
Total 03	74,26.90	12,13.67	...	86,40.57	(-6)

15. DETAILED STATEMENT OF REVENUE EXPENDITURE BY MINOR HEADS

(Figures in italic represent charged expenditure)

Heads	Actuals for 2016-17			Actuals for 2015-16	Per cent Increase (+)/ Decrease (-) during the year
	Non-Plan	State Plan	CSS/CP		
(₹ in lakh)					
B. SOCIAL SERVICES - contd.					
(b) Health and Family Welfare - contd.					
2210 Medical and Public Health - conclud.					
05 Medical Education, Training and Research					
105 Allopathy	62.96	39.66	30.71	1,33.33	2,54.69 (-)48
Total 05	62.96	39.66	30.71	1,33.33	(-48)
06 <i>Public Health</i>					
003 Training	78.89	2,46.81	50.57	3,76.27	2,30.67 63
004 Health Statistics & Evaluation	...	3.00	...	3.00	3.00 ...
101 Prevention and Control of diseases	20,56.07	6,34.70	63,44.03	90,34.80	1,18,11.65 (-)24
104 Drug Control	39.82	1,03.41	...	1,43.23	1,33.05 8
107 Public Health Laboratories	57.89	1.00	...	58.89	64.40 (-)9
112 Public Health Education	80.94	2,23.05	14,13.12	17,17.11	11,83.66 45
800 Other Expenditure	...	25.00	...	25.00
Total 06	23,13.61	12,36.97	78,07.72	1,13,58.30	1,34,26.43 15
Total 2210	1,69,44.56	89,16.28	81,90.74	3,40,51.58	3,35,39.02 2

15. DETAILED STATEMENT OF REVENUE EXPENDITURE BY MINOR HEADS

(Figures in italic represent charged expenditure)

Heads	Actuals for 2016-17			Actuals for 2015-16	Per cent Increase (+)/ Decrease (-) during the year
	Non-Plan	State Plan	CSS/CP		
(₹ in lakh)					
B. SOCIAL SERVICES - contd.					
(b) Health and Family Welfare - conclud.					
2211 Family Welfare					
001 Direction and Administration	3,89.57	3,89.57	3,60.20
003 Training	1,26.70	1,26.70	1,13.12
101 Rural Family Welfare Services	...	2,19.87	21,58.65	23,78.52	25,77.46
102 Urban Family Welfare Services	...	65.28	3.89	69.17	82.84
103 Maternity and Child Health	45.77	45.77	49.93
Total 2211	45.77	2,85.15	26,78.81	30,09.73	31,83.55
Total (b) Health and Family Welfare	1,69,90.33	92,01.43	1,08,69.55	3,70,61.31	3,67,22.57
(c) Water Supply, Sanitation, Housing and Urban Development					
2215 Water Supply and Sanitation					
<i>01 Water Supply</i>					
001 Direction and Administration	1,27,68.00	9,93.20	...	1,37,61.20	96,40.65
101 Urban Water Supply Programmes	1,74.67	42,76.61	...	44,51.28	41,94.23
102 Rural Water Supply Programmes	...	2,95.39	4,62.96	7,58.35	16,99.39
Total 01	1,29,42.67	55,65.20	4,62.96	1,89,70.83	1,55,34.27
<i>02 Sewerage and Sanitation</i>					
102 Rural Water Supply Programme	6.90	6.90	...
Total 02	6.90	6.90	...
Total 2215	1,29,42.67	55,65.20	4,69.86	1,89,77.73	1,55,34.27

15. DETAILED STATEMENT OF REVENUE EXPENDITURE BY MINOR HEADS

(Figures in *italic* represent charged expenditure)

Heads	Actuals for 2016-17			Actuals for 2015-16	Per cent Increase (+)/ Decrease (-) during the year
	Non-Plan	State Plan	CSS/CP		
(₹ in lakh)					
B. SOCIAL SERVICES - contd.					
(c) Water Supply, Sanitation, Housing and Urban Development - contd.					
2216 Housing					
01 <i>Government Residential Building</i>					
700 Other Housing	5,47.77	48.63	...	5,96.40	5,68.89
Total 01	5,47.77	48.63	...	5,96.40	5,68.89
02 <i>Urban Housing</i>					
103 Assistance to Housing Boards	71.79	50.63	...	1,22.42	1,64.81
Total 02	71.79	50.63	...	1,22.42	1,64.81
03 <i>Rural Housing</i>					
103 Assistance to Housing Boards	1.00	1.00	1.00
Total 03	1.00	1.00	1.00
Total 2216	6,20.56	99.26	...	7,19.82	7,34.70
2217 Urban Development					
01 <i>State Capital Development</i>					
001 Direction and Administration	2,06.47	4,55.14	1,63.00	8,24.61	15,93.95
051 Construction	...	4,22.96	...	4,22.96	3,74.24
191 Assistance to Local Bodies	9,72.79	5,66.77	...	15,39.56	7,29.72
Corporations, Urban Development Authorities, Town Improvement Boards etc.					111
					(-48)
					13
					111

15. DETAILED STATEMENT OF REVENUE EXPENDITURE BY MINOR HEADS

Heads	Actuals for 2016-17			Actuals for 2015-16	Per cent Increase (+)/ Decrease (-) during the year
	Non-Plan	State Plan	CSS/CP		
(Figures in italic represent charged expenditure)					
(₹ in lakh)					
B. SOCIAL SERVICES - contd.					
(c) Water Supply, Sanitation, Housing and Urban Development - conclud.					
2217 Urban Development - conclud.					
<i>01 State Capital Development- conclud.</i>					
192 Assistance to Municipalities / Municipal Councils	13,75.50	13,75.50	10,43.00
800 Other Expenditure	4,80.85	54.79	...	5,35.64	5,32.43
Total 01	30,35.61	14,99.66	1,63.00	46,98.27	42,73.34
<i>03 Integrated Development of Small and Medium Towns</i>					
001 Direction and Administration	1,05.46	82.17	...	1,87.63	2,20.08
800 Other Expenditure	...	14.83	20.00	34.83	9,31.80
Total 03	1,05.46	97.00	20.00	2,22.46	11,51.88
<i>05 Other Urban Development Schemes</i>					
001 Direction and Administration	2,45.76	2,81.26	11,96.14	17,23.16	13,16.40
800 Other Expenditure	...	18,65.51	3,00.33	21,65.84	13,18.00
Total 05	2,45.76	21,46.77	14,96.47	38,89.00	26,34.40
Total 2217	33,86.83	37,43.43	16,79.47	88,09.73	80,59.62
Total (c) Water Supply, Sanitation, Housing and Urban Development	1,69,50.06	94,07.89	21,49.33	2,85,07.28	2,43,28.59

15. DETAILED STATEMENT OF REVENUE EXPENDITURE BY MINOR HEADS

(Figures in italic represent charged expenditure)

Heads	Actuals for 2016-17			Actuals for 2015-16	Per cent Increase (+)/ Decrease (-) during the year
	Non-Plan	State Plan	CSS/CP		
(₹ in lakh)					
B. SOCIAL SERVICES - contd.					
(d) Information and Broadcasting					
2220 Information and Publicity					
<i>01 Films</i>					
001 Direction and Administration	5,47.42	61.96	...	6,09.38	6,06.70
003 Research and Training in Mass Communication	0.50	0.50	0.50
105 Production of Films	...	32.00	...	32.00	32.00
Total 01	5,47.92	93.96	...	6,41.88	6,39.20
<i>60 Others</i>					
101 Advertising and Visual Publicity	13.00	10.00	...	23.00	11.10
102 Information Centres	1,96.39	0.30	...	1,96.69	1,86.53
103 Press Information Services	0.45	14.74	...	15.19	25.45
106 Field Publicity	12.50	12.50	33.62
107 Song and Drama Services	0.55	0.55	0.55
109 Photo Services	26.26	26.26	23.22
110 Publications	0.50	46.08	...	46.58	62.50
800 Other Expenditure	...	1,01.00	...	1,01.00	44.50
Total 60	2,49.65	1,72.12	...	4,21.77	3,87.47
Total 2220	7,97.57	2,66.08	...	10,63.65	10,26.67
Total (d) Information and Broadcasting	7,97.57	2,66.08	...	10,63.65	10,26.67

15. DETAILED STATEMENT OF REVENUE EXPENDITURE BY MINOR HEADS

(Figures in italic represent charged expenditure)

Heads	Actuals for 2016-17			Actuals for 2015-16	Per cent Increase (+)/ Decrease (-) during the year
	Non-Plan	State Plan	CSS/CP		
(₹ in lakh)					
B. SOCIAL SERVICES - contd.					
(e) Welfare of Scheduled Castes, Scheduled Tribes and Other Backward Classes					
2225 Welfare of Scheduled Castes, Scheduled Tribes and Other Backward Classes					
<i>80 General</i>					
800 Other Expenditure	2,22,14.51	77,11.03	1,76.00	3,01,01.54	2,87,41.00
Total 80	2,22,14.51	77,11.03	1,76.00	3,01,01.54	2,87,41.00
Total 2225	2,22,14.51	77,11.03	1,76.00	3,01,01.54	2,87,41.00
Total (e) Welfare of Scheduled Castes, Scheduled Tribes and Other Backward Classes	2,22,14.51	77,11.03	1,76.00	3,01,01.54	2,87,41.00
(f) Labour and Labour Welfare					
2230 Labour and Employment					
<i>01 Labour</i>					
001 Direction and Administration	5,98.82	67.71	...	6,66.53	1,92.80
Total 01	5,98.82	67.71	...	6,66.53	1,92.80
<i>02 Employment Service</i>					
101 Employment Services	2,04.73	24.58	...	2,29.31	2,15.46
Total 02	2,04.73	24.58	...	2,29.31	2,15.46

15. DETAILED STATEMENT OF REVENUE EXPENDITURE BY MINOR HEADS

(Figures in italic represent charged expenditure)

Heads	Actuals for 2016-17			Actuals for 2015-16	Per cent Increase (+)/ Decrease (-) during the year
	Non-Plan	State Plan	CSS/CP		
(₹ in lakh)					
B. SOCIAL SERVICES - contd.					
(f) Labour and Labour Welfare - conclud.					
2230 Labour and Employment-conclud.					
<i>03 Training</i>					
003 Training of Craftsmen and Supervisors	1,80.21	3,84.35	...	5,64.56	...
101 Industrial Training Institutes	...	21.40	3.40	24.80	(-95)
Total 03	1,80.21	4,05.75	3.40	5,89.36	(-47)
Total 2230	9,83.76	4,98.04	3.40	14,85.20	2
Total (f) Labour and Labour Welfare	9,83.76	4,98.04	3.40	14,85.20	2
(g) Social Welfare and Nutrition					
2235 Social Security and Welfare					
<i>01 Rehabilitation</i>					
001 Direction and Administration	2,10.71	...	11.87	2,22.58	(-4)
200 Other Relief Measures	3,06.74	3,06.74	(-1)
800 Other Expenditure
Total 01	5,17.45	...	11.87	5,29.32	(-10)
<i>02 Social Welfare</i>					
001 Direction and Administration	6,69.87	4,06.61	51,67.70	62,44.18	12
101 Welfare of Handicapped	92.63	75.58	...	1,68.21	(-20)
102 Child Welfare	13.90	1,26.13	19,49.55	20,89.58	(-35)
103 Women's Welfare	58.37	1,54.93	1,30.04	3,43.34	1
104 Welfare of Aged, Infirm and Destitute	21.90	1,55.31	...	1,77.21	(-6)

15. DETAILED STATEMENT OF REVENUE EXPENDITURE BY MINOR HEADS

Heads	Actuals for 2016-17			Actuals for 2015-16	Per cent Increase (+)/ Decrease (-) during the year
	Non-Plan	State Plan	CSS/CP		
	(₹ in lakh)				
B. SOCIAL SERVICES - contd.					
(g) Social Welfare and Nutrition - contd.					
2235 Social Security and Welfare - conclud.					
<i>02 Social Welfare- conclud.</i>					
105 Prohibition	...	38.60	...	38.60	41.56 (-7)
106 Correctional Services	56.92	2,42.38	...	2,99.30	2,92.24 2
107 Assistance to Voluntary Organisations	66.25	20.00	...	86.25	27.30 216
109 Pre-Vocational Training	2,98.08	2,98.08	1,06.72 179
200 Other Programmes	18.57	...	26.63	45.20	83.43 (-46)
800 Other Expenditure	22,40.56	22,40.56	19,91.14 13
Total 02	9,98.41	12,19.54	98,12.56	1,20,30.51	1,20,96.68 (-1)
<i>03 National Social Assistance Programme</i>					
101 National Old Age Pension Scheme	9,07.80	9,07.80	11,94.32 (-24)
102 National Family Benefit Scheme	39.40	39.40	59.00 (-33)
Total 03	9,47.20	9,47.20	12,53.32 (-24)
<i>60 Other Social Security and Welfare Programmes</i>					
104 Deposit Linked Insurance Scheme Government Provident Fund	3,36.03	3,36.03	2,28.39 47
800 Other Expenditure	...	41.43	4,11.18	4,52.61	2,69.17 68
Total 60	3,36.03	41.43	4,11.18	7,88.64	4,97.56 59
Total 2235	18,51.89	12,60.97	1,11,82.81	1,42,95.67	1,44,37.24 (-1)

15. DETAILED STATEMENT OF REVENUE EXPENDITURE BY MINOR HEADS

(Figures in italic represent charged expenditure)

Heads	Actuals for 2016-17			Actuals for 2015-16	Per cent Increase (+)/ Decrease (-) during the year
	Non-Plan	State Plan	CSS/CP		
(₹ in lakh)					
B. SOCIAL SERVICES - conclud.					
(g) Social Welfare and Nutrition - conclud.					
2236 Nutrition					
<i>02 Distribution of Nutritious food and Beverages</i>					
101 Special Nutrition Programmes	...	9.47	91.77	1,01.24	1,15.11
Total 02	...	9.47	91.77	1,01.24	(-12)
<i>80 General</i>					
001 Direction and Administration	55.60	55.60	59.60
Total 80	55.60	55.60	(-7)
Total 2236	55.60	9.47	91.77	1,56.84	(-10)
2245 Relief on account of Natural Calamities					
<i>05 State Disaster Response Fund</i>					
101 Transfer to Reserve Funds and Deposit Accounts-State disaster Response Fund	10,15.00	...	8.00	10,23.00	20,53.00
Total 05	10,15.00	...	8.00	10,23.00	(-50)
Total 2245	10,15.00	...	8.00	10,23.00	(-50)
Total (g) Social Welfare and Nutrition (h) Others	29,22.49	12,70.44	1,12,82.58	1,54,75.51	1,66,64.95
2251 Secretariat-Social Services					
092 Other Offices	2,05.11	2,05.11	2,06.09
Total 2251	2,05.11	2,05.11	2,06.09
Total (h) Others	2,05.11	2,05.11	2,06.09
Total B. SOCIAL SERVICES	11,43,68.79	6,67,65.19	4,89,51.12	23,00,85.10	22,19,96.04

15. DETAILED STATEMENT OF REVENUE EXPENDITURE BY MINOR HEADS

(Figures in italic represent charged expenditure)

Heads	Actuals for 2016-17			Actuals for 2015-16	Per cent Increase (+)/ Decrease (-) during the year	
	Non-Plan	State Plan	CSS/CP			Total
(₹ in lakh)						
C. ECONOMIC SERVICES						
(a) Agriculture and Allied Activities						
2401 Crop Husbandry						
001 Direction and Administration	45,71.67	6,54.47	...	52,26.14	49,19.03	6
102 Food Grain Crops	15.71	1,57.84	10,03.64	11,77.19	6,85.89	72
105 Manures and Fertilisers	20.96	20.96	16.02	31
107 Plant Protection	52.18	52.18
108 Commercial Crops	...	1,16.00	10,43.99	11,59.99	7,13.18	63
109 Extension and Farmer's Training	...	1,44.42	6,66.64	8,11.06	7,01.25	16
119 Horticulture and Vegetable Crops	34.47	5,74.69	37,54.99	43,64.15	42,83.29	2
800 Other Expenditure	...	46,63.55	10,65.00	57,28.55	7,45.77	668
Total 2401	46,42.81	63,10.97	75,86.44	1,85,40.22	1,20,64.43	54
2402 Soil and Water Conservation						
001 Direction and Administration	16,04.03	11.93	...	16,15.96	16,34.75	(-1)
102 Soil Conservation	...	1,24.74	...	1,24.74	3,63.57	(-66)
800 Other Expenditure	...	13.11	1,47.00	1,60.11	1,57.40	2
Total 2402	16,04.03	1,49.78	1,47.00	19,00.81	21,55.72	(-12)

15. DETAILED STATEMENT OF REVENUE EXPENDITURE BY MINOR HEADS

(Figures in italic represent charged expenditure)

Heads	Actuals for 2016-17			Actuals for 2015-16	Per cent Increase (+)/ Decrease (-) during the year
	Non-Plan	State Plan	CSS/CP		
(₹ in lakh)					
C. ECONOMIC SERVICES - contd.					
(a) Agriculture and Allied Activities - contd.					
2403 Animal Husbandry					
001 Direction and Administration	9,28.63	1,45.00	...	10,73.63	10,93.54 (-)2
101 Veterinary Services and Animal Health	16,88.85	4,49.43	1,36.39	22,74.67	19,99.67 14
102 Cattle and Buffalo Development	2,73.46	1,18.25	...	3,91.71	5,73.11 (-)32
103 Poultry Development	1,88.32	32.93	...	2,21.25	2,22.96 (-)1
105 Piggery Development	1,98.93	2,95.70	...	4,94.63	2,48.46 99
106 Other Live Stock Development	...	3.59	...	3.59	3.09 16
107 Fodder and Feed Development	1,82.53	81.45	...	2,63.98	3,37.37 (-)22
109 Extension and Training	52.80	50.42	...	1,03.22	95.92 8
113 Administrative Investigation and Statistics	52.35	46.48	81.05	1,79.88	1,31.06 37
800 Other Expenditure	39.05	34.23	2,83.00	3,56.28	4,06.82 (-)12
Total 2403	36,04.92	12,57.48	5,00.44	53,62.84	51,12.00 5
2404 Dairy Development					
102 Dairy Development Projects	94.17	13.33	...	1,07.50	1,25.48 (-)14
Total 2404	94.17	13.33	...	1,07.50	1,25.48 (-)14

15. DETAILED STATEMENT OF REVENUE EXPENDITURE BY MINOR HEADS

(Figures in italic represent charged expenditure)

Heads	Actuals for 2016-17			Actuals for 2015-16	Per cent Increase (+)/ Decrease (-) during the year
	Non-Plan	State Plan	CSS/CP		
(₹ in lakh)					
C. ECONOMIC SERVICES - contd.					
(a) Agriculture and Allied Activities - contd.					
2405 Fisheries					
001 Direction and Administration	5,49.22	2,35.13	...	7,84.35	1
101 Inland Fisheries	...	64.16	18,56.66	19,20.82	124
105 Processing, Preservation and Marketing	...	1.50	1,07.76	1,09.26	8
109 Extension and Training	...	3.50	...	3.50	...
800 Other Expenditure	...	7.56	1,37.00	1,44.56	(-34)
Total 2405	5,49.22	3,11.85	21,01.42	29,62.49	51
2406 Forestry and Wild Life					
<i>01 Forestry</i>					
001 Direction and Administration	37,16.05	3,31.58	...	40,47.63	10
003 Education and Training	2,21.77	2,21.77	6
005 Survey and Utilisation of Forest Resources	2,64.83	2,64.83	...
070 Communications and Buildings	1.00	...
101 Forest Conservation, Development and Regeneration	1,11.91	23.14	6,08.29	7,43.34	(-10)
102 Social and Farm Forestry	...	2,25.78	18,52.13	20,77.91	47
110 Expenditure on Management of ex-Zamindari Forest Estates	25.16	...
800 Other Expenditure	29,54.70	1,75.00	...	31,29.70	271
Total 01	72,69.26	7,55.50	24,60.42	1,04,85.18	44

15. DETAILED STATEMENT OF REVENUE EXPENDITURE BY MINOR HEADS

(Figures in italic represent charged expenditure)

Heads	Actuals for 2016-17			Actuals for 2015-16	Per cent Increase (+)/ Decrease (-) during the year
	Non-Plan	State Plan	CSS/CP		
(₹ in lakh)					
C. ECONOMIC SERVICES - contd.					
(a) Agriculture and Allied Activities - contd.					
2406 Forestry and Wild Life - conclud.					
02 <i>Environmental Forestry and Wild Life</i>					
110 Wild Life Preservation	6,75.74	1,70.81	15,03.42	23,49.97	7,04.00
Total 02	6,75.74	1,70.81	15,03.42	23,49.97	7,04.00
Total 2406	79,45.00	9,26.31	39,63.84	1,28,35.15	79,74.93
2408 Food, Storage and Warehousing					
01 <i>Food</i>					
001 Direction and Administration	11,47.30	11,47.30	12,15.66
102 Food Subsidies	29,11.99	81.43	...	29,93.42	33,87.10
800 Other Expenditure	8,76.40	8,76.40	8,20.31
Total 01	49,35.69	81.43	...	50,17.12	54,23.07
Total 2408	49,35.69	81.43	...	50,17.12	54,23.07
2415 Agricultural Research and Education					
01 <i>Crop Husbandry</i>					
001 Direction and Administration	2,05.30	2.00	...	2,07.30	1,86.04
004 Research	...	2.00	...	2.00	2.00
150 Assistance to I.C.A.R.	11,02.80	11,02.80	6,82.60
277 Education	1,28.01	13.97	...	1,41.98	1,16.26
800 Other Expenditure	27.49	9.44	2,17.80	2,54.73	3,57.75
Total 01	3,60.80	27.41	13,20.60	17,08.81	13,44.65
Total 2415	3,60.80	27.41	13,20.60	17,08.81	13,44.65

15. DETAILED STATEMENT OF REVENUE EXPENDITURE BY MINOR HEADS

Heads	Actuals for 2016-17			Actuals for 2015-16	Per cent Increase (+)/ Decrease (-) during the year
	Non-Plan	State Plan	CSS/CP		
(Figures in italic represent charged expenditure)					
(₹ in lakh)					
C. ECONOMIC SERVICES - contd.					
(a) Agriculture and Allied Activities - conclud.					
2425 Co-operation					
001 Direction and Administration	7,26.07	1,36.28	...	8,62.35	8,49.90
101 Audit of Co-operatives	8.19	7.79	...	15.98	12.15
107 Assistance to Credit Co-operatives	...	5.00	...	5.00	...
108 Assistance to other Co-operatives	20.00	2,16.58	...	2,36.58	5,20.86
277 Co-operative Education	...	2,21.17	...	2,21.17	2,22.16
Total 2425	7,54.26	5,86.82	...	13,41.08	16,05.07
2435 Other Agricultural Programmes					
<i>01 Marketing and Quality Control</i>					
101 Marketing facilities	1,56.49	2,22.03	...	3,78.52	4,74.14
102 Grading and quality control facilities	...	3.93	...	3.93	3.93
800 Other Expenditure	1,48.43	6,00.00	...	7,48.43	3,63.76
Total 01	3,04.92	8,25.96	...	11,30.88	8,41.83
Total 2435	3,04.92	8,25.96	...	11,30.88	8,41.83
Total (a) Agriculture and Allied Activities	2,47,95.83	1,04,91.33	1,56,19.74	5,09,06.90	3,86,07.95

15. DETAILED STATEMENT OF REVENUE EXPENDITURE BY MINOR HEADS

Heads	Actuals for 2016-17			Actuals for 2015-16	Per cent Increase (+)/ Decrease (-) during the year
	Non-Plan	State Plan	CSS/CP		
(₹ in lakh)					
C. ECONOMIC SERVICES - contd.					
(b) Rural Development					
2501 Special Programmes for Rural Development					
<i>01 Integrated Rural Development Programme</i>					
001 Direction and Administration	3,87.91	1,20.61	...	5,08.52	4,65.35
003 Training (Will cover TRYSEM- Training of Rural youth for self employment)	...	76.20	...	76.20	76.00
101 Subsidy to District Rural Development Agencies	...	49.60	4,46.40	4,96.00	1,65.42
102 National Rural Housing	...	2,93.30	28,43.08	31,36.38	3,91.32
Total 01	3,87.91	5,39.71	32,89.48	42,17.10	10,98.09
<i>05 Wasteland Development</i>					
101 National Wasteland Development Programme	...	2,76.99	16,06.00	18,82.99	17,29.33
Total 05	...	2,76.99	16,06.00	18,82.99	17,29.33
<i>06 Self Employment Programmes</i>					
800 Other Expenditure	...	7,24.98	11,24.97	18,49.95	1,16.19
Total 06	...	7,24.98	11,24.97	18,49.95	1,16.19
Total 2501	3,87.91	15,41.68	60,20.45	79,50.04	29,43.61

15. DETAILED STATEMENT OF REVENUE EXPENDITURE BY MINOR HEADS

(Figures in italic represent charged expenditure)

Heads	Actuals for 2016-17			Actuals for 2015-16	Per cent Increase (+)/ Decrease (-) during the year
	Non-Plan	State Plan	CSS/CP		
(₹ in lakh)					
C. ECONOMIC SERVICES - contd.					
(b) Rural Development - conclud.					
2505 Rural Development					
<i>02 Rural Employment Guarantee Scheme</i>					
101 National Rural Employment Programmes	...	7,01.89	2,05,06.62	2,12,08.51	2,38,35.85 (-)11
Total 02	...	7,01.89	2,05,06.62	2,12,08.51	2,38,35.85 (-)11
Total 2505	...	7,01.89	2,05,06.62	2,12,08.51	2,38,35.85 (-)11
2506 Land Reforms					
001 Direction and Administration	...	1,24.93	...	1,24.93	1,31.49 (-)5
012 Statistics and Evaluation	...	3.98	...	3.98	3.98 ...
101 Regulation of Land Holding and Tenancy	...	2.97	1,19.55	1,22.52	1,45.34 (-)16
103 Maintenance of Land Records	...	2,37.51	...	2,37.51	2,07.59 14
800 Other Expenditure	...	51.37	...	51.37	0.10 51270
Total 2506	...	4,20.76	1,19.55	5,40.31	4,88.50 11
2515 Other Rural Development Programmes					
001 Direction and Administration	17,84.55	4,04.95	...	21,89.50	20,69.74 6
102 Community Development	...	27.60	4,95.00	5,22.60	2,48.43 110
800 Other Expenditure	...	20,50.00	...	20,50.00
Total 2515	17,84.55	24,82.55	4,95.00	47,62.10	23,18.17 105
Total (b) Rural Development	21,72.46	51,46.88	2,71,41.62	3,44,60.96	2,95,86.13 16

15. DETAILED STATEMENT OF REVENUE EXPENDITURE BY MINOR HEADS

(Figures in italic represent charged expenditure)

Heads	Actuals for 2016-17			Actuals for 2015-16	Per cent Increase (+)/ Decrease (-) during the year
	Non-Plan	State Plan	CSS/CP		
(₹ in lakh)					
C. ECONOMIC SERVICES - contd.					
(c) Special Areas Programmes					
2575 Other Special Area Programmes					
<i>06 Border Area Development</i>					
101 Border Area Development Programme	61.65	61.65	38.59
Total 06	61.65	61.65	38.59
<i>60 Others</i>					
102 Assistance to DRDAs	...	40,00.00	...	40,00.00	19,60.00
Total 60	...	40,00.00	...	40,00.00	19,60.00
Total 2575	...	40,00.00	61.65	40,61.65	19,98.59
Total (c) Special Areas Programmes	...	40,00.00	61.65	40,61.65	19,98.59
(d) Irrigation and Flood Control					
2702 Minor Irrigation					
<i>01 Surface Water</i>					
103 Diversion Schemes	...	31.70	...	31.70	30.30
Total 01	...	31.70	...	31.70	30.30
<i>80 General</i>					
001 Direction and Administration	5,29.10	4,91.05	...	10,20.16	10,42.77
800 Other Expenditure	19.98
Total 80	5,29.10	4,91.06	...	10,20.16	10,62.75
Total 2702	5,29.10	5,22.76	...	10,51.86	10,93.05
Total (d) Irrigation and Flood Control	5,29.10	5,22.76	...	10,51.86	10,93.05

15. DETAILED STATEMENT OF REVENUE EXPENDITURE BY MINOR HEADS

Heads	Actuals for 2016-17			Actuals for 2015-16	Per cent Increase (+)/ Decrease (-) during the year
	Non-Plan	State Plan	CSS/CP		
(Figures in italic represent charged expenditure)					
(₹ in lakh)					
C. ECONOMIC SERVICES - contd.					
(e) Energy					
2801 Power					
<i>01 Hydel Generation</i>					
001 Direction and Administration	15,87.68	30.75	...	16,18.43	11
101 Purchase of Power	2,91,67.41	2,91,67.41	39
800 Other Expenditure	...	80.00	...	80.00	...
Total 01	3,07,55.09	1,10.75	...	3,08,65.84	37
<i>04 Diesel/Gas Power Generation</i>					
001 Direction and Administration	11,37.62	11,37.62	5
800 Other Expenditure	4,42.22	5,60.60	...	10,02.82	(-12)
Total 04	15,79.84	5,60.60	...	21,40.44	(-4)
<i>05 Transmission and Distribution</i>					
001 Direction and Administration	71,23.06	4,10.96	...	75,34.02	10
800 Other Expenditure	11,11.69	48,10.34	...	59,22.03	28
Total 05	82,34.75	52,21.30	...	1,34,56.05	17
Total 2801	4,05,69.68	58,92.65	...	4,64,62.33	28
2810 New and Renewable Energy ^[a]					
800 Other Expenditure	...	17.17	...	17.17	...
Total 2810	...	17.17	...	17.17	...
Total (e) Energy	4,05,69.68	59,09.82	...	4,64,79.50	28

[a] As per new classification there is no Sub-Major Head 02 Solar.

15. DETAILED STATEMENT OF REVENUE EXPENDITURE BY MINOR HEADS

Heads	Actuals for 2016-17			Actuals for 2015-16	Per cent Increase (+)/ Decrease (-) during the year
	Non-Plan	State Plan	CSS/CP		
(Figures in italic represent charged expenditure)					
(₹ in lakh)					
C. ECONOMIC SERVICES - contd.					
(f) Industry and Minerals					
2851 Village and Small Industries					
001 Direction and Administration	5,37.77	1,63.62	...	7,01.39	6,04.92
101 Industrial Estates	41.77	1,10.43	...	1,52.20	1,47.30
102 Small Scale Industries	7,60.86	24,70.73	...	32,31.59	28,95.87
103 Handloom Industries	4,07.96	44.22	5,49.03	10,01.21	12,69.38
104 Handicraft Industries	2,71.40	18.14	...	2,89.54	2,84.75
105 Khadi and Village Industries	81.13	10,12.40	...	10,93.53	9,58.32
107 Sericulture Industries	12,70.85	3,99.64	...	16,70.49	16,29.34
800 Other Expenditure	...	9,83.35	1,96.00	11,79.35	2,96.20
Total 2851	33,71.74	52,02.53	7,45.03	93,19.30	80,86.08
2852 Industries					
08 Consumer Industries					
101 Edible Oils	1,21.09	1,21.09	1,16.50
Total 08	1,21.09	1,21.09	1,16.50
Total 2852	1,21.09	1,21.09	1,16.50
2853 Non-ferrous Mining and Metallurgical Industries					
02 Regulation and Development of Mines					
001 Direction and Administration	4,44.19	36.26	...	4,80.45	4,68.07
101 Survey and Mapping	4.58	33.30	...	37.88	37.23
Total 02	4,48.77	69.56	...	5,18.33	5,05.30
Total 2853	4,48.77	69.56	...	5,18.33	5,05.30
Total (f) Industry and Minerals	39,41.60	52,72.09	7,45.03	99,58.72	87,07.88

15. DETAILED STATEMENT OF REVENUE EXPENDITURE BY MINOR HEADS

Heads	Actuals for 2016-17			Actuals for 2015-16	Per cent Increase (+)/ Decrease (-) during the year
	Non-Plan	State Plan	CSS/CP		
(₹ in lakh)					
C. ECONOMIC SERVICES - contd.					
(g) Transport					
3053 Civil Aviation					
<i>60 Other Aeronautical Services</i>					
101 Communications	2,09.68	6,01.72	...	8,11.40	4,47.65
Total 60	2,09.68	6,01.72	...	8,11.40	4,47.65
Total 3053	2,09.68	6,01.72	...	8,11.40	4,47.65
3054 Roads and Bridges					
<i>04 District and Other Roads</i>					
337 Road Works	...	14,78.22	93,36.25	1,08,14.47	52,50.00
800 Other Expenditure	10,38.67	17,86.27	...	28,24.94	15,27.38
Total 04	10,38.67	32,64.49	93,36.25	1,36,39.41	67,77.38
<i>80 General</i>					
001 Direction and Administration	67,07.17	23,82.68	...	90,89.85	74,75.73
052 Machinery and Equipment	30.49	30.49	20.00
800 Other Expenditure	26,06.19	29.25	...	26,35.44	21,43.27
Total 80	93,43.85	24,11.93	...	1,17,55.78	96,39.00
Total 3054	1,03,82.52	56,76.42	93,36.25	2,53,95.19	1,64,16.38

15. DETAILED STATEMENT OF REVENUE EXPENDITURE BY MINOR HEADS

(Figures in italic represent charged expenditure)

Heads	Actuals for 2016-17			Actuals for 2015-16	Per cent Increase (+)/ Decrease (-) during the year
	Non-Plan	State Plan	CSS/CP		
(₹ in lakh)					
C. ECONOMIC SERVICES - contd.					
(g) Transport - conclud.					
3055 Road Transport					
001 Direction and Administration	20,02.93	2,42.97	...	22,45.90	23,32.56 (-)4
800 Other Expenditure	3,09.50	58.97	...	3,68.47	3,42.96 7
Total 3055	23,12.43	3,01.94	...	26,14.37	26,75.52 (-)2
3056 Inland Water Transport					
001 Direction and Administration	47.32	...	11.45	58.77	49.48 19
Total 3056	47.32	...	11.45	58.77	49.48 19
Total (g) Transport	1,29,51.95	65,80.08	93,47.70	2,88,79.73	1,95,89.03 47
(h) Communications					
3275 Other Communications Services					
800 Other Expenditure	5.00	8,21.18	...	8,26.18	10,25.34 (-)19
Total 3275	5.00	8,21.18	...	8,26.18	10,25.34 (-)19
Total (h) Communications	5.00	8,21.18	...	8,26.18	10,25.34 (-)19
(i) Science Technology and Environment					
3425 Other Scientific Research					
<i>60 Others</i>					
004 Research and Development	63.49	4,89.45	...	5,52.94	4,29.41 29
800 Other Expenditure	...	1,78.00	...	1,78.00
Total 60	63.49	6,67.45	...	7,30.94	4,29.41 70
Total 3425	63.49	6,67.45	...	7,30.94	4,29.41 70

15. DETAILED STATEMENT OF REVENUE EXPENDITURE BY MINOR HEADS

Heads	Actuals for 2016-17			Actuals for 2015-16	Per cent Increase (+)/ Decrease (-) during the year
	Non-Plan	State Plan	CSS/CP		
C. ECONOMIC SERVICES - contd.					
(i) Science Technology and Environment - concld.					
3435 Ecology and Environment					
<i>04 Prevention and Control of Pollution</i>					
800 Other Expenditure	...	69.80	...	69.80	40.00
Total 04	...	69.80	...	69.80	40.00
Total 3435	...	69.80	...	69.80	40.00
Total (i) Science Technology and Environment	63.49	7,37.25	...	8,00.74	4,69.41
(j) General Economic Services					
3451 Secretariat-Economic Services					
101 Planning Commission/Planning Board	2,69.09	3,99.59	...	6,68.68	5,64.47
102 District Planning Machinery	25.26	6,69.13	...	6,94.39	6,84.23
800 Other Expenditure	...	2,40.98	...	2,40.98	...
Total 3451	2,94.35	13,09.70	...	16,04.05	12,48.70
3452 Tourism					
<i>01 Tourism Infrastructure</i>					
101 Tourist Centre	...	14.90	...	14.90	19.87
102 Tourist Accommodation	76.78	2,32.51	...	3,09.29	2,87.95
800 Other Expenditure	37.69	2,05.02	50.00	2,92.71	2,15.05
Total 01	1,14.47	4,52.43	50.00	6,16.90	5,22.87
<i>80 General</i>					
001 Direction and Administration	1,47.15	1,16.21	...	2,63.36	2,58.74
003 Training	...	2.00	...	2.00	...
Total 80	1,47.15	1,18.21	...	2,65.36	2,60.74
Total 3452	2,61.62	5,70.64	50.00	8,82.26	7,83.61

15. DETAILED STATEMENT OF REVENUE EXPENDITURE BY MINOR HEADS

(Figures in italic represent charged expenditure)

Heads	Actuals for 2016-17			Actuals for 2015-16	Per cent Increase (+)/ Decrease (-) during the year
	Non-Plan	State Plan	CSS/CP		
(₹ in lakh)					
C. ECONOMIC SERVICES - contd.					
(j) General Economic Services - contd.					
3454 Census Survey and Statistics					
<i>01 Census</i>					
001 Direction and Administration	5,98.12	1,11.75	...	7,09.87	8,16.63
Total 01	5,98.12	1,11.75	...	7,09.87	8,16.63
<i>02 Surveys and Statistics</i>					
111 Vital Statistics	31.64	1,25.87	...	1,57.51	89.58
112 Economic Advice and Statistics	20.60	2.00	...	22.60	26.65
201 National Sample Survey Organisation	1,75.57	37.00	38.46	2,51.03	2,27.77
203 Computer Services	...	1.87	...	1.87	2.99
204 Central Statistical Organisation	...	56.25	...	56.25	5,32.46
800 Other Expenditure	...	13.57	29.05	42.62	57.17
Total 02	2,27.81	2,36.56	67.51	5,31.88	9,36.62
Total 3454	8,25.93	3,48.31	67.51	12,41.75	17,53.25
3456 Civil Supplies					
001 Direction and Administration	15,32.44	7.53	...	15,39.97	15,03.88
104 Consumer Welfare Fund	3.00	3.00	22.90
800 Other Expenditure	5.44	1,29.49	25.50	1,60.43	3,32.58
Total 3456	15,40.88	1,37.02	25.50	17,03.40	18,59.36

15. DETAILED STATEMENT OF REVENUE EXPENDITURE BY MINOR HEADS

(Figures in italic represent charged expenditure)

Heads	Actuals for 2016-17			Actuals for 2015-16	Per cent Increase (+)/ Decrease (-) during the year
	Non-Plan	State Plan	CSS/CP		
(₹ in lakh)					
C. ECONOMIC SERVICES - conclud.					
(j) General Economic Services - conclud.					
3475 Other General Economic Services					
106 Regulation of Weights and Measures	2,70.75	90.40	...	3,61.15	4,82.72 (-)25
800 Other Expenditure	...	25.00	...	25.00	...
Total 3475	2,70.75	1,15.40	...	3,86.15	4,82.72 (-)20
Total (j) General Economic Services	31,93.53	24,81.07	1,43.01	58,17.61	61,27.65 (-)5
Total C. ECONOMIC SERVICES	8,82,22.64	4,19,62.46	5,30,58.75	18,32,43.85	14,33,88.88 28
GRAND TOTAL EXPENDITURE HEADS (Revenue Account)	3,93,49.63	11,20,84.20	10,31,37.58	62,30,34.08	55,70,85.56 12
Salaries	12,33.45	3,53,45.83	88,51.98	23,23,01.88	22,01,38.72 6
Grants-in-aid (Salaries)	2,27,21.09	1,94,44.77	55,20.59	4,76,86.45	4,68,20.76 2
Grants-in-aid (Salary)	...	2,34.20	1,76.50	4,10.70	...
Grants-in-aid General (Non-Salary)	38,28.61	1,52,28.51	6,41,73.02	8,32,30.14	7,60,02.49 10
Subsidies	...	2,16.58	...	2,16.58	4,91.36 (-)56
Grants for creation of Capital Assets	10,71.50	24,13.31	97,18.69	1,32,03.50	1,10,00.31 20

15. DETAILED STATEMENT OF REVENUE EXPENDITURE BY MINOR HEADS

EXPLANATORY NOTES

1. **Expenditure on Revenue Account** : The revenue expenditure was increased from ₹ 55,70,85.56 lakh in 2015-16 to ₹ 62,30,34.08 lakh in 2016-17. The increase of ₹ 6,59,48.52 lakh was mainly occurred under the following heads :

Sl. No.	Major Head of Account	Actuals		Increase	Reasons
		2015-16	2016-17		
		(₹ in lakh)			
1.	2011 Parliament/State/Union Territory Legislatures	18,01.65	19,12.22	1,10.57	Increase is due to more expenditure under 103 legislative secretariat.
2.	2012 President, Vice President/ Governor, Administrator of Union Territories.	5,53.94	6,62.34	1,08.40	Increase is mainly due to more expenditure under 090 secretariat and 103 household establishment
3.	2014 Administration of Justice	24,59.71	28,91.75	4,32.04	Increase is mainly due to more expenditure under 102 high courts, 105 civil and session courts, 114 legal advisors and counsels and 800 other expenditure.
4.	2039 State Excise	26,28.48	28,90.43	2,61.95	Increase is due to more expenditure under 001 direction and administration.
5.	2040 Taxes on Sales, Trade etc.	13,43.99	15,27.36	1,83.37	Increase is mainly due to more expenditure under 001 direction and administration, 101 collection charges and 800 other expenditure.
6.	2048 Appropriation for reduction or avoidance of debt	30,25.00	33,30.00	3,05.00	Increase is due to more expenditure under 101 sinking funds.
7.	2052 Secretariat-General Services	88,98.47	96,22.79	7,24.32	Increase is due to more expenditure under 090 secretariat and 800 other expenditure.
8.	2054 Treasury and Accounts Administration	22,65.10	23,95.44	1,30.34	Increase is due to more expenditure under 095 directorate of accounts and treasuries.

15. DETAILED STATEMENT OF REVENUE EXPENDITURE BY MINOR HEADS

EXPLANATORY NOTES - contd.

Sl. No.	Major Head of Account	Actuals		Increase	Reasons
		2015-16	2016-17		
		(₹ in lakh)			
9.	2055 Police	4,47,54.80	4,84,49.58	36,94.78	Increase is mainly due to more expenditure under 003 education and training, 101 criminal investigation and vigilance, 104 special police, 109 district police, 110 village police, 113 welfare of police personnel, 114 wireless and computers and 116 forensic science.
10.	2056 Jails	22,86.83	29,40.43	6,53.60	Increase is mainly due to more expenditure under 101 jails.
11.	2057 Supplies and Disposals	81.52	87.46	5.94	Increase is due to more expenditure under 101 purchase.
12.	2058 Stationery and Printing	12,97.63	15,54.44	2,56.81	Increase is due to more expenditure under 001 direction and administration, 101 purchase and supply of stationery stores and 103 government presses.
13.	2059 Public Works	41,68.42	49,06.87	7,38.45	Increase is due to more expenditure under 80 general 001 direction and administration, 004 planning and research, 051 construction, 053 maintenance and repairs and 105 public works workshops.

15. DETAILED STATEMENT OF REVENUE EXPENDITURE BY MINOR HEADS

EXPLANATORY NOTES - contd.

Sl. No.	Major Head of Account	Actuals		Increase	Reasons
		2015-16	2016-17		
		(₹ in lakh)			
14.	2071 Pensions and other Retirement Benefits	6,16,29.75	7,61,40.22	1,45,10.47	Increase is due to more expenditure under 01 civil from 101 superannuation and retirement allowances, 102 commuted value of pension, 104 gratuities, 105 family pensions, 110 pensions of employees of local bodies, 111 pensions to legislators, 115 leave encashment benefits and 117 government contribution for defined contribution pension scheme.
15.	2075 Miscellaneous General Services	2,17.33	2,39.38	22.05	Increase is due to more expenditure under 103 state lotteries.
16.	2202 General Education	10,87,53.29	11,21,39.63	33,86.34	Increase is due to more expenditure under 01 elementary education, 02 secondary education and 04 adult education.
17.	2203 Technical Education	8,12.72	9,14.98	1,02.26	Increase is due to more expenditure under 001 direction and administration and 105 polytechnics.

15. DETAILED STATEMENT OF REVENUE EXPENDITURE BY MINOR HEADS

EXPLANATORY NOTES - contd.

Sl. No.	Major Head of Account	Actuals		Increase	Reasons
		2015-16	2016-17		
		(₹ in lakh)			
18.	2215 Water Supply and Sanitation	1,55,34.27	1,89,77.73	34,43.46	Increase is due to more expenditure under 01 water supply from 001 direction and administration and 101 urban water supply programmes, 02 sewerage and sanitation from 102 rural water supply programme.
19.	2217 Urban Development	80,59.62	88,09.73	7,50.11	Increase is due to more expenditure under 01 state capital development from 051 construction, 191 assistance to local bodies corporations, urban development authorities, town improvement boards etc., 192 assistance to municipalities/municipal councils and 800 other expenditure.
20.	2225 Welfare of Scheduled Castes, Scheduled Tribes and Other Backward Classes	2,87,41.00	3,01,01.54	13,60.54	Increase is due to more expenditure under 80 general from 800 other expenditure.
21.	2401 Crop Husbandry	1,20,64.43	1,85,40.22	64,75.79	Increase is due to more expenditure under 001 direction and administration, 102 food grain crops, 105 manures and fertilizers, 107 plant protection, 108 commercial crops, 109 extensions and farmer's training, 119 horticulture and vegetable crops and 800 other expenditure.

15. DETAILED STATEMENT OF REVENUE EXPENDITURE BY MINOR HEADS

EXPLANATORY NOTES - contd.

Sl. No.	Major Head of Account	Actuals		Increase	Reasons
		2015-16	2016-17		
		(₹ in lakh)			
22.	2403 Animal Husbandry	51,12.00	53,62.84	2,50.84	Increase is due to more expenditure under 101 veterinary services and animal health, 105 piggery development, 109 extension and training and 113 administrative investigation and statistics.
23.	2405 Fisheries	19,60.77	29,62.49	10,01.72	Increase is due to more expenditure under 001 direction and administration, 101 inland fisheries and 105 processing, preservation and marketing.
24.	2406 Forestry and Wild Life	79,74.93	1,28,35.15	48,60.22	Increase is due to more expenditure under 01 forestry from 001 direction and administration, 003 education and training, 102 social and farm forestry and 800 other expenditure and 02 environmental forestry and wild from 110 wild life preservation.
25.	2415 Agricultural Research and Education	13,44.65	17,08.81	3,64.16	Increase is due to more expenditure under 01 crop husbandry from 001 direction and administration, 150 assistance to icar and 277 education.
26.	2435 Other Agricultural Programmes	8,41.83	11,30.88	2,89.05	Increase is due to more expenditure under 01 marketing and quality control from 800 other expenditure.

15. DETAILED STATEMENT OF REVENUE EXPENDITURE BY MINOR HEADS

EXPLANATORY NOTES - contd.

Sl. No.	Major Head of Account	Actuals		Increase	Reasons
		2015-16	2016-17		
		(₹ in lakh)			
27.	2501 Special Programmes for Rural Development	29,43.61	79,50.04	50,06.43	Increase is due to more expenditure under 01 integrated rural development programme from 001 direction and administration, 101 subsidy to district rural development agencies and 102 national rural housing, 05 wasteland development from 101 national wasteland development programme and 06 self employment programme from 800 other expenditure.
28.	2506 Land Reforms	4,88.50	5,40.31	51.81	Increase is due to more expenditure under 103 maintenance of land records and 800 other expenditure.
29.	2515 Other Rural Development Programmes	23,18.17	47,62.10	24,43.93	Increase is due to more expenditure under 001 direction and administration, 102 community development and 800 other expenditure.
30.	2575 Other Special Area Programmes	19,98.59	40,61.65	20,63.06	Increase is due to more expenditure under 06 border area development from 101 border area development programme and 60 other from 102 assistance to DRDAs.

15. DETAILED STATEMENT OF REVENUE EXPENDITURE BY MINOR HEADS

EXPLANATORY NOTES - contd.

Sl. No.	Major Head of Account	Actuals		Increase	Reasons
		2015-16	2016-17		
		(₹ in lakh)			
31.	2801 Power	3,61,83.68	4,64,62.33	1,02,78.65	Increase is due to more expenditure under 01 hydel generation from 001 direction and administration, 101 purchase of power and 800 other expenditure, 04 diesel/gas power generation from 001 direction and administration and 05 transmission and distribution from 001 direction and administration and 800 other expenditure.
32.	2851 Village and Small Industries	80,86.08	93,19.30	12,33.22	Increase is due to more expenditure under 001 direction and administration, 101 industrial estates, 102 small scale industries, 104 handicraft industries, 105 khadi and village industries, 107 sericulture industries and 800 other expenditure.
33.	2852 Industries	1,16.50	1,21.09	4.59	Increase is due to more expenditure under 08 consumer industries from 101 edible oils.
34.	2853 Non-ferrous Mining and Metallurgical Industries	5,05.30	5,18.33	13.03	Increase is due to more expenditure under 02 regulation and development of mines from 001 direction and administration and 101 survey and mapping.

15. DETAILED STATEMENT OF REVENUE EXPENDITURE BY MINOR HEADS

EXPLANATORY NOTES - contd.

Sl. No.	Major Head of Account	Actuals		Increase	Reasons
		2015-16	2016-17		
		(₹ in lakh)			
35.	3053 Civil Aviation	4,47.65	8,11.40	3,63.75	Increase is due to more expenditure under 60 other aeronautical service from 101 communications.
36.	3054 Roads and Bridges	1,64,16.38	2,53,95.19	89,78.81	Increase is due to more expenditure under 04 district on other roads from 377 road works and 800 other expenditure, 80 general from 001 direction and administration, 052 machinery and equipment and 800 other expenditure.
37.	3056 Inland Water Transport	49.48	58.77	9.29	Increase is due to more expenditure under 001 direction and administration.
38.	3435 Ecology and Environment	40.00	69.80	29.80	Increase is due to more expenditure under 04 prevention and control of pollution from 800 other expenditure.
39.	3451 Secretariat-Economic Services	12,48.70	16,04.05	3,55.35	Increase is due to more expenditure under 101 planning commission/planning boards, 102 district planning machinery and 800 other expenditure.
40.	3452 Tourism	7,83.61	8,82.26	98.65	Increase is due to more expenditure under 01 tourist infrastructure from 102 tourist accommodation and 800 other expenditure and 80 general from 001 direction and administration.

15. DETAILED STATEMENT OF REVENUE EXPENDITURE BY MINOR HEADS

EXPLANATORY NOTES - contd.

2. Expenditure on Revenue Account: The increase of revenue expenditure was partly counterbalanced by decreases in the following heads:

Sl. No.	Major Head of Account	Actuals		Decrease	Reasons
		2015-16	2016-17		
		(₹ in lakh)			
1.	2015 Elections	13,97.58	7,91.79	6,05.79	Decrease is due to less expenditure under 101 election commission, 102 electoral officers, 103 preparation and printing of electoral rolls, 104 charges for conduct of elections to lok sabha and state/union territory legislative and 109 charges for conduct of election to panchayats/ local bodies etc.
2.	2029 Land Revenue	18,74.81	18,53.54	21.27	Decrease is due to less expenditure under 001 direction and administration.
3.	2030 Stamps and Registration	47.78	29.89	17.89	Decrease is due to less expenditure under 01 stamps Judicial from 001 direction and administration and cost of stamps and 02 stamps non-judicial from 101 cost of stamps.
4.	2041 Taxes on Vehicles	8,83.92	8,70.28	13.64	Decrease is due to less expenditure under 001 direction and administration.
5.	2047 Other Fiscal Services	1,55.14	1,34.04	21.10	Decrease is due to less expenditure under 103 promotion of small savings.

15. DETAILED STATEMENT OF REVENUE EXPENDITURE BY MINOR HEADS**EXPLANATORY NOTES - contd.**

Sl. No.	Major Head of Account	Actuals		Decrease	Reasons
		2015-16	2016-17		
		(₹ in lakh)			
6.	2049 Interest Payments	3,69,27.39	3,41,26.03	28,01.36	Decrease is due to less expenditure under 01 interest on internal debt from 101 interest on market loans, 115 interest on ways and means advance from reserve bank of India and 04 interest on loans and advances from central government from 101 interest on loans for state/ union territory plan schemes.
7.	2051 Public Service Commission	5,51.72	5,41.85	9.87	Decrease is due to less expenditure under 800 other expenditure.
8.	2053 District Administration	40,00.45	38,72.57	1,27.88	Decrease is due to less expenditure under 093 district establishments.
9.	2070 Other Administrative Services	80,73.75	75,52.94	5,20.81	Decrease is due to less expenditure under 108 fire protection and control, 115 guest houses, government hostels etc. and 198 assistance to gram panchayats.
10.	2204 Sports and Youth Services	23,10.48	22,43.37	67.11	Decrease is due to less expenditure under 102 youth welfare programmes for students and 104 sports and games.
11.	2205 Art and Culture	9,15.25	8,87.52	27.73	Decrease is due to less expenditure under 001 direction and administration and 102 promotion of arts and culture.

15. DETAILED STATEMENT OF REVENUE EXPENDITURE BY MINOR HEADS

EXPLANATORY NOTES - contd.

Sl. No.	Major Head of Account	Actuals		Decrease	Reasons
		2015-16	2016-17		
		(₹ in lakh)			
12.	2211 Family Welfare	31,83.55	30,09.73	1,73.82	Decrease is due to less expenditure under 101 rural family welfare service, 102 urban family welfare service and 103 maternity and child health.
13.	2216 Housing	7,34.70	7,19.82	14.88	Decrease is due to less expenditure under 02 urban housing from 103 assistance to housing boards.
14.	2230 Labour and Employment	15,14.42	14,85.20	29.22	Decrease is mainly due to less expenditure under 03 training from 101 industrial training institutes.
15.	2235 Social Security and Welfare	1,44,37.24	1,42,95.67	1,41.57	Decrease is due to less expenditure under 01 rehabilitation from 001 direction and administration and 800 other expenditure, 02 social Welfare from 101 welfare of handicapped, child welfare, 104 welfare of aged, infirm and destitute, 105 prohibition and 200 other programme and 03 national social assistance programmes from 101 national old age pension and 102 national family benefit scheme.
16.	2236 Nutrition	1,74.71	1,56.84	17.87	Decrease is due to less expenditure under 02 distribution of nutritious/food and beverages and 80 general.

15. DETAILED STATEMENT OF REVENUE EXPENDITURE BY MINOR HEADS

EXPLANATORY NOTES - contd.

Sl. No.	Major Head of Account	Actuals		Decrease	Reasons
		2015-16	2016-17		
		(₹ in lakh)			
17.	2245 Relief on account of Natural Calamities	20,53.00	10,23.00	10,30.00	Decrease is due to less expenditure under 05 state disaster response fund from 101 transfer to reserve funds and deposit.
18.	2402 Soil and Water Conservation	21,55.72	19,00.81	2,54.91	Decrease is due to less expenditure under 101 direction and administration and 102 soil conservation.
19.	2404 Diary Development	1,25.49	1,07.50	17.99	Decrease is due to less expenditure under 102 dairy development projects.
20.	2408 Food, Storage and Warehousing	54,23.07	50,17.12	4,05.95	Decrease is due to less expenditure under 01 food from 001 direction and administration and 102 food subsidies.
21.	2425 Co-operation	16,05.07	13,41.08	2,63.99	Decrease is mainly due to less expenditure under 108 assistance to other co-operatives.
22.	2505 Rural Employment	2,38,35.85	2,12,08.51	26,27.34	Decrease is due to less expenditure under 02 national programmes from 101 national rural employment programmes.
23.	2702 Minor Irrigation	10,93.05	10,51.86	41.19	Decrease is due to less expenditure under 80 general from 001 direction and administration and 800 other expenditure.
24.	3055 Road Transport	26,75.52	26,14.37	61.15	Decrease is due to less expenditure under 001 direction and administration.

15. DETAILED STATEMENT OF REVENUE EXPENDITURE BY MINOR HEADS

EXPLANATORY NOTES - conclud.

Sl. No.	Major Head of Account	Actuals		Decrease	Reasons
		2015-16	2016-17		
		(₹ in lakh)			
25.	3275 Other Communications Services	10,25.34	8,26.18	1,99.16	Decrease is due to less expenditure under 800 other expenditure.
26.	3454 Census Surveys and Statistics	17,53.25	12,41.75	5,11.50	Decrease is due to less expenditure under 01 census from 001 direction and administration and 02 surveys and statistics from 112 economic advice and statistics, 203 computer services, 204 central statistical organisation and 800 other expenditure.
27.	3456 Civil Supplies	18,59.36	17,03.40	1,55.96	Decrease is due to less expenditure under 104 consumer welfare fund and 800 other expenditure.
28.	3475 Other General Economic Services	4,82.72	3,86.15	96.57	Decrease is due to less expenditure under 106 regulation of weights and measures.

16. DETAILED STATEMENT OF CAPITAL EXPENDITURE BY MINOR HEADS AND SUB HEADS

Nature of Expenditure	Expenditure during 2015-16	Expenditure during 2016-17		Expenditure to end of 2016-17	Per cent Increase (+)/ Decrease (-) during the year
		Non-Plan	State Plan		
(₹ in lakh)					
A. Capital Accounts of General Services					
4047 Capital Outlay on other Fiscal Services					
800 Other Expenditure	3,30.00	...
Total 4047	3,30.00	...
4055 Capital Outlay on Police					
211 Police Housing	12,31.77	...	27,09.07	1,35,05.99	120
800 Other Expenditure
Other Works each costing ₹ 5 crore and less	3,05.13	41,16.65	...
Total 4055	15,36.90	...	27,09.07	1,76,22.64	76
4058 Capital Outlay on Stationery and Printing					
103 Government Presses
Other Works each costing ₹ 5 crore and less	1,35.65	8,14.33	...
Total 103	1,35.65	8,14.33	...
800 Other Expenditure	5.39	...
Total 4058	1,35.65	8,19.72	...

16. DETAILED STATEMENT OF CAPITAL EXPENDITURE BY MINOR HEADS AND SUB HEADS

Nature of Expenditure	Expenditure during 2015-16		Expenditure during 2016-17		Expenditure to end of 2016-17	Per cent Increase (+)/ Decrease (-) during the year
	Non-Plan	State Plan	CSS/CP	Total		
(₹ in lakh)						
A. Capital Accounts of General Services - contd						
4059 Capital Outlay on Public Works						
<i>01 Office Buildings</i>						
051 Construction						
Other works each costing ₹ 5 crore and less	2.21	2.21	2,21,17.58	(-)99
Construction of Judiciary Buildings	...	1,63.54	...	1,63.54	9,28.18	...
Construction of Judiciary Buildings (CSS)	14,71.90	14,71.90	33,69.73	81
Total 051	2.21	1,63.54	14,71.90	16,37.65	65,45.49	39
Total 01	2.21	1,63.54	14,71.90	16,37.65	65,45.49	39
<i>60 Other Buildings</i>						
<i>051 Construction</i>						
Other Works each costing ₹ 5 crore and less	...	1,35.36	...	1,35.36	13,80.89	(-)47
Total 60	...	1,35.36	...	1,35.36	13,80.89	(-)47
<i>80 General</i>						
001 Direction and Administration	48.24	...
051 Construction	9,09.02	...
Construction of Mizoram House at Vasant Vihar New Delhi	1,65,79.19	229
Other works each costing ₹ 5 crore and less	...	3,97.02	...	3,97.02	1,65,79.19	229

16. DETAILED STATEMENT OF CAPITAL EXPENDITURE BY MINOR HEADS AND SUB HEADS

Nature of Expenditure	Expenditure during 2015-16	Expenditure during 2016-17		Expenditure to end of 2016-17	Per cent Increase (+)/ Decrease (-) during the year
		Non-Plan	State Plan		
(₹ in lakh)					
A. Capital Accounts of General Services - contd.					
4059 Capital Outlay on Public Works - concld.					
<i>80 General -concl.</i>					
051 Construction - concl.	11,05.19	...
Construction of Mizoram Legislative Assembly annexe building
Construction under SPA for State Priority Project	31,65.23	...
Construction of Office Building at Dist.Hqtrs.(5 Nos.) under SPA	7,33.33	...
Construction of Auditorium Buildings at Thenzawl under SPA	4,99.99	...
Construction under SPA for on-going State Priority Project	12,52.31	...
Total 051	1,20.69	...	3,97.02	...	3,97.02
052 Machinery and Equipment	33.20	...
201 Acquisition of Land	1,79.26	...
799 Suspense	7.15	...
800 Other Expenditure	39.23	39.23	...
Total 80	1,20.69	...	4,36.25	...	4,36.25
Total 4059	15,53.51	2.21	7,35.15	14,71.90	22,09.26
				2,42,44.26	229
				2,45,51.33	261
				3,24,77.71	42

16. DETAILED STATEMENT OF CAPITAL EXPENDITURE BY MINOR HEADS AND SUB HEADS

Nature of Expenditure	Expenditure during 2015-16	Expenditure during 2016-17		Expenditure to end of 2016-17	Per cent Increase (+)/ Decrease (-) during the year
		Non-Plan	State Plan		
(₹ in lakh)					
A. Capital Accounts of General Services - conold.					
4070 Capital Outlay on other Administrative Services					
800 Other Expenditure					
Other Works each costing ₹ 5 crore and less	1,93.58	17,56.58	...
Total 800	1,93.58			17,56.58	...
Total 4070	1,93.58	17,56.58	...
Total A. Capital Accounts of General Services	34,19.64	2.21	34,44.22	14,71.90	49,18.33
B. Capital Account of Social Services					
(a) Capital Account of Education, Sports, Art and Culture.					
4202 Capital Outlay on Education, Sports, Art and Culture					
<i>01 General Education</i>					
201 Elementary Education	2,44.57	...
202 Secondary Education	10,93.78	...
203 University and Higher Education					
Other works each costing ₹ 5 crores and less	2,28.87	...	5,15.10	...	5,15.10
Total 203	2,28.87	...	5,15.10	...	5,15.10
205 Languages Development	7,21.66	...
600 General	2,89.36	...

16. DETAILED STATEMENT OF CAPITAL EXPENDITURE BY MINOR HEADS AND SUB HEADS

Nature of Expenditure	Expenditure during 2015-16	Expenditure during 2016-17		Expenditure to end of 2016-17	Per cent Increase (+)/ Decrease (-) during the year
		Non-Plan	State Plan		
(₹ in lakh)					
B. Capital Account of Social Services - Contd.					
(a) Capital Account of Education, Sports, Art and Culture. - Contd.					
4202 Capital Outlay on Education, Sports, Art and Culture - Contd.					
<i>01 General Education - conclud.</i>					
800 Other Expenditure	8,99.39	...	8,17.59	...	30,03.94 (-)9
Other works each costing ₹ 5 crores and less					
Total 800	8,99.39	...	8,17.59	...	30,03.94 (-)9
Total 01	11,28.26	...	13,32.69	...	1,28,93.82 18
<i>02 Technical Education</i>					
103 Technical Schools	13.37 ...
104 Polytechnics	2,10.00	60,19.35 ...
Other Works each costing ₹ 5 crore and less					
Total 104	2,10.00	60,19.35 ...
Total 02	2,10.00	60,32.72 ...
<i>03 Sports and Youth Services</i>					
102 Sports Stadia	6,36.37	...	4,97.78	...	93,75.52 (-)22
Other Works each costing ₹ 5 crore and less					
Total 102	6,36.37	...	4,97.78	...	93,75.52 (-)22

16. DETAILED STATEMENT OF CAPITAL EXPENDITURE BY MINOR HEADS AND SUB HEADS

Nature of Expenditure	Expenditure during 2015-16	Expenditure during 2016-17		Expenditure to end of 2016-17	Per cent Increase (+)/ Decrease (-) during the year
		Non-Plan	State Plan		
(₹ in lakh)					
B. Capital Account of Social Services - contd.					
(a) Capital Account of Education, Sports, Art and Culture - concld.					
4202 Capital Outlay on Education, Sports, Art and Culture - concld.					
<i>03 Sports and Youth Services - concld.</i>					
800 Other Expenditure	5,09.12	22,21.19	...
Total 03	11,45.49	...	4,97.78	4,97.78	(-57)
<i>04 Art and Culture</i>					
102 Promotion of Art and Culture	1,61.11	...
105 Public Libraries	1,61.58	...
106 Museums	7,04.55	...
107 Archaeological Survey of India	50.00	50.00	...
800 Other Expenditure	4,47.50	...	1,78.47	11,25.97	(-60)
Total 04	4,47.50	...	1,78.47	2,28.47	(-49)
Total 4202	29,31.25	...	20,08.94	20,58.94	(-30)
Total (a) Capital Account of Education, Sports, Art and Culture	29,31.25	...	20,08.94	20,58.94	(-30)

16. DETAILED STATEMENT OF CAPITAL EXPENDITURE BY MINOR HEADS AND SUB HEADS

Nature of Expenditure	Expenditure during 2015-16	Expenditure during 2016-17		Expenditure to end of 2016-17	Per cent Increase (+)/ Decrease (-) during the year
		Non-Plan	State Plan		
(₹ in lakh)					
B. Capital Account of Social Services - contd.					
(b) Capital Account of Health and Family Welfare					
4210 Capital Outlay on Medical and Public Health					
<i>01 Urban Health Services</i>					
001 Direction and Administration	22.50	...
103 Central Govt. Health Scheme	63.60	...
104 Medical Stores Depot	51.55	...
110 Hospital and Dispensaries	19,90.28	...
200 Other Health Schemes	53.00	...
Total 01	22,19.06	...
<i>02 Rural Health Services</i>					
102 Subsidiary Health Centres	92.17	...
103 Primary Health Centres	...	12,00.00	31.21	12,31.21	30,69.88
104 Community Health Centres	1,59.75	...
110 Hospitals and Dispensaries	34,55.94	...
Other works each costing ₹ 5 crore and less
Total 110	34,55.94	...
800 Other Expenditure	0.38	...
Total 02	...	12,00.00	31.21	...	12,31.21
				67,78.12	...

16. DETAILED STATEMENT OF CAPITAL EXPENDITURE BY MINOR HEADS AND SUB HEADS

Nature of Expenditure	Expenditure during 2015-16	Expenditure during 2016-17		Expenditure to end of 2016-17	Per cent Increase (+)/ Decrease (-) during the year
		Non-Plan	State Plan		
(₹ in lakh)					
B. Capital Account of Social Services - contd.					
(b) Capital Account of Health and Family Welfare - contd.					
4210 Capital Outlay on Medical and Public Health - concld.					
<i>03 Medical Education Training and Research</i>					
103 Unani	4,42.80	...
105 Allopathy	5,55.99	...	12,20.00	18,58.36	119
800 Other Expenditure	6,00.00	...
Construction of Hostel at MCON	77.77	...
Other Works each costing ₹ 5 crore and less
Total 800	6,77.77	...
Total 03	5,55.99	...	12,20.00	29,78.93	119
<i>04 Public Health</i>					
001 Direction and Administration	78.95	...
101 Prevention and Control of Diseases	3.54	...
107 Public Health Laboratories	8.00	...
200 Other Programmes	5.35	...
Total 04	95.84	...
<i>80 General</i>					
800 Other Expenditure
Other Works each costing ₹ 5 crore and less	5,63.24	...	3,87.66	24,90.40	(-67)
Total 800	5,63.24	...	3,87.66	24,90.40	(-31)
Total 80	5,63.24	...	3,87.66	24,90.40	(-31)
Total 4210	11,19.23	12,00.00	4,18.87	28,38.87	1,45,62.35^[a]

[a] Difference of ₹ 0.01 lakh with last year's progressive figure is due to rectification of printing errors.

16. DETAILED STATEMENT OF CAPITAL EXPENDITURE BY MINOR HEADS AND SUB HEADS

Nature of Expenditure	Expenditure during 2015-16	Expenditure during 2016-17		Expenditure to end of 2016-17	Per cent Increase (+)/ Decrease (-) during the year
		Non-Plan	State Plan		
(₹ in lakh)					
B. Capital Account of Social Services - contd.					
(b) Capital Account of Health and Family Welfare - conclud.					
4211 Capital Outlay on Family Welfare					
101 Rural Family Welfare Service	30.47	...
103 Maternity and Child	21.50	...
800 Other Expenditure	0.17	...
Total 4211	52.14	...
Total (b) Capital Account of Health and Family Welfare	11,19.23	12,00.00	4,18.87	12,20.00	28,38.87
(c) Capital Account of Water Supply, Sanitation, Housing and Urban Development					
4215 Capital Outlay on Water Supply and Sanitation					
<i>01 Water Supply</i>					
001 Direction and Administration	1,41.36	...
101 Urban Water Supply	1,68.00	...
Greater Aizawl Water Supply Scheme-Phase II	18,72.02	...
Greater Champhai Water Supply Schemes	15,30.56	...
Composite N.Kawnpui Water Supply Schemes

[a] Difference of ₹ 0.01 lakh with last year's progressive figure is due to rectification of printing errors.

16. DETAILED STATEMENT OF CAPITAL EXPENDITURE BY MINOR HEADS AND SUB HEADS

Nature of Expenditure	Expenditure during 2015-16	Expenditure during 2016-17		Expenditure to end of 2016-17	Per cent Increase (+)/ Decrease (-) during the year
		Non-Plan	State Plan		
(₹ in lakh)					
B. Capital Account of Social Services - contd.					
(c) Capital Account of Water Supply, Sanitation, Housing and Urban Development - contd.					
4215 Capital Outlay on Water Supply and Sanitation - contd.					
<i>01 Water Supply - contd.</i>					
101 Urban Water Supply - concld.	...	12,20.32	...	12,20.32	3,27,48.65
Other Works each costing ₹ 5 crore and less
Greater Lawngtlai Water Supply Scheme	44.37	10,49.93
Greater Saitual W/S/S (NLCPR)	23.64	1,67.36	...	1,67.36	10,35.33
Urban Water Supply-SPA	40,99.40
Greater Hnahthial Water Supply Scheme	15.88	3,39.65
Urban Water Supply Scheme (NABARD)	7,25.80
Total 101	83.89	13,87.68	...	13,87.68	4,35,69.34
102 Rural Water Supply	15,55.96	16,64.39	...	16,64.39	4,75,44.79
Other works each costing ₹ 5 crore and less	5,20.96
Greater Lawngtlai Water Supply Scheme	18.45	3,87.52
Tuipang Water Supply Scheme	3,91.77	7,44.36
Aibawk Water Supply Scheme

16. DETAILED STATEMENT OF CAPITAL EXPENDITURE BY MINOR HEADS AND SUB HEADS

Nature of Expenditure	Expenditure during 2015-16	Expenditure during 2016-17		Expenditure to end of 2016-17	Per cent Increase (+)/ Decrease (-) during the year		
		Non-Plan	State Plan			CSS/CP	Total
(₹ in lakh)							
B. Capital Account of Social Services - contd.							
(c) Capital Account of Water Supply, Sanitation, Housing and Urban Development - contd.							
4215 Capital Outlay on Water Supply and Sanitation - concld.							
<i>01 Water Supply - concld.</i>							
<i>102 Rural Water Supply - concld.</i>							
National Rural Drinking Water Project (NRDWP)	17,53.22	...	1,48.08	20,42.41	21,90.49	64,67.87	25
Total 102	37,19.40	...	18,12.47	20,42.41	38,54.88	5,56,65.50	4
800 Other Expenditure	5,81.04	...
Total 01	38,03.29	...	32,00.15	20,42.41	52,42.56	9,99,57.24	38
<i>02 Sewerage and Sanitation</i>							
101 Urban Sanitation Services	18,11.95	19
102 Rural Sanitation Services	3,70.75	10,26.01	10,26.01	21,66.89	177
106 Sewerage Services	7,42.78	...
800 Other Expenditure	26.81	...
Total 02	3,70.75	20,52.02	10,26.01	47,48.43	177
Total 4215	41,74.04	...	32,00.15	30,68.42	62,68.57	10,47,05.67	50

16. DETAILED STATEMENT OF CAPITAL EXPENDITURE BY MINOR HEADS AND SUB HEADS

Nature of Expenditure	Expenditure during 2015-16	Expenditure during 2016-17		Expenditure to end of 2016-17	Per cent Increase (+)/ Decrease (-) during the year
		Non-Plan	State Plan		
(₹ in lakh)					
B. Capital Account of Social Services - contd.					
(c) Capital Account of Water Supply, Sanitation, Housing and Urban Development - contd.					
4216 Capital Outlay on Housing					
<i>01 Government Residential Buildings</i>					
106 General Pool Accommodation	9,26.83	...
Other works each costing ₹ 5 crore and less
Total 106	9,26.83	...
700 Other Housing					
Other works each costing ₹ 5 crore and less	5,07.55	6,79.01	...	6,79.01	75,82.14
Construction of Raj Bhawan Complex (FC)	9,50.00	27,00.00
Construction of Additional Secretariat Building (FC)	5,00.00
Construction of Building under SPA for priority project	58,69.92
Total 700	14,57.55	6,79.01	...	6,79.01	1,66,52.06
Total 01	14,57.55	6,79.01	...	6,79.01	1,66,52.06

16. DETAILED STATEMENT OF CAPITAL EXPENDITURE BY MINOR HEADS AND SUB HEADS

Nature of Expenditure	Expenditure during 2015-16	Expenditure during 2016-17		Expenditure to end of 2016-17	Per cent Increase (+)/ Decrease (-) during the year
		Non-Plan	State Plan		
(₹ in lakh)					
B. Capital Account of Social Services - contd.					
(c) Capital Account of Water Supply, Sanitation, Housing and Urban Development - contd.					
4216 Capital Outlay on Housing - concld.					
<i>80 General</i>					
800 Other Expenditure	66.09	...
Total 80	66.09	...
Total 4216	14,57.55	6,79.01	...	6,79.01	53
4217 Capital Outlay on Urban Development					
<i>01 State Capital Development</i>					
001 Direction and Administration	70.00	...
051 Construction					
Other works each costing ₹ 5 crore and less	6,74.52	33,36.02	...	3,13,81.33	395
Construction (JNNURM-Plan)	49,52.06	...
Construction (JNNURM ACA)	55,29.99	...
JNNURM ACA/CSS	28,53.49	...
NERUDP (EAP)	57,31.64	1,05,24.86	...	2,18,58.01	84
AMRUT CSPS/CSS	7,30.00	...	8,40.00	15,70.00	15
Total 051	71,36.16	1,38,60.88	8,40.00	6,81,44.88	106

16. DETAILED STATEMENT OF CAPITAL EXPENDITURE BY MINOR HEADS AND SUB HEADS

Nature of Expenditure	Expenditure during 2015-16	Expenditure during 2016-17		Expenditure to end of 2016-17	Per cent Increase (+)/ Decrease (-) during the year
		Non-Plan	State Plan		
(₹ in lakh)					
B. Capital Account of Social Services - contd.					
(c) Capital Account of Water Supply, Sanitation, Housing and Urban Development - contd.					
4217 Capital Outlay on Urban Development - contd.					
<i>01 State Capital Development - concld.</i>					
052 Machinery and Equipment	40.00	...
800 Other Expenditure	...	6,80.25	...	6,80.25	16,70.17
Total 01	71,36.16	...	1,45,41.13	8,40.00	1,53,81.13
<i>03 Integrated Development of Small and Medium Towns</i>					
051 Construction	5,61.82	78,72.72
800 Other Expenditure	2,28.62
Total 03	5,61.82	81,01.34
<i>04 Slum Area Improvement</i>					
051 Construction	18.12	1,26.44	38,47.59
Total 04	18.12	1,26.44	38,47.59

16. DETAILED STATEMENT OF CAPITAL EXPENDITURE BY MINOR HEADS AND SUB HEADS

Nature of Expenditure	Expenditure during 2015-16	Expenditure during 2016-17		Expenditure to end of 2016-17	Per cent Increase (+)/ Decrease (-) during the year
		Non-Plan	State Plan		
(₹ in lakh)					
B. Capital Account of Social Services - contd.					
(c) Capital Account of Water Supply, Sanitation, Housing and Urban Development- conclud.					
4217 Capital Outlay on Urban Development - conclud.					
<i>05 Other Urban Development Schemes</i>					
051 Construction	1,66.43	...	1,66.43
Other works each costing ₹ 5 crore and less	1,66.43	...	1,66.43
Total 051	1,66.43	...	1,66.43
Total 05	1,66.43	...	1,66.43
<i>60 Other Urban Development Schemes</i>					
051 Construction	2,62.30
800 Other Expenditure	10,25.00	...	3,31.37	...	67,89.13
State's Project Priority Projects/SPA					(-)68
Total 800	10,25.00	...	3,31.37	...	67,89.13
Total 60	10,25.00	...	3,31.37	...	70,51.43
Total 4217	81,79.28	...	1,50,38.93	15,28.26	8,90,91.84
Total (c) Capital Account of Water Supply, Sanitation, Housing and Urban Development	1,38,10.87	...	1,89,18.09	45,96.68	21,14,42.49

16. DETAILED STATEMENT OF CAPITAL EXPENDITURE BY MINOR HEADS AND SUB HEADS

Nature of Expenditure	Expenditure during 2015-16	Expenditure during 2016-17		Expenditure to end of 2016-17	Per cent Increase (+)/ Decrease (-) during the year
		Non-Plan	State Plan		
(₹ in lakh)					
B. Capital Account of Social Services - contd.					
(d) Capital Account of Information and Broadcasting					
4220 Capital Outlay on Information and Publicity					
<i>60 Others</i>					
101 Buildings	5,38.86	...
800 Other Expenditure	13.72	...
Total 60	5,52.58	...
Total 4220	5,52.58	...
Total (d) Capital Account of Information and Broadcasting	5,52.58	...
(e) Capital Account of welfare of Schedule Casts, Scheduled Tribes and other Backward Classes					
4225 Capital Outlay on Welfare of Scheduled Castes, Scheduled Tribes and other Backward Classes					
<i>02 Welfare of Scheduled Tribes</i>					
102 Economic Development	...	40.00	...	40.00	...
Total 02	...	40.00	...	40.00	...
Total 4225	...	40.00	...	40.00	...
Total (e) Capital Account of Welfare of Schedule Casts, Scheduled Tribes and other Backward Classes	...	40.00	...	40.00	...

16. DETAILED STATEMENT OF CAPITAL EXPENDITURE BY MINOR HEADS AND SUB HEADS

Nature of Expenditure	Expenditure during 2015-16	Expenditure during 2016-17			Expenditure to end of 2016-17	Per cent Increase (+)/ Decrease (-) during the year
		Non-Plan	State Plan	CSS/CP		
(₹ in lakh)						
B. Capital Account of Social Services - contd.						
(g) Capital Account of Social Welfare and Nutrition						
4235 Capital Outlay on Social Security and Welfare						
<i>01 Rehabilitation</i>						
800 Other Expenditure						
Construction of Sainik School at Chhingchhip (FC)	20,00.00	20,00.00	...
Construction of Sainik School at Chhingchhip	8,93.66	8,93.66	...
Other Works each costing ₹ 5 crore and less	2,87.95	...	70.92	...	70.92	(-75)
Total 800	31,81.61	...	70.92	...	70.92	(-98)
Total 01	31,81.61	...	70.92	...	70.92	(-98)
<i>02 Social Welfare</i>						
001 Direction and Administration	2,90.56	...
103 Women's Welfare						
Other Works each costing ₹ 5 crore and less	1,52.02	...	1,45.00	...	1,45.00	(-5)
Total 103	1,52.02	...	1,45.00	...	1,45.00	(-5)

16. DETAILED STATEMENT OF CAPITAL EXPENDITURE BY MINOR HEADS AND SUB HEADS

Nature of Expenditure	Expenditure during 2015-16	Expenditure during 2016-17		Expenditure to end of 2016-17	Per cent Increase (+)/ Decrease (-) during the year
		Non-Plan	State Plan		
(₹ in lakh)					
B. Capital Account of Social Services - conclud.					
(g) Capital Account of Social Welfare and Nutrition - conclud.					
4235 Capital Outlay on Social Security and Welfare - conclud.					
02 Social Welfare - conclud.					
800 Other Expenditure	...	51.13	26,09.60	26,60.73	1,00,19.55
Total 02	1,52.02	...	1,96.13	26,09.60	28,05.73
Total 4235	33,33.63	...	2,67.05	26,09.60	28,76.65
Total (g) Capital Account of Social Welfare and Nutrition	33,33.63	...	2,67.05	26,09.60	28,76.65
Total B. Capital Account of Social Services	2,11,94.98	12,00.00	2,16,52.95	84,76.28	3,13,29.23
					28,24,18.26
					48

16. DETAILED STATEMENT OF CAPITAL EXPENDITURE BY MINOR HEADS AND SUB HEADS

Nature of Expenditure	Expenditure during 2015-16	Expenditure during 2016-17			Expenditure to end of 2016-17	Per cent Increase (+)/ Decrease (-) during the year
		Non-Plan	State Plan	CSS/CP		
(₹ in lakh)						
C. Capital Account of Economic Services						
(a) Capital Account of Agriculture and Allied Activities						
4401 Capital Outlay on Crop Husbandry						
001 Direction and Administration	2,58.56	...
101 Farming Co-operatives	6.74	...
102 Food Grains Crops	15,02.96	...
103 Seeds	1,42.04	...
105 Manures and Fertilisers	1,04.72	...
107 Plant Protection	98.41	...
108 Commercial Crops	40.00	...
113 Agricultural Engineering	1,90.86	...
119 Horticulture and Vegetable Crops	17,53.31	...
800 Other Expenditure	17,54.81	...
Total 4401	58,52.41	...
4402 Capital Outlay on Soil and Water Conservation						
203 Land Reclamation and Development	43,57.86	...
800 Other Expenditure	2,23.78	...
Total 4402	45,81.64	...

16. DETAILED STATEMENT OF CAPITAL EXPENDITURE BY MINOR HEADS AND SUB HEADS

Nature of Expenditure	Expenditure during 2015-16	Expenditure during 2016-17			Expenditure to end of 2016-17	Per cent Increase (+)/ Decrease (-) during the year	
		Non-Plan	State Plan	CSS/CP			Total
C. Capital Account of Economic Services - contd.							
(a) Capital Account of Agriculture and Allied Activities - contd.							
4403 Capital Outlay on Animal Husbandry							
001 Direction and Administration	97.77	...	
101 Veterinary Services and Animal Health	71.96	6,46.60	...	
103 Poultry Development	13.30	...	
105 Piggery Development	2,22.78	...	
106 Other Live Stock Development	2.40	...	
107 Fodder and Feed Development	1,77.03	...	
109 Extension and Training	60.67	...	
800 Other Expenditure	
Other Works each costing ₹ 5 crore and less	...	47.93	...	47.93	32,01.34	...	
Animal Slaughter House/NABARD	6,59.00	1,75.51	...	1,75.51	8,34.51	(-73)	
Total 800	6,59.00	2,23.44	...	2,23.44	40,35.85^[a]	(-66)	
Total 4403	7,30.96	2,23.44	...	2,23.44	52,56.40	(-69)	
4404 Capital Outlay on Dairy Development							
102 Dairy Development Projects	48.99	...	
Total 4404	48.99	...	

[a] Difference with last year's progressive figure is due to rectification of printing errors.

16. DETAILED STATEMENT OF CAPITAL EXPENDITURE BY MINOR HEADS AND SUB HEADS

Nature of Expenditure	Expenditure during 2015-16	Expenditure during 2016-17		Expenditure to end of 2016-17	Per cent Increase (+)/ Decrease (-) during the year
		Non-Plan	State Plan		
(₹ in lakh)					
C. Capital Account of Economic Services - contd.					
(a) Capital Account of Agriculture and Allied Activities - contd.					
4405 Capital Outlay on Fisheries					
001 Direction and Administration	98.96	...
101 Inland Fisheries	4,45.63	...
105 Processing, Preservation and Marketing	54.32	...
109 Extension and Training	45.00	...
191 Fishermen's Co-operatives	4.54	...
800 Other Expenditure	1,08.04	...
Other Works each costing ₹ 5 crore and less	35.00
Total 800	35.00	1,08.04	...
Total 4405	35.00	7,56.49	...
4406 Capital Outlay on Forestry and Wild Life					
<i>01 Forestry</i>					
070 Communication and Buildings	1,79.88	...
101 Forest Conservation, Development and Regeneration	5,04.14	...
102 Social and Farm Forestry	7,84.35	...
800 Other Expenditure	11,79.97	...
Total 01	26,48.33	...

16. DETAILED STATEMENT OF CAPITAL EXPENDITURE BY MINOR HEADS AND SUB HEADS

Nature of Expenditure	Expenditure during 2015-16	Expenditure during 2016-17			Expenditure to end of 2016-17	Per cent Increase (+)/ Decrease (-) during the year
		Non-Plan	State Plan	CSS/CP		
(₹ in lakh)						
C. Capital Account of Economic Services - contd.						
(a) Capital Account of Agriculture and Allied Activities - contd.						
4406 Capital Outlay on Forestry and Wild Life - conclud.						
<i>02 Environmental Forestry and Wild Life</i>						
110 Wild Life	4,03.62	...
Total 02	4,03.62	...
Total 4406	30,51.95	...
4408 Capital Outlay on Food Storage and Warehousing						
<i>01 Food</i>						
101 Procurement and Supply	77,19.15	39,05.24	...	39,05.24	9,57,02.70	(-49)
103 Food Processing	5.00	...
Total 01	77,19.15	39,05.24	...	39,05.24	9,57,07.70	(-49)
<i>02 Storage and Warehousing</i>						
101 Rural Godown Programme	2,00.00	...	1,63.83	1,63.83	28,95.07	(-18)
Other Works each costing ₹ 5 crore and less	27,55.29	27,55.29	...
Construction of Godown (NABARD)						
Total 101	29,55.29	...	1,63.83	1,63.83	56,50.36	(-94)
Total 02	29,55.29	...	1,63.83	1,63.83	56,50.36	(-94)
Total 4408	1,06,74.44	39,05.24	...	1,63.83	40,69.07	(-62)

16. DETAILED STATEMENT OF CAPITAL EXPENDITURE BY MINOR HEADS AND SUB HEADS

Nature of Expenditure	Expenditure during 2015-16	Expenditure during 2016-17		Expenditure to end of 2016-17	Per cent Increase (+)/ Decrease (-) during the year
		Non-Plan	State Plan		
(₹ in lakh)					
C. Capital Account of Economic Services - contd.					
(a) Capital Account of Agriculture and Allied Activities - contd.					
4416 Investments in Agricultural Financial Institutions					
190 Investments in Public Sector and Other Undertakings	3.75	...
Total 4416	3.75	...
4425 Capital Outlay on Co-operation					
001 Direction and Administration	1,65.85	...
003 Training	34.00	...
106 Investments in Multi- Purpose Rural Co-operatives	65.92	...
107 Investments in Credit Co-operatives	7,13.01	...
108 Investments in Other Co-operatives	7,25.14	1,34.18	...	1,34.18	19,95.34 (-)82
190 Investments in Public Sector and Other Undertakings	1,23.35	...
277 Education	1,38.82	...
Total 4425	7,25.14	1,34.18	...	1,34.18	32,36.29 (-)82

16. DETAILED STATEMENT OF CAPITAL EXPENDITURE BY MINOR HEADS AND SUB HEADS

Nature of Expenditure	Expenditure during 2015-16	Expenditure during 2016-17		Expenditure to end of 2016-17	Per cent Increase (+)/ Decrease (-) during the year
		Non-Plan	State Plan		
(₹ in lakh)					
C. Capital Account of Economic Services - contd.					
(a) Capital Account of Agriculture and Allied Activities - concld.					
4435 Capital Outlay on other Agricultural Programmes					
<i>01 Marketing and Quality Control</i>					
101 Marketing Facilities	4,82.96	...	52.00	52.00	8,69.60 (-)89
190 Investment in Public Sector and Other Undertakings	94.64	5,71.64 ...
800 Other Expenditure	1,28.07 ...
Total 01	5,77.60	...	52.00	52.00	15,69.31 (-)91
<i>80 General</i>					
800 Other Expenditure	4,30.00 ...
Total 80	4,30.00 ...
Total 4435	5,77.60	...	52.00	52.00	19,99.31 (-)91
Total (a) Capital Account of Agriculture and Allied Activities	1,27,43.14	39,05.24	4,09.62	1,63.83	44,78.69 12,61,45.28 (-)65

16. DETAILED STATEMENT OF CAPITAL EXPENDITURE BY MINOR HEADS AND SUB HEADS

Nature of Expenditure	Expenditure during 2015-16	Expenditure during 2016-17		Expenditure to end of 2016-17	Per cent Increase (+)/ Decrease (-) during the year
		Non-Plan	State Plan		
(₹ in lakh)					
C. Capital Account of Economic Services - contd.					
(b) Capital Account of Rural Development					
4515 Capital Outlay on other Rural Development Programmes					
001 Direction and Administration	90.73	...
101 Panchayati Raj	12.09	...
102 Community Development	...	4,87.61	...	69,74.77	...
103 Rural Development	17.78	1,14.86	...	8,61.63	546
800 Other Expenditure	2,00.00	7,50.57	...
Total 4515	2,17.78	6,02.47	...	81,89.79	177
Total (b) Capital Account of Rural Development	2,17.78	6,02.47	...	81,89.79	177
(c) Capital Account of Special Areas Programme					
4552 Capital Outlay on North Eastern Areas					
008 Power Development	6,75.16	...
009 Roads and Bridges
Construction of Saitual- Saichal-NE Bualpui Road	11,91.29	...

16. DETAILED STATEMENT OF CAPITAL EXPENDITURE BY MINOR HEADS AND SUB HEADS

Nature of Expenditure	Expenditure during 2015-16	Expenditure during 2016-17		Expenditure to end of 2016-17	Per cent Increase (+)/ Decrease (-) during the year
		Non-Plan	State Plan		
(₹ in lakh)					
C. Capital Account of Economic Services - contd.					
(c) Capital Account of Special Areas					
4552 Capital Outlay on North Eastern Areas					
009 Roads and Bridges - concld.
Silchar Dwarband-Phaisen- Buhchang Road	8,82.00	...
Construction of Tlabung- Kawnpui-Chhuat Road	12,27.77	...
Other Works each costing ₹ 5 crore and less	2,60,48.57	...
Total 009	2,93,49.63	...
010 Transport	9,83.35	...
101 Veterinary Service and Animal Health	8.21	...
115 General Administration Department (Aviation)	4,87.55	...
337 Roads Works-State High Ways	1,43.47	...
800 Other Expenditure	2,31.49	...
05 <i>Transmission and Distribution</i>
139 Power and Electrification	5,47.46	...

16. DETAILED STATEMENT OF CAPITAL EXPENDITURE BY MINOR HEADS AND SUB HEADS

Nature of Expenditure	Expenditure during 2015-16	Expenditure during 2016-17		Expenditure to end of 2016-17	Per cent Increase (+)/ Decrease (-) during the year
		Non-Plan	State Plan		
(₹ in lakh)					
C. Capital Account of Economic Services - contd.					
(c) Capital Account of Special Areas					
Programme - contd.					
4552 Capital Outlay on North Eastern Areas - concld.					
<i>05 Transmission and Distribution - concld.</i>					
800 Other Expenditure	17,18.47	...
Other Works each costing ₹ 5 crore and less
Total 800	17,18.47	...
Total 05	22,65.93	...
Total 4552	3,41,44.79	...
4575 Capital Outlay on other Special Programmes					
<i>02 Backward Areas</i>					
101 Border Areas Development Programme	40,90.86	...
Total 02	40,90.86	...
<i>06 Border Area Development</i>					
101 Border Area Development Programme	38,12.00		45,50.00	3,74,73.14	19
Total 101	38,12.00	...	45,50.00	3,74,73.14	19
Total 06	38,12.00	...	45,50.00	3,74,73.14	19

16. DETAILED STATEMENT OF CAPITAL EXPENDITURE BY MINOR HEADS AND SUB HEADS

Nature of Expenditure	Expenditure during 2015-16	Expenditure during 2016-17			Expenditure to end of 2016-17	Per cent Increase (+)/ Decrease (-) during the year
		Non-Plan	State Plan	CSS/CP		
(₹ in lakh)						
C. Capital Account of Economic Services - contd.						
(c) Capital Account of Special Areas Programme - conclud.						
4575 Capital Outlay on other Special Programmes - conclud.						
<i>60 Others</i>						
101 Border Areas Development Programme	10,86.55	...
Total 60	10,86.55	...
Total 4575	38,12.00	45,50.00	4,26,50.55	19
Total (c) Capital Account of Special Areas Programme	38,12.00	45,50.00	7,67,95.34	19
(d) Capital Account of Irrigation and Flood Control						
4701 Capital Outlay on Medium Irrigation						
<i>80 General</i>						
001 Direction and Administration	13.19	...
800 Other Expenditure	83.12	...
Total 80	96.31	...
Total 4701	96.31	...

16. DETAILED STATEMENT OF CAPITAL EXPENDITURE BY MINOR HEADS AND SUB HEADS

Nature of Expenditure	Expenditure during 2015-16	Expenditure during 2016-17		Expenditure to end of 2016-17	Per cent Increase (+)/ Decrease (-) during the year
		Non-Plan	State Plan		
(₹ in lakh)					
C. Capital Account of Economic Services - contd.					
(d) Capital Account of Irrigation and Flood Control - concld.					
4711 Capital Outlay on Flood Control Projects - concld.					
Total 4711	1,46.00	21,03.24	...
Total (d) Capital Account of Irrigation and Flood Control	7,67.10	...	4,00.00	1,98.45	5,98.45
(e) Capital Account of Energy					
4801 Capital Outlay on Power Projects					
<i>01 Hydrel Generation</i>					
001 Direction and Administration	47.47
800 Other Expenditure
Kau-Tlabung M.H.P.	5,24.15
Other Works each costing ₹ 5 crore and less	82.50	...	21,58.12	7,10.00	28,68.12
Serlui 'B' HEP	2,38,02.46
Maicham-II SHP	40,11.36
Serlui 'B' SHP	13,77.80
Maicham II HEP (3MW)	30,58.00
Construction of Serlui 'B' SHP (3x4MW)	6,74.00
	21,96.52
					(-22)

16. DETAILED STATEMENT OF CAPITAL EXPENDITURE BY MINOR HEADS AND SUB HEADS

Nature of Expenditure	Expenditure during 2015-16	Expenditure during 2016-17			Expenditure to end of 2016-17	Per cent Increase (+)/ Decrease (-) during the year
		Non-Plan	State Plan	CSS/CP		
(₹ in lakh)						
C. Capital Account of Economic Services - contd.						
(e) Capital Account of Energy - contd.						
4801 Capital Outlay on Power Projects - contd.						
<i>01 Hydel Generation - conclud.</i>						
<i>800 Other Expenditure - conclud.</i>						
Construction of Tlawva SHP (2X250KW)	44,40.00	...
Survey of Kawlbem SHP	16,00.00	...
R-APDRP/SCA(CSS)	57,50.00	...
Construction of 132kV line S/C Aizawl (Melriat) to Lunglei/NLCPR	13,83.11	...
Construction of Serlui SHP- NABARD	14,72.50	...
Total 800	82.50	...	21,58.12	7,10.00	28,68.12	5,02,89.90
Total 01	82.50	...	21,58.12	7,10.00	28,68.12	5,03,37.37

16. DETAILED STATEMENT OF CAPITAL EXPENDITURE BY MINOR HEADS AND SUB HEADS

Nature of Expenditure	Expenditure during 2015-16	Expenditure during 2016-17		Expenditure to end of 2016-17	Per cent Increase (+)/ Decrease (-) during the year
		Non-Plan	State Plan		
(₹ in lakh)					
C. Capital Account of Economic Services - contd.					
(e) Capital Account of Energy - contd.					
4801 Capital Outlay on Power Projects - contd.					
<i>02 Thermal Power Generation</i>					
800 Other Expenditure	19,40.67	...
Other Works each costing ₹ 5 crore and less
Total 800	19,40.67	...
Total 02	19,40.67	...
<i>04 Diesel/Gas Power Generation</i>					
800 Other Expenditure	47,77.95	...
Other Works each costing ₹ 5 crore and less
Total 800	47,77.95	...
Total 04	47,77.95	...
<i>05 Transmission and Distribution</i>					
800 Other Expenditure	5,43.30	...
Electric equipment	8,71.27	...
132 KV line from Saitual to Darlawn
Serlui "B" SHP	37,14.43	...
Other Works each costing ₹ 5 crore and less	1,85.85	10,95.84	...	4,46,91.64	490

16. DETAILED STATEMENT OF CAPITAL EXPENDITURE BY MINOR HEADS AND SUB HEADS

Nature of Expenditure	Expenditure during 2015-16	Expenditure during 2016-17			Expenditure to end of 2016-17	Per cent Increase (+)/ Decrease (-) during the year
		Non-Plan	State Plan	CSS/CP		
(₹ in lakh)						
C. Capital Account of Economic Services - contd.						
(e) Capital Account of Energy - contd.						
4801 Capital Outlay on Power Projects - contd.						
<i>05 Transmission and Distribution - contd.</i>						
800 Other Expenditure - contd.	6,30.00	...
Improvement of Transmission and Distribution Network within Lunglei Town	5,99.40	...
Improvement of Transmission and Distribution Network within Champhai Circle (Aporp)	16,97.63	...
Consumer Metering in Mizoram	17,41.19	...
Construction of 132 KV, S/C transmission line between Kolasib and Melriat	7,14.35	...
Construction of 132 KV line from Khawzawl to Champhai	10,50.00	...
Equity share for construction of 400KV D/C Pallatana to Bongaigaon	27,58.00	...
APDRP

16. DETAILED STATEMENT OF CAPITAL EXPENDITURE BY MINOR HEADS AND SUB HEADS

Nature of Expenditure	Expenditure during 2015-16	Expenditure during 2016-17		Expenditure to end of 2016-17	Per cent Increase (+)/ Decrease (-) during the year
		Non-Plan	State Plan		
(₹ in lakh)					
C. Capital Account of Economic Services - contd.					
(e) Capital Account of Energy - contd.					
4801 Capital Outlay on Power Projects - contd.					
<i>05 Transmission and Distribution - conclud.</i>					
800 Other Expenditure-conclud.					
Construction of 33kv S/C Transmission Line (Tower Type) Lawngtlai to Saiha	4,88.15	...
Construction of New 132KV S/S for shifting of 132kv Zuangtui	7,77.78	...
Transmission line (ACA/SPA)	34,44.07	...
Distribution (ACA/SPA)	19,14.79	...
Construction of Transmission Line Transformation (ACA/SPA)	17,26.42	...
North Eastern Areas	10,96.79	9,95.92	...
APDRP (CSS)	14,62.00	26,72.02	...
R-APDRP (PCF)	24,05.00	14,62.00	...
Construction of 132KV line S/C Aizawl (Melriat) to Lunglei NLCPR	15,03.08	24,05.00	...
		15,03.08	...
Total 800	66,52.72	...	10,95.84	...	10,95.84
Total 05	66,52.72	...	10,95.84	...	7,64,00.44
					(-) 84
					(-) 84

16. DETAILED STATEMENT OF CAPITAL EXPENDITURE BY MINOR HEADS AND SUB HEADS

Nature of Expenditure	Expenditure during 2015-16	Expenditure during 2016-17		Expenditure to end of 2016-17	Per cent Increase (+)/ Decrease (-) during the year
		Non-Plan	State Plan		
(₹ in lakh)					
C. Capital Account of Economic Services - contd.					
(e) Capital Account of Energy - concld.					
4801 Capital Outlay on Power Projects - concld.					
<i>06 Rural Electrification</i>					
800 Other Expenditure					
Other Works each costing ₹ 5 crore and less	...	1,52.40	2,06.71	3,59.11	1,61,69.17
REC for Rajiv Gandhi Gramin Vidhyut Yojana	12,50.77
Total 800	...	1,52.40	2,06.71	3,59.11	1,74,19.94
Total 06	...	1,52.40	2,06.71	3,59.11	1,74,19.94
Total 4801	67,35.22	...	34,06.36	43,23.07	15,08,76.37
4810 Capital Outlay on New and Renewable Energy^[a]					
Total 4810	1,96.12
Total (e) Capital Account of Energy	67,35.22	...	34,06.36	43,23.07	15,10,72.49
					(-36)

[a] ₹ 1,96.12 lakh was under Minor Head 102 Solar (as per old classification).

16. DETAILED STATEMENT OF CAPITAL EXPENDITURE BY MINOR HEADS AND SUB HEADS

Nature of Expenditure	Expenditure during 2015-16	Expenditure during 2016-17		Expenditure to end of 2016-17	Per cent Increase (+)/ Decrease (-) during the year
		Non-Plan	State Plan		
(₹ in lakh)					
C. Capital Account of Economic Services - contd.					
(f) Capital Account of Industry and Minerals					
4851 Capital Outlay on Village and Small Industries					
101 Industrial Estates	10,24.83	...
102 Small Scale Industries	49,26.91	...
103 Handloom Industries	2,06.80	...
107 Sericulture Industries	1,01.69	...
800 Other Expenditure	3,80.16	...
Total 4851	66,40.39	...
4852 Capital Outlay on Iron and Steel Industries					
<i>02 Manufacture</i>					
800 Other Expenditure	2.39	...
Total 02	2.39	...
Total 4852	2.39	...

16. DETAILED STATEMENT OF CAPITAL EXPENDITURE BY MINOR HEADS AND SUB HEADS

Nature of Expenditure	Expenditure during 2015-16	Expenditure during 2016-17		Expenditure to end of 2016-17	Per cent Increase (+)/ Decrease (-) during the year
		Non-Plan	State Plan		
(₹ in lakh)					
C. Capital Account of Economic Services - contd.					
(f) Capital Account of Industry and Minerals - conclud.					
4853 Capital Outlay on Non-Ferrous Mining and Metallurgical Industries					
<i>02 Non-Ferrous Metals</i>					
800 Other Expenditure	37.02	...
Total 02	37.02	...
Total 4853	37.02	...
4885 Other Capital Outlay on Industries and Minerals					
<i>60 Others</i>					
800 Other Expenditure	76.75	...
Total 60	76.75	...
Total 4885	76.75	...
Total (f) Capital Account of Industry and Minerals	67,56.55	...

16. DETAILED STATEMENT OF CAPITAL EXPENDITURE BY MINOR HEADS AND SUB HEADS

Nature of Expenditure	Expenditure during 2015-16	Expenditure during 2016-17		Expenditure to end of 2016-17	Per cent Increase (+)/ Decrease (-) during the year
		Non-Plan	State Plan		
(₹ in lakh)					
C. Capital Account of Economic Services - contd.					
(g) Capital Account of Transport					
5053 Capital Outlay on Civil Aviation					
<i>60 Other Aeronautical Services</i>					
001 Direction and Administration	66.26	...
101 Communications
Other Works each costing ₹ 5 crore and less	4,77.99	2,75.73	...	1,28,38.40	(-42)
Total 60	4,77.99	2,75.73	...	1,29,04.66	(-42)
Total 5053	4,77.99	2,75.73	...	1,29,04.66	(-42)
5054 Capital Outlay on Roads and Bridges					
<i>01 National Highways</i>					
101 Permanent Bridges	0.48	...
337 Roads Works	32,21.89	...
Other Works each costing ₹ 5 crore and less	4,14.41	...
Improvement of Riding Quality from km 93/00 to 113/00 of NH 44A
Total 337	36,36.30	...
800 Other Expenditure	32,82.06	...
Total 01	69,18.84	...

16. DETAILED STATEMENT OF CAPITAL EXPENDITURE BY MINOR HEADS AND SUB HEADS

Nature of Expenditure	Expenditure during 2015-16	Expenditure during 2016-17		Expenditure to end of 2016-17	Per cent Increase (+)/ Decrease (-) during the year
		Non-Plan	State Plan		
(₹ in lakh)					
C. Capital Account of Economic Services - contd.					
(g) Capital Account of Transport - contd.					
5054 Capital Outlay on Roads and Bridges - contd.					
<i>03 State Highways</i>					
052 Machinery and Equipment	5,50.77	...
337 Road Works
Mizoram State Road Project (EAP)	12,52.36	...
Other Works each costing ₹ 5 crore and less	3,51,30.30	...
World Bank funded Mizoram State load Project	1,36,96.00	...
Widening from intermediate two lane carriage way to two lane carriage way in the stretch from km 28/0 to km 42/0	8,36.11	...
Widening to 2-lane with geometric improvement of NH 154 from km 89/00-105/00 in Mizoram	6,48.24	...
Widening to 2-lane with geometric improvement of NH 154 from km 119/00-147/00 in Mizoram	15,23.05	...
Widening to 2-lane with geometric improvement of NH 154 from km 133/00-147/789 in Mizoram	17,89.74	...

16. DETAILED STATEMENT OF CAPITAL EXPENDITURE BY MINOR HEADS AND SUB HEADS

Nature of Expenditure	Expenditure during 2015-16	Expenditure during 2016-17		Expenditure to end of 2016-17	Per cent Increase (+)/ Decrease (-) during the year
		Non-Plan	State Plan		
(₹ in lakh)					
C. Capital Account of Economic Services - contd.					
(g) Capital Account of Transport - contd.					
5054 Capital Outlay on Roads and Bridges - contd.					
<i>03 State Highways - conclud.</i>					
337 Road Works - conclud.
Widening to 2-lane with geometric improvement of NH 154 from km 118/00-133/00 in Mizoram	5,63.76	...
Total 337	5,54,39.56	...
800 Other Expenditure	70,34.95	...
Total 03	6,30,25.28	...
<i>04 District and Other Roads</i>					
101 Bridges	6,36.67	...	2,63.28	...	2,63.28
337 Roads Works
Other Works each costing ₹ 5 crore and less	54.71	...	75.04	...	75.04
Control of Erosion/Land Slide/Land subsidence at various plaices of Roads
				18,64.26	(-)59
				78,08.16	37
				5,47.00	...

16. DETAILED STATEMENT OF CAPITAL EXPENDITURE BY MINOR HEADS AND SUB HEADS

Nature of Expenditure	Expenditure during 2015-16	Expenditure during 2016-17		Expenditure to end of 2016-17	Per cent Increase (+)/ Decrease (-) during the year
		Non-Plan	State Plan		
(₹ in lakh)					
C. Capital Account of Economic Services - contd.					
(g) Capital Account of Transport - contd.					
5054 Capital Outlay on Roads and Bridges - contd.					
<i>04 District and Other Roads - contd.</i>					
337 Roads Works - concld.					
Control of Erosion/ Land Slide/ Land subsidence in three Localities (Zuangtui, Zemabawk & Dinthar) Aizawl	5,61.19	...
Construction of Roads under EAP-WB	78,70.00	1,80,39.00	...	1,80,39.00	129
Total 337	79,24.71	1,81,14.04	...	1,81,14.04	129
800 Other Expenditure					
Construction of Aizawl - Reiek - W. Lungdar Road	5,03.16	...
Construction of Rawpuichhip to Buarpui Road	10,18.88	...
Other Works each costing ₹ 5 crore and less	14,67.95	27,59.50	...	27,59.50	88
Construction of Kingtown	11,68.29	...

16. DETAILED STATEMENT OF CAPITAL EXPENDITURE BY MINOR HEADS AND SUB HEADS

Nature of Expenditure	Expenditure during 2015-16	Expenditure during 2016-17		Expenditure to end of 2016-17	Per cent Increase (+)/ Decrease (-) during the year
		Non-Plan	State Plan		
(₹ in lakh)					
C. Capital Account of Economic Services - contd.					
(g) Capital Account of Transport - contd.					
5054 Capital Outlay on Roads and Bridges - contd.					
<i>04 District and Other Roads - contd.</i>					
800 Other Expenditure - contd.					
Construction of Bamboo Link Road from Tutorial to Burkpui Ph-I	7,05.29	...
Construction of Bamboo Link Road from Tutorial to Burkpui Ph II	14,33.48	...
Construction of a new 2-lane highway from km 0.00 NH-54 near Lawngtlai to km 38.00 in Mizoram to support Kaladan Multi Model Transit Transport Project	22,00.00	...
Construction of Roads under NABARD	12,87.00	29,73.56	...	29,73.56	131
Construction of Roads for Priority Projects(SPA)	74,77.05	...
Construction of Roads within Aizawl City/SCA	1,01.60	...
Construction of Town & Villages road/SCA	10,87.18	...

16. DETAILED STATEMENT OF CAPITAL EXPENDITURE BY MINOR HEADS AND SUB HEADS

Nature of Expenditure	Expenditure during 2015-16	Expenditure during 2016-17		Expenditure to end of 2016-17	Per cent Increase (+)/ Decrease (-) during the year
		Non-Plan	State Plan		
(₹ in lakh)					
C. Capital Account of Economic Services - contd.					
(g) Capital Account of Transport - contd.					
5054 Capital Outlay on Roads and Bridges - contd.					
<i>04 District and Other Roads - conclud.</i>					
800 Other Expenditure - conclud.	67,98.01	...	85,97.99
North East Road Programme Serchhip to Buarpui Road)-(EAP-ADB	4,56.00	7,91.00	12,47.00
Construction of Roads - CRF SMS for EAP-ADB	26,10.52	26,10.52
Total 800	53,65.47	...	1,29,87.07	7,91.00	1,37,78.07
Total 04	1,39,26.85	...	3,13,64.39	7,91.00	3,21,55.39
<i>05 Roads & Bridges</i>					
377 Road Works/NEA
Upgradation of Saitual Phullen Road	8,94.67
Upgradation of Thanlon Singhat Road	15,55.56
Upgradation of Mamit Bairabi Road	3,67.78
Other Works each costing ₹ 5 crore and less	16,96.50	...	10,66.28	...	1,18,79.97
Upgradation of Serkhan - Bagha Road	44,24.92
Construction of Saitual- Saichal Road (NEA)	11,88.80
Upgradation of Thalon-Singhat (Ngopa-Tuivai) Road (NEA)	24,22.01
					(-)37

[a] Difference of ₹ 0.01 lakh with last year's closing balance is due to rectification of printing errors.

16. DETAILED STATEMENT OF CAPITAL EXPENDITURE BY MINOR HEADS AND SUB HEADS

Nature of Expenditure	Expenditure during 2015-16	Expenditure during 2016-17		Expenditure to end of 2016-17	Per cent Increase (+)/ Decrease (-) during the year
		Non-Plan	State Plan		
(₹ in lakh)					
C. Capital Account of Economic Services - contd.					
(g) Capital Account of Transport - contd.					
5054 Capital Outlay on Roads and Bridges - concld.					
<i>05 Roads & Bridges - concld.</i>					
<i>377 Road Works/NEA - concld.</i>					
Upgradation of KDZKT	14,44.44	...
Construction of Saitual - Phullen Road (NEA)	1,22.00	...
Construction of Retaining Wall at Dawrpui Vengthar Cemetery (NEA)	67.54	...
Construction of Keitum- Artahkawn Road (NEA)	77.00	...
Upgradation of Silchar- Dwarban-Goglachera to Phaisen Road (NEA)	1,31.20	...
North Eastern Areas	38,25.69	...	37,50.00	...	75,75.69 (-2)
Total 377	55,22.19	...	48,16.28	...	48,16.28 3,21,51.58 (-13)
Total 05	55,22.19	...	48,16.28	...	48,16.28 3,21,51.58 (-13)
<i>80 General</i>					
001 Direction and Administration	2.31
Total 80	2.31
Total 5054	1,94,49.04	...	3,61,80.67	7,91.00	3,69,71.67 24,15,18.35 90

16. DETAILED STATEMENT OF CAPITAL EXPENDITURE BY MINOR HEADS AND SUB HEADS

Nature of Expenditure	Expenditure during 2015-16	Expenditure during 2016-17		Expenditure to end of 2016-17	Per cent Increase (+)/ Decrease (-) during the year
		Non-Plan	State Plan		
(₹ in lakh)					
C. Capital Account of Economic Services - contd.					
(g) Capital Account of Transport - concld.					
5055 Capital Outlay on Road Transport					
050 Lands and Buildings	1,34.20	3,12.43	...
Other works each costing ₹ 5 crores and less
Total 050	1,34.20	3,12.43	...
102 Acquisition of Fleet	...	1,43.88	...	17,63.17	...
103 Workshop Facilities	1,83.55	...
800 Other Expenditure	20,22.66	...
Total 5055	1,34.20	...	1,43.88	42,81.81	7
5056 Capital Outlay on Inland and Water Transport					
800 Other Expenditure	5,27.90	...
Total 5056	5,27.90	...
Total (g) Capital Account of Transport	2,00,61.23	...	3,66,00.28	7,91.00	3,73,91.28
(j) Capital Account of General Economic Services					
5452 Capital Outlay on Tourism					
<i>01 Tourist Infrastructure</i>					
101 Tourist Centre	1,53.00	...
102 Tourist Accommodation	21,45.52	1,02.07	28,47.28	1,39,69.55	37
800 Other Expenditure	10.91	...
Total 01	21,45.52	...	1,02.07	28,47.28	29,49.35
				1,41,33.46	37

16. DETAILED STATEMENT OF CAPITAL EXPENDITURE BY MINOR HEADS AND SUB HEADS

Nature of Expenditure	Expenditure during 2015-16	Expenditure during 2016-17		Expenditure to end of 2016-17	Per cent Increase (+)/ Decrease (-) during the year
		Non-Plan	State Plan		
(₹ in lakh)					
C. Capital Account of Economic Services - conclud.					
(j) Capital Account of General Economic Services - conclud.					
5452 Capital Outlay on Tourism - conclud.
<i>80 General</i>
104 Promotion and Publicity	24.48	...
Total 80	24.48	...
Total 5452	21,45.52	...	1,02.07	28,47.28	29,49.35
5475 Capital Outlay on other General Economic Services
112 Statistics	2.19	...
Total 5475	2.19	...
Total (j) Capital Account of General Economic Services	21,45.52	...	1,02.07	28,47.28	29,49.35
Total C. Capital Account of Economic Services	4,64,81.99	39,05.24	4,15,20.80	94,67.27	5,48,93.31
Grand Total	7,10,96.61	51,07.45	6,66,17.97	1,94,15.45	9,11,40.87
				1,01,47,46.03	28

17. DETAILED STATEMENT OF BORROWINGS AND OTHER LIABILITIES

(a) Statement of Public Debt and other obligations

Description of Debt	Balance as on 1 April 2016	Additions during the year	Discharges during the year	Balance as on 31 March 2017	Net	
					Increase (+)/ Decrease (-)	In rupees In per cent
(₹ in lakh)						
E. Public Debt						
6003 Internal Debt of the State Government						
101 Market Loans	16,03,61.81	6,71,95.41	2,04,61.00	20,70,96.22	4,67,34.41	29 1,75,82.37
103 Loans from Life Insurance Corporation of India	(-4,84.55	...	23,66.61	(-)28,51.16	(-)23,66.61	488 15,67.73
104 Loans from General Insurance Corporation of India	7.07	7.07
105 Loans from the National Bank for Agricultural and Rural Development	2,21,28.43	62,47.04	44,10.76	2,39,64.71	18,36.28	8 16,86.12
106 Compensation and other Bonds	2,27.83	2,27.83
108 Loans from National Co-operative Development Corporation	19,00.95	14,25.11	1,61.25	31,64.81	12,63.86	66 2,45.15
109 Loans from Other Institutions	26,09.31	...	3,62.42	22,46.89	(-)3,62.42	(-)14 45.23
110 Ways and Means Advances from the Reserve Bank of India	(-)17,50.74	(-)17,50.74 3,61.21

17. DETAILED STATEMENT OF BORROWINGS AND OTHER LIABILITIES

Description of Debt	(a) Statement of Public Debt and other obligations					
	Balance as on 1 April 2016	Additions during the year	Discharges during the year	Balance as on 31 March 2017	Net	
					Increase (+)/ Decrease (-)	Interest paid
					In rupees	In per cent
(₹ in lakh)						
E. Public Debt - contd.						
6003 Internal Debt of the State Government -concl'd.						
111 Special Securities issued to National Small Savings Fund of the Central Government	2,33,19.84	...	14,32.60	2,18,87.24	(-)14,32.60	(-)6 22,50.24
800 Other Loans	81,97.14	81,97.14
Total 6003	21,65,17.09	7,48,67.56	2,91,94.64	26,21,90.01	4,56,72.92	21 2,37,38.05
6004 Loans and Advances from the Central Government						
<i>01 Non-Plan Loans</i>						
101 Loans to Cover Gap in Resources	34,05.75 ^[a]	34,05.75
102 Share of Small Savings Collections	3,60.23	3,60.23
201 Loans for House Building Advances	1,11.35	1,11.35
800 Other Loans	2,28.10	2,28.10
Total 01	41,05.43	41,05.43

[a] Difference of ₹ 0.01 lakh with last year's closing balance is due to rectification of printing errors.

17. DETAILED STATEMENT OF BORROWINGS AND OTHER LIABILITIES

Description of Debt	(a) Statement of Public Debt and other obligations					
	Balance as on 1 April 2016	Additions during the year	Discharges during the year	Balance as on 31 March 2017	Net	
					Increase (+)/ Decrease (-)	Interest paid
					In rupees	In per cent
(₹ in lakh)						
E. Public Debt - conclud.						
6004 Loans and Advances from the Central Government - conclud.						
<i>02 Loans for State/Union Territory Plan Schemes</i>						
101 Block Loans	2,31,11.03	6,83.75	20,97.34	2,16,97.44	(-)14,13.59	(-)6 19,87.98
800 Other Loans	68.49	68.49
Total 02	2,31,79.52	6,83.75	20,97.34	2,17,65.93	(-)14,13.59	(-)6 19,87.98
<i>03 Loans for Central plan Schemes</i>						
321 Village and Small Industries	1.50	1.50
Total 03	1.50	1.50
<i>04 Loans for Centrally Sponsored Plan Schemes</i>						
800 Other Loans	16,77.41	16,77.41
Total 04	16,77.41	16,77.41
<i>05 Loans for Special Schemes</i>						
101 Schemes of North Eastern Council	15,69.07	15,69.07
Total 05	15,69.07	15,69.07
Total 6004	3,05,32.93	6,83.75	20,97.34	2,91,19.34	(-)14,13.59	(-)5 19,87.98
Total E. Public Debt	24,70,50.02^[a]	7,55,51.31	3,12,91.98	29,13,09.35	4,42,59.33	18 2,57,26.03

[a] Difference of ₹ 0.02 lakh with last year's closing balance is due to rectification of printing errors.

17. DETAILED STATEMENT OF BORROWINGS AND OTHER LIABILITIES

Description of Debt	(a) Statement of Public Debt and other obligations					
	Balance as on 1 April 2016	Additions during the year	Discharges during the year	Balance as on 31 March 2017	Net	
					Increase (+)/ Decrease (-)	Interest paid
	In rupees				In per cent	
(₹ in lakh)						
I. Small Savings, Provident Funds etc.						
(b) State Provident Funds						
8009 State Provident Funds						
<i>01 Civil</i>						
101 General Provident Fund	27,77,87.04	8,20,94.18	7,59,01.08	28,39,80.14	61,93.10	2 ...
Total (b) State Provident Funds	27,77,87.04	8,20,94.18	7,59,01.08	28,39,80.14	61,93.10	2 ...
(c) Other Accounts						
8011 Insurance and Pension Funds	80,71.38	16,26.35	15,44.35	81,53.38	82.00	1 ...
Total (c) Other Accounts	80,71.38	16,26.35	15,44.35	81,53.38	82.00	1 ...
Total I. Small Savings, Provident Funds etc.	28,58,58.42	8,37,20.53	7,74,45.43	29,21,33.52	62,75.10	2 ...
J. Reserve Fund						
(a) Reserve Funds bearing Interest						
8121 General and Other Reserve Funds	81.25	10,15.00	15,75.48	(-)4,79.23	(-)5,60.48	(-)690 ...
Total (a) Reserve Funds bearing Interest	81.25	10,15.00	15,75.48	(-)4,79.23	(-)5,60.48	(-)690 ...
(b) Reserve Funds not bearing Interest						
8222 Sinking Funds	...	31,30.00	31,30.00

17. DETAILED STATEMENT OF BORROWINGS AND OTHER LIABILITIES

Description of Debt	(a) Statement of Public Debt and other obligations					
	Balance as on 1 April 2016	Additions during the year	Discharges during the year	Balance as on 31 March 2017	Net	
					Increase (+)/ Decrease (-)	In rupees In per cent
(₹ in lakh)						
J. Reserve Fund - conclud.						
(b) Reserve Funds not bearing Interest - conclud.						
8235 General and Other Reserve Funds	6,51.98	2,00.00	2,00.00	6,51.98
Total (b) Reserve Funds not bearing Interest	6,51.98	33,30.00	33,30.00	6,51.98
Total J. Reserve Fund	7,33.23	43,45.00	49,05.48	1,72.75	(-),5,60.48	(-),76
K. Deposit and Advances						
(a) Deposit bearing Interest						
8336 Civil Deposits	4.89	4.89
8342 Other Deposits	2,50.12	2,50.12
Total (a) Deposit bearing Interest	2,55.01	2,55.01
(b) Deposit not bearing Interest						
8443 Civil Deposits	10,68,41.50	6,96,24.19	8,78,36.87	8,86,28.82	(-),1,82,12.68	(-),17
8449 Other Deposits	0.83	0.83
Total (b) Deposit not bearing Interest	10,68,42.33	6,96,24.19	8,78,36.87	8,86,29.65	(-),1,82,12.68	(-),17
Total K. Deposit and Advances	10,70,97.34	6,96,24.19	8,78,36.87	8,88,84.66	(-),1,82,12.68	(-),17
Grand Total	64,07,39.01^[a]	23,32,41.03	20,14,79.76	67,25,00.28	3,17,61.27	5

[a] Difference of ₹ 0.02 lakh with last year's closing balance is due to rectification of printing errors.

ANNEXURE TO STATEMENT NO. 17

Description of Debt	When raised	Balance as on 1 April 2016	Additions during the year	Discharges during the year	Balance as on 31 March 2017
E. Public Debt					
6003 Internal Debt of the State					
101 Market Loans					
Market Loan bearing interest					
(a) Market Loan Bearing Interest 5.90%	2003-04	33,05.00	...	33,05.00	...
Mizoram State Development Loan 2017					
Market Loan bearing interest 7.20%	2004-05	46,82.00	...	46,82.00	...
Mizoram State Development Loan 2017					
8.05% Mizoram Govt. Stock 2016	2006-07	15,00.00	...	15,00.00	...
8.65% Mizoram Govt. Stock 2016	2006-07	19,02.00	...	19,02.00	...
7.82% Mizoram Govt. Stock 2016	2006-07	20,52.00	...	20,52.00	...
8.39% Mizoram Govt. Stock 2017	2006-07	70,20.00	...	70,20.00	...
8.25% Mizoram Govt. Stock 2018	2007-08	42,17.50	42,17.50
8.30% Mizoram G.S. 2017	2007-08	47,00.00	47,00.00
7.35% Mizoram Govt. Stock 2017	2007-08	28,84.00	28,84.00
8.42% Mizoram Govt. Stock 2017	2007-08	28,85.00	28,85.00
9.44% Mizoram Govt. Stock 2018	2008-09	59,60.00	59,60.00
8.55% Mizoram Govt. Stock 2021	2010-11	40,00.00	40,00.00
8.47% Mizoram Govt. Stock 2021	2010-11	50,00.00	50,00.00
8.40% Mizoram Govt. Stock 2021	2010-11	76,65.00	76,65.00
8.52% Mizoram Govt. Stock 2020	2010-11	1,00,00.00	1,00,00.00
8.93% Mizoram Govt. Stock 2022	2011-12	50,00.00	50,00.00
8.95% Mizoram Govt. Stocks 2022	2012-13	50,00.00	50,00.00
9.16% Mizoram Govt. Stocks 2022	2012-13	65,00.00	65,00.00
8.55% Mizoram Govt. Stock 2023	2012-13	70,75.00	70,75.00
Market Loan bearing interest 7.76%	2013-14	50,00.00	50,00.00
Mizoram State Development Loan 2023					

(₹ in lakh)

ANNEXURE TO STATEMENT NO. 17

Description of Debt	When raised	Balance as on 1 April 2016	Additions during the year	Discharges during the year	Balance as on 31 March 2017
(₹ in lakh)					
E. Public Debt - contd.					
6003 Internal Debt of the State - contd.					
101 Market Loans - contd.					
(a) Market Loans bearing interest - contd.					
Market Loan bearing interest 9.52% Mizoram State Development Loan 2023	2013-14	60,05.80	60,05.80
Market Loan Bearing Interest 9.72% Mizoram State Development Loan 2024	2013-14	50,00.00	50,00.00
Market Loan Bearing Interest 8.50% Mizoram State Development Loan 2023	2013-14	80,00.00	80,00.00
Market Loan Bearing Interest 7.93% Mizoram State Development Loan 2023	2013-14	20,00.00	20,00.00
Market Loan Bearing Interest 8.46% Mizoram State Development Loan 2024	2014-15	20,00.00	20,00.00
Market Loan Bearing Interest 8.89% Mizoram State Development Loan 2024	2014-15	50,00.00	50,00.00
Market Loan Bearing Interest 8.27% Mizoram State Development Loan 2024	2014-15	1,00,03.53	1,00,03.53
Market Loan Bearing Interest 9.41% Mizoram State Development Loan 2024	2014-15	20,00.00	20,00.00
Market Loan Bearing Interest 9.25% Mizoram State Development Loan 2024	2014-15	20,00.00	20,00.00
Market Loan Bearing Interest 8.85% Mizoram State Development Loan 2024	2014-15	20,00.35	20,00.35

ANNEXURE TO STATEMENT NO. 17

Description of Debt	When raised	Balance as on 1 April 2016	Additions during the year	Discharges during the year	Balance as on 31 March 2017
(₹ in lakh)					
E. Public Debt - contd.					
6003 Internal Debt of the State - contd.					
101 Market Loans - conclud.					
(a) Market Loans bearing interest - conclud.					
Market Loan Bearing Interest 8.16%	2015-16	60,00.00	60,00.00
Mizoram State Development Loan 2025					
Market Loan Bearing Interest 8.19%	2015-16	65,00.00	65,00.00
Mizoram State Development Loan 2026					
Market Loan Bearing interest 8.23%	2015-16	75,04.63	75,04.63
Mizoram State Development Load 2025					
Market Loan Bearing Interest 8.05%	2016-17	...	50,00.00	...	50,00.00
Mizoram State Development Loan 2026					
Market Loan Bearing Interest 7.21%	2016-17	...	1,20,00.00	...	1,20,00.00
Mizoram State Development Loan 2026					
8.15 % Mizoram Govt. Stock 2019	2016-17	...	96,58.00	...	96,58.00
8.24 % Mizoram Govt. Stock 2019	2016-17	...	1,01,30.05	...	1,01,30.04
8.41 % Mizoram Govt. Stock 2020	2016-17	...	54,02.36	...	54,02.36
8.45 % Mizoram Govt. Stock 2021	2016-17	...	1,50,00.00	...	1,50,00.00
8.61 % Mizoram Govt. Stock 2021	2016-17	...	1,00,05.00	...	1,00,05.00
Total (a) Market Loans bearing interest		16,03,61.81	6,71,95.41	2,04,61.00	20,70,96.22
Total 101 Market Loans		16,03,61.81	6,71,95.41	2,04,61.00	20,70,96.22
103 Loans from Life Insurance Corporation of India		(-)4,84.55	...	23,66.61	(-)28,51.16
104 Loans from General Insurance Corporation of India		7.07	7.07
105 Loans from the National Bank for Agricultural and Rural Development		2,21,28.43	62,47.04	44,10.76	2,39,64.71

ANNEXURE TO STATEMENT NO. 17

Description of Debt	When raised	Balance as on 1 April 2016	Additions during the year	Discharges during the year	Balance as on 31 March 2017
(₹ in lakh)					
E. Public Debt - contd.					
6003 Internal Debt of the State - conold.					
106 Compensation and other Bonds					
8.50% Govt. of Mizoram Power Bonds April 2016	2003-04	2,27.83	2,27.83
Total 106 Compensation and other Bonds		2,27.83	2,27.83
108 Loans from National Co-operative Development Corporation		19,00.95	14,25.11	1,61.25	31,64.81
109 Loans from Other Institutions		26,09.31	...	3,62.42	22,46.89
110 Ways and Means Advances from the Reserve Bank of India		(-)17,50.74	(-)17,50.74
111 Special Securities issued to National Small Savings Fund of the Central Government		2,33,19.84	...	14,32.60	2,18,87.24
800 Other Loans		81,97.14	81,97.14
Total 6003		21,65,17.09	7,48,67.56	2,91,94.64	26,21,90.01
6004 Loans and Advances from the Central Government					
<i>01 Non-Plan Loans</i>					
101 Loans to Cover Gap in Resources		34,05.75	34,05.75
102 Share of Small Savings Collections		3,60.23	3,60.23
201 Loans for House Building Advances		1,11.35	1,11.35
800 Other Loans		2,28.10	2,28.10
Total 01 Non-Plan Loans		41,05.43	41,05.43

ANNEXURE TO STATEMENT NO. 17

Description of Debt	When raised	Balance as on 1 April 2016	Additions during the year	Discharges during the year	Balance as on 31 March 2017
(₹ in lakh)					
E. Public Debt - contd.					
6004 Loans and Advances from the Central Government - contd.					
<i>02 Loans for State/Union Territory Plan Schemes</i>					
101 Block Loans		2,31,11.03	6,83.75	20,97.34	2,16,97.44
800 Other Loans		68.49	68.49
Total 02 Loans for State/Union Territory Plan Schemes		2,31,79.52	6,83.75	20,97.34	2,17,65.93
<i>03 Loans for Central plan Schemes</i>					
321 Village and Small Industries		1.50	1.50
Total 03 Loans for Central plan Schemes		1.50	1.50
<i>04 Loans for Centrally Sponsored Plan Schemes</i>					
800 Other Loans					
Education, Art and Culture-Other Loans		3.02	3.02
Central Assistance for State Plan Schemes		20.21	20.21
Village and Small Industries		8.37	8.37
Loans for Urban Consumer Co-operatives		1.56	1.56
Road and Bridges of Inter-State Road Development		4,68.26	4,68.26
Minor Irrigation and Soil Conservations Scheme		15.42	15.42
Integrated Soil and Water Conservation Scheme		10.14	10.14
District Industrial Centre		0.02	0.02
Housing and Urban Development		23.28	23.28
Co-operative loans for Women		28.50	28.50
Special Schemes for SC/ST		6.17	6.17

ANNEXURE TO STATEMENT NO. 17

Description of Debt	When raised	Balance as on 1 April 2016	Additions during the year	Discharges during the year	Balance as on 31 March 2017
(₹ in lakh)					
E. Public Debt - conclud.					
6004 Loans and Advances from the Central Government - conclud.					
<i>04 Loans for Centrally Sponsored Plan Schemes - conclud.</i>					
800 Other Loans - conclud.		23.93	23.93
Loans for roads and Inter-State and Economic importance		1.62	1.62
Public Distribution System		3,46.42 ^[*]	3,46.42
Other Loans		7,20.49	7,20.49
Loans for Macro Management of Agriculture		16,77.41	16,77.41
Total 800 Other Loans		16,77.41	16,77.41
Total 04 Loans for Centrally Sponsored Plan Schemes					
<i>05 Loans for Special Schemes</i>					
101 Schemes of North Eastern Council		15,69.07	15,69.07
Total 05 Loans for Special Schemes		15,69.07	15,69.07
Total 6004		3,05,32.93	6,83.75	20,97.34	2,91,19.34
Total E. Public Debt		24,70,50.02^[a]	7,55,51.31	3,12,91.98	29,13,09.35

[a] Difference of ₹ 0.02 lakh with last year's closing balance is due to rectification of printing errors.

[*] Difference with last year's closing balance is due to rectification of printing errors.

ANNEXURE TO STATEMENT NO. 17

(b) Maturity Profile

(i) Maturity Profile of Internal Debt

Year	Description of Market Loans	Loans from			Compensation and other Bonds	Ways and Means Advances	Special Securities Issued to NSSF of Central Govt.	Loans from NCDC	Loans from Other Institution		Total
		LIC	GIC	NABARD					REC	PFC	
1	2	3	4	5	6	7	8	9	10	11	12
2017-18	1,46,87.00	4,51.21	...	14,95.15	9,67.15	50.01	20,60.32	...	1,97,10.84
2018-19	1,56,18.00	3,94.51	...	38,98.10	10,92.40	32.34	17,09.59	...	2,27,44.94
2019-20	1,55,29.00	3,37.81	...	40,53.41	11,66.77	16.20	14,24.66	...	2,25,27.85
2020-21	2,66,65.00	2,81.11	...	36,92.17	13,18.32	10.83	11,39.73	...	3,31,07.16
2021-22	3,00,00.00	2,24.41	...	26,29.86	14,30.02	5.45	8,54.79	...	3,51,44.53
2022-23	1,85,75.00	1,67.71	...	15,19.26	14,30.02	...	5,69.86	...	2,22,61.85
2023-24	2,60,05.80	1,48.70	...	13,45.14	14,30.02	...	2,84.93	...	2,92,14.59
2024-25	2,30,00.00	1,29.69	...	4,92.31	14,30.02	2,50,52.02
2025-26	2,00,00.00	1,10.98	13,93.22	2,15,04.20
2026-27	1,70,00.00	91.68	13,25.47	1,84,17.15
2027-28	...	72.67	12,72.97	13,45.64
2028-29	...	53.66	11,88.27	12,41.93
2029-30	...	34.65	10,54.77	10,89.42
2030-31	...	17.33	8,90.47	9,07.80
2031-32	7,59.97	7,59.97
2032-33	7,15.92	7,15.92
Total	20,70,79.80	25,16.12	...	1,91,25.40	1,88,65.78	1,14.83	80,43.88	...	25,57,45.81

(₹ in lakh)

ANNEXURE TO STATEMENT NO. 17

(ii) Maturity Profile of Loans and Advances from the Central Government

Year	Non-Plan Loan	Loans for State/ Union Territory Plan Scheme	Loans for Central Plan Scheme	Loans for Centrally Sponsored Plan Scheme	Pre 1984-85 Loans	Total
1	2	3	4	5	6	7
2017-18	3,12.00	3,12.00
2018-19	3,41.70	3,41.70
2019-20	3,85.25	3,85.25
2020-21	2,44.38	2,44.38
2021-22	2,49.30	2,49.30
2022-23	1,92.00	1,92.00
2023-24	3,55.65	3,55.65
2024-25	4,43.50	4,43.50
2025-26	2,72.00	2,72.00
2026-27	2,60.05	2,60.05
2027-28	2,47.50	2,47.50
2028-29	2,28.62	2,28.62
2029-30	2,00.88	2,00.88
2030-31	1,90.50	1,90.50
2031-32	1,82.10	1,82.10
Total	41,05.43	41,05.43

(₹ in lakh)

ANNEXURE TO STATEMENT NO. 17**(c) Interest Rate Profile of Outstanding Loans****(i) Internal Debt of the State Government**

Rate of Interest (Per cent)	Amount outstanding as on 31 March 2017										Share in Total
	Market Loans bearing interest	2	3	4	5	6	7	8	9	10	
	Compensation and other Bonds	Special Securities issued to NSSF of the Central Govt.	LIC/ GIC	NABARD	NCDC	OTHER (REC)	Total				
1	
Below 5.00	
5.00 to 5.99	
6.00 to 6.99	
7.00 to 7.99	1,90,00.00	...	16,83.88	1,35,70.38	...	6,74.17	3,49,28.43	
8.00 to 8.99	16,06,14.00	...	5,02.73	17,97.25	16,29,13.98	
9.00 to 9.99	2,74,65.80	1,88,65.78	4,63,31.58	
10.00 to 10.99	1,90.00	1,90.00	
11.00 to 11.99	15,62.62	15,62.62	
12.00 to 12.99	40,09.84	40,09.84	
13.00 to 13.99	1,39.50	...	1,14.83	2,54.33	
Total	20,70,79.80	1,88,65.78	25,16.11	1,91,25.40	1,14.83	80,43.88	25,57,45.80	

(₹ in lakh)

ANNEXURE TO STATEMENT NO. 17

(ii) Loans and Advances from the Central Government

Rate of Interest (Per cent)	Amount outstanding as on 1 April 2017		Share in Total
	Loans and Advances from the Central Government		
Below 5.00
5.00 to 5.99
6.00 to 6.99
7.00 to 7.99
8.00 to 8.99
9.00 to 9.99	24,05.51		24,05.51
10.00 to 10.99	16,99.92		16,99.92
11.00 to 11.99
12.00 to 12.99
13.00 to 13.99
14.00 to 14.99
Total	41,05.43		41,05.43

(₹ in lakh)

18. DETAILED STATEMENT ON LOANS AND ADVANCES MADE BY THE STATE GOVERNMENT

Section 1 : Major and Minor Head wise details of Loans and Advances

Head of Account	Balance Advanced as on 1 April 2016	Total Advanced during the year	Repaid during the year	Write off of irrecov- erable loans and advances	Balance as on 31 March 2017	Net Interest	
						Increase(+) Decrease(-) During the year	received and credited to revenue
(₹ in lakh)							
F. Loans and Advances							
(a) Loans for Social Services							
6216 Loans for Housing							
<i>02 Urban Housing</i>							
190 Loans to Public sector and other Undertaking	40,99.62	...	7,55.62	...	33,44.00	(-)7,55.62	(-)18 11.88
201 Loans to Housing Boards	28,20.86	...	0.08	...	28,20.78	(-)0.08	...
800 Other Loans	35,11.63	...	32.71	...	34,78.92	(-)32.71	...
Total 02 Urban Housing	1,04,32.11	...	7,88.41	...	96,43.70	(-)7,88.41	(-)8 12.95
Total 6216 Loans for Housing	1,04,32.11	...	7,88.41	...	96,43.70	(-)7,88.41	(-)8 12.95
6217 Loans for Urban Development							
<i>60 Other Urban Development Schemes</i>							
800 Other Loans	1,16.33	1,16.33
Total 60 Other Urban Development Schemes	1,16.33	1,16.33
Total 6217 Loans for Urban Development	1,16.33	1,16.33

18. DETAILED STATEMENT ON LOANS AND ADVANCES MADE BY THE STATE GOVERNMENT
Section 1 : Major and Minor Head wise details of Loans and Advances

Head of Account	Balance Advanced as on 1 April 2016	Advanced during the year	Total	Repaid during the year	Write off loans and advances	Balance as on 31 March 2017	Increase(+) Decrease(-) During the year	Net Interest received and credited to
(₹ in lakh)								
F. Loans and Advances - contd.								
(a) Loans for Social Services - conold.								
6235 Loans for Social Security and Welfare								
01 Rehabilitation	1,12.87	...	1,12.87	1,12.87
202 Other rehabilitation schemes	1,12.87	...	1,12.87	1,12.87
Total 01 Rehabilitation	1,12.87	...	1,12.87	1,12.87
Total 6235 Loans for Social Security and Welfare	1,12.87	...	1,12.87	1,12.87
Total (a) Loans for Social Services	1,06,61.31	...	1,06,61.31	7,88.41	...	98,72.90	(-)7,88.41	12.95
(b) Loans for Economic Services								
6403 Loans for Animal Husbandry								
800 Other loans	20.11	...	20.11	20.11
Total 6403 Loans for Animal Husbandry	20.11	...	20.11	20.11
6425 Loans for Co-operation								
106 Loans to Multipurpose Rural Co-operatives	1,08.30	...	1,08.30	1,08.30
108 Loans to Other Co-operatives	11,97.31	4,99.11	16,96.42	1,18.98	...	15,77.44	3,80.13	76.10
190 Loans to public sector and other undertakings	2,25.45	...	2,25.45	2,25.45
Total 6425 Loans for Co-operation	15,31.06	4,99.11	20,30.16	1,18.98	...	19,11.19	3,80.13	76.10

18. DETAILED STATEMENT ON LOANS AND ADVANCES MADE BY THE STATE GOVERNMENT

Section 1 : Major and Minor Head wise details of Loans and Advances

Head of Account	Balance as on 1 April 2016	Advanced during the year	Total	Repaid during the year	Write off loans and advances	Balance as on 31 March 2017	Net Interest	
							Increase(+)	Decrease(-)
							Amount	Per cent
								to revenue
(₹ in lakh)								
F. Loans and Advances - contd.								
(b) Loans for Economic Services - contd.								
6435 Loans for Other Agricultural Programmes								
<i>01 Marketing and quality control</i>								
101 Marketing Facilities	3,40.00	...	3,40.00	3,40.00
190 Loans to Public sector and other undertakings	1,85.00	...	1,85.00	1,85.00
800 Other Loans	3,82.81	...	3,82.81	3,82.81
Total 01 Marketing and quality control	9,07.81	...	9,07.81	9,07.81
Total 6435 Loans for Other Agricultural Programmes	9,07.81	...	9,07.81	9,07.81

18. DETAILED STATEMENT ON LOANS AND ADVANCES MADE BY THE STATE GOVERNMENT

Section 1 : Major and Minor Head wise details of Loans and Advances

Head of Account	Balance advanced as on 1 April 2016	Total	Repaid during the year	Write off of irrecoverable loans and advances	Balance as on 31 March 2017	Net Interest	
						Increase(+)	Decrease(-)
						During the year	credited to revenue
						Amount	Per cent
(₹ in lakh)							
F. Loans and Advances - contd.							
(b) Loans for Economic Services - contd.							
6552 Loans for North Eastern Areas							
<i>02 Rural Health Services</i>							
014 Health & Family Welfare	18.36	18.36	1.63	...	16.73	...	(-9) ...
Total 02 Rural Health Services	18.36	18.36	1.63	...	16.73	...	(-9) ...
Total 6552 Loans for North Eastern Areas	18.36	18.36	1.63	...	16.73	(-1)1.63	(-9) ...
6801 Loans for Power Projects							
201 Hydel Generation	1,60.60	1,60.60	1,60.60
Total 6801 Loans for Power Projects	1,60.60	1,60.60	1,60.60
6851 Loans for Village and Small Industries							
102 Small Scale Industries	12,67.48	12,67.48	12,67.48
103 Handloom Industries	43.77	43.77	43.77
109 Composite Village and Small Industries Co-operatives	55.05	55.05	55.05
200 Other Village Industries	25.79	25.79	25.79
Total 6851 Loans for Village and Small Industries	13,92.09	13,92.09	13,92.09

18. DETAILED STATEMENT ON LOANS AND ADVANCES MADE BY THE STATE GOVERNMENT

Section 1 : Major and Minor Head wise details of Loans and Advances

Head of Account	Balance Advanced as on 1 April 2016	Total Repaid during the year	Write off of irrecoverable loans and advances	Balance as on 31 March 2017	Net Interest		
					Increase(+) Decrease(-) During the year	received and credited to revenue	
					Amount	Per cent	revenue
(₹ in lakh)							
F. Loans and Advances - contd.							
(b) Loans for Economic Services - conclud.							
6875 Loans for other Industries							
<i>60 Other Industries</i>							
190 Loans to Public Sector and other Undertakings	2,25.00	2,25.00
Total 60 Other Industries	2,25.00	2,25.00
Total 6875 Loans for other Industries	2,25.00	2,25.00
7055 Loans for Road Transport							
800 Other Loans	2.01	2.01
Total 7055 Loans for Road Transport	2.01	2.01
Total (b) Loans for Economic Services	42,57.04	4,99.11	1,20.61	46,35.54	3,78.50	9	76.10
(c) Loans to Government Servants							
7610 Loans to Government Servants etc.							
201 House Building Advances	22,44.66	22,05.76	13,21.89	31,28.53	8,83.87	39	1,00.28
202 Advance for purchase of Motor Conveyance	12,20.94	...	5.56	12,15.38	(-)5.56	...	1.28
203 Advance for purchase of other conveyance	12,71.94	...	4.05	12,67.89	(-)4.05

18. DETAILED STATEMENT ON LOANS AND ADVANCES MADE BY THE STATE GOVERNMENT

Section 1 : Major and Minor Head wise details of Loans and Advances

Head of Account	Balance as on 1 April 2016	Advanced during the year	Total	Repaid during the year	Write off of irrecoverable loans and advances	Balance as on 31 March 2017	Net Interest	
							Increase(+)	Decrease(-)
							Amount	Per cent
								to revenue
(₹ in lakh)								
F. Loans and Advances - conclud.								
(c) Loans to Government Servants - conclud.								
7610 Loans to Government Servants etc. - conclud.								
204 Advance for purchase of computer	86.35	...	86.35	1.04	...	85.31	(-)1.04	(-)1
800 Other Advances	9.20	...	9.20	3.62	...	5.58	(-)3.62	(-)39
Total 7610 Loans to Government Servants etc.	48,33.09	22,05.76	70,38.85	13,36.16	...	57,02.69	8,69.60	18
Total (c) Loans to Government Servants	48,33.09	22,05.76	70,38.85	13,36.16	...	57,02.69	8,69.60	18
(d) Miscellaneous Loans								
7615 Miscellaneous Loans								
200 Miscellaneous loans	3,69.31	...	3,69.31	3,69.31
Total 7615 Miscellaneous Loans	3,69.31	...	3,69.31	3,69.31
Total (d) Miscellaneous Loans	3,69.31	...	3,69.31	3,69.31
Total F. Loans and Advances	2,01,20.76	27,04.87	2,28,25.63	22,45.18	...	2,05,80.45	4,59.69	2.00
Grand Total	2,01,20.76	27,04.87	2,28,25.63	22,45.18	...	2,05,80.45	4,59.69	2.00

The details of loans and advance during the year for Plan purposes and Centrally Sponsored Schemes (including Central Plan Scheme) are given below :

	Centrally Sponsored Schemes (including Central Plan Scheme)	
	State Plan	Plan Scheme
F. Loans and Advances		
6425 Loans for Co-operation	4,99.11	...
7610 Loans for Government Servants etc.	22,05.76	...
Total	27,04.87	...

18. DETAILED STATEMENT ON LOANS AND ADVANCES MADE BY GOVERNMENT

Indian Government Accounting Standard 3 on Loans and Advances made by Governments

Section: 1 Summary of Loans and Advances: Loanee group-wise (₹ in lakh)

Loanee Group	Balance as on 01 April 2016	Disbursements during the year	Repayments during the year	Write-off of irrecoverable loans and advances	Balance as on 31 March 2017 (2+3)-(4+5)	Net increase/decrease during the year (2-6)	Interest payment in arrears
	2	3	4	5	6	7	8
Others	1,49,18.35	4,99.11	9,09.02	...	1,45,08.44	(-4,09.91)	1,01.56

Following are the cases of a loan having been sanctioned as 'loan in perpetuity'

(₹ in lakh)

Sl. No.	Loanee entity	Year of sanction	Sanction Order No.	Amount	Rate of interest
	No such case				

Section: 2 Summary of Loans and Advances: Sector-wise (₹ in lakh)

Sector	Balance as on 1 April 2016	Disbursements during the year	Repayments during the year	Write-off of irrecoverable loans and advances	Balance as on 31 March 2017 (2+3)-(4+5)	Net increase/decrease during the year (2-6)	Interest payment in arrears
Loans for Social Services	1,06,61.31	...	7,88.41	...	98,72.90	(-7,88.41)	12.95
Loans for Economic Services	42,57.04	4,99.11	1,20.61	...	46,35.54	3,78.50	76.10
Total	1,49,18.35	4,99.11	9,09.02	...	1,45,08.44	(-4,09.91)	89.05

18. DETAILED STATEMENT ON LOANS AND ADVANCES MADE BY GOVERNMENT

Indian Government Accounting Standard 3 on Loans and Advances made by Governments

Section:3 Summary of repayments in arrears from Loance entities

(₹ in lakh)

Loance entity	Principal	Interest	Total	Earliest period to which arrears relate	Total loans outstanding against the entity as on 31 March 2017
	[a]	[a]	[a]		[a]

Detailed Statement of Loans and Advances made by the State Government or Union Territory Government

Section: 1 Major and Minor Head wise summary of Loans and Advances out of total disbursement, amount for plan purpose has been shown in brackets below the total figure of disbursements for each major head

(₹ in lakh)

Major Head	Minor Head	Balance as on 1 April 2016	Disbursements during the year	Repayments during the year	Write-off of irrecoverable loans and advances	Balance as on 31 March 2017 (3+4)-(5+6)	Net increase/decrease during the year (3-7)	Interest credited
1	2	3	4	5	6	7	8	9
6216		1,04,32.11	...	7,88.41	...	96,43.70	(-)7,88.41	12.95
6217		1,16.33	1,16.33
6235		1,12.87	1,12.87
6403		20.11	20.11
6425		15,31.06	4,99.11	1,18.98	...	19,11.19	3,80.13	76.10
6435		9,07.81	9,07.81
6552		18.36	...	1.63	...	16.73	(-)1.63	...
6801		1,60.60	1,60.60
6851		13,92.39	13,92.09
6875		2,25.00	2,25.00
7055		2.01	2.01

(a) Details not furnished by the State Government.

18. DETAILED STATEMENT ON LOANS AND ADVANCES MADE BY GOVERNMENT

Indian Government Accounting Standard 3 on Loans and Advances made by Governments

Section: 2 Repayments in arrears from other Loanee entities

Loanee entity	Amount of arrears as on 1 April 2016		Earliest period to which arrears relate	Total loans outstanding against the entity as on 31 March 2017
	Principal	Interest		
1	2	3	5	6
[a]	[a]	[a]	[a]	[a]

(₹ in lakh)

Additional Disclosure

Fresh Loans and Advances made during the year 2016-17:

Loanee entity	Number of loans	Total amount of loans	Terms and conditions	
			Rate of interest	Moratorium period, if any
1	2	3	4	5
Consumer Co-operative Society	3	4,99.11	[a]	[a]

(₹ in lakh)

Disclosures indicating extraordinary transactions relating to Loans and Advances:

1. Following are the cases of a loan having been sanctioned as 'loan in perpetuity'

Sl. No.	Year of sanction	Sanction Order No.	Amount	Rate of interest
1	2	3	4	5
[a]	[a]	[a]	[a]	[a]

(₹ in lakh)

(a) Details not furnished by the State Government.

18. DETAILED STATEMENT ON LOANS AND ADVANCES MADE BY GOVERNMENT

Indian Government Accounting Standard 3 on Loans and Advances made by Governments

2. The following Loans have been granted by the Government though the terms and conditions are yet to be settled:

Loanee-entity	Number of loans	Number of loans	Earliest period to which the loans relate
1	2	3	4
[a]	[a]	[a]	[a]

3. Fresh loans and advances made during the year to the loanee entities from whom repayments of earlier loans are in arrears:

(₹ in lakh)

Name of the loanee entity	Loans disbursed during the current year		Amount of arrears as on 31 March 2017			Earliest period to which arrears relate	Reason for disbursement during the current year
	Rate of interest	Principal	Principal	Interest	Total		
1	2	3	4	5	6	7	8
[a]	[a]	[a]	[a]	[a]	[a]	[a]	[a]

(a) Details not furnished by the State Government.

19. DETAILED STATEMENT OF INVESTMENTS OF THE GOVERNMENT

Section 1: Details of investments up to 2016-17

Sl. No.	Name of Concern	Year(s) of investment	Type	Details of investment	No. of shares	Face value of each share	Amount invested	Percentage of Government investment to the total paid up capital	Dividend/ interest received and credited to Govt. during the year	Dividend/ interest declared but not credited to Government accounts	Remarks
1	2	3	4	5	6	7	8	9	10	11	
(₹ in lakh)											
I. Statutory Corporations											
1.	Zoram Industrial Development Corporation Limited	1978-79 to 1980-81	Equity Shares	25,000	100 (each)	25.00	(a)		The Corporation sustained an accumulated loss of ₹6,59.32 lakh ^(#) till finalisation of 2009-10 accounts under Zoram Electronic Development Corporation Ltd., ₹20,90.75 lakh ^(#) till finalisation of 2014-15 accounts under Mizoram Food and Allied Industries Corporation Ltd., ₹6,09.05 lakh ^(#) till finalisation of 2013-14 accounts under
						Total	25.00				
2.	Investment in Public Sector and other Undertakings	1987-88 to 1991-92	Equity Shares	5,000	100	5.00	(a)		
		1988-89	Equity Shares	6,500	100	6.50	(a)		
		1989-90	Equity Shares	1,500	100	1.50	(a)		
		1990-91	Equity Shares	3,000	100	3.00	(a)		
		1991-92	Equity Shares	15,100	100	15.10	(a)		

(a) Full particulars regarding type of shares, percentage of investment, number of shares and face value of each shares have not been furnished by the Department (August 2017).

(#) As per information received from Commercial Wings of the Office of the A.G. Mizoram.

19. DETAILED STATEMENT OF INVESTMENTS OF THE GOVERNMENT

Section 1: Details of investments up to 2016-17

Sl. No.	Name of Concern	Year(s) of investment	Details of investment Type	No. of shares	Face value of each share	Amount invested	Percentage of Government investment to the total paid up capital	Dividend/ interest received and credited to Govt. during the year	Dividend/ interest declared but not credited to Government accounts	Remarks
1	2	3	4	5	6	7	8	9	10	11
I. Statutory Corporation - contd.										
(₹ in lakh)										
2.	Investment in Public Sector and other Undertakings -contd.	1992-93	Equity Shares	2,000	100	2.00	(a)	Mizoram Handloom and Handicraft Development Corporation Ltd., ₹20,65.65 lakh ^(#) till finalisation of 2014-15 accounts under Zoram Industrial Development Corporation Ltd., ₹6,43.17 lakh ^(#) till finalisation of 2010-11 accounts under Mizoram Agricultural Marketing Corporation Ltd. and ₹17.92 lakh ^(#) till finalisation of 2014-15 accounts under Mizoram Mineral Development Corporation Limited.
		1993-94	Equity Shares	30,000	100	30.00	(a)	
		1994-95	Equity Shares	36,000	100	36.00	(a)	
		1996-97	Equity Shares	3,000	100	3.00	(a)	
		2007-08	Equity Shares	52,000	100	52.00	(a)	
		2008-09	Equity Shares	52,000	100	52.00	(a)	
		2009-10	Equity Shares	27,000	100	27.00	(a)	
		2010-11	Equity Shares	27,000	100	27.00	(a)	

(a) Full particulars regarding type of shares, percentage of investment, number of shares and face value of each shares have not been furnished by the Department (August 2017).

(#) As per information received from Commercial Wings of the Office of the A.G. Mizoram.

19. DETAILED STATEMENT OF INVESTMENTS OF THE GOVERNMENT

Section 1: Details of investments up to 2016-17

Sl. No.	Name of Concern	Year(s) of investment	Type	Details of investment	No. of shares	Face value of each share	Amount invested	Percentage of Government investment to the total paid up capital	Dividend/ interest received and credited to Govt. during the year	Dividend/ interest declared but not credited to Government accounts	Remarks
1	2	3	4	5	6	7	8	9	10	11	
(₹ in lakh)											
I. Statutory Corporation - conclud.											
2.	Investment in Public Sector and other Undertakings -conclud.	2011-12	Equity Shares	25,000	100	25.00	(a)		
		2012-13	Equity Shares	85,000	100	85.00	(a)		
		2013-14	Equity Shares	97,000	100	97.00	(a)		
		2014-15	Equity Shares	112,000	100	1,12.00	(a)		
		2015-16	Equity Shares	94,649 ^[*]	100	94.64	(a)		
		Total				6,73.74					
		Total Government Companies				6,98.74					
II. Co-operative Bank, Societies etc.											
1.	Co-operative Bank (1)	1978-79 to 1990-91	Ordinary Shares	24,000	50	12.00	(a)		
		1981-82	Ordinary Shares	2,550	100	2.55	(a)		

(a) Full particulars regarding type of shares, percentage of investment, number of shares and face value of each shares have not been furnished by the Department (August 2017).

[*] Difference with last year's figure is due to rectification of printing errors.

19. DETAILED STATEMENT OF INVESTMENTS OF THE GOVERNMENT

Section 1: Details of investments up to 2016-17

Sl. No.	Name of Concern	Year(s) of investment	Details of investment Type	No. of shares	Face value of each share	Amount invested	Percentage of Government investment to the total paid up capital	Dividend/ interest received and credited to Govt. during the year	Dividend/ interest declared but not credited to Government accounts	Remarks
1	2	3	4	5	6	7	8	9	10	11
II. Co-operative Bank, Societies etc. - contd.										
(₹ in lakh)										
1.	Co-operative Bank (1) -concl'd.	1982-83	Share contribution	[a]	[a][*]	2.00	(a)	
		1983-84	Share contribution	[a]	[a][*]	3.75	(a)	
Total						20.30				
2.	Warehousing and Marketing Co-operatives (2)	1973-74	Ordinary Shares	12,300	100	12.30	(a)	
		1981-82	Ordinary Shares	1,000	100	1.00	(a)	
		1981-82	Ordinary Shares	10,000	10	1.00	(a)	
Total						14.30				

(a) Full particulars regarding type of shares, percentage of investment, number of shares and face value of each shares have not been furnished by the Department (August 2017).
[*] Difference with last year's figure is due to rectification of printing errors.

19. DETAILED STATEMENT OF INVESTMENTS OF THE GOVERNMENT

Section 1: Details of investments up to 2016-17

Sl. No.	Name of Concern	Year(s) of investment	Type	Details of investment	No. of shares	Face value of each share	Amount invested	Percentage of Government investment to the total paid up capital	Dividend/ interest received and credited to Govt. during the year	Dividend/ interest declared but not credited to Government accounts	Remarks
1	2	3	4	5	6	7	8	9	10	11	

(₹ in lakh)

II. Co-operative Bank, Societies etc. - contd.

3.	Consumer Co-operatives (3)	1972-73 to 1980-81	Ordinary Shares	12,232	100	12.23	(a)		
		1981-82	Ordinary Shares	60,000	10	6.00	(a)		
		1981-82	Ordinary Shares	10,000	10 ^[*]	1.00	(a)		
		1981-82	Ordinary Shares	10,000	10	1.00	(a)		
		1982-83	(a)	(a)	(a)	3.45	(a)		
		1986-87	(a)	(a)	(a)	1.03	(a)		
		1995-96	(a)	(a)	(a)	2.75	(a)		
		2011-12	(a)	(a)	(a)	25.04	(a)		

(a) Full particulars regarding type of shares, percentage of investment, number of shares and face value of each shares have not been furnished by the Department (August 2017).

[*] Difference with last year's figure is due to rectification of printing errors.

19. DETAILED STATEMENT OF INVESTMENTS OF THE GOVERNMENT

Section 1: Details of investments up to 2016-17

Sl. No.	Name of Concern	Year(s) of investment	Details of investment Type	No. of shares	Face value of each share	Amount invested	Percentage of Government investment to the total paid up capital	Dividend/ interest received and credited to Govt. during the year	Dividend/ interest declared but not credited to Government accounts	Remarks
1	2	3	4	5	6	7	8	9	10	11
(₹ in lakh)										
II. Co-operative Bank, Societies etc. - contd.										
3.	Consumer Co-operatives (3)-concl.	2012-13 2013-14 2014-15 2015-16 2016-17	Share capital Share capital Share capital Share capital Share capital	29,340 ^[*] 11,920 179,999 725,141 134,180	100 100 100 100 100	29.34 11.92 1,80.00 7,25.14 1,34.18	(a) (a) (a) (a) (a)	
Total						11,33.08				
4.	Credit Co-operatives (180-Services Co-operatives)	1972-73 to 1980-81 1981-82 1983-84 1985-86	Ordinary Share Ordinary Share (a) (a)	1,21,250 10,000 (a) (a)	10 10 (a) (a)	12.13 1.00 2.00 0.48	(a) (a) (a) (a)	

(a) Full particulars regarding type of shares, percentage of investment, number of shares and face value of each shares have not been furnished by the Department (August 2017).

[*] Difference with last year's figure is due to rectification of printing errors.

19. DETAILED STATEMENT OF INVESTMENTS OF THE GOVERNMENT

Section 1: Details of investments up to 2016-17

Sl. No.	Name of Concern	Year(s) of investment	Details of investment Type	No. of shares	Face value of each share	Amount invested	Percentage of Government investment to the total paid up capital	Dividend/ interest received and credited to Govt. during the year	Dividend/ interest declared but not credited to Government accounts	Remarks
1	2	3	4	5	6	7	8	9	10	11

(₹ in lakh)

II. Co-operative Bank, Societies etc. - contd.

4.	Credit Co-operatives (180-Services Co-operatives)	1987-88	(a)	(a)	(a)	7.50	(a)	
		1988-89	(a)	(a)	(a)	19.50	(a)	
		1989-90	(a)	(a)	(a)	3.88	(a)	
		1990-91	(a)	(a)	(a)	5.50	(a)	
		1991-92	(a)	(a)	(a)	7.00	(a)	
		1992-93	(a)	(a)	(a)	8.05	(a)	
		1993-94	(a)	(a)	(a)	5.00	(a)	
		1994-95	(a)	(a)	(a)	3.80	(a)	
		1995-96	(a)	(a)	(a)	4.08	(a)	
		1996-97	(a)	(a)	(a)	4.00	(a)	

(a) Full particulars regarding type of shares, percentage of investment, number of shares and face value of each shares have not been furnished by the Department (August 2017).

19. DETAILED STATEMENT OF INVESTMENTS OF THE GOVERNMENT

Section 1: Details of investments up to 2016-17

Sl. No.	Name of Concern	Year(s) of investment	Details of investment Type	No. of shares	Face value of each share	Amount invested	Percentage of Government investment to the total paid up capital	Dividend/ interest received and credited to Govt. during the year	Dividend/ interest declared but not credited to Government accounts	Remarks
1	2	3	4	5	6	7	8	9	10	11
(₹ in lakh)										
II. Co-operative Bank, Societies etc. - contd.										
4.	Credit Co-operatives (180-Services Co-operatives) -contd.	1998-99	(a)	(a)	(a)	5.00	(a)	
		1999-00	(a)	(a)	(a)	5.40	(a)	
		2001-02	(a)	(a)	(a)	4.60	(a)	
		2002-03	(a)	(a)	(a)	4.70	(a)	
		2003-04	(a)	(a)	(a)	2.30	(a)	
		2004-05	(a)	(a)	(a)	6.00	(a)	
		2005-06	(a)	(a)	(a)	2,00.00	(a)	
		2006-07	(a)	(a)	(a)	1,69.00	(a)	
		2007-08	(a)	(a)	(a)	1,32.09	(a)	

(a) Full particulars regarding type of shares, percentage of investment, number of shares and face value of each shares have not been furnished by the Department (August 2017).

19. DETAILED STATEMENT OF INVESTMENTS OF THE GOVERNMENT

Section 1: Details of investments up to 2016-17

Sl. No.	Name of Concern	Year(s) of investment	Type	Details of investment	No. of shares	Face value of each share	Amount invested	Percentage of Government investment to the total paid up capital	Dividend/ interest received and credited to Govt. during the year	Dividend/ interest declared but not credited to Government accounts	Remarks
1	2	3	4	5	6	7	8	9	10	11	

(₹ in lakh)

II. Co-operative Bank, Societies etc. - contd.

4.	Credit Co-operatives (180-Services Co-operatives)	2008-09	(a)	(a)	(a)	1,00.00	(a)		
	Total					7,13.01					
5.	Dairy Co-operatives (31)	1972-73 to 1980-81	Ordinary Share	900	10	0.09	(a)		
		1972-73 to 1980-81	Ordinary Share	750	20	0.15	(a)		
		1972-73 to 1980-81	Ordinary Share	30	100	0.03	(a)		

(a) Full particulars regarding type of shares, percentage of investment, number of shares and face value of each shares have not been furnished by the Department (August 2017).

19. DETAILED STATEMENT OF INVESTMENTS OF THE GOVERNMENT

Section 1: Details of investments up to 2016-17

Sl. No.	Name of Concern	Year(s) of investment	Type	Details of investment	No. of shares	Face value of each share	Amount invested	Percentage of Government investment paid up capital	Dividend/ interest received and credited to Govt. during the year	Dividend/ interest declared but not credited to Government accounts	Remarks
1	2	3	4	5	6	7	8	9	10	11	
II. Co-operative Bank, Societies etc. - contd.											
(₹ in lakh)											
5.	Dairy Co-operatives (31)-concl.	1981-82	Ordinary Share	150	100	0.15	(a)	
		1981-82	Ordinary Share	80	50	0.04	(a)	
		1981-82	Ordinary Share	600	20	0.12	(a)	
		1981-82	Ordinary Share	11,900	10	1.19	Varies from (42 to 99)	
		1982-83	(a)	(a)	(a)	0.50	(a)	
		1984-85	(a)	(a)	(a)	0.18	(a)	
Total							2.45				
6.	Farming Co-operatives (16)	1973-74 to 1980-81	Ordinary Share	2,300	10	0.23	(a)	

(a) Full particulars regarding type of shares, percentage of investment, number of shares and face value of each shares have not been furnished by the Department (August 2017).

19. DETAILED STATEMENT OF INVESTMENTS OF THE GOVERNMENT

Section 1: Details of investments up to 2016-17

Sl. No.	Name of Concern	Year(s) of investment	Type	Details of investment	No. of shares	Face value of each share	Amount invested	Percentage of Government investment to the total paid up capital	Dividend/ interest received and credited to Govt. during the year	Dividend/ interest declared but not credited to Government accounts	Remarks
1	2	3	4	5	6	7	8	9	10	11	
II. Co-operative Bank, Societies etc. - contd.											
6.	Farming Co-operatives (16)-concl.	1973-74 to 1980-81	Ordinary Share	2,250	20	0.45	(a)	
		1973-74 to 1980-81	Ordinary Share	4,000	25	1.00	(a)	
		1973-74 to 1980-81	Ordinary Share	(a)	(a)	0.55	(a)	
		1981-82	Ordinary Share	1,300	20	0.26	(a)	
		1981-82	Ordinary Share	5,400	10	0.54	Varies from (42 to 99)	
		1982-83	(a)	(a)	(a)	3.00	(a)	
		1983-84	(a)	(a)	(a)	1.00	(a)	
		1984-85	(a)	(a)	(a)	0.10	(a)	
Total										7.13	

(a) Full particulars regarding type of shares, percentage of investment, number of shares and face value of each shares have not been furnished by the Department (August 2017).

19. DETAILED STATEMENT OF INVESTMENTS OF THE GOVERNMENT

Section 1: Details of investments up to 2016-17

Sl. No.	Name of Concern	Year(s) of investment	Type	Details of investment	No. of shares	Face value of each share	Amount invested	Percentage of Government investment to the total paid up capital	Dividend/ interest received and credited to Govt. during the year	Dividend/ interest declared but not credited to Government accounts	Remarks
1	2	3	4	5	6	7	8	9	10	11	
II. Co-operative Bank, Societies etc. - contd.											
							(₹ in lakh)				
7.	Fishery Co-operatives (11)	1972-73 to 1980-81	Ordinary Share	3,766	10	0.37	(a)		
		1972-73 to 1980-81	Ordinary Share	337	20	0.07	(a)		
		1972-73 to 1980-81	Ordinary Share	56	100	0.06	(a)		
		1981-82	Ordinary Share	50	100	0.05	(a)		
		1981-82	Ordinary Share	1,000	20	0.20	(a)		
		1981-82	Ordinary Share	2,500	10	0.25	(a)		
		1983-84	(a)	(a)	(a)	0.50	(a)		
Total							1.50				

(a) Full particulars regarding type of shares, percentage of investment, number of shares and face value of each shares have not been furnished by the Department (August 2017).

19. DETAILED STATEMENT OF INVESTMENTS OF THE GOVERNMENT

Section 1: Details of investments up to 2016-17

Sl. No.	Name of Concern	Year(s) of investment	Type	Details of investment	No. of shares	Face value of each share	Amount invested	Percentage of Government investment to the total paid up capital	Dividend/ interest received and credited to Govt. during the year	Dividend/ interest declared but not credited to Government accounts	Remarks
1	2	3	4	5	6	7	8	9	10	11	
(₹ in lakh)											
II. Co-operative Bank, Societies etc. - contd.											
8.	Industrial Co-operatives (54)	1977-78 to 1980-81	Ordinary Share	8,500	10	0.85	(a)	
		1977-78 to 1980-81	Ordinary Share	3,425	20	0.68	(a)	
		1977-78 to 1980-81	Ordinary Share	290	50	0.14	(a)	
		1977-78 to 1980-81	Ordinary Share	170	100	0.17	(a)	
		1981-82	Ordinary Share	35	100	0.04	(a)	
		1981-82	Ordinary Share	70	50	0.04	(a)	

(a) Full particulars regarding type of shares, percentage of investment, number of shares and face value of each shares have not been furnished by the Department (August 2017).

19. DETAILED STATEMENT OF INVESTMENTS OF THE GOVERNMENT

Section 1: Details of investments up to 2016-17

Sl. No.	Name of Concern	Year(s) of investment	Details of investment Type	No. of shares	Face value of each share	Amount invested	Percentage of Government investment to the total paid up capital	Dividend/ interest received and credited to Govt. during the year	Dividend/ interest declared but not credited to Government accounts	Remarks
1	2	3	4	5	6	7	8	9	10	11
II. Co-operative Bank, Societies etc. - contd.										
(₹ in lakh)										
8.	Industrial Co-operatives (54)-concl.	1981-82	Ordinary Share	140	25	0.03	(a)	
		1981-82	Ordinary Share	7,600	10	0.76	(a)	
		1981-82	Ordinary Share	425	20	0.09	(a)	
		1982-83	(a)	(a)	(a)	0.75	(a)	
		1985-86	(a)	(a)	(a)	13.26	(a)	
		1986-87	(a)	(a)	(a)	3.61	(a)	
Total						20.42				
9.	Labour Co-operatives (15)	1979-80 to 1980-81	Ordinary Share	150	100	0.15	(a)	

(a) Full particulars regarding type of shares, percentage of investment, number of shares and face value of each shares have not been furnished by the Department (August 2017).

19. DETAILED STATEMENT OF INVESTMENTS OF THE GOVERNMENT

Section 1: Details of investments up to 2016-17

Sl. No.	Name of Concern	Year(s) of investment	Type	Details of investment	No. of shares	Face value of each share	Amount invested	Percentage of Government investment to the total paid up capital	Dividend/ interest received and credited to Govt. during the year	Dividend/ interest declared but not credited to Government accounts	Remarks	
1	2	3	4	5	6	7	8	9	10	11		
II. Co-operative Bank, Societies etc. - contd.												
(₹ in lakh)												
9.	Labour Co-operatives (15)-concl.	1979-80 to 1980-81	Ordinary Share	416	15	0.06	(a)		
		1979-80 to 1980-81	Ordinary Share	3,376	10	0.34	(a)		
		1981-82	Ordinary Share	400	20	0.08	(a)		
		1981-82	Ordinary Share	6,700	10	0.67	(a)		
		1984-85	(a)	(a)	(a)	0.10	(a)		
Total							1.40					
10.	Other Co-operatives (109)	1972-73 to 1980-81	Ordinary Shares	18,810	10	1.88	(a)		

(a) Full particulars regarding type of shares, percentage of investment, number of shares and face value of each shares have not been furnished by the Department (August 2017).

19. DETAILED STATEMENT OF INVESTMENTS OF THE GOVERNMENT

Section 1: Details of investments up to 2016-17

Sl. No.	Name of Concern	Year(s) of investment	Details of investment Type	No. of shares	Face value of each share	Amount invested	Percentage of Government investment to the total paid up capital	Dividend/ interest received and credited to Govt. during the year	Dividend/ interest declared but not credited to Government accounts	Remarks
1	2	3	4	5	6	7	8	9	10	11

(₹ in lakh)

II. Co-operative Bank, Societies etc. - contd.

10.	Other Co-operatives (109)-contd.	1972-73 to 1980-81	Ordinary Shares	7,000	20	1.40	(a)	
		1972-73 to 1980-81	Ordinary Shares	560	25	0.14	(a)	
		1972-73 to 1980-81	Ordinary Shares	960	50	0.48	(a)	
		1972-73 to 1980-81	Ordinary Shares	739	100	0.74	(a)	
		1972-73 to 1980-81	Ordinary Shares	(a)	(a)	0.08	(a)	
		1972-73 to 1980-81	Ordinary Shares	(a)	(a)	2.00	(a)	

(a) Full particulars regarding type of shares, percentage of investment, number of shares and face value of each shares have not been furnished by the Department (August 2017).

19. DETAILED STATEMENT OF INVESTMENTS OF THE GOVERNMENT

Section 1: Details of investments up to 2016-17

Sl. No.	Name of Concern	Year(s) of investment	Type	Details of investment	No. of shares	Face value of each share	Amount invested	Percentage of Government investment to the total paid up capital	Dividend/ interest received and credited to Govt. during the year	Dividend/ interest declared but not credited to Government accounts	Remarks
1	2	3	4	5	6	7	8	9	10	11	

(₹ in lakh)

II. Co-operative Bank, Societies etc. - contd.

10.	Other Co-operatives (109)-contd.	1972-73 to 1980-81	Ordinary Shares	400	5	0.02	(a)	
		1981-82	Ordinary Shares	70	100	0.07	(a)	
		1981-82	Ordinary Shares	1,000	50	0.50	(a)	
		1981-82	Ordinary Shares	1,400	20	0.28	(a)	
		1981-82	Ordinary Shares	32,500	10	3.25	(a)	
		1982-83	(a)	(a)	(a)	1.20	(a)	
		1982-83	(a)	(a)	(a)	0.50	(a)	
		1983-84	(a)	(a)	(a)	4.46	(a)	

(a) Full particulars regarding type of shares, percentage of investment, number of shares and face value of each shares have not been furnished by the Department (August 2017).

19. DETAILED STATEMENT OF INVESTMENTS OF THE GOVERNMENT

Section 1: Details of investments up to 2016-17

Sl. No.	Name of Concern	Year(s) of investment	Type	Details of investment	No. of shares	Face value of each share	Amount invested	Percentage of Government investment to the total paid up capital	Dividend/ interest received and credited to Govt. during the year	Dividend/ interest declared but not credited to Government accounts	Remarks
1	2	3	4	5	6	7	8	9	10	11	

(₹ in lakh)

II. Co-operative Bank, Societies etc. - contd.

10.	Other Co-operatives (109)-contd.	1984-85	(a)	(a)	(a)	1.92	(a)	
		1985-86	(a)	(a)	(a)	0.65	(a)	
		1986-87	(a)	(a)	(a)	19.02	(a)	
		1987-88	(a)	(a)	(a)	5.50	(a)	
		1988-89	(a)	(a)	(a)	14.00	(a)	
		1989-90	(a)	(a)	(a)	12.00	(a)	
		1990-91	(a)	(a)	(a)	29.46	(a)	
		1991-92	(a)	(a)	(a)	66.83	(a)	
		1992-93	(a)	(a)	(a)	31.98	(a)	

(a) Full particulars regarding type of shares, percentage of investment, number of shares and face value of each shares have not been furnished by the Department (August 2017).

19. DETAILED STATEMENT OF INVESTMENTS OF THE GOVERNMENT

Section 1: Details of investments up to 2016-17

Sl. No.	Name of Concern	Year(s) of investment	Type	Details of investment	No. of shares	Face value of each share	Amount invested	Percentage of Government investment to the total paid up capital	Dividend/ interest received and credited to Govt. during the year	Dividend/ interest declared but not credited to Government accounts	Remarks
1	2	3	4	5	6	7	8	9	10	11	

(₹ in lakh)

II. Co-operative Bank, Societies etc. - contd.

10.	Other Co-operatives (109)-contd.	1993-94	(a)	(a)	(a)	30.00	(a)
		1994-95	(a)	(a)	(a)	24.63	(a)
		1995-96	(a)	(a)	(a)	2,41.44	(a)
		1996-97	(a)	(a)	(a)	25.65	(a)
		1997-98	(a)	(a)	(a)	22.11	(a)
		1998-99	(a)	(a)	(a)	65.75	(a)
		1999-00	(a)	(a)	(a)	1,23.65	(a)
		2000-01	(a)	(a)	(a)	57.76	(a)

(a) Full particulars regarding type of shares, percentage of investment, number of shares and face value of each shares have not been furnished by the Department (August 2017).

19. DETAILED STATEMENT OF INVESTMENTS OF THE GOVERNMENT

Section 1: Details of investments up to 2016-17

Sl. No.	Name of Concern	Year(s) of investment	Details of investment Type	No. of shares	Face value of each share	Amount invested	Percentage of Government investment to the total paid up capital	Dividend/ interest received and credited to Govt. during the year	Dividend/ interest declared but not credited to Government accounts	Remarks
1	2	3	4	5	6	7	8	9	10	11
(₹ in lakh)										
II. Co-operative Bank, Societies etc. - contd.										
10.	Other Co-operatives (109)-concl.	2001-02	(a)	(a)	(a)	1.00	(a)	
		2002-03	(a)	(a)	(a)	4.41	(a)	
	Total					7,94.76				

11.	Multipurpose Rural Co-operatives (1)	1987-88	(a)	(a)	(a)	1.00	(a)	
		1988-89	(a)	(a)	(a)	1.75	(a)	
		1989-90	(a)	(a)	(a)	4.05	(a)	
		1990-91	(a)	(a)	(a)	6.00	(a)	
		1991-92	(a)	(a)	(a)	24.60	(a)	
		1992-93	(a)	(a)	(a)	5.89	(a)	

(a) Full particulars regarding type of shares, percentage of investment, number of shares and face value of each shares have not been furnished by the Department (August 2017).

19. DETAILED STATEMENT OF INVESTMENTS OF THE GOVERNMENT

Section 1: Details of investments up to 2016-17

Sl. No.	Name of Concern	Year(s) of investment	Type	Details of investment	No. of shares	Face value of each share	Amount invested	Percentage of Government investment to the total paid up capital	Dividend/ interest received and credited to Govt. during the year	Dividend/ interest declared but not credited to Government accounts	Remarks	
												3
II. Co-operative Bank, Societies etc. - conclud.												
11.	Multipurpose Rural Co-operatives (1)-conclud.	1993-94	(a)	(a)	(a)	(a)	5.00	(a)		
		1994-95	(a)	(a)	(a)	(a)	2.00	(a)		
		1995-96	(a)	(a)	(a)	(a)	1.50	(a)		
		1996-97	(a)	(a)	(a)	(a)	2.88	(a)		
		2000-01	(a)	(a)	(a)	(a)	3.75	(a)		
		2002-03	(a)	(a)	(a)	(a)	7.50	(a)		
Total							65.92					
Total Co-operative Bank, Societies etc.							27,74.27					
Grand Total							34,73.01					

(a) Full particulars regarding type of shares, percentage of investment, number of shares and face value of each shares have not been furnished by the Department (August 2017).

19. DETAILED STATEMENT OF INVESTMENTS OF THE GOVERNMENT

Section 2: Major and Minor Head-wise details of Investments during the year

(Include only those cases in which the figures do not tally with those appearing in statement No.19)

Sl. No. of Statement No. 19	Major/Minor head	Investment at the end of previous year	Investment during the year	Dis-investment during the year	Investment at the end of the year	Dividend / interest received
(₹ in lakh)						

All the investments of the Government in Statutory Corporation, Government Companies and Co-operative Bank, Societies etc. have been tallied with those appearing in Statement No. 16

20. DETAILED STATEMENT OF GUARANTEES GIVEN BY THE GOVERNMENT

Guarantees given by the State Government for repayment of loans etc., raised by Statutory Corporation, Government Companies, Local Bodies and Other institutions during the year and sums guaranteed outstanding on 31 March 2017 in various sectors are shown below:

Sector wise disclosure for Guarantees:

(₹ in lakh)

Sector (No. of Guarantees within bracket)	Maximum amount guaranteed (Principal only)	Outstanding at the beginning of the year 2016-17		Additions during the year	Deletions (other than invoked) during the year	Invoked during the year		Outstanding at the end of the year 2016-17		Guarantee Commission or fee		Other material details
		Principal	Interest			Discharged	Not Discharged	Principal	Interest	Receivable	Received	
1	2	3	4	5	6	7	8	9	10	11	12	13
1. Co-operative												
i) MUCO Bank Ltd.	20,17.00	10,97.00	17,25.00	5,89.00	...	5,08.00	27,23.00
ii) Mizoram Co-op. Apex Bank Ltd.	1,02,75.00	21,79.12	11,54.04	...	10,25.08
iii) MIZOFED	1,00.00	0.05	0.05
iv) Zotlang Multipurpose Co-op. Society, Champhai	36.00	14.49	21.26	14.49	21.26

20. DETAILED STATEMENT OF GUARANTEES GIVEN BY THE GOVERNMENT

Sector wise disclosure for Guarantees:													(₹ in lakh)	
Sector (No. of Guarantees within bracket)	Maximum amount guaranteed (Principal only)	Outstanding at the beginning of the year 2016-17		Additions during the year	Deletions (other than invoked) during the year	Invoked during the year		Outstanding at the end of the year 2016-17		Guarantee Commission or fee		Other material details		
		Principal	Interest			Discharged	Not Discharged	Principal	Interest	Receivable	Received			
1	2	3	4	5	6	7	8	9	10	11	12	13		
1. Co-operative - conclud.														
v) MCA	25,00.00	45.26	2.58	45.26		
Total	1,49,28.00	33,35.92	17,48.84	17,88.35	...	15,47.57	27,44.26		
2. Government Companies														
i) ZIDCO	59,67.00	15,93.00	9,00.00	15,93.00	12,16.00		
ii) MIFCO	26.00		
Total	59,93.00	15,93.00	9,00.00	15,93.00	12,16.00		
3. Other Statutory Corporation - KVI														
i) CBC	44,28.00	10,26.00	1,05.00	80.00	...	9,46.00	75.00		
ii) KVIC	7,25.00	5,81.00	61.00	5,81.00	61.00		
iii) NSFDC	7,60.00	1,29.00	22.00	17.44	...	1,11.56	13.51		
Total	59,13.00	17,36.00	1,88.00	97.44	...	16,38.56	1,49.51		

20. DETAILED STATEMENT OF GUARANTEES GIVEN BY THE GOVERNMENT

Sector wise disclosure for Guarantees:

Sector (No. of Guarantees within bracket)	Maximum amount guaranteed (Principal only)	Outstanding at the beginning of the year 2016-17		Deletions (other than invoked) during the year	Invoked during the year		Outstanding at the end of the year 2016-17		Guarantee Commission or fee		Other material details	
		Principal	Interest		Discharged	Not Discharged	Principal	Interest	Receivable	Received		
1	2	3	4	5	6	7	8	9	10	11	12	13
4. Other Institutions												
i) Mizoram Rural Bank	50.00	10.00	10.00
ii) MADC	5,00.00	5,00.00	...	10,00.00	15,00.00	...	[a]	[a]	...
iii) CADC	20,00.00	20,00.00	20,00.00	...	[a]	[a]	...
iv) Mizoram Agro. Horti. Dev.	10.00	10.00	10.00
Total	25,60.00	5,20.00	...	30,00.00	...	10.00	...	35,10.00	...	[a]	[a]	...
Grand Total	2,93,94.00	71,84.92	28,36.84	30,00.00	...	18,95.79	...	82,89.13	41,09.77	[a]	[a]	...

[a] Information was not furnished by the State Government. However, as per accounts compiled, an amount of ₹ 12.75 lakh was received by the State Govt. as Guarantee Fee during 2016-17 against the receivable amount of ₹ 22.50 lakh.

21. DETAILED STATEMENT ON CONTINGENCY FUND AND PUBLIC ACCOUNT TRANSACTIONS

Head of Account	Opening Balance as on 1 April 2016	Receipts	Disbursements	Closing Balance as on 31 March 2017	Net Increase (+) Decrease (-)	Amount	Per cent
(₹ in lakh)							
Part II Contingency Fund							
8000 Contingency Fund							
201 Appropriation from the Consolidated Fund	Cr 10.00	Cr 10.00
Total 8000 Contingency Fund	Cr 10.00	Cr 10.00
Total Part II Contingency Fund	Cr 10.00	Cr 10.00
Part III Public Account							
I. Small Savings, Provident Funds etc.							
(b) State Provident Funds							
8009 State Provident Funds							
<i>01 Civil</i>							
101 General Provident Funds	Cr 27,77,87.04	8,20,94.18	7,59,01.08	Cr 28,39,80.14	61,93.10	61,93.10	2
Total 8009 State Provident Funds	Cr 27,77,87.04	8,20,94.18	7,59,01.08	Cr 28,39,80.14	61,93.10	61,93.10	2
Total (b) State Provident Funds	Cr 27,77,87.04	8,20,94.18	7,59,01.08	Cr 28,39,80.14	61,93.10	61,93.10	2
(c) Other Accounts							
8011 Insurance and Pension Funds							
105 State Government Insurance Fund	Cr 80,71.38	16,26.35	15,44.35	Cr 81,53.38	82	82	1
Total 8011 Insurance and Pension Funds	Cr 80,71.38	16,26.35	15,44.35	Cr 81,53.38	82	82	1
Total (c) Other Accounts	Cr 80,71.38	16,26.35	15,44.35	Cr 81,53.38	82	82	1
Total I. Small Savings, Provident Funds etc.	Cr 28,58,58.42	8,37,20.53	7,74,45.43	Cr 29,21,33.52	62,75.10	62,75.10	2

21. DETAILED STATEMENT ON CONTINGENCY FUND AND PUBLIC ACCOUNT TRANSACTIONS

Head of Account	Opening Balance as on 1 April 2016	Receipts	Disbursements	Closing Balance as on 31 March 2017	Net Increase (+) Decrease (-)
				Amount	Per cent
(₹ in lakh)					
Part III Public Account-contd.					
J. Reserve Fund					
(a) Reserve Funds bearing Interest					
8121 General and Other Reserve Funds					
122 State Disaster Response Fund (SDRF)	Cr 81.25	10,15.00	15,75.48	4,79.23	(-)5,60.48 (-)690
Total 8121 General and Other Reserve Funds	Cr 81.25	10,15.00	15,75.48	4,79.23	(-)5,60.48 (-)690
Total (a) Reserve Funds bearing Interest	Cr 81.25	10,15.00	15,75.48	4,79.23	(-)5,60.48 (-)690
(b) Reserve Funds not bearing Interest					
8222 Sinking Funds					
<i>01 Appropriation for reduction or avoidance of Debt</i>					
101 Sinking Funds	Cr 2,01,73.75	31,30.00	...	2,33,03.75	31,30.00 16
<i>02 Sinking Fund Investment Account</i>					
101 Sinking Fund-Investment Account	Dr 2,01,73.75	...	31,30.00	2,33,03.75	31,30.00 16
Total 8222 Sinking Funds	Gross Cr 2,01,73.75	31,30.00	...	2,33,03.75	31,30.00 16
Investment	Dr 2,01,73.75	...	31,30.00	2,33,03.75	31,30.00 16

21. DETAILED STATEMENT ON CONTINGENCY FUND AND PUBLIC ACCOUNT TRANSACTIONS

Head of Account	Opening Balance as on 1 April 2016	Receipts	Disbursements	Closing Balance as on 31 March 2017	Net Increase (+) Decrease (-)
				Amount	Per cent
(₹ in lakh)					
Part III Public Account - contd.					
J. Reserve Fund - contd.					
(b) Reserve Funds not bearing Interest - contd.					
8235 General and Other Reserve Funds					
101 General Reserve Funds of Government Commercial Departments/ Undertakings	Cr 2,82.96	Cr 2,82.96	...
117 Guarantee Redemption Fund	Cr 9,50.00	2,00.00	...	Cr 11,50.00	2,00.00 21
120 Guarantee Redemption Fund Investment Account	Dr 9,50.00	...	2,00.00 Dr	11,50.00	2,00.00 21
200 Other Funds	Cr 3,69.02	Cr 3,69.02	...
Total 8235 General and Other Reserve Funds	Gross Cr 16,01.98	2,00.00	...	Cr 18,01.98	2,00.00 12
Total (b) Reserve Funds not bearing Interest	Gross Cr 2,17,75.73	33,30.00	...	Cr 2,51,05.73	33,30.00 15
Total J. Reserve Fund	Gross Cr 2,18,56.98	43,45.00	15,75.48 Cr	2,46,26.50	27,69.52 13
	Investment Dr 2,11,23.75	...	33,30.00 Dr	2,44,53.75	33,30.00 16
	Investment Dr 2,11,23.75	...	33,30.00 Dr	2,44,53.75	33,30.00 16

21. DETAILED STATEMENT ON CONTINGENCY FUND AND PUBLIC ACCOUNT TRANSACTIONS

Head of Account	Opening Balance as on 1 April 2016	Receipts	Disbursements	Closing Balance as on 31 March 2017	Net Increase (+) Decrease (-)
				Amount	Per cent
(₹ in lakh)					
Part III Public Account - contd.					
K. Deposit and Advances					
(a) Deposits bearing Interest					
8336 Civil Deposits					
800 Other Deposits	Cr 4.89 Cr	4.89	...
Total 8336 Civil Deposits	Cr 4.89 Cr	4.89	...
8342 Other Deposits					
117 Defined Contribution Pension Scheme for Government Employees					...
120 Miscellaneous Deposits	Cr 2,50.12 Cr	2,50.12	...
Total 8342 Other Deposits	Cr 2,50.12 Cr	2,50.12	...
Total (a) Deposits bearing Interest	Cr 2,55.01 Cr	2,55.01	...
(b) Deposits not bearing Interest					
8443 Civil Deposits					
101 Revenue Deposits	Cr 1,44,57.45 Cr	1,44,57.45	...
102 Customs and opium Deposits	Cr 0.12 Cr	0.12	...
103 Security Deposits	Cr 3,85.20 Cr	3,85.20	...
104 Civil Courts Deposits	Cr 0.81	1,42.03	... Cr	1,42.84	17535

21. DETAILED STATEMENT ON CONTINGENCY FUND AND PUBLIC ACCOUNT TRANSACTIONS

Head of Account	Opening Balance as on 1 April 2016	Receipts	Disbursements	Closing Balance as on 31 March 2017	Net Increase (+) Decrease (-)
				Amount	Per cent
(₹ in lakh)					
Part III Public Account - contd.					
K. Deposit and Advances - contd.					
(b) Deposits not bearing Interest - contd.					
8443 Civil Deposits-contd.					
108 Public Works Deposits	Cr 3,05,60.08	1,60,52.88	1,79,53.48 Cr	2,86,59.48 (-)19,00.60	(-6)
109 Forest Deposits	Cr 32,34.15	25,73.92	7,53.37 Cr	50,54.70 18,20.55	56
110 Deposits of Police Funds	Cr 8,27.69	75.08	11,30.92 Dr	2,28.15 (-)10,55.84	(-128)
111 Other Departmental Deposits	Cr 4,44,06.67	2,02,85.57	3,63,65.89 Cr	2,83,26.35 (-)1,60,80.32	(-36)
112 Deposits for purchase etc. in India	Cr 1.90 Cr	1.90
113 Deposits for purchase etc. abroad	Cr 0.14 Cr	0.14
117 Deposits for work done for Public bodies or private Individuals	Cr 9,44.51 Cr	9,44.51
120 Deposits of Autonomous District and Regional Funds (Assam, Meghalaya and Mizoram)	Cr 11,84.01	3,04,44.51	3,16,33.22 Dr	4.70 (-)11,88.71	(-100)
121 Deposits in Connection with Elections	Cr 0.62 Cr	0.62

21. DETAILED STATEMENT ON CONTINGENCY FUND AND PUBLIC ACCOUNT TRANSACTIONS

Head of Account	Opening Balance as on 1 April 2016	Receipts	Disbursements	Closing Balance as on 31 March 2017	Net Increase (+) Decrease (-)
				Amount	Per cent
(₹ in lakh)					
Part III Public Account - contd.					
K. Deposit and Advances - concld.					
(b) Deposits not bearing Interest - concld.					
8443 Civil Deposits - concld.					
800 Other Deposits	Cr 1,08,38.15	50.21	...	Cr 1,08,88.36	50.21 ...
Total 8443 Civil Deposits	Cr 10,68,41.50	6,96,24.20	8,78,36.88	Cr 8,86,28.82	(-)1,82,12.68 (-)17
8449 Other Deposits					
105 Deposits of Market Loans	Cr 0.83	Cr 0.83	...
Total 8449 Other Deposits	Cr 0.83	Cr 0.83	...
Total (b) Deposits not bearing Interest	Cr 10,68,42.33	6,96,24.20	8,78,36.88	Cr 8,86,29.65	(-)1,82,12.68 (-)17
(c) Advances					
8550 Civil Advances					
101 Forest Advances	Cr 1,50.55	5,04.41	4,71.40	Cr 1,83.56	33.01 22
104 Other Advances	Dr 1,39.82	Dr 1,39.82	...
Total 8550 Civil Advances	Cr 10.73	5,04.41	4,71.40	Cr 43.74	33.01 308
Total (c) Advances	Cr 10.73	5,04.41	4,71.40	Cr 43.74	33.01 308
Total K. Deposit and Advances	Cr 10,71,08.07	7,01,28.61	8,83,08.28	Cr 8,89,28.40	1,81,79.67 17

21. DETAILED STATEMENT ON CONTINGENCY FUND AND PUBLIC ACCOUNT TRANSACTIONS

Head of Account	Opening Balance as on 1 April 2016	Receipts	Disbursements	Closing Balance as on 31 March 2017	Net Increase (+) Decrease (-)
					Amount Per cent
(₹ in lakh)					
Part III Public Account - contd.					
L. Suspense and Miscellaneous					
(b) Suspense					
8658 Suspense Accounts					
101 Pay and Accounts Office -Suspense	Dr 35,04.25	...	(-)3,77.13 ^[*] Dr	31,27.12	(-)3,77.13 (-)11
102 Suspense Account (Civil)	Dr 23,47.37	0.04	67.91 Dr	24,15.24	67.87 3
107 Cash settlement Suspense Account	Dr 5,33.44 Dr	5,33.44
109 Reserve Bank Suspense -Headquarters	Dr 5,93.04	(-)13,87.38 ^[*] Dr	(-)98.09 ^[*] Dr	18,82.33	12,89.29 217
110 Reserve Bank Suspense -Central Accounts Office	Cr 12,43,65.38	(-)5,26,57.37 ^[*] Cr	(-)24,28.78 ^[*] Cr	7,41,36.79	(-)5,02,28.59 (-)40
112 Tax Deducted at source (TDS) Suspense	Dr (-)5.26	56.14	0.91 Dr	(-)60.49	(-)55.23 1050
123 A.I.S Officers' Group Insurance Scheme	Cr 0.07 Cr	0.07
Total 8658 Suspense Accounts	Cr 11,73,92.61	(-)5,39,88.57^[*]	(-)28,35.18^[*] Cr	6,62,39.22	(-)5,11,53.39 (-)44
Total (b) Suspense	Cr 11,73,92.61	(-)5,39,88.57^[*]	(-)28,35.18^[*] Cr	6,62,39.22	(-)5,11,53.39 (-)44

[*] Minus figure were due to more adjustments during the year 2016-17.

21. DETAILED STATEMENT ON CONTINGENCY FUND AND PUBLIC ACCOUNT TRANSACTIONS

Head of Account	Opening Balance as on 1 April 2016	Receipts	Disbursements	Closing Balance as on 31 March 2017	Net Increase (+) Decrease (-)
					Amount
					Per cent
(₹ in lakh)					
Part III Public Account - contd.					
L. Suspense and Miscellaneous - contd.					
(c) Other Accounts					
8670 Cheques and Bills					
103 Departmental Cheques	Cr 15.23 Cr	15.23	...
Total 8670 Cheques and Bills	Cr 15.23 Cr	15.23	...
8671 Departmental Balances					
101 Civil	Cr 4,77.48	9,77.63	9,56.77 Cr	4,98.34	20.86
Total 8671 Departmental Balances	Cr 4,77.48	9,77.63	9,56.77 Cr	4,98.34	20.86
8673 Cash Balance Investment Account					
101 Cash Balance Investment Account	Cr 1,32,60.97	1,50,09,31.00	1,52,97,45.00 Dr	1,55,53.03 (-)	2,88,14.00 (-)
Total 8673 Cash Balance Investment	Cr 1,32,60.97	1,50,09,31.00	1,52,97,45.00 Dr	1,55,53.03 (-)	2,88,14.00 (-)
Total (c) Other Accounts	Cr 1,37,53.68	1,50,19,08.63	1,53,07,01.77 Dr	1,50,39.46 (-)	2,87,93.14 (-)
(d) Accounts with Governments of Foreign Countries					
8679 Accounts with Government of other Countries					
103 Burma	Dr 25.71	...	5.22 Dr	30.93	5.22
Total 8679 Accounts with Government of other Countries	Dr 25.71	...	5.22 Dr	30.93	5.22

21. DETAILED STATEMENT ON CONTINGENCY FUND AND PUBLIC ACCOUNT TRANSACTIONS

Head of Account	Opening Balance as on 1 April 2016	Receipts	Disbursements	Closing Balance as on 31 March 2017	Net Increase (+) Decrease (-)
				Amount	Per cent
(₹ in lakh)					
Part III Public Account - contd.					
L. Suspense and Miscellaneous - concl'd.					
Total (d) Accounts with Governments of Foreign Countries	Dr 25.71	...	5.22 Dr	30.93	5.22 20
Total L. Suspense and Miscellaneous	Cr 13,11,20.58	1,44,79,20.06	1,52,78,71.81 Cr	5,11,68.83 (-)	7,99,51.75 (-)61
M. Remittances					
(a) Money Orders and other Remittances					
8782 Cash Remittances and adjustments between officers rendering accounts to the same Accounts Officer					
102 Public Works Remittances	Dr 4,11,08.04	17,44,10.81	16,43,19.13 Dr	3,10,16.36 (-)	1,00,91.68 (-)25
103 Forest Remittances	Cr 3,10,35.40	2,31,51.84	2,31,45.91 Cr	3,10,41.33	5.93 ...
Total 8782 Cash Remittances and adjustments between officers rendering accounts to the same Accounts Officer	Dr 1,00,72.64	19,75,62.65	18,74,65.04 Cr	24.97 (-)	1,00,97.61 (-)100
Total (a) Money Orders and other Remittances	Dr 1,00,72.64	19,75,62.65	18,74,65.04 Cr	24.97 (-)	1,00,97.61 (-)100

21. DETAILED STATEMENT ON CONTINGENCY FUND AND PUBLIC ACCOUNT TRANSACTIONS

Head of Account	Opening Balance as on 1 April 2016	Receipts	Disbursements	Closing Balance as on 31 March 2017	Net Increase (+) Decrease (-)
				Amount	Per cent
(₹ in lakh)					
Part III Public Account - contd.					
M. Remittances - contd.					
(b) Inter Government Adjustment Account					
8786 Adjusting Account between Central and State Governments					
Total 8786 Adjusting Account between Central and State Governments	Cr 24.53	24.53	...
8793 Inter-State Suspense Account					
201 Assam	Dr 2,92.18	...	0.02 Dr	2,92.20	...
202 Bihar	Dr 15.85	...	6.75 Dr	22.60	43
203 Karnataka	Dr 5.53	5.53	...
204 Maharashtra	Dr 13.74	...	3.90 Dr	17.64	28
205 West Bengal	Dr 24.46	...	5.31 Dr	29.77	22
206 Orissa	Dr 7.58	...	3.94 Dr	11.52	52
207 Punjab	Cr 0.06	0.06	...
208 Gujarat	Dr 0.18	0.18	...
209 Nagaland	Dr 65.51	...	26.51 Dr	92.02	40
210 Himachal Pradesh	Cr 21.93	...	0.43 Cr	21.50	(-)0.43
211 Tripura	Dr 6.80	...	3.02 Dr	9.82	44
212 Meghalaya	Dr 83.21	...	24.46 Dr	1,07.67	29

21. DETAILED STATEMENT ON CONTINGENCY FUND AND PUBLIC ACCOUNT TRANSACTIONS

Head of Account	Opening Balance as on 1 April 2016	Receipts	Disbursements	Closing Balance as on 31 March 2017	Net Increase (+) Decrease (-)
				Amount	Per cent
(₹ in lakh)					
Part III Public Account - conclud.					
M. Remittances - conclud.					
(b) Inter Government Adjustment Account - conclud.					
8793 Inter-State Suspense Account - conclud.					
213 Arunachal Pradesh	Dr 10,18.54	...	16.71 Dr	10,35.25	16.70 2
214 Manipur	Dr 55.73	...	24.32 Dr	80.05	24.32 44
221 Tamil Nadu	Dr 9.77	...	3.75 Dr	13.52	3.75 38
222 Andhra Pradesh	Dr Dr
225 Chhattisgarh	Dr 2.01 Dr	2.01
Total 8793 Inter-State Suspense Account	Dr 15,79.10	...	1,19.12 Dr	16,98.22	1,19.12 8
Total (b) Inter Government Adjustment Account	Dr 15,54.57	...	1,19.12 Dr	16,73.69	1,19.12 8
Total M. Remittances	Dr 1,16,27.21	19,75,62.65	18,75,84.16 Dr	16,48.72	(-)99,78.49 (-)86
Total Part III Public Account	Cr 51,31,93.09^[a]	1,80,36,76.85	1,88,61,15.16 Cr	43,07,54.78	(-)8,24,38.31 (-)16

[a] Difference of ₹ 0.01 Lakh with last year's closing balance is due to rectification of printing errors.

ANNEXURE TO STATEMENT NO. 21

Analysis of Suspense Balances and Remittance Balances

Sl. No.	Head of Account Ministry /Department with which pending	Balances as on 31 March 2017		Nature of transaction in brief	Earliest year from which pending	Impact of Outstanding on Cash Balance
		Dr	Cr			
1.	8658 Suspense Accounts					
	101 Pay and Accounts Office - Suspense					
i)	PAO, Ministry of Finance, Department of Expenditure, New Delhi	6.08	0.66	Non-reimbursement of claim being adoption of new procedure with Bank Treasury	Documents not available	Cash Balance is affected by transaction of PAO Suspense
ii)	PAO, Ministry of Home Affairs, New Delhi	43.72	1,52.35	Non-reimbursement of claim (Expenditure incurred)	Documents not available	Cash Balance is affected by transaction of PAO Suspense
iii)	A.G. (A&E) Meghalaya, Shillong	56.36	...	Non-reimbursement of claim (Expenditure incurred)	2010-11	Cash Balance is affected by transaction of PAO Suspense
iv)	PAO Assam Rifles	92.74	0.24	Non-reimbursement of claim (Expenditure incurred)	Documents not available	Cash Balance is affected by transaction of PAO Suspense
v)	RPAO Ministry of Surface Transport	27,10.77	...	Non-reimbursement of claim (Expenditure incurred)	Documents not available	Cash Balance is affected by transaction of PAO Suspense

(₹ in lakh)

ANNEXURE TO STATEMENT NO. 21

Analysis of Suspense Balances and Remittance Balances

Sl. No.	Head of Account Ministry /Department with which pending	Balances as on 31 March 2017		Nature of transaction in brief	Earliest year from which pending	Impact of Outstanding on Cash Balance
		Dr	Cr			
1.	8658 Suspense Accounts- contd.					
	101 Pay and Accounts Office - Suspense - conclud.					
vi)	PAO-5 Delhi Admn (P), Tis Hazari, Delhi	(-)0.08	...	Non-reimbursement of claim (Expenditure incurred)	Documents not available	Cash Balance is affected by transaction of PAO Suspense
vii)	PAO, Election Commission	...	2.18	Non-reimbursement of claim (Expenditure incurred)	Documents not available	Cash Balance is affected by transaction of PAO Suspense
viii)	Central Pay Accounting Office, New Delhi	11,17.81	7,44.85	Non-reimbursement of claim (Expenditure incurred)	1991-92 to till date	Cash Balance is affected by transaction of PAO Suspense
	Total 101	40,27.40	9,00.28			
	102 Suspense Account (Civil)					
i)	Treasury Suspense	51,80.57	14,30.87	Receipt and Expenditure	1993	Wrong reporting of economic indicators
ii)	New Defined Contributory Pension Scheme	...	0.80	Pension voucher	2011-12	Cash Balance is affected by transaction of PAO Suspense
iii)	Objection Book Suspense	31,88.29	60,25.08	Voucher/Challan	Not available	No impact on cash Balance

(₹ in lakh)

ANNEXURE TO STATEMENT NO. 21

Analysis of Suspense Balances and Remittance Balances

Sl. No.	Head of Account Ministry /Department with which pending	Balances as on 31 March 2017		Nature of transaction in brief	Earliest year from which pending	Impact of Outstanding on Cash Balance
		Dr	Cr			
1.	8658 Suspense Accounts-contd.					
	102-Suspense Account (Civil) - conclud.					
iv)	Un-classified Suspense	36.86	12.09	Non-receipt of ISS accounts	1987-88 to 1998	No impact on cash Balance
v)	Accounts with Railways	9.17	...	Non-Reimbursement of claim	Documents not available	Cash Balance is affected by transaction of PAO Suspense
vi)	Accounts with Defence	13,77.14	...	Expenditure incurred by State Government on Defence pension paid through treasury to be reimbursed	1984-85	Cash balance will get reduced on receipt of reimbursement
vii)	Accounts with Posts	22.56	0.09	Non-Reimbursement of claim	Documents not available	No impact on cash Balance
viii)	A.G. (A&E) Meghalaya, Shillong	13.43	...	Non-Reimbursement of claim	2010-11	No impact on cash Balance
ix)	Trans Liaison Office Guwahati	59.22	3.07	Non-Reimbursement of claim	Documents not available	No impact on cash Balance
	Total 102	98,87.24	74,72.00			

(₹ in lakh)

ANNEXURE TO STATEMENT NO. 21

Analysis of Suspense Balances and Remittance Balances

Sl. No.	Head of Account Ministry /Department with which pending	Balances as on 31 March 2017		Nature of transaction in brief	Earliest year from which pending	Impact of Outstanding on Cash Balance
		Dr	Cr			
1.	8658 Suspense Accounts- contd.					
	107 Cash Settlement Suspense Account					
i)	CSSA PWD	5,52.38	18.94	Record not available	Record not available	
ii)	Power Project	1,80.00	1,80.00	Record not available	Record not available	
	Total 107	7,32.38	1,98.94			
	109 Reserve Bank Suspense - Headquarters					
	Central Pension Accounting Office, New Delhi	5,29.88	...	Non- receipt of Scroll from Treasury	Documents not available	Cash Balance is affected by transaction of PAO Suspense
	R.B. Suspense (HQ) Civil	(-)3,36.98	(-)16,89.43	Non- receipt of Scroll from Treasury	Documents not available	Cash Balance is affected by transaction of PAO Suspense
	Total 109	1,92.90	(-)16,89.43			

(₹ in lakh)

ANNEXURE TO STATEMENT NO. 21

Analysis of Suspense Balances and Remittance Balances

Sl. No.	Head of Account Ministry /Department with which pending	Balances as on 31 March 2017		Nature of transaction in brief	Earliest year from which pending	Impact of Outstanding on Cash Balance
		Dr	Cr			
1.	8658 Suspense Accounts- contd.					
	110 Reserve Bank Suspense - Central Accounts Office					
	Accounts with Uttaranchal	5.22	...	Non-receipt of accounts as per Clearance Memo	w.e.f.2003-04	Cash Balance is affected by transaction of PAO Suspense
	Accounts with Jharkhand	2.75	...	Non-receipt of accounts as per Clearance Memo	w.e.f. 2008-09	Cash Balance is affected by transaction of PAO Suspense
	(b) C.A.O	12,79,97.73	19,89,24.25	Non-receipt of accounts as per Clearance Memo	w.e.f.2001-02	Cash Balance is affected by transaction of PAO Suspense
	Adjustment for Loans and Grants	...	3,55.40	Non-receipt of accounts as per Clearance Memo	w.e.f. 2001-02	Cash Balance is affected by transaction of PAO Suspense
	Account with Arunachal Pradesh	1.26	11.68	Non-receipt of accounts as per Clearance Memo	w.e.f.2003-04	Cash Balance is affected by transaction of PAO Suspense
	Account with Tripura	5.65	...	Non-receipt of accounts as per Clearance Memo	w.e.f. 2002-03	Cash Balance is affected by transaction of PAO Suspense

(₹ in lakh)

ANNEXURE TO STATEMENT NO. 21

Analysis of Suspend Balances and Remittance Balances

Sl. No.	Head of Account Ministry /Department with which pending	Balances as on 31 March 2017		Nature of transaction in brief	Earliest year from which pending	Impact of Outstanding on Cash Balance
		Dr	Cr			
1.	8658 Suspend Accounts- contd.					
	110 Reserve Bank Suspend - Central Accounts Office - contd.					
	Account with Himachal Pradesh	(-)0.17	...	Non-receipt of accounts as per Clearance Memo	w.e.f.2011-12	Cash Balance is affected by transaction of PAO Suspend
	Account with Meghalaya	0.53	6,80.37	Non-receipt of accounts as per Clearance Memo	w.e.f.2001-02	Cash Balance is affected by transaction of PAO Suspend
	Account with Orissa	(-)0.39	...	Non-receipt of accounts as per Clearance Memo	w.e.f. 2002-03	Cash Balance is affected by transaction of PAO Suspend
	Account with Karnataka	1.82
	Account with Maharashtra	27,19.45	51,89.34	Non-receipt of accounts as per Clearance Memo	w.e.f. 2006-07	Cash Balance is affected by transaction of PAO Suspend
	Account with Uttar Pradesh	(-)2.16	(-)2.29	Non-receipt of accounts as per Clearance Memo	w.e.f. 2000-01	Cash Balance is affected by transaction of PAO Suspend

(₹ in lakh)

ANNEXURE TO STATEMENT NO. 21

Analysis of Suspense Balances and Remittance Balances

Sl. No.	Head of Account Ministry /Department with which pending	Balances as on 31 March 2017		Nature of transaction in brief	Earliest year from which pending	Impact of Outstanding on Cash Balance
		Dr	Cr			
1.	8658 Suspense Accounts- contd.					
	110 Reserve Bank Suspense - Central Accounts Office - contd.					
	Account with Haryana	11.72	...	Non-receipt of accounts as per Clearance Memo	w.e.f. 2001-02	Cash Balance is affected by transaction of PAO Suspense
	Account with Bihar	14.31	...	Non-receipt of accounts as per Clearance Memo	w.e.f. 2002-03	Cash Balance is affected by transaction of PAO Suspense
	Account with West Bengal	51.06	(-)2,18.00	Non-receipt of accounts as per Clearance Memo	w.e.f. 1999	Cash Balance is affected by transaction of PAO Suspense
	Account with Tamil Nadu	(-)1.52	...	Non-receipt of accounts as per Clearance Memo	w.e.f. 2001-02	Cash Balance is affected by transaction of PAO Suspense
	Account with Assam	(-)64.70	(-)24.88	Non-receipt of accounts as per Clearance Memo	w.e.f. 1999	Cash Balance is affected by transaction of PAO Suspense

(₹ in lakh)

ANNEXURE TO STATEMENT NO. 21**Analysis of Suspense Balances and Remittance Balances**

Sl. No.	Head of Account Ministry /Department with which pending	Balances as on 31 March 2017		Nature of transaction in brief	Earliest year from which pending	Impact of Outstanding on Cash Balance
		Dr	Cr			
1.	8658 Suspense Accounts- contd.					
	110 Reserve Bank Suspense - Central Accounts Office - conclud.					
	Account with Manipur	4.72	(-)0.35	Non-receipt of accounts as per Clearance Memo	w.e.f. 2001-02	Cash Balance is affected by transaction of PAO Suspense
	Account with Kerala	29.81	(-)0.01	Non-receipt of accounts as per Clearance Memo	w.e.f. 2001-02	Cash Balance is affected by transaction of PAO Suspense
	Accounts with Andhra Pradesh	2.84	...	Non-receipt of accounts as per Clearance Memo	w.e.f. 2016-17	Cash Balance is affected by transaction of PAO Suspense
	Accounts with Nagaland	0.12	0.12	Non-receipt of accounts as per Clearance Memo	w.e.f. 2016-17	Cash Balance is affected by transaction of PAO Suspense
	Accounts with Telangana	(-)1.23	...	NA	NA	NA
	Accounts with Rajasthan	0.02	...	Non-receipt of accounts as per Clearance Memo	w.e.f. 2016-17	Cash Balance is affected by transaction of PAO Suspense
	Total 110	13,07,78.84	20,49,15.63			

(₹ in lakh)

ANNEXURE TO STATEMENT NO. 21

Analysis of Suspense Balances and Remittance Balances

Sl. No.	Head of Account Ministry /Department with which pending	Balances as on 31 March 2017		Nature of transaction in brief	Earliest year from which pending	Impact of Outstanding on Cash Balance
		Dr	Cr			
1.	8658 Suspense Accounts- contd.					
	112 Tax Deducted at source (TDS) Suspense					
	CBDT	0.91	61.40	Non-receipt of Bank Scroll from Treasury	Documents not available	Cash Balance is affected by transaction of PAO Suspense
	Total 112	0.91	61.40			
	123 A.I.S Officers' Group Insurance Scheme	...	0.07	Record not Available	Record not Available	Cash Balance is affected by transaction of PAO Suspense
	Total 8658	14,56,19.67	21,18,58.89			
2.	8782- Cash Remittances and adjustments between officers rendering accounts to the same Accounts Officer					
	102 Public Works Remittances					
i)	Remittances into Treasuries	46,11,72.51	39,25,59.46	Challan	Pre 2001-02 to till date	Cash Balance is affected by transaction

(₹ in lakh)

ANNEXURE TO STATEMENT NO. 21

Analysis of Suspense Balances and Remittance Balances

Sl. No.	Head of Account Ministry /Department with which pending	Balances as on 31 March 2017		Nature of transaction in brief	Earliest year from which pending	Impact of Outstanding on Cash Balance
		Dr	Cr			
2.	8782- Cash Remittances and adjustments between officers rendering accounts to the same Accounts Officer - conclud.					
	102 Public Works Remittances - conclud.					
ii)	Public Works Cheques	1,22,68,69.15	1,26,44,34.90	Cheque	Pre 2001-02 to till date	Cash Balance is affected by transaction
iii)	Other Remittances	2.26	33.20	Challan	Pre 2001-02	Cash Balance is affected by transaction
	Total 102	1,68,80,43.92	1,65,70,27.56			
	103 Forest Remittances					
i)	Remittances	3,86,56.34	7,60,31.63	Challan	Not available	Cash Balance is affected by transaction
ii)	Forest Cheques	17,10,10.31	16,66,95.02	Cheque	Not available	Cash Balance is affected by transaction
iii)	Other Remittances	48,70.04	28,51.37	Challan	Not available	Cash Balance is affected by transaction
iv)	Inter-Divisional Transfer	0.50	0.50	Adjustment	Not available	No impact on cash Balance
	Total 103	21,45,37.19	24,55,78.52			
	Total 8782	1,90,25,81.11	1,90,26,06.08			

(₹ in lakh)

ANNEXURE TO STATEMENT NO. 21

Analysis of Suspense Balances and Remittance Balances

Sl. No.	Head of Account Ministry /Department with which pending	Balances as on 31 March 2017		Nature of transaction in brief	Earliest year from which pending	Impact of Outstanding on Cash Balance
		Dr	Cr			
3.	8793 Inter-State Suspense Account					
	201 Assam	3,31.00	38.80	Non-receipt of accounts as per Clearance Memo	Record not Available	Cash Balance is affected by Inter State Suspense
	202 Bihar	22.93	0.33	Non-receipt of accounts as per Clearance Memo	Record not Available	Cash Balance is affected by Inter State Suspense
	203 Karnataka	5.63	0.10	Non-receipt of accounts as per Clearance Memo	Record not Available	Cash Balance is affected by Inter State Suspense
	204 Maharashtra	18.23	0.59	Non-receipt of accounts as per Clearance Memo	Record not Available	Cash Balance is affected by Inter State Suspense
	205 West Bengal	31.36	1.59	Non-receipt of accounts as per Clearance Memo	Record not Available	Cash Balance is affected by Inter State Suspense
	206 Orissa	12.33	0.81	Non-receipt of accounts as per Clearance Memo	Record not Available	Cash Balance is affected by Inter State Suspense
	207 Punjab	...	0.06	Non-receipt of accounts as per Clearance Memo	Record not Available	Cash Balance is affected by Inter State Suspense

(₹ in lakh)

ANNEXURE TO STATEMENT NO. 21

Analysis of Suspense Balances and Remittance Balances

Sl. No.	Head of Account Ministry /Department with which pending	Balances as on 31 March 2017		Nature of transaction in brief	Earliest year from which pending	Impact of Outstanding on Cash Balance
		Dr	Cr			
3.	8793 Inter-State Suspense Account - contd.					
	208 Gujarat	0.23	0.05	Non-receipt of accounts as per Clearance Memo	Record not Available	Cash Balance is affected by Inter State Suspense
	209 Nagaland	99.62	7.60	Non-receipt of accounts as per Clearance Memo	Record not Available	Cash Balance is affected by Inter State Suspense
	210 Himachal Pradesh	(-)21.11	0.39	Non-receipt of accounts as per Clearance Memo	Record not Available	Cash Balance is affected by Inter State Suspense
	211 Tripura	10.10	0.28	Non-receipt of accounts as per Clearance Memo	Record not Available	Cash Balance is affected by Inter State Suspense
	212 Meghalaya	1,26.96	19.29	Non-receipt of accounts as per Clearance Memo	Record not Available	Cash Balance is affected by Inter State Suspense
	213 Arunachal Pradesh	10,37.86	2.61	Non-receipt of accounts as per Clearance Memo	Record not Available	Cash Balance is affected by Inter State Suspense
	214 Manipur	82.96	2.91	Non-receipt of accounts as per Clearance Memo	Record not Available	Cash Balance is affected by Inter State Suspense

(₹ in lakh)

ANNEXURE TO STATEMENT NO. 21

Analysis of Suspense Balances and Remittance Balances

Sl. No.	Head of Account Ministry /Department with which pending	Balances as on 31 March 2017		Nature of transaction in brief	Earliest year from which pending	Impact of Outstanding on Cash Balance
		Dr	Cr			
3.	8793 Inter-State Suspense Account - conclud.					
	221 Tamil Nadu	13.52	...	Non-receipt of accounts as per Clearance Memo	Record not Available	Cash Balance is affected by Inter State Suspense
	225 Chhattisgarh	2.40	0.39	Non-receipt of accounts as per Clearance Memo	Record not Available	Cash Balance is affected by Inter State Suspense
	Total 8793	17,74.02	75.80			
	Grand Total	2,04,99,74.80	2,11,45,40.77			

(₹ in lakh)

22. DETAILED STATEMENT OF INVESTMENTS OF EARMARKED BALANCES

Name of the Reserve Fund or Deposit Account	Balance as on 1 April 2016		Balance as on 31 March 2017	
	Cash	Investment	Total	Total
(₹ in lakh)				
J. Reserve Fund				
(a) Reserve Funds bearing Interest				
8121 General and Other Reserve Funds				
122 State Disaster Response Fund (SDRF)	81.25	...	81.25	(-) 4,79.23
Total 8121 General and Other Reserve Funds	81.25	...	81.25	(-) 4,79.23
(b) Reserve Funds not bearing Interest				
8222 Sinking Funds				
<i>01 Appropriation for reduction or avoidance of Debt</i>				
101 Sinking Funds	2,01,73.75	...	2,01,73.75	2,33,03.75
<i>02 Sinking Fund Investment Account</i>				
101 Sinking Fund- Investment Account	...	2,01,73.75	2,01,73.75	...
Total 8222 Sinking Funds	2,01,73.75	...	2,01,73.75	2,33,03.75
Cash Investment	...	2,01,73.75	2,01,73.75	2,33,03.75
8235 General and Other Reserve Funds				
101 General Reserve Funds of Government Commercial Departments/ Undertakings	2,82.96	...	2,82.96	2,82.96

22. DETAILED STATEMENT OF INVESTMENTS OF EARMARKED BALANCES

Name of the Reserve Fund or Deposit Account	Balance as on 1 April 2016		Balance as on 31 March 2017		
	Cash	Investment	Total	Cash Investment	Total
(₹ in lakh)					
J. Reserve Fund - conclud.					
(b) Reserve Funds not bearing Interest - conclud.					
8235 General and Other Reserve Funds - conclud.					
117 Guarantee Redemption Fund	9,50.00	...	9,50.00	11,50.00	11,50.00
120 Guarantee Redemption Fund Investment Account	...	9,50.00	9,50.00	11,50.00	11,50.00
200 Other Funds	3,69.02	...	3,69.02	3,69.02	3,69.02
Total 8235 General and Other Reserve Funds	16,01.98	...	16,01.98	18,01.98	18,01.98
Total J. Reserve Fund	2,18,56.98	...	2,18,56.98	2,46,26.50	2,46,26.50
Investment	...	2,11,23.75	2,11,23.75	2,44,53.75	2,44,53.75
K. Deposit and Advances					
(b) Deposits not bearing Interest					
8449 Other Deposits					
105 Deposits of Market Loans	0.83	...	0.83	0.83	0.83
Total 8449 Other Deposits	0.83	...	0.83	0.83	0.83
Total K. Deposit and Advances	0.83	...	0.83	0.83	0.83
Grand Total	2,18,57.81	...	2,18,57.81	2,46,27.33	2,46,27.33
Investment	...	2,11,23.75	2,11,23.75	2,44,53.75	2,44,53.75

ANNEXURE TO STATEMENT NO. 22

Description of Loan	Balance as on 1 April 2016	Add Amount Appropriated from revenues	Add Interest on Investments	Total	Less discharges during the year	Balance as on 31 March 2017	Remark
(₹ in lakh)							
I. Sinking Fund for amortisation of loans							
1. Amount Appropriated from Revenue	2,01,73.75	31,30.00	...	2,33,03.75	...	2,33,03.75	...
Total	2,01,73.75	31,30.00	...	2,33,03.75	...	2,33,03.75	...

SINKING FUND INVESTMENT ACCOUNT

Description of Loan	Balance as on 1 April 2016	Purchase of Securities ^[a]	Total	Sales of Securities	Balance as on 31 March 2017	Face value	Market value	Remarks
(₹ in lakh)								
7.37 Per cent Mizoram Loan, 2014	5,65.58	...	5,65.58	...	5,65.59	Matured
6.35 Per cent Mizoram Loan, 2020	19,70.65	...	19,70.65	...	19,70.65	21,45.30
8.35 Per cent Mizoram Loan, 2022	1,81.54	...	1,81.54	...	1,81.54	14,37.90
12.30 Per cent Mizoram Loan, 2016	4,67.31	...	4,67.31	...	4,67.31	Matured

[a] The difference between "Purchase of securities and investments" is due to the accrued interest on investment of securities routed through the Government Account but directly invested by Reserve Bank of India on securities.

ANNEXURE TO STATEMENT NO. 22

SINKING FUND INVESTMENT ACCOUNT

Description of Loan	Balance as on 1 April 2016	Purchase of Securities ^[a]	Total	Sales of Securities	Balance as on 31 March 2017	Face value	Market value	Remarks
(₹ in lakh)								
5.64 Per cent Mizoram Loan, 2019	45.46	...	45.46	...	45.46	54.00
8.24 Per cent Mizoram Loan, 2018	19,52.26	...	19,52.26	...	19,52.26	19,49.80
7.99 Per cent Mizoram Loan, 2017	10,54.58	...	10,54.58	...	10,54.58	9,54.00
7.46 Per cent Mizoram Loan, 2017	5,45.49	...	5,45.49	...	5,45.49	1,30.10
7.94 Per cent Mizoram Loan, 2021	1,13.38	...	1,13.38	...	1,13.38	1,06.80
6.90 Per cent Mizoram Loan 2019	2,23.30	...	2,23.30	...	2,23.30	2,31.20
7.59 Per cent Mizoram Loan 2016	50.88	...	50.88	...	50.88	Matured
8.07 Per cent Mizoram Loan 2017	13.30	...	13.30	...	13.30	Matured
8.20 Per cent Mizoram Loan 2020	2,49.79	...	2,49.79	...	2,49.79	2,72.60

[a] The difference between "Purchase of securities and investments" is due to the accrued interest on investment of securities routed through the Government Account but directly invested by Reserve Bank of India on securities.

ANNEXURE TO STATEMENT NO.22

SINKING FUND INVESTMENT ACCOUNT

Description of Loan	Balance as on 1 April 2016	Purchase of Securities ^[a]	Total	Sales of Securities	Balance as on 31 March 2017	Face value	Market value	Remarks
(₹ in lakh)								
7.49 Per cent Mizoram Loan 2017	23.86	...	23.86	...	23.86	4,37.20	...	
6.05 Per cent Mizoram Loan 2019	1.33	...	1.33	...	1.33	1.50	...	
8.13 Per cent Mizoram Loan 2022	21,02.74	...	21,02.74	...	21,02.74	21,14.40	...	
8.08 Per cent Mizoram Loan 2022	34,36.44	...	34,36.44	...	34,36.44	34,51.00	...	
7.80 Per cent Mizoram Loan 2020	36.91	...	36.91	...	36.91	0.50	...	
7.83 Per cent Mizoram Loan 2018	2,96.16	...	2,96.16	...	2,96.16	3,00.30	...	
9.15 Per cent Mizoram Loan 2024	3,63.90	1,45.21	5,09.11	...	5,09.11	4,59.70	...	
8.19 Per cent Mizoram Loan 2020	10,50.55	...	10,50.55	...	10,50.55	10,37.30	...	
8.79 Per cent Mizoram Loan 2021	2,14.88	...	2,14.88	...	2,14.88	2,04.80	...	
7.02 Per cent Mizoram Loan 2016	3,39.61	...	3,39.61	...	3,39.61	Matured	...	

[a] The difference between "Purchase of securities and investments" is due to the accrued interest on investment of securities routed through the Government Account but directly invested by Reserve Bank of India on securities.

ANNEXURE TO STATEMENT NO. 22
SINKING FUND INVESTMENT ACCOUNT

Description of Loan	Balance as on 1 April 2016	Purchase of Securities ^[a]	Total	Sales of Securities	Balance as on 31 March 2017	Face value	Market value	Remarks
(₹ in lakh)								
7.80 Per cent Mizoram Loan 2022	1,89.74	...	1,89.74	...	1,89.74	2,31.20
8.15 Per cent Mizoram Loan 2022	2,19.33	...	2,19.33	...	2,19.33	5,90.10
8.33 Per cent Mizoram Loan 2026	6,33.11	...	6,33.11	...	6,33.11	10,54.10
8.20 Per cent Mizoram Loan 2025	50.93	...	50.93	...	50.93	24,97.10
8.12 Per cent Mizoram Loan 2020	4,94.28	...	4,94.28	...	4,94.28	12,36.50
8.35 % Govt. Stock 2023	19,94.28	...	19,94.28	...	19,94.28	19,93.30
8.28 % Govt. Stock 2027	6,23.09	1,61.44	7,84.53	...	7,84.53	23,64.29
8.12 % Govt. Stock 2020	1.86	...	1.86	...	1.86	12,36.50
8.33 % Govt. Stock 2026	25.37	...	25.37	...	25.37	10,54.10
8.24 % Govt. Stock 2027	11,90.19	87.86	12,78.05	...	12,78.05	9,65.20
8.60 % Govt. Stock 2028	7,32.16	28,00.13	35,32.29	...	35,32.29	31,68.56
8.40 % Govt. Stock 2024	1,98.59	...	1,98.59	...	1,98.59	1,90.96
8.35 % Govt. Stock 2022	11,67.20	...	11,67.20	...	11,67.20	14,37.90
8.83% Govt. Stock 2023	18,09.12	...	18,09.12	...	18,09.12	33,76.90

[a] The difference between "Purchase of securities and investments" is due to the accrued interest on investment of securities routed through the Government Account but directly invested by Reserve Bank of India on securities.

ANNEXURE TO STATEMENT NO. 22
SINKING FUND INVESTMENT ACCOUNT

Description of Loan	Balance as on 1 April 2016	Purchase of Securities ^[a]	Total	Sales of Securities	Balance as on 31 March 2017	Face value	Market value	Remarks
	(₹ in lakh)							
9.20% Govt. Stock 2030	11,55.28	12,27.43	23,82.71	...	23,82.71	20,88.58
8.97% Govt. Stock 2030	1,45.59	4,34.56	5,80.15	...	5,80.15	4,98.77
7.88% Govt. Stock 2030	4.85	11,02.89	11,07.74	...	11,07.74	10,69.77
8.15% Govt. Stock 2026	1,02.38	1,51.65	2,54.03	...	2,54.03	2,35.10
7.59% Govt. Stock 2026	3,80.25	4,05.23	7,85.48	...	7,85.48	7,64.80
7.16% Govt. Stock 2023	1,39.42	...	1,39.42	...	1,39.42	2,10.30
8.26 % Govt. Stock 2027	...	42.57	42.57	...	42.57	38.81
Total	2,65,56.92	65,58.97	3,31,15.89	...	3,31,15.89	4,15,89.24

[a] The difference between "Purchase of securities and investments" is due to the accrued interest on investment of securities routed through the Government Account but directly invested by Reserve Bank of India on securities.

PART II

APPENDICES

APPENDIX I**Comparative Expenditure on Salary by Major Head**

(₹ in lakh)

Department	Major Head	Description	2016-17			2015-16				
			Non-Plan	Plan	CSS (including CP)	Total	Non-Plan	Plan	CSS (including CP)	Total
Agriculture and Allied Activities	2415	Agricultural Research and Education	2,99.57	...	7,16.33	10,15.90	2,58.81	...	5,70.83	8,29.64
	2435	Other Agricultural Programmes	2,30.35	74.90	...	3,05.25	2,17.15	71.38	...	2,88.53
	Total	Agriculture and Allied Activities	5,29.92	74.90	7,16.33	13,21.15	4,75.96	71.38	5,70.83	11,18.17
Animal Husbandry and Veterinary	2403	Animal Husbandry	33,07.90	4,16.68	68.09	37,92.67	31,27.13	4,16.24	0.77	35,44.14
	2404	Dairy Development	88.53	8.38	...	96.91	89.14	2.70	...	91.84
	Total	Animal Husbandry and Veterinary	33,96.43	4,25.06	68.09	38,89.58	32,16.27	4,18.94	0.77	36,35.98
Accounts and Treasuries	2054	Treasury and Accounts Administration	19,37.01	19,37.01	18,27.00	18,27.00
	Total	Accounts and Treasuries	19,37.01	19,37.01	18,27.00	18,27.00
Co-operation	2425	Co-operation	7,00.27	75.37	...	7,75.64	6,78.86	70.84	...	7,49.70
	Total	Co-operation	7,00.27	75.37	...	7,75.64	6,78.86	70.84	...	7,49.70

APPENDIX I**Comparative Expenditure on Salary by Major Head**

(₹ in lakh)

Department	Major Head	Description	2016-17			2015-16			
			Non-Plan	Plan	CSS (including CP)	Total	Non-Plan	Plan	CSS (including CP)
Food, Civil Supplies and Consumer Affairs	3456	Civil Supplies	14,61.52	60.44	...	15,21.96	48.16	...	14,26.78
	Total	Food, Civil Supplies and Consumer Affairs	32,03.36	60.44	...	32,63.80	48.16	...	31,73.93
Governor's Secretariat	2012	President, Vice-President / Governor Administrator of Union Territories	3,99.04	3,99.04
	Total	Governor's Secretariat	3,99.04	3,99.04
Higher and Technical Education	2203	Technical Education	3,91.00	4,01.01	...	7,92.01	3,47.16	...	7,17.98
	Total	Higher and Technical Education	3,91.00	4,01.01	...	7,92.01	3,47.16	...	7,17.98
Home (Police)	2055	Police	4,10,74.34	4,10,74.34	3,90,95.16	...	3,90,95.16
	Total	Home (Police)	4,10,74.34	4,10,74.34	3,90,95.16	...	3,90,95.16
Home (Prison)	2056	Jails	13,42.81	4.90	...	13,47.71	4.20	...	12,06.89
	Total	Home (Prison)	13,42.81	4.90	...	13,47.71	4.20	...	12,06.89
Horticulture	2401	Crop Husbandry	42,92.92	4,87.74	...	47,80.66	4,44.77	...	46,25.23
	Total	Horticulture	42,92.92	4,87.74	...	47,80.66	4,44.77	...	46,25.23

APPENDIX I**Comparative Expenditure on Salary by Major Head**

Department	Major Head	Description	2016-17			2015-16			Total
			Non-Plan	Plan	CSS (including CP)	Non-Plan	Plan	CSS (including CP)	
Industries	2851	Village and Small Industries	31,60.48	2,19.59	...	31,03.88	2,00.05	...	33,80.07
	2852	Industries	1,17.79	1,13.20	1,17.79
	2853	Non-ferrous Mining and Metallurgical Industries	3,74.58	13.64	...	3,84.18	2.16	...	3,88.22
	Total	Industries	36,52.85	2,33.23	...	36,01.26	2,02.21	...	38,86.08
Information and Public Relations	2220	Information and Publicity	6,59.85	6,34.62	6,59.85
	Total	Information and Public Relations	6,59.85	6,34.62	6,59.85
Labour and Employment	2230	Labour and Employment	4,80.05	2,21.20	...	4,51.82	1,95.23	...	7,01.25
	Total	Labour and Employment	4,80.05	2,21.20	...	4,51.82	1,95.23	...	7,01.25
Land Revenue and Reforms	2029	Land Revenue	16,23.86	15,71.10	16,23.86
	2506	Land Reforms	...	2,04.41	1,85.67	21.86	2,04.41
	Total	Land Revenue and Reforms	16,23.86	2,04.41	...	15,71.10	1,85.67	21.86	18,28.27
	Total					15,71.10	1,85.67	21.86	17,78.63

(₹ in lakh)

APPENDIX I**Comparative Expenditure on Salary by Major Head**

(₹ in lakh)

Department	Major Head	Description	2016-17			2015-16				
			Non-Plan	Plan	CSS (including CP)	Total	Non-Plan	Plan	CSS (including CP)	Total
Law and Judicial	2014	Administration and Justice	15,88.89	42.77	...	16,31.66	14,29.82	41.29	...	14,71.11
	Total	Law and Judicial	15,88.89	42.77	...	16,31.66	14,29.82	41.29	...	14,71.11
Legislative Assembly	2011	Parliament/State /Union Territory Legislatures	12,65.07	12,65.07	11,86.05	11,86.05
	Total	Legislative Assembly	12,65.07	12,65.07	11,86.05	11,86.05
Local Administration	2070	Other Administrative Services	31,80.89	1,76.78	...	33,57.67	29,07.53	1,63.31	...	30,70.84
	2216	Housing	69.43	69.43	1,00.66	1,00.66
Total	Total	Local Administration	32,50.32	1,76.78	...	34,27.10	30,08.19	1,63.31	...	31,71.50
Planning (Science and Technology)	3275	Other Communications Services	...	1,23.70	...	1,23.70	...	1,10.35	...	1,10.35
	3425	Other Scientific Research	59.27	89.02	...	1,48.29	51.99	52.10	...	1,04.09
Total	Total	Planning (Science and Technology) Engineering	59.27	2,12.72	...	2,71.99	51.99	1,62.45	...	2,14.44

APPENDIX I**Comparative Expenditure on Salary by Major Head**

Department	Major Head	Description	2016-17				2015-16			
			Non-Plan	Plan	CSS (including CP)	Total	Non-Plan	Plan	CSS (including CP)	Total
Planning (Economics and Statistics)	3454	Census Surveys and Statistics	7,66.18	1,00.68	37.95	9,04.81	7,15.96	84.74	50.16	8,50.86
	Total	Planning (Economics and Statistics)	7,66.18	1,00.68	37.95	9,04.81	7,15.96	84.74	50.16	8,50.86
Power	2801	Power	89,37.88	1,74.33	...	91,12.21	84,33.89	1,47.07	...	85,80.96
	Total	Power	89,37.88	1,74.33	...	91,12.21	84,33.89	1,47.07	...	85,80.96
Printing and Stationery	2058	Stationery and Printing	10,22.65	25.94	...	10,48.59	10,25.93	16.58	...	10,42.51
	Total	Printing and Stationery	10,22.65	25.94	...	10,48.59	10,25.93	16.58	...	10,42.51
Public Health Engineering	2215	Water Supply and Sanitation	39,09.38	7,43.27	...	46,52.65	38,91.94	6,52.35	...	45,44.29
	Total	Public Health Engineering	39,09.38	7,43.27	...	46,52.65	38,91.94	6,52.35	...	45,44.29
Public Works	2059	Public Works	31,51.07	0.04	...	31,51.11	29,85.51	1.08	...	29,86.59
	3054	Roads and Bridges	53,33.25	9,72.80	...	63,06.05	50,78.22	7,76.49	...	58,54.71
Total		Public Works	84,84.32	9,72.84	...	94,57.16	80,63.73	7,77.57	...	88,41.30

(₹ in lakh)

APPENDIX I**Comparative Expenditure on Salary by Major Head**

(₹ in lakh)

Department	Major Head	Description	2016-17			2015-16				
			Non-Plan	Plan	CSS (including CP)	Total	Non-Plan	Plan	CSS (including CP)	Total
Rural Development	2501	Special Programmes for Rural Development	3,71.51	1,02.30	...	4,73.81	3,38.60	1,00.96	...	4,39.56
	2515	Other Rural Development Programme	17,07.17	1,64.90	...	18,72.07	16,78.94	1,49.17	...	18,28.11
	Total	Rural Development	20,78.68	2,67.20	...	23,45.88	20,17.54	2,50.13	...	22,67.67
School Education	2202	General Education	4,89,99.69	2,34,62.09	42,81.38	7,67,43.16	4,58,13.57	2,31,11.31	37,36.13	7,26,61.01
	Total	School Education	4,89,99.69	2,34,62.09	42,81.38	7,67,43.16	4,58,13.57	2,31,11.31	37,36.13	7,26,61.01
Secretariat Administration	2013	Council of Ministers	1,66.18	1,66.18	1,70.71	1,70.71
	2052	Secretariat General Services	78,20.26	78,20.26	71,51.92	71,51.92
	2251	Secretariat Social Services	1,36.07	1,36.07	1,49.17	1,49.17
	3451	Secretariat Economic Services	2,88.92	1,24.48	...	4,13.40	2,64.90	1,19.29	...	3,84.19
	Total	Secretariat Administration	84,11.43	1,24.48	...	85,35.91	77,36.70	1,19.29	...	78,55.99

APPENDIX I**Comparative Expenditure on Salary by Major Head**

Department	Major Head	Description	2016-17				2015-16			
			Non-Plan	Plan	CSS (including CP)	Total	Non-Plan	Plan	CSS (including CP)	Total
Social Welfare	2235	Social Security and Welfare	10,01.97	3,30.01	14,10.32	27,42.30	10,29.47	3,55.69	12,82.98	26,68.14
	2236	Nutrition	44.24	44.24	47.72	47.72
	Total	Social Welfare	10,46.21	3,30.01	14,10.32	27,86.54	10,77.19	3,55.69	12,82.98	27,15.86
Soil and Water Conservation	2402	Soil and Water Conservation	15,35.25	15,35.25	15,15.52	15,15.52
	Total	Soil and Water Conservation	15,35.25	15,35.25	15,15.52	15,15.52
Sports and Youth Services	2204	Sports and Youth Services	70.49	3,24.40	31.37	4,26.26	1,50.06	2,15.45	33.91	3,99.42
	Total	Sports and Youth Services	70.49	3,24.40	31.37	4,26.26	1,50.06	2,15.45	33.91	3,99.42
Taxation	2040	Taxes on Sales, Trade etc.	11,00.78	11,00.78	10,07.33	10,07.33
	2041	Taxes on Vehicles	7,61.06	36.07	...	7,97.13	7,02.70	37.51	...	7,40.21
Total	Total	Taxation	18,61.84	36.07	...	18,97.91	17,10.03	37.51	...	17,47.54
Tourism	3452	Tourism	2,00.94	2,05.80	...	4,06.74	1,99.11	1,80.28	...	3,79.39
	Total	Tourism	2,00.94	2,05.80	...	4,06.74	1,99.11	1,80.28	...	3,79.39

(₹ in lakh)

APPENDIX I**Comparative Expenditure on Salary by Major Head**

(₹ in lakh)

Department	Major Head	Description	2016-17			2015-16			
			Non-Plan	Plan	CSS (including CP)	Total	Non-Plan	Plan	CSS (including CP)
Trade and Commerce	3475	Other General Economic Services	2,53.98	43.98	...	2,97.96	46.63	...	2,91.44
	Total	Trade and Commerce	2,53.98	43.98	...	2,97.96	46.63	...	2,91.44
Transport	2057	Supplies and Disposals	50.62	50.62	44.42	...	44.42
	3055	Road Transport	21,02.95	16.48	...	21,19.43	15.21	...	19,94.08
	Total	Transport	21,53.57	16.48	...	21,70.05	15.21	...	20,38.50
Mizoram Public Service Commission	2051	Public Service Commission	3,44.26	3,44.26	3,29.79	...	3,29.79
	Total	Mizoram Public Service Commission	3,44.26	3,44.26	3,29.79	...	3,29.79
General Administration	2053	District Administration	27,87.43	45.96	...	28,33.39	44.46	...	27,42.44
	Total	General Administration	27,87.43	45.96	...	28,33.39	44.46	...	27,42.44
Civil Aviation	3053	Civil Aviation	1,05.06	1,05.06	95.44	...	95.44
	Total	Civil Aviation	1,05.06	1,05.06	95.44	...	95.44
Art and Culture	2205	Art and Culture	6,20.59	6,20.59	5,87.26	...	5,87.26
	Total	Art and Culture	6,20.59	6,20.59	5,87.26	...	5,87.26

APPENDIX I**Comparative Expenditure on Salary by Major Head**

Department	Major Head	Description	2016-17			2015-16			Total	CSS (including CP)	Total
			Non-Plan	Plan	CSS (including CP)	Non-Plan	Plan	CSS (including CP)			
Health and Family Welfare	2210	Medical and Public Health	1,55,66.61	44,59.80	...	1,47,29.86	39,53.67	9.74	1,86,93.27		
	2211	Family Welfare	42.71	2,82.15	22,91.41	46.53	2,53.17	25,11.73	28,11.43		
	Total	Health and Family Welfare	1,56,09.32	47,41.95	22,91.41	1,47,76.39	42,06.84	25,21.47	2,15,04.70		
Water Resources	3056	Inland Water Transport	44.21	45.27	45.27		
	Total	Water Resources	44.21	45.27	45.27		
Minor Irrigation	2702	Minor Irrigation	4,81.30	3,54.47	...	4,81.02	3,66.30	1.70	8,49.02		
	Total	Minor Irrigation	4,81.30	3,54.47	...	4,81.02	3,66.30	1.70	8,49.02		
Urban Development and Poverty Alleviation	2217	Urban Development	7,79.93	5,33.25	...	7,10.53	4,55.99	...	11,66.52		
	Total	Urban Development and Poverty Alleviation	7,79.93	5,33.25	...	7,10.53	4,55.99	...	11,66.52		
		Grand Total	18,81,04.04	3,53,45.85	88,51.99	7,82,84.55	3,36,25.78	82,28.39	2,01,38.72		

(₹ in lakh)

APPENDIX II**Comparative Expenditure on Subsidy by Major Head**

Department	Head of Account Head	Description	2016-17				2015-16					
			Non-Plan	Plan	CSS (including CP)	Total	Non-Plan	Plan	CSS (including CP)	Total		
Co-operation	2425	Co-operation										
	108	Assistance to other Co-operatives
	33	Subsidies	...	2,16.58	...	2,16.58	...	4,91.36	...	4,91.36	...	4,91.36
	Total	2425		...	2,16.58	...	2,16.58	...	4,91.36	...	4,91.36	...
Agriculture	2401	Crop Husbandry										
	102	Food Grain Crops
	33	Subsidies
	119	Horticulture and Vegetable Crops
	33	Subsidies
	800	Other Expenditure
	33	Subsidies
	Total	2401		...	2,16.58	...	2,16.58	...	4,91.36	...	4,91.36	...
		Grand Total		...	2,16.58	...	2,16.58	...	4,91.36	...	4,91.36	...

(₹ in lakh)

APPENDIX III GRANTS-IN-AID/ASSISTANCE GIVEN BY THE STATE GOVERNMENT

(Institution-wise and Scheme-wise)

Recipients	Scheme	TSP / SCSP / Normal / FC/EAP	2016-17			Of the Total amount released, amount sanctioned for creation of assets	2015-16			Of the Total amount released, amount sanctioned for creation of assets
			Non-Plan	Plan			Non-Plan	Plan		
				State Plan	CP and GOI share of CSS			State Plan	CP and GOI share of CSS	
Aizawl Development Authority	Aizawl Development Authority	State Plan	10.88	...	10.88	...	
MBSE	Mizoram Board of School Education	State Plan Normal (General)	7,26.99	30.00	7,56.99	...	20.00	20.00	...	
Aizawl Municipal Council	Aizawl Municipal Council	State Plan Normal (General)	9,72.79	5,66.77	15,39.56	...	100.00	3,42.44	...	
Sport Council	Sport Council	State Plan Normal	4,74.05	4,76.59	9,50.64	...	4,45.00	5,35.00	...	
Lai Autonomous District Council	Lai Autonomous District Council	State Plan Normal	86,56.51	30,83.45	1,17,39.96	...	8,03.55	8,73.55	...	
Mara Autonomous District Council	Mara Autonomous District Council	State Plan Normal	88,91.59	21,92.70	1,10,84.29	...	2,67.00	3,27.00	...	
Chakma Autonomous District Council	Chakma Autonomous District Council	State Plan Normal	46,66.41	18,81.99	65,48.40	...	1,10.00	4,04.00	...	
Non-Govt. Middle School	Assistance to Non-Govt. Middle School	State Plan Normal	...	20,15.14	20,15.14	

(₹ in lakh)

APPENDIX III GRANTS-IN-AID/ASSISTANCE GIVEN BY THE STATE GOVERNMENT

(Institution-wise and Scheme-wise)

Recipients	Scheme	TSP / SCSP / Normal / FC/EAP	2016-17			Of the Total amount released, amount sanctioned for creation of assets	2015-16			Of the Total amount released, amount sanctioned for creation of assets
			Non-Plan	Plan			Non-Plan	Plan		
				State Plan	CP and GOI share of CSS			State Plan	CP and GOI share of CSS	
CID	CID Crime	Normal	...	5,72.46	5,72.46
NREGS	NREGS	Normal	13,73.85	2,24,62.00	2,38,35.85
National Service Schemes	National Service Schemes	Normal	85.18	75.99	1,61.17
NGO	Assistance to NGO	State Plan Normal	66.25	20.00	86.25
Government Elementary, MDM	Government Elementary, MDM (CSS)	Normal	...	6,97.26	19,60.54	26,57.80	...	2,88.36	23,48.20	26,36.56
Khadi and Village Industry	Promotion and Development of K.V.I.	State Plan Normal	...	10,12.40	10,12.40	1,34.74	...	1,34.74
Non-Govt. High School	Assistance to Non-Govt. High School	State Plan Normal	...	43,35.48	43,35.48	2,04.09	...	2,04.09
S.S.A.	SSA Matching Share	State Plan Normal	1,02.82	23,57.78	61,89.83	86,50.43
Non-Govt. Higher Sec. Schools	Assistance to Non-Govt. Higher Sec. Schools	State Plan Normal	...	21,08.09	21,08.09
Rural Local Bodies	General Basic Grants to Rural Local Bodies	State Plan Normal	12,90.08	...	97.03	13,87.11

(₹ in lakh)

APPENDIX III GRANTS-IN-AID/ASSISTANCE GIVEN BY THE STATE GOVERNMENT

(Institution-wise and Scheme-wise)

Recipients	Scheme	TSP / SCSP / Normal / FC/EAP	2016-17			Of the Total amount released, amount sanctioned for creation of assets	2015-16			Of the Total amount released, amount sanctioned for creation of assets
			Non-Plan	Plan			Non-Plan	Plan		
				State Plan	CP and GOI share of CSS			State Plan	CP and GOI share of CSS	
Urban Local Bodies	General Basic Grants to Urban Local Bodies	State Plan Normal	13,75.50	...	13,75.50	7,69.56	7,69.56	...
Rashtriya Krishi Vikas Yojana	Rashtriya Krishi Vikas Yojana (ACA)	State Plan Normal	2,83.92	13,98.01	16,82.93	...
Social Security and Welfare	Social Security	State Plan Normal
Food Civil and Supplies	Procurement and Supply	State Plan Normal
Rashtriya Krishi Vikas Yojana	Rashtriya Krishi Vikas Yojana SMS	State Plan Normal
Social Security and Welfare	Integrated Child Protection Scheme (ICPS)/ SMS	State Plan Normal	...	1,21.13	20,66.68	19,45.55
Integrated Child Development	Integrated Child Development Scheme	State Plan Normal
	Others		17,91.11	1,87,79.79	9,56,81.15	7,51,10.25	2,66,18.15	3,91,16.47	9,18,48.25	...
	Total		2,76,21.20	3,73,20.79	14,45,30.79	7,95,88.80	3,32,86.50	7,24,57.09	13,38,23.56	...

APPENDIX V

PLAN SCHEME EXPENDITURE

A. CENTRAL SCHEMES

(₹ in lakh)

GOI Scheme	State Scheme	N/TSP/SC SP	Budget Allocation (Expenditure) (CSS)			GOI receipts (Actual)			State share of CSS (Actual)			Total funds			Expenditure		
			2016-17	2015-16	2014-15	2016-17	2015-16	2014-15	2016-17	2015-16	2014-15	2016-17	2015-16	2014-15	2016-17	2015-16	2014-15
<Name> < indicate per cent sharing of funds between Centre and State, say 90:10,60:40 etc>	<corresponding name in State Budget>	<Normal, Tribal sub-plan or Scheduled caste sub-plan>	4	5	6	7	8	9	10	11	12	13	14	15	16	17	18
1	2	3	29.05	30.68	48.00	47.92	31.18	48.00	29.05	31.18	48.00	29.05	30.68	48.00
Agricultural Census	Agricultural Census	Normal Plan	1,24.69	3,50.00	6,21.85	36.77	1,61.46	1,25.39	1,96.00	94.21
Control of Animal disease	Control of Animal disease	Normal Plan	2,68.47	1,53.96	2,32.19	...	1,53.96	77.89	26.05	2,94.52	1,53.96	77.89	2,94.52	1,53.96	2,32.19
Dampa Tiger Reserves, Mizoram	Dampa Tiger Reserve	Normal Plan	18.17	...	47,79.34	1,25.61	1,43.78	1,43.78	...	47,79.34
National Merit Scholarship Scheme	Mizoram Scholarship	Normal Plan	23.79	49,32.22	28,10.43	18.17	16.72	43,68.98	23.79	16.72	43,68.98	23.79	64,69.92	28,10.31
Pre-matric scholarship for students belonging to the minority communities	Pre-Matric Scholarship for Minorities	Normal Plan	3.89	29.22	26.71	21,02.00	3.89	3.89	29.22	26.71
Family Welfare Programme	Urban Family Welfare	Normal Plan	7,91.00	15,84.00	4,56.00	...	4,56.00	12,47.00	4,56.00	...	12,47.00
Grants for Central Road Fund	Improvement Roads Under Inter-State Connectivity	Normal Plan	4,56.00	...	4,56.00	12,47.00	4,56.00	...	12,47.00

APPENDIX V

PLAN SCHEME EXPENDITURE

A. CENTRAL SCHEMES

(₹ in lakh)

GOI Scheme	State Scheme	N/TSP/SC SP	Budget Allocation (Expenditure) (CSS)			GOI receipts (Actual)			State share of CSS (Actual)			Total funds			Expenditure		
			2016-17	2015-16	2014-15	2016-17	2015-16	2014-15	2016-17	2015-16	2014-15	2016-17	2015-16	2014-15	2016-17	2015-16	2014-15
<Name> < indicate per cent sharing of funds between Centre and State, say 90:10,60:40 etc>	<corresponding name in State Budget>	<Normal, Tribal sub-plan or Scheduled caste sub-plan>	4	5	6	7	8	9	10	11	12	13	14	15	16	17	18
1	2	3															
Development of National Parks and Sanctuaries, Murlen National Park	National Park and Sanctuary, Murlen	Normal Plan	12.36	12.36
Development of National Parks and Sanctuaries, Thorangtlang Wildlife Sanctuary	National Park and Sanctuary, Thorangtlang	Normal Plan	14.17	14.17
Development of National Parks and Sanctuaries, Ngegpui National Park	National Park and Sanctuary, Ngegpui	Normal Plan	13.24	13.24
Integrated Child Development Services (ICDS)	Administration ICDS (CSS)	Normal Plan	51,95.29	44,57.12	...	47,17.19	53,71.93	57,31.53	3,40.63	55,35.92	53,71.93	57,31.53	55,35.92	44,56.01	...

APPENDIX V

PLAN SCHEME EXPENDITURE

A. CENTRAL SCHEMES

(₹ in lakh)

GOI Scheme	State Scheme	N/TSP/SC SP	Budget Allocation (Expenditure) (CSS)				GOI receipts (Actual)				State share of CSS (Actual)				Total funds				Expenditure			
			2016-17	2015-16	2014-15	2016-17	2015-16	2014-15	2016-17	2015-16	2014-15	2016-17	2015-16	2014-15	2016-17	2015-16	2014-15	2016-17	2015-16	2014-15		
<Name> < indicate per cent sharing of funds between Centre and State, say 90:10,60:40 etc>	<corresponding name in State Budget>	<Normal, Tribal sub-plan or Scheduled caste sub-plan>	4	5	6	7	8	9	10	11	12	13	14	15	16	17	18					
1		3																				
Modernisation of Police Force	Modernisation of Police Forces (CSS)	Normal Plan	3,07.79	11,11.35	...	7,54.24	1,81.00	18,47.08	39.06	3,46.85	1,81.00	18,47.08	346.85	15,09.34	...					
Construction of Tourist Circuit	Tourist Accommodation (CSS)	Normal Plan	28,47.28	20,43.45	2,32.60	30,79.88	30,79.88	19,97.71	...					
RSEAG-SABLA	RSEAG-'SABLA'	Normal Plan	91.78	1,15.11	1,01.25	91.78	90.65	92.76	9.47	1,01.25	90.65	92.76	1,01.24	1,15.11	1,01.25					
Strengthening of Infrastructure of Quality Clean Milk	Strengthening of Infrastructure of Quality Clean Milk	Normal Plan	...	6,62.65	17.42	17.42	17.42	...	6,62.65	17.42					
Information and Communication Technology (School)	Information and Communication Technology (ICT)	Normal Plan	73.13	73.13					
Indira Gandhi Mahatva Sahyog Yojana	Indira Gandhi Mahatva Sahyog Yojana	Normal Plan	...	9.70	19.38	...	42.54	19.39	42.54	19.39	...	9.70	19.38					

APPENDIX V

PLAN SCHEME EXPENDITURE

A. CENTRAL SCHEMES

(₹ in lakh)

GOI Scheme	State Scheme	N/TSP/SC SP	Budget Allocation (Expenditure) (CSS)			GOI receipts (Actual)			State share of CSS (Actual)			Total funds			Expenditure		
			2016-17	2015-16	2014-15	2016-17	2015-16	2014-15	2016-17	2015-16	2014-15	2016-17 (Column No. 13 = Col. No. 4+10)	2015-16	2014-15	2016-17 (CSS + State Share of CSS)	2015-16	2014-15
1	2	3	4	5	6	7	8	9	10	11	12	13	14	15	16	17	18
<Name> < indicate per cent sharing of funds between Centre and State, say 90:10,60:40 etc>	<corresponding name in State Budget>	<Normal, Tribal sub-plan or Scheduled caste sub-plan>															
Grants for Infrastructure facilities for Judiciary	Construction of Judiciary Buildings	Normal Plan	6,58.90	8,13.00	10,85.00	9,67.54	16,26.44	60.70	10,85.00	16,35.44	8,13.27	10,84.56
NSS	National Sample Survey	Normal Plan	38.46	66.22	...	4,75.75	37.00	75.46	...	4,75.75	75.46
Eco-Census	Eco-Census	Normal Plan	2.00	15.40	40.50	2.00	...	40.50
Re-productive and Child Health	Re-productive and Child Health	Normal Plan	36.75	36.75	...	7,85.00	...
Family Welfare Programme	Maintenance of Sub-Centre/CSS	Normal Plan	21,58.65	21,02.00	21,58.65	21,58.65
National Mission for Sustainable Agriculture (NMSA)	National Mission for Sustainable Agriculture (NMSA)	Normal Plan	8,40.69	4,10.49	...	8,42.48	6,05.90	7,52.28	70.84	9,11.53	6,05.90	7,52.28	9,11.53	4,10.48	4,96.30
On Farm Water Management (OFWM)	On Farm Water Management (OFWM)	Normal Plan	3,90.00	2,25.00	4,50.00	3,90.00	4,50.00	...	3,90.00	2,25.00	...
RKVY	RKVY	Normal Plan	20,56.00	20,51.78	92.56	21,48.56	21,48.56

APPENDIX V

PLAN SCHEME EXPENDITURE

A. CENTRAL SCHEMES

(₹ in lakh)

GOI Scheme	State Scheme	N/TSP/SC SP	Budget Allocation (Expenditure) (CSS)			GOI receipts (Actual)			State share of CSS (Actual)			Total funds			Expenditure		
			2016-17	2015-16	2014-15	2016-17	2015-16	2014-15	2016-17	2015-16	2014-15	2016-17	2015-16	2014-15	2016-17	2015-16	2014-15
<Name> <indicate per cent sharing of funds between Centre and State, say 90:10,60:40 etc>	<corresponding name in State Budget>	<Normal, Tribal sub-plan or Scheduled caste sub-plan>	4	5	6	7	8	9	10	11	12	13	14	15	16	17	18
1	2	3	93,36.26	50,90.00	...	93,36.25	50,90.00	54,74.00	17,84.88	1,11,21.14	50,90.00	...	1,11,21.14	50,90.00	...
PMGSY	PMGSY	Normal Plan	93,36.26	50,90.00	...	93,36.25	50,90.00	54,74.00	17,84.88	1,11,21.14	50,90.00	...	1,11,21.14	50,90.00	...
National Land Record Modernisation Programme (NLRMP)	National Land Record Modernisation Programme (NLRMP)	Normal Plan	1,19.55	90.00	45.88	1,19.55	45.88	...	1,19.55	90.00	...
Integrated Development of Horticulture	Mission for Integrated Development of Horticulture	Normal Plan	31,50.00	33,66.58	31,50.00	31,50.00
Appointment of MIL Teachers	Appointment of MIL Teachers	Normal Plan	30,12.99	37,81.34	...	51,70.48	1,21.79	...	21,97.97	52,10.96	1,21.79	...	52,10.66	24,89.13	...
Mid-Day meal	Mid-Day meal	Normal Plan	19,60.54	24,42.00	...	20,17.24	20,60.99	...	7,01.04	26,61.58	26,61.58	19,54.28	...
Rashtriya Uchchatar Shiksha Abhiyan (RUSA)	Rashtriya Uchchatar Shiksha Abhiyan (RUSA)	Normal Plan	4,50.00	32,56.87	...	11,47.50	32,64.87	...	50.00	5,00.00	5,00.00	32,56.87	...
AIDS Control Programme	AIDS Control Programme	Normal Plan	...	14,78.23	11,76.20	14,78.23	...

APPENDIX V

PLAN SCHEME EXPENDITURE
A. CENTRAL SCHEMES

(₹ in lakh)

GOI Scheme	State Scheme	N/TSP/SC SP	Budget Allocation (Expenditure) (CSS)				GOI receipts (Actual)				State share of CSS (Actual)				Total funds				Expenditure			
			2016-17	2015-16	2014-15	2016-17	2015-16	2014-15	2016-17	2015-16	2014-15	2016-17	2015-16	2014-15	2016-17	2015-16	2014-15	2016-17	2015-16	2014-15	2016-17	2015-16
<Name> <indicate per cent sharing of funds between Centre and State, say 90:10,60:40 etc>	<corresponding name in State Budget>	<Normal, Tribal sub-plan or Scheduled caste sub-plan>	4	5	6	7	8	9	10	11	12	13	14	15	16	17	18					
1		3	19,49.55	30,38.95	...	19,49.55	20,79.44	...	1,21.13	20,70.68	20,79.44	...	20,70.68	30,38.95	...					
Integrated Child Protection Scheme (ICPS)	Integrated Child Protection Scheme (ICPS)	Normal Plan	...	51.17	...	47.85	97.30	97.30	51.17	...					
National Mission for Empowerment of women (NMEW)	National Mission for Empowerment of women (NMEW)	Normal Plan	...	1,07.03	...	12,34.95	94.55	...	1,35.52	13,70.47	94.55	...	13,70.47	1,07.04	...					
Integrated Development of Wildlife Habitats	Integrated Development of Wildlife Habitats	Normal Plan	12,34.95	1,07.03	...	12,34.95	94.55	...	1,35.52	13,70.47	94.55	...	13,70.47	1,07.04	...					
National Health Mission	National Health Mission	Normal Plan	63,44.04	6,02.00	69,46.04	69,46.04					
Sanction of Grants under SSA full (SSA)	SSA full (SSA)	Normal Plan	1,41,81.99	1,09,34.31	15,75.78	1,57,57.77	1,57,57.77					
Rashtriya Swasthya Bima Yojana	Public Health Insurance	Normal Plan	14,13.12	14,13.12	14,13.12	14,13.12					
NRDWP	NRDWP	Normal Plan	9,91.53	24,48.75	15.38	10,06.91	4,14.94					

APPENDIX V

PLAN SCHEME EXPENDITURE

A. CENTRAL SCHEMES

(₹ in lakh)

GOI Scheme	State Scheme	N/TSP/SC SP	Budget Allocation (Expenditure) (CSS)			GOI receipts (Actual)			State share of CSS (Actual)			Total funds			Expenditure		
			2016-17	2015-16	2014-15	2016-17	2015-16	2014-15	2016-17	2015-16	2014-15	2016-17	2015-16	2014-15	2016-17 (CSS + State Share of CSS)	2015-16	2014-15
1	<corresponding name in State Budget>	3	4	5	6	7	8	9	10	11	12	13	14	15	16	17	18
Nirmal Bharat	<indicate per cent sharing of funds between Centre and State, say 90:10,60:40 etc>	Normal Plan	72.45	72.45	48.02
IYA		Normal Plan	28,43.10	2,93.29	31,36.39	31,36.39
Integrated Watershed Management Programme		Normal Plan	16,06.00	2,76.99	18,82.99	18,82.99
National Family Benefit Scheme Under (NSAP)		Normal Plan	39.40	40.58	39.40	39.40
Green India Mission		Normal Plan	9,88.35	11,19.64	1,11.04	10,99.39	10,99.39
ICDS Training Programme		Normal Plan	26.63	27.17	26.63	26.63
Conservation of National Resources & Ecosystem		Normal Plan	58.54	58.53	58.54	58.54
NHDP		Normal Plan	5,49.03	5,49.03	5,49.03

APPENDIX V

**PLAN SCHEME EXPENDITURE
A. CENTRAL SCHEMES**

GOI Scheme	State Scheme	N/TSP/SC SP	Budget Allocation (Expenditure) (CSS)				GOI receipts (Actual)				State share of CSS (Actual)				Total funds				Expenditure			
			2016-17	2015-16	2014-15	2013-14	2016-17	2015-16	2014-15	2013-14	2016-17	2015-16	2014-15	2013-14	2016-17	2015-16	2014-15	2013-14	2016-17	2015-16	2014-15	2013-14
<Name> <indicate per cent sharing of funds between Centre and State, say 90:10,60:40 etc>	<corresponding name in State Budget>	<Normal, Tribal sub-plan or Scheduled caste sub-plan>	4	5	6	7	8	9	10	11	12	13	14	15	16	17	18	2016-17 (CSS + State Share of CSS)	2015-16	2014-15	2013-14	
1	2	3	46,11.66	46,00.00	46,11.66	46,11.65		
Special Central Assistance (SCA) under BADP	BADP	Normal Plan	4,95.00	9,00.00	4,95.00	4,95.00		
Shyama Prasad Mukherji Rurban Mission	Shyama Prasad Mukherji Rurban Mission	Normal Plan	2,05,06.62	1,44,51.26	7,01.89	2,12,08.51	2,12,08.51		
NREGS	MG-NREGS	Normal Plan	83.16	71.38	83.16	83.16		
Indira Gandhi National Widow Pension Scheme under (IGNWPS) (NSAP)	IGNWPS (CSS)	Normal Plan	11,24.97	25,82.50	1,24.98	12,49.95	12,49.95		
National Rural Livelihood Mission	National Rural Livelihood Mission	Normal Plan	11,96.14	20,92.58	95.00	12,91.14	12,91.14		
National Urban Livelihood Mission	National Urban Livelihood Mission	Normal Plan		

(₹ in lakh)

APPENDIX V**B. STATE SCHEMES**

State Scheme	N/TSP/SCSP	Plan Outlay	Budget Allocation			Expenditure			(₹ in lakh)
			2016-17	2015-16	2014-15	2016-17	2015-16	2014-15	
	<Normal, Tribal sub-plan or Scheduled caste sub-plan>	...							
Government Middle School	State plan	...	1,08,98.38	99,43.82	84,00.27	1,08,33.65	96,28.92	87,83.71	
Urban Water Supply Programme	State plan	...	39,00.00	45,00.00	19,10.00	39,00.00	41,94.23	36,52.33	
Hospital & Dispensary	State plan	...	25,03.39	28,51.75	23,42.11	25,03.39	28,54.48	23,42.12	
Assistance to Non-Govt. High Schools	State plan	...	43,38.10	39,62.67	17,78.36	43,35.48	27,37.39	36,59.89	
Government College	State plan	...	61,04.20	56,53.89	44,74.12	60,69.23	56,50.95	45,90.07	
Primary Health Centre	State plan	...	12,06.78	11,54.34	16,79.92	12,06.78	11,54.34	16,79.92	
MLA Local Area Development Schemes	State plan	...	40,00.00	19,60.00	12,00.00	40,00.00	19,60.00	11,86.21	
Government High School	State plan	...	17,33.65	17,78.82	12,40.08	17,02.94	17,39.77	12,74.83	
Govt. Higher Secondary School	State plan	...	21,28.62	19,74.79	13,02.05	21,66.25	19,47.16	13,21.01	
Rural Water Supply Programme	State plan	...	2,99.59	7,45.00	2,00.00	2,95.39	7,69.03	2,00.00	
Food Grain Development	State plan	...	74.50	59.70	28.95	74.75	58.36	28.92	
Agriculture Marketing	State plan	...	2,22.03	2,10.57	1,49.30	2,22.03	2,10.55	1,49.49	
NEDP	State plan	...	87,92.22	87,92.08	
Medical Store Depot	State plan	...	61.94	61.92	63.87	61.94	61.92	63.87	

APPENDIX V

B. STATE SCHEMES

State Scheme	N/TSP/SCSP	Plan Outlay	Budget Allocation			Expenditure		
			2016-17	2015-16	2014-15	2016-17	2015-16	2014-15
	<Normal, Tribal sub-plan or Scheduled caste sub-plan>							
Urban Housing & Development	State plan	...	49.49	62.16	23.75	...	62.16	23.75
Aizawl Development Authority	State plan	60.00	63.98	...	60.00	63.98
Aizawl Municipal Council	State plan	...	5,66.77	5,66.77
Construction (JNNURM ACA)	State plan	2,40.00	2,40.00	...
New Land Use Policy (NLUP)	State plan	...	15,00.00	...	3,17,32.00	15,00.00	...	3,17,31.93
Rashtriya Krishi Vikas Yojana (ACA)	State plan	62,35.32	...	2,83.92	62,34.98
Rural Water Supply/NABARD	State plan	14,44.00	13,06.19	6.72
River Diversion	State plan	...	30.81	5,34.15	46.00	31.70	4,94.40	45.98
Cancer Research and Treatment Programme	State Plan	...	3,45.70	2,30.75	1,33.27	3,45.70	2,30.75	1,33.27
Estt. of Ekalabya Model Residential School (ACA)	State Plan	84.00	1,21.00	...	84.00	1,21.00
BRGF	State Plan	24,39.00	24,39.00
Pilot Project	State Plan	...	6,50.84	6,49.53	...	6,52.60	6,49.64	...

(₹ in lakh)

APPENDIX VI**Direct transfer of Central Scheme Funds to implementing agencies in the State (funds routed outside State Budgets)
(Un-audited figures)**

Sl. No.	GOI Scheme <Name><indicate % sharing of funds between centre and State, say 90:10, 60:40 etc>	N/TSP/SCSP <Normal, Tribal sub-plan or Scheduled caste sub-plan>	Implementing agency	GOI releases ^(#) (₹ in lakh)		
				2016-17	2015-16	2014-15
1	2	3	4	5	6	7
1.	National Mission on Sustainable Agriculture Central Sector	Normal	Agriculture Dept., Govt. of Mizoram	9,69.09
2.	National Plan for Dairy Development	Normal	State Implementation Unit Mizoram of NPCBB	4,38.47	1,27.50	...
3.	National Programme for Bovine Breeding	Normal	Agriculture Dept., Govt. of Mizoram	56.30
4.	Domestic Promotion and Publicity including Market Development Assistance	Normal	Civil Aviation & Tourism	50.00
5.	Integrated Development of Tourist Circuits around specific themes (Swadesh Darshan)	Normal	Mizoram Tourism Development Authority.	48,28.28	18,98.00	...
6.	Ambedkar Hasthship Vikas Yojana	Normal	Trade & Commerce, Govt. of Mizoram	2.25
7.	Human Resource Development- Handicrafts	Normal	Trade & Commerce, Govt. of Mizoram	4.99
8.	National Handloom Development Programme	Normal	Trade & Commerce, Govt. of Mizoram	15.00
9.	NER Textiles Promotion Scheme	Normal	Director of Sericulture, Govt. of Mizoram	37,50.79	12,25.00	3,58.58
10.	Research and Development - Handicraft	Normal	Trade & Commerce, Govt. of Mizoram	4.75
11.	Scheme for Usage of Geo-textiles in North East	Normal	Trade & Commerce, Govt. of Mizoram	6,89.02

(#) The source of data relating to "Direct Transfer of Central Funds to Implementing Agencies" is Public Financial Management System (PFMS) Portal of the Controller General of Accounts (CGA)".

APPENDIX VI

**Direct transfer of Central Scheme Funds to implementing agencies in the State (funds routed outside State Budgets)
(Un-audited figures)**

Sl. No.	GOI Scheme <Name><indicate % sharing of funds between centre and State, say 90:10, 60:40 etc>	N/TSP/SCSP <Normal, Tribal sub-plan or Scheduled caste sub-plan>	Implementing agency	GOI releases ^(#) (₹ in lakh)		
				2016-17	2015-16	2014-15
1	2	3	4	5	6	7
12.	Kala Sanskriti Vikas Yojana	Normal	Arts & Culture, Govt. of Mizoram	9.84
13.	Education and Training	Normal	Arts & Culture, Govt. of Mizoram	30.15
14.	Environment Protection and Monitoring	Normal	Environment and Forests, Govt. of Mizoram	1,06.85
15.	National Mission on Food Processing (SAMPDA)	Normal	Zoram Mega Food Park Private Limited	18,31.87	15,00.00	...
16.	Human Resource in Health and Medical Education	Normal	Health and Family Welfare, Govt. of Mizoram	3.50
17.	National Aids & STD Control Programme	Normal	State AIDS Control Society, Mizoram, Aizawl	16,22.49
18.	Redevelopment of Hospitals/Institutions	Normal	Health and Family Welfare, Govt. of Mizoram	42,05.00	28,65.00	46,70.00
19.	Statutory Institutions	Normal	Health and Family Welfare, Govt. of Mizoram	30.00
20.	Stengthening of Ayush Delivery System	Normal	Health and Family Welfare, Govt. of Mizoram	16.00
21.	Strengthening of Institutions for Medical Education Training and Research	Normal	Health and Family Welfare, Govt. of Mizoram	8.27
22.	Digital India E-Learning	Normal	Higher Education, Govt. of Mizoram	1.86
23.	Promotion of India Languages	Normal	Higher Education, Govt. of Mizoram	35.00
24.	Scheme of RGI Including National Population Register (NPR)	Normal	Home Department, Govt. of Mizoram	23.80

(#) The source of data relating to "Direct Transfer of Central Funds to Implementing Agencies" is Public Financial Management System (PFMS) Portal of the Controller General of Accounts (CGA)".

APPENDIX VI**Direct transfer of Central Scheme Funds to implementing agencies in the State (funds routed outside State Budgets)
(Un-audited figures)**

Sl. No.	GOI Scheme <Name><indicate % sharing of funds between centre and State, say 90:10, 60:40 etc>	N/TSP/SCSP <Normal, Tribal sub-plan or Scheduled caste sub-plan	Implementing agency	GOI releases ^(#) (₹ in lakh)		
				2016-17	2015-16	2014-15
1	2	3	4	5	6	7
25.	Industrial Infrastructure Upgradation Scheme (IIUS)	Normal	Industries Dept., Govt. of Mizoram	4,32.60
26.	Technology Upgradation and Quality Certification	Normal	Industries Dept. Govt. of Mizoram,	26.57
27.	Digital India Programme	Normal	Zorum Electronics Development Corporation Ltd.	80.99	6,30.00	...
28.	National Mission for Justice Delivery and Legal Reforms	Normal	Law & Judicial Dept., Govt. of Mizoram	2,10.57
29.	Capacity Building and Publicity	Normal	Development of North Eastern Region, Govt. of Mizoram	1,95.75
30.	Capacity Building and Publicity -IT	Normal	Development of North Eastern Region, Govt. of Mizoram	19,36.64
31.	North Eastern Council	Normal	Mizoram State e-governance Society	...	3,80.93	...
32.	Pradhan Mantri Koushal Vikas Yojana CS	Normal	Skill Development & Entrepreneurship	8,28.80
33.	Grid Interactive Renewable Power MNRE	Normal	Zoram Energy Development Agency	8,35.99	2,10.00	5.00
34.	Off Grid/Distributed and Decentralised Renewable Power	Normal	Zoram Energy Development Agency	14,02.43	7,53.38	6,95.02
35.	Capacity Building- Panchayat Sashaktikaran Abhiyan (PSA)	Normal	Panchayati Raj	9,22.36

(#) The source of data relating to "Direct Transfer of Central Funds to Implementing Agencies" is Public Financial Management System (PFMS) Portal of the Controller General of Accounts (CGA)".

APPENDIX VI**Direct transfer of Central Scheme Funds to implementing agencies in the State (funds routed outside State Budgets)
(Un-audited figures)**

Sl. No.	GOI Scheme <Name><indicate % sharing of funds between centre and State, say 90:10, 60:40 etc>	N/TSP/SCSP <Normal, Tribal sub-plan or Scheduled caste sub-plan	Implementing agency	GOI releases ^(#) (₹ in lakh)			
				2016-17	2015-16	2014-15	2014-15
1	2	3	4	5	6	7	7
36.	Propagation of RTI Act - Improving Transparency & Accountability in Govt	Normal	Planning & Programme Implementation	3.00
37.	Training Schemes	Normal	Planning & Programme Implementation	73.82
38.	Atal Innovation Mission(AIM) including Self Employment and Talent Utilization (SETU)	Normal	Planning & Programme Implementation	12.02
39.	Capacity Development CSO AND NSSO	Normal	Planning & Programme Implementation Dept., Govt. of Mizoram	10.47
40.	MPs Local Area Development Scheme (MPLADS)	Normal	Deputy Commissioner Aizawl	12,50.00	7,50.00	10,00.00	10,00.00
41.	Support for Statistical Strengthening	Normal	Planning & Programme Implementation Dept., Govt. of Mizoram	4,00.00
42.	Indira Awas Yojana CS	Normal	Rural Development	15.00
43.	Land Records Modernization Programme	Normal	Rural Development	2,00.00
44.	National Rural Employment Guarantee Scheme (MGNREGA) CS	Normal	Social Audit Unit	7.50	12.70
45.	Management Support to Rural Development Programs and Strengthening of District Planning Process	Normal	Extension Training Centre Thingsulhiah Mizoram	5,00.11	13.00

^(#)The source of data relating to "Direct Transfer of Central Funds to Implementing Agencies" is Public Financial Management System (PFMS) Portal of the Controller General of Accounts (CGA)".

APPENDIX VI

Direct transfer of Central Scheme Funds to implementing agencies in the State (funds routed outside State Budgets)
(Un-audited figures)

Sl. No.	GOI Scheme <Name><indicate % sharing of funds between centre and State, say 90:10, 60:40 etc>	N/TSP/SCSP <Normal, Tribal sub-plan or Scheduled caste sub-plan	Implementing agency	GOI releases ^(#) (₹ in lakh)		
				2016-17	2015-16	2014-15
1	2	3	4	5	6	7
46.	National Rural Livelihood Mission CS	Normal	Rural Development	1,07.25
47.	Alliance and R& D Mission	Normal	School Education	39.37
48.	Biotechnology Research and Development	Normal	Mizoram Youth Commission	19.61	1,88.25	...
49.	Industrial Research and Development	Normal	Science and Technology	1.50
50.	International Cooperation S & T	Normal	Science and Technology	9.45
51.	Research and Development Support SERC	Normal	Science and Technology	65.00
52.	Science and Technology Institutional and Human Capacity Building	Normal	Science and Technology	8.00
53.	Science and Technology Programme for Socio Economic Development	Normal	Science Teachers Association, Mizoram	32.79	4.30	5.04
54.	State Science and Technology Programme	Normal	Mizoram Council of Science and Technology and Environment	1,29.20	21.20	21.20
55.	Technology Development Programme	Normal	Science and Technology	38.97
56.	IWT Inland Water Transport Sector Shipping	Normal	Inland Water Transport, Govt. of Mizoram	11.45
57.	Assistance to Voluntary ORGS for Programme Related to Aged	Normal	Social Justice and Empowerment	0.54
58.	Deendayal Disabled Rehabilitation Scheme	Normal	Gilead Special School	7.38	7.30	23.26
59.	Scheme for Prevention of Alcoholism and Substance (Drugs) Abuse	Normal	Social Justice and Empowerment	1,39.07

(#) The source of data relating to "Direct Transfer of Central Funds to Implementing Agencies" is Public Financial Management System (PFMS) Portal of the Controller General of Accounts (CGA)".

APPENDIX VI**Direct transfer of Central Scheme Funds to implementing agencies in the State (funds routed outside State Budgets)
(Un-audited figures)**

Sl. No.	GOI Scheme <Name><indicate % sharing of funds between centre and State, say 90:10, 60:40 etc>	N/TSP/SCSP <Normal, Tribal sub-plan or Scheduled caste sub-plan	Implementing agency	GOI releases ^(#) (₹ in lakh)			
				2016-17	2015-16	2014-15	2014-15
1	2	3	4	5	6	7	7
60.	Top Class Education for SCs	Normal	Social Justice and Empowerment	17.88
61.	Expansion of Training of Trainers Within DGET INST	Normal	Tribal Affairs Govt. of Mizoram	40.16
62.	National Building Organisation (NBO)	Normal	Urban Development and Urban Poverty Alleviation	15.00
63.	National Hydrology Project	Normal	Water Resources	93.00
64.	Protection and Empowerment of Women	Normal	Women and Child Development	10.22
65.	Encouragement and Awards To Sports Person (An Umbrella Scheme)	Normal	Sports and Youth Affairs	2.60
66.	Khelo India National Programme for Development of Sports (An Umbrella Scheme)	Normal	Sports and Youth Affairs	41.86
67.	National Service Scheme	Normal	Sports and Youth Affairs	1,42.98
68.	Rashtriya Yuva Sashaktikaran Karyakram	Normal	Sports and Youth Affairs	1.80
69.	Alliance and R&D Mission	Normal	Mizoram Council of Science and Technology and Environment	...	21.60	35.00	35.00
70.	Assistance to Disabled Persons for Purchasing and Fitting	Normal	Gilead Special School	2.00	2.00
71.	Assistance to Voluntary Organizations for Providing Social Defence	Normal	Women Anti-Drug Association	17.60	17.60

(#) The source of data relating to "Direct Transfer of Central Funds to Implementing Agencies" is Public Financial Management System (PFMS) Portal of the Controller General of Accounts (CGA)".

APPENDIX VI

Direct transfer of Central Scheme Funds to implementing agencies in the State (funds routed outside State Budgets)
(Un-audited figures)

Sl. No.	GOI Scheme <Name><indicate % sharing of funds between centre and State, say 90:10, 60:40 etc>	N/TSP/SCSP <Normal, Tribal sub-plan or Scheduled caste sub-plan	Implementing agency	GOI releases ^(#) (₹ in lakh)		
				2016-17	2015-16	2014-15
1	2	3	4	5	6	7
72.	Assistance to Voluntary Organizations for Providing Social Defence	Normal	Mizoram Social Deference and Rehabilitation Board	...	7.10	10.97
73.	Assistance to Voluntary Organizations for Providing Social Defence	Normal	Blessing Home agency	...	16.31	...
74.	Biotechnology for Societal Development	Normal	Civil Hospital, Aizawl, Mizoram	...	6.97	...
75.	Assistance to Voluntary Organizations for Providing Social Defence	Normal	Zoram Driver's Ramthim Board, Aizawl	...	2.33	14.72
76.	Assistance to Voluntary Organizations for Providing Social Defence	Normal	Thutak Nunpuitu Team	...	6.96	7.94
77.	Assistance to Voluntary Organizations for Providing Social Defence	Normal	Faith Home Society	...	25.67	...
78.	Assistance to Voluntary Organizations for Providing Social Defence	Normal	Agape Moral Reformation Organisation, Aizawl	...	14.16	...
79.	Assistance to Voluntary Organizations for Providing Social Defence	Normal	New Life Home Society	...	23.27	...
80.	Assistance to Voluntary Organizations for Providing Social Defence	Normal	Social guidance agency	...	20.74	...
81.	Assistance to voluntary Organizations under the scheme of Integrated	Normal	Save, help and Develop	...	3.77	3.10
82.	Central Hindi Directorate	Normal	Mizoram Hindi Prachar Sabha	...	36.62	20.00
83.	Climate Change Action Plan	Normal	Mizoram Council of Science and Technology and environment	...	6.00	...

(#) The source of data relating to "Direct Transfer of Central Funds to Implementing Agencies" is Public Financial Management System (PFMS) Portal of the Controller General of Accounts (CGA)".

APPENDIX VI

**Direct transfer of Central Scheme Funds to implementing agencies in the State (funds routed outside State Budgets)
(Un-audited figures)**

Sl. No.	GOI Scheme <Name><indicate % sharing of funds between centre and State, say 90:10, 60:40 etc>	N/TSP/SCSP <Normal, Tribal sub-plan or Scheduled caste sub-plan	Implementing agency	GOI releases ^(#) (₹ in lakh)			
				2016-17	2015-16	2014-15	
1	2	3	4	5	6	7	
84.	Comprehensive Scheme for Combating Trafficking	Normal	Beiseitu Govt. of Mizoram	...	9.25	...	
85.	Deen Dayal Disabled Rehabilitation Scheme SJE	Normal	Samaritan Association for the Blind	...	3.96	0.68	
86.	Environment Information Education and Awareness	Normal	Mizoram State Pollution Control Board	...	13.01	12.80	
87.	Environment Information Education and Awareness	Normal	Integrated Development and Environment Awareness Society	7.03	
88.	Environment Information Education and Awareness	Normal	DOEACC Centre Aizawl	34.72	
89.	Environment Information Education and Awareness	Normal	Thuampui Welfare Society	15.71	
90.	Gender Budgeting and Gender Disaggregated Data	Normal	State Institute of Rural Development, Mizoram	...	5.88	...	
91.	Gender Budgeting and Gender Disaggregated Data	Normal	Administrative Training Institute Govt. of Mizoram	2.11	
92.	Grant-in-aid to NGOs STs including Couching & Allied Scheme	Normal	Thutak Nunpuitu Team	15.75	
93.	Grant-in-aid to NGOs STs including Couching & Allied Scheme	Normal	Mizoram Hmeithai Association, Aizawl	17.76	
94.	Grant-in-aid to NGOs STs including Couching & Allied Scheme	Normal	Social Guidance Agency Dept.	6.89	

^(#) The source of data relating to "Direct Transfer of Central Funds to Implementing Agencies" is Public Financial Management System (PFMS) Portal of the Controller General of Accounts (CGA)".

APPENDIX VI

**Direct transfer of Central Scheme Funds to implementing agencies in the State (funds routed outside State Budgets)
(Un-audited figures)**

Sl. No.	GOI Scheme <Name><indicate % sharing of funds between centre and State, say 90:10, 60:40 etc>	N/TSP/SCSP <Normal, Tribal sub-plan or Scheduled caste sub-plan	Implementing agency	GOI releases ^(#) (₹ in lakh)		
				2016-17	2015-16	2014-15
1	2	3	4	5	6	7
95.	Handicrafts Infrastructure and Technical Development Scheme	Normal	Mizoram Apex Handloom & Handicrafts Society
96.	Higher Education Statistics and Public Information System	Normal	AISHE Mizoram Unit	...	1.86	1.85
97.	Human Resources Development Biotechnology	Normal	Pachhunga University College	8.17
98.	Human Resources Development (ISDS)	Normal	Directorate of Industries, Govt. of Mizoram	30.38
99.	Information Education and Communications	Normal	Mizoram State Health Societies (AYUSH)	25.00
100.	Infrastructure Development & Capacity Building	Normal	Bamboo Development Agency, Mizoram	3.75
101.	Hospitals and Dispensaries	Normal	Director General of Police, Mizoram	...	48.00	...
102.	Indigenous Breeds	Normal	State Implementation Unit Mizoram of NPCBB	...	50.45	...
103.	Marketing Support and Services	Normal	Mizoram Apex Handloom & Handicrafts Co-operative Society	...	4.24
104.	MUSEUMS	Normal	Director, Art & Culture Department	...	50.00	...
105.	National Handloom Development Programme CS	Normal	Mizoram Apex Handloom & Handicrafts	...	74.38	12.00
106.	National Handloom Development Programme CS	Normal	Zuangtui Weaving Co-operative Society Ltd.	...	69.53	...

(#) The source of data relating to "Direct Transfer of Central Funds to Implementing Agencies" is Public Financial Management System (PFMS) Portal of the Controller General of Accounts (CGA)".

APPENDIX VI

**Direct transfer of Central Scheme Funds to implementing agencies in the State (funds routed outside State Budgets)
(Un-audited figures)**

Sl. No.	GOI Scheme <Name><indicate % sharing of funds between centre and State, say 90:10, 60:40 etc>	N/TSP/SCSP <Normal, Tribal sub-plan or Scheduled caste sub-plan	Implementing agency	GOI releases ^(#) (₹ in lakh)		
				2016-17	2015-16	2014-15
1	2	3	4	5	6	7
107.	National Handloom Development Programme CS	Normal	Republic Vengtlang Handloom & Handicrafts Co-operative Society	...	61.91	...
108.	National Handloom Development Programme CS	Normal	Thenzawl Venglai Handloom & Handicrafts Co-operative Society	...	63.12	...
109.	National Handloom Development Programme CS	Normal	Ngopa Handloom & Handicrafts Co-operative Society	...	63.36	...
110.	National Handloom Development Programme CS	Normal	Zobawk Handloom & Handicrafts Co-operative Society	...	63.11	...
111.	National Handloom Development Programme CS	Normal	Tlangnam Dam Veng Handloom & Handicrafts Co-operative Society	...	63.65	...
112.	National Medicinal Plants Board	Normal	State Forest Development Agency Mizoram	...	1,57.18	...
113.	National Medicinal Plants Board	Normal	State Medicinal Plants Board, Mizoram	...	15.00	...
114.	National Medicinal Plants Board	Normal	Regional Institute of Paramedical and Nursing Sciences	11.00
115.	National Mission for Empowerment of Woman Including INDIRA	Normal	Department of Social Welfare Govt. of Mizoram	...	2.48	2.51
116.	National Programme for Youth and Adolescent Development General	Normal	Directorate of Sports & Youth Services Department	21.21
117.	National Rural Livelihood Mission CS	Normal	Mizoram State Rural Livelihood Mission	...	35.00	...
118.	North Eastern Council	Normal	Mizoram State Sports Council	...	100.00	...

(#) The source of data relating to "Direct Transfer of Central Funds to Implementing Agencies" is Public Financial Management System (PFMS) Portal of the Controller General of Accounts (CGA)".

APPENDIX VI

**Direct transfer of Central Scheme Funds to implementing agencies in the State (funds routed outside State Budgets)
(Un-audited figures)**

Sl. No.	GOI Scheme <Name><indicate % sharing of funds between centre and State, say 90:10, 60:40 etc>	N/TSP/SCSP <Normal, Tribal sub-plan or Scheduled caste sub-plan	Implementing agency	GOI releases(#) (₹ in lakh)		
				2016-17	2015-16	2014-15
1	2	3	4	5	6	7
119.	North Eastern Council	Normal	Director, Land Revenue and Sattlement	...	5.83	...
120.	North Eastern Council	Normal	Director of Industries, Govt. of Mizoram	1.55
121.	North Eastern Council	Normal	Directorate of Sports & Youth Services Department	3.00
122.	North Eastern Council	Normal	Zoram Energy Development Agency	90.00
123.	Organic Value Chain Development of NE Region	Normal	Mission Organic Mizoram	...	2,31.66	...
124.	Pollution Abatement	Normal	Mizoram State Pollution Control Board	...	39.7	1,85.32
125.	Programme for Promotion of Excellence and Innovation	Normal	Pachhunga University College	...	1.00	...
126.	Promotion of Sports Among Disabled	Normal	Special Blind School, Durtlang, Venglai, Mizoram	...	1.20	1.95
127.	Propagation of RTI Act - Improving Transparency & Accountability	Normal	Mizoram State Information Commission	...	3.00	3.00
128.	Propagation of RTI Act - Improving Transparency & Accountability	Normal	Administrative Training Institute, Govt. of Mizoram	6.78
129.	Rajiv Gandhi Khel Abhiyan (RGKA)	Normal	Mizoram State Sport Council	...	30.55	1,33.25
130.	Redevelopment of Hospitals/ Institutions	Normal	Zoram Energy Development Agency	1,02.19
131.	Renewable Energy for Urban, Industrial & Commercial Application	Normal	Zoram Energy Development Agency	...	41.98	81.90

(#) The source of data relating to "Direct Transfer of Central Funds to Implementing Agencies" is Public Financial Management System (PFMS) Portal of the Controller General of Accounts (CGA)".

APPENDIX VI

**Direct transfer of Central Scheme Funds to implementing agencies in the State (funds routed outside State Budgets)
(Un-audited figures)**

Sl. No.	GOI Scheme <Name><indicate % sharing of funds between centre and State, say 90:10, 60:40 etc>	N/TSP/SCSP <Normal, Tribal sub-plan or Scheduled caste sub-plan	Implementing agency	GOI releases ^(#) (₹ in lakh)		
				2016-17	2015-16	2014-15
1	2	3	4	5	6	7
132.	Research Education Training and Outreach	Normal	Pachhunga University College	2.00
133.	Scheme for Infrastructure Development FPI	Normal	Mizofa Fish Seed Farm	6.21
134.	Schme for Infrastructure Development FPI	Normal	Zoram Fish Seed Production Centre	2,43.55
135.	Science and Technology Programme for Socio Economic	Normal	Pachhunga University College	...	16.41	9.20
136.	Science and Technology Programme for Socio Economic	Normal	Mizoram Council of Science and Technology and environment	...	88.18	77.46
138.	SECC	Normal	General Administrative Department, Mizoram	...	6.06	...
139.	Support to States	Normal	Zoram Energy Development Agency	...	3.00	...
140.	Shyama Prasad Mukherji Rurban Mission	Normal	Shyama Prasad Mukherjee Rurban Mission for Mizoram	...	25.00	...
142.	Technology Development Programme	Normal	Mizoram Council of Science and Technology and Environment	17.19
141.	Technology Development Programme	Normal	Pachhunga University College	...	2.00	3.50
143.	Training for All Support for Training Activities and Capacity	Normal	Administrative Training Institute Govt. of Mizoram	...	40.20	...
144.	Urban Sports Infrastructure Scheme	Normal	Mizoram State Sports Council	...	2,40.00	150.00
145.	Youth Hostel	Normal	Lalmawia	...	1.68	1.44
146.	Zonal Cultural Centre	Normal	DO RE MI Drama & Cultural Club	8.88
	Total			2,90,53.27

^(#) The source of data relating to "Direct Transfer of Central Funds to Implementing Agencies" is Public Financial Management System (PFMS) Portal of the Controller General of Accounts (CGA)".

APPENDIX VII**ACCEPTANCE AND RECONCILIATION OF BALANCES AS DEPICTED IN STATEMENT 18 AND 21****1. Acceptance of Balances ^(#):**

Sl. No.	Head of Account & Name of Institutions	Number of acceptances awaited	Earliest year from which acceptances are awaited	Amount outstanding as on 31 March 2017	
				Principal	Interest
				(₹ in lakh)	
...

2. Un-reconciled differences between Ledger and Broadsheet ^(#):

Entitlement Functions rest with the Government of Mizoram.

Information on acceptances of balances has not been furnished by the concerned authorities (August 2017).

(#) Broadsheet of 8443 Heads are updated but yet to be reconciled.

APPENDIX VIII

FINANCIAL RESULT OF IRRIGATION WORKS

The State Government has not declared any Irrigation Project as Commercial/Productive

(ii) FINANCIAL RESULTS OF ELECTRICITY SCHEMES

[Information has not been received from the State Government (August 2017)]

APPENDIX IX

**ANNEXURE TO STATEMENT NO. 16
STATEMENTS OF COMMITMENTS ON INCOMPLETE PUBLIC WORKS CONTRACTS AS ON 31 MARCH 2016-17
(₹ in lakh)**

Sl. No.	Name of the projects/works	Estimated cost of work	Year of commencement	Target year of completion	Physical progress of work (in per cent)	Expenditure during the year (2016-17)	Progressive expenditure to the end of the year	Pending payment	Revised cost if any/ date of revision
1	2	3	4	5	6	7	8	9	10
1.	Construction of 5MW Tlawva SHP	57,49.08	2010	2017	85	9,76.68	45,43.68
2.	Construction of 4MW Kawlbem SHP	49,60.00	2013	2017	70	11,84.21	27,84.21
3.	Construction of 132kV S/C line on D/C tower from Kolasib to Aizawl (Melriat) with LILO of one circuit at Aizawl (Zuangtui) 132kV Sub-Station (Sihhmui)	24,97.00	2006	2017	99	...	22,38.83	...	31,95.25 (August 2013)
4.	Construction of new 132kV S/S for shifting of 132kV Sub-Station, Zuangtui	20,77.00	2013	2017	95	...	16,66.66
5.	Construction of Tuiriza (100kW) and Tuiching (100kW) Micro Hydel Project in Phullen and Hrianghmun, Mizoram	3,76.07	2012	2017	65	...	66.67
6.	Construction of 110Km, 132kV S/S, Aizawl (Melriat) S/S - Lunglei line including one outgoing bay at Melriat and one incoming bay at Lunglei (Khawiva)	49,57.00	2012	2017	70	1,67.04	33,40.54

APPENDIX IX

**ANNEXURE TO STATEMENT NO. 16
STATEMENTS OF COMMITMENTS ON INCOMPLETE PUBLIC WORKS CONTRACTS AS ON 31 MARCH 2016-17
(₹ in lakh)**

Sl. No.	Name of the projects/works	Estimated cost of work	Year of commencement	Target year of completion	Physical progress of work (in per cent)	Expenditure during the year (2016-17)	Progressive expenditure to the end of the year	Pending payment	Revised cost if any/ date of revision
1	2	3	4	5	6	7	8	9	10
7.	Construction of 1x2.5MVA,33/11kV Sub-Station at Buarpui & Saiphai with associated lines	13,70.32	2014	2017	99	1,11.11	12,00.00
8.	Strengthening of 33kV Sub-Station at Thingsulthlah and Vairengte	5,72.00	2015	2017	85	...	2,00.00
9.	Construction of 33kV line on tower from Aibawk to Sialsuk with Associated bays and 11kV lines	14,78.00	2016	2019	20	500.00	500.00
10.	Construction of New Raj Bhawan at Aizawl	30,00.00	2012	2015	99	28,88.76	28,88.76	1,11.24	
11.	Construction of Additional Civil Secretariat Building at New Secretariat Complex	20,00.00	2012	2014	69	13,30.27	13,30.27	6,69.73	
12.	Construction of Polytechnic at Mamit (Sh: Construction of Administrative cum Academic Block)	4,66.00	2012	2014	100	4,19.98	4,19.98	46.02	
13.	Construction of Polytechnic at Lawngtlai (Sh: Construction of Administrative cum Academic Block)	4,09.52	2013	2014	80	20.31	2,05.31	2,04.21	

APPENDIX IX

ANNEXURE TO STATEMENT NO. 16

STATEMENTS OF COMMITMENTS ON INCOMPLETE PUBLIC WORKS CONTRACTS AS ON 31 MARCH 2016-17

(₹ in lakh)

Sl. No.	Name of the projects/works	Estimated cost of work	Year of commencement	Target year of completion	Physical progress of work (in per cent)	Expenditure during the year (2016-17)	Progressive expenditure to the end of the year	Pending payment	Revised cost if any/ date of revision
1	2	3	4	5	6	7	8	9	10
14.	Construction of Tourist Lodge at Champhai	2,70.00	2010	2012	96	2,14.58	2,14.58	55.42	
15.	Upgradation of Lengpui Airport	24,81.62	2012	2014	75	14,03.58	14,03.58	10,78.04	
16.	Construction of Indoor Stadium at Chanmari, Lunglei	4,96.19	2014	2015	100	1,06.83	3,67.62	1,28.54	
17.	Infrastructure Development of 4 Colleges in Mizoram	5,46.32	2011	2017	88	4,58.91	4,58.91	87.41	...
18.	Infrastructure Development of various colleges (10 Nos.) in Mizoram	13,67.64	2012	2017	88	11,81.42	11,81.42	1,86.22	...
19.	Construction of Chief Justice Quarters (Type-VIII) at Aizawl	2,23.84	2015	2016	49.30	1,24.99	1,24.99	98.85	...
20.	Construction of Judges Quarters (Type-VIII) Block I & II at Aizawl	4,46.69	2015	2016	50	2,27.92	2,27.92	2,18.77	...
21.	Construction of CE, PWD Highway Office Building at Aizawl	8,19.00	2016	2017	30	2,16.69	2,16.69	6,02.31	...
22.	Construction of District Court Building at New Secretariat Complex, Khatla, Aizawl.	24,29.05	2016	2019	20	3,55.28	3,55.28	20,73.77	...

APPENDIX IX

ANNEXURE TO STATEMENT NO. 16

STATEMENTS OF COMMITMENTS ON INCOMPLETE PUBLIC WORKS CONTRACTS AS ON 31 MARCH 2016-17

(₹ in lakh)

Sl. No.	Name of the projects/works	Estimated cost of work	Year of commencement	Target year of completion	Physical progress of work (in per cent)	Expenditure during the year (2016-17)	Progressive expenditure to the end of the year	Pending payment	Revised cost if any/ date of revision
1	2	3	4	5	6	7	8	9	10
23.	Construction of NABARD office building at New Secretariat Complex	9,39.41	2016	2017	60	2,45.89	2,45.89	6,93.52	
24.	Construction of P&E Department Staff Quarters at Champhai	1,95.96	2016	2017	45	75.00	75.00	1,20.96	
	i) Type-V Qtrs 1 unit				40				
	ii) Type-IV Qtrs 1 unit				40				
	iii) Type-III Qtrs 2 units								
25.	Construction of Taxation Department Directorate Building at New Secretariat Complex (Phase-II)	4,79.95	2016	2017	40	1,33.33	1,33.33	3,46.62	
26.	Construction of State Sports Academy at Zobawk, Lunglei	17,51.24	2017	2017	81	5,47.16	11,63.97	5,87.27	
27.	Construction of P&E Office at Lunglei	3,97.44	2015	2016	67	1,80.05	1,80.05	2,17.39	
28.	Construction of DTO Office at Lawngtlai	2,88.00	2016	2017	55	45.00	45.00	2,43.00	
29.	Construction of DTO Office at Saiha	2,10.63	2016	2017	7	2,10.63	

APPENDIX IX

**ANNEXURE TO STATEMENT NO. 16
STATEMENTS OF COMMITMENTS ON INCOMPLETE PUBLIC WORKS CONTRACTS AS ON 31 MARCH 2016-17**

Sl. No.	Name of the projects/works	Estimated cost of work	Year of commencement	Target year of completion	Physical progress of work (in per cent)	Expenditure during the year (2016-17)	Progressive expenditure to the end of the year	Pending payment	Revised cost if any/ date of revision	
									6	7
30.	Construction of College Auditorium cum Annex Building at Lunglei Government College, Lunglei	4,72.22	2016	2017	37	76.56	76.56	3,95.66		
31.	Construction of 100 Bedded Civil Hospital at Saiha, Mizoram under NLCPR (Main Building)	14,00.72	2015	2016	94	5,84.47	5,84.47	8,16.25		
32.	Construction of 50 Bedded Civil Hospital (CHC) at Lawngtlai	11,91.51	2016	2018	20	11,91.51		...
33.	Construction of Type-IV Quarters (3 units) Civil Hospital at Saiha	1,20.77	2016	2017	60	52.24	52.24	68.53		...
34.	Construction of PHC at Rabung	1,25.545	2016	2017	40	41.56	41.56	83.89		...
35.	Construction of PHC Building at Zobawk	1,26.76	2016	2017	82	80.00	80.00	46.76		...
36.	Construction of PHC Building at Longpuighat	1,14.63	2016	2018	70	26.83	26.83	87.81		...
37.	Construction of Polytechnic at Saiha (Sh: Construction of Administrative cum Academic Block)	4,35.46	2016	2017	49	89.50	89.50	3,45.96		...

APPENDIX IX

**ANNEXURE TO STATEMENT NO. 16
STATEMENTS OF COMMITMENTS ON INCOMPLETE PUBLIC WORKS CONTRACTS AS ON 31 MARCH 2016-17**

Sl. No.	Name of the projects/works	Estimated cost of work	Year of commencement	Target year of completion	Physical progress of work (in per cent)	Expenditure during the year (2016-17)	Progressive expenditure to the end of the year	Pending payment	Revised cost if any/ date of revision
38.	Construction of Polytechnic at Saiha (Sh: Construction of Hostel Block)	1,68.52	2016	2017	57	80.41	80.41	88.11	...
39.	Construction of DIET Institution Building at Lawngtlai	2,74.38	2015	2016	99	2,11.68	2,11.68	62.70	...
40.	Construction of DIET Institution Building at Saiha	2,79.25	2015	2016	99	2,74.18	2,74.18	5.07	...
41.	Construction of Sihmui to MZU as spurs of Aizawl City ring road	53,09.00	2013	2014	31.26	8,33.00	8,33.00	5,79.00	...
42.	Construction of approach road to Assam Rifle Complex at Zokhawsang	4,00.42	2017	2018	80	2,98.20	2,98.20	1,12.00	...
43.	Pavement of Brigade field approach road at Bawngkawn	1,72.36	2017	2018	92	1,64.00	1,64.00
44.	Construction of New formation and pavement of Samtlang to Hualngohmun road (NABARD)	17,84.40	2017	2018	15	1,24.80	...
45.	Construction of PSC Bridge over R. Tlawng on Aizawl-Reiek-W. Lungdar road at 14.80 Kmp. (CRF)	11,55.80	2017	2019	1	...	25.00	25.00	...

APPENDIX IX**ANNEXURE TO STATEMENT NO. 16
STATEMENTS OF COMMITMENTS ON INCOMPLETE PUBLIC WORKS CONTRACTS AS ON 31 MARCH 2016-17
(₹ in lakh)**

Sl. No.	Name of the projects/works	Estimated cost of work	Year of commencement	Target year of completion	Physical progress of work (in per cent)	Expenditure during the year (2016-17)	Progressive expenditure to the end of the year	Pending payment	Revised cost if any/ date of revision
1	2	3	4	5	6	7	8	9	10
46.	Widening and Strengthening of Vaivakawn	19,07.00	2012	2012	100	7,82.00	7,82.00	10,83.00	...
47.	Improvement and Widening of Aizawl City road	19,62.00	2012	2014	100	15,88.00	15,88.00	5,34.00	...
48.	Mat Minor Irrigation Project Serchhip	5,54.00	2011	2016	88	32.47	4,86.15	67.85	...
49.	Hliappui MI Project	1,29.03	2016	2017	100	89.03	1,29.03
50.	Chhura Bahrasuk MI Project	98.30	2016	2018	38	2.00	37.00	61.30	...
51.	Sesih MI Project	1,95.41	2016	2017	100	1,25.41	1,95.41
52.	Thingnmalin MI Project	1,48.70	2016	2018	35	2.00	52.00	96.70	...
53.	Hmawngmuallui MI Project	1,35.93	2016	2018	38	2.00	52.00	83.93	...
54.	Chitesih MI Project	99.93	2016	2018	37	2.00	37.00	62.93	...
55.	Chemphai LI Project	1,74.30	2016	2017	100	1,14.30	1,74.30
56.	Dumkhel MI Project	62.25	2016	2018	35	2.00	22.00	40.25	...
57.	Hatkora Zau MI Project	62.26	2016	2018	35	2.00	22.00	40.26	...
58.	Nghasih MI Project	85.38	2016	2017	100	55.38	85.38
59.	Ngengrual MI Project	2,11.88	2016	2018	40	3.88	83.88	1,28.00	...
60.	Khawhnuai MI Project	1,48.00	2016	2018	19	28.60	28.60	1,19.40	...
61.	Hmundozau MI Project	1,02.00	2016	2018	19	19.80	19.80	82.20	...

APPENDIX IX

**ANNEXURE TO STATEMENT NO. 16
STATEMENTS OF COMMITMENTS ON INCOMPLETE PUBLIC WORKS CONTRACTS AS ON 31 MARCH 2016-17**

Sl. No.	Name of the projects/works	Estimated cost of work	Year of commencement	Target year of completion	Physical progress of work (in per cent)	Expenditure during the year (2016-17)	Progressive expenditure to the end of the year	Pending payment	Revised cost if any/ date of revision	
									8	9
1	2	3	4	5	6	7	8	9	10	10
62.	Sihpuizau MI Project	1,08.00	2016	2018	19	20.90	20.90	87.10
63.	Lahmunzau MI Project	1,41.00	2016	2018	10	13.75	13.75	1,27.25
64.	Lower Tuiphai MI Project	89.53	2016	2018	18	16.50	16.50	73.03
65.	Tlabung Ph-II MI Project	1,19.47	2016	2018	18	22.00	22.00	97.47
66.	Dimphai MI Project	49.74	2016	2018	17	8.25	8.25	41.49
67.	Tuiaw MI Project	64.63	2016	2018	17	11.00	11.00	53.63
68.	Bawnzawl MI Project	87.15	2016	2018	19	16.50	16.50	70.65
69.	Sihlui MI Project	94.82	2016	2018	17	16.50	16.50	78.32
70.	Saikhuma MI Project	1,12.05	2016	2018	20	22.00	22.00	90.05
71.	Lower Sesih MI Project	74.97	2016	2018	18	13.75	13.75	61.22
72.	Ramrizau MI Project	59.84	2016	2018	18	11.00	11.00	48.84
73.	De MI Project	1,19.61	2016	2018	18	22.00	22.00	97.61

APPENDIX X

MAINTENANCE EXPENDITURE WITH SEGREGATION OF SALARY AND NON-SALARY PORTION
(As on 31 March 2017)

(₹ in lakh)

Grant No.	Name of the Grant	Head of Expenditure					Plan/ Non-Plan	Description/ nomenclature of maintenance account head	Component of Expenditure			
		Major Head	Sub- Major Head	Minor Head	Sub- Head	Detail Head			Object Head	Salary	Non- Salary	Total
1	Legislative Assembly	2011	02	101	2992	00	27	NP	M.L.A. (Voted)	...	15.00	15.00
		2011	02	103	2993	00	27	NP	Assembly Secretariat (Voted)	...	15.00	15.00
3	Council of Ministers	2013	00	101	3009	00	27	NP	Salary of Ministers	...	2.96	2.96
5	Vigilance	2070	00	104	3531	00	27	NP	Administration	...	1.50	1.50
6	Land Revenue and Reforms	2506	00	103	3049	00	1	P	Maintenance of Land Records	1,85.94	...	1,85.94
		2506	00	103	3049	00	2	P	Maintenance of Land Records	...	7.26	7.26
		2506	00	103	3049	00	11	P	Maintenance of Land Records	...	10.76	10.76
		2506	00	103	3049	00	13	P	Maintenance of Land Records	...	8.55	8.55
		2506	00	103	3049	00	27	P	Maintenance of Land Records	...	25.00	25.00
		2506	00	001	3045	00	27	P	Direction	...	5.00	5.00
			00	800	9594	00	27	P	NEDP	...	51.27	51.27
7	Excise and Narcotics	2029	00	001	3045	00	27	NP	Direction	...	2.22	2.22
		2039	00	001	3531	00	27	NP	Administration	...	23.00	23.00
8	Taxation	2040	00	001	3045	00	27	NP	Direction	...	2.00	2.00
		2040	00	001	3531	00	27	NP	Administration	...	7.00	7.00

APPENDIX X

MAINTENANCE EXPENDITURE WITH SEGREGATION OF SALARY AND NON-SALARY PORTION
(As on 31 March 2017)

Grant No.	Name of the Grant	Head of Expenditure					Plan/ Non-Plan	Description/ nomenclature of maintenance account head	Component of Expenditure		Total	
		Major Head	Sub-Major Head	Minor Head	Sub-Head	Detail Head			Object Head	Salary		Non-Salary
9	Finance	2047	00	103	3079	00	27	NP	Institutes of Finance & Small Savings	...	3.99	3.99
		2054	00	095	3045	00	27	NP	Direction	...	12.62	12.62
		2054	00	095	3067	00	27	NP	District Treasury	...	15.78	15.78
11	Secretariat Administration	2052	00	090	3087	00	27	NP	Seckt. Admn. Deptt.	...	19.85	19.85
13	Personnel and Administrative Reforms	2070	00	003	3154	00	27	NP	Direction (A.T.I.)	...	3.00	3.00
14	Planning and Programme Implementation	3425	60	004	3184	00	27	P	Science & Technology	...	4.72	4.72
		3425	60	004	3185	00	27	P	Training on Scientific Research	...	5.00	5.00
		3425	60	004	8776	00	27	P	Mizoram Science Centre	...	10.00	10.00
		3451	00	101	3180	00	27	P	Evaluation & Monitoring	...	3.89	3.89
		3451	00	102	3181	00	27	P	District Planning Machinery	...	6.02	6.02
		3451	00	102	3182	00	27	P	Pilot Project	...	5,00.00	5,00.00
		3454	01	001	3045	00	27	P	Direction	...	2.73	2.73

(₹ in lakh)

APPENDIX X

MAINTENANCE EXPENDITURE WITH SEGREGATION OF SALARY AND NON-SALARY PORTION
(As on 31 March 2017)

(₹ in lakh)

Grant No.	Name of the Grant	Head of Expenditure						Plan/ Non-Plan	Description/ nomenclature of maintenance account head	Component of Expenditure		
		Major Head	Sub- Major Head	Minor Head	Sub- Head	Detail Head	Object Head			Salary	Non- Salary	Total
15	General Administration Department	2052	00	800	9594	00	27	P	NEDP	...	50.00	50.00
		2053	00	093	3193	00	27	P	D.C. Aizawl	...	20.00	20.00
		2053	00	094	3232	00	27	P	Sinlung Hills Development Council	...	1,16.59	1,16.60
		2070	00	115	3221	00	27	P	Circuit & Guest House, Silchar	...	20.60	20.60
		2070	00	115	3222	00	27	P	Circuit & Guest House, Shillong	...	3.00	3.00
		2070	00	115	3226	00	27	P	Circuit & Guest House, Guwahati	...	17.98	17.98
		3053	60	101	3230	00	27	P	Communication	...	15.00	15.00
		2053	00	093	3193	00	27	NP	D.C. Aizawl	...	2.50	2.50
		2053	00	093	3194	00	27	NP	D.C. Lunglei	...	3.00	3.00
		2053	00	093	3195	00	27	NP	D.C. Saiha	...	4.50	4.50
		2053	00	093	3196	00	27	NP	D.C. Champhai	...	1.20	1.20
		2053	00	093	3197	00	27	NP	D.C. Mamit	...	15.00	15.00
		2053	00	093	3198	00	27	NP	D.C. Kolasib	...	3.00	3.00
		2053	00	093	3199	00	27	NP	D.C. Serchhip	...	2.00	2.00
		2053	00	093	3200	00	27	NP	D.C. Lawngtlai	...	4.00	4.00
2053	00	094	3202	00	27	NP	Sub-Division Estt. Aizawl	...	1.50	1.50		
2053	00	094	3204	00	27	NP	Sub-Division, Lunglei	...	3.50	3.50		

APPENDIX X

MAINTENANCE EXPENDITURE WITH SEGREGATION OF SALARY AND NON-SALARY PORTION
(As on 31 March 2017)

Grant No.	Name of the Grant	Head of Expenditure						Plan/ Non-Plan	Description/ nomenclature of maintenance account head	Component of Expenditure		(₹ in lakh)
		Major Head	Sub- Major Head	Minor Head	Sub- Head	Detail Head	Object Head			Salary	Non- Salary	
		2053	00	094	3206	00	27	NP	Sub-Division, Saiha	...	2.50	2.50
		2053	00	094	3208	00	27	NP	Sub-Division, Champhai	...	1.00	1.00
15	General Administration Department	2053	00	094	3210	00	27	NP	Sub-Division, Mamit	...	1.00	1.00
		2053	00	094	3212	00	27	NP	Sub-Division, Kolasib	...	1.00	1.00
		2053	00	094	3214	00	27	NP	Sub-Division, Serchhip	...	1.00	1.00
		2053	00	094	3216	00	27	NP	Sub-Division, Lawngtlai	...	1.60	1.60
		2070	00	115	3219	00	27	NP	Circuit & Guest House, Lunglei	...	0.50	0.50
		2070	00	115	3220	00	27	NP	Circuit & Guest House, Saiha	...	1.50	1.50
		2070	00	115	3221	00	27	NP	Circuit & Guest House, Silchar	...	4.00	4.00
		2070	00	115	3222	00	27	NP	Circuit & Guest House, Shillong	...	5.55	5.55
		2070	00	115	3223	00	27	NP	Circuit & Guest House, Calcutta	...	18.34	18.34
		2070	00	115	3224	00	27	NP	Circuit & Guest House, New Delhi	...	8.79	8.79
		2070	00	115	3225	00	27	NP	Circuit & Guest House, Tlabung	...	0.35	0.35
		2070	00	115	3226	00	27	NP	Circuit & Guest House, Guwahati	...	8.00	8.00

APPENDIX X

MAINTENANCE EXPENDITURE WITH SEGREGATION OF SALARY AND NON-SALARY PORTION
(As on 31 March 2017)

Grant No.	Name of the Grant	Head of Expenditure						Plan/ Non-Plan	Description/ nomenclature of maintenance account head	Component of Expenditure		
		Major Head	Sub- Major Head	Minor Head	Sub- Head	Detail Head	Object Head			Salary	Non- Salary	Total
		2070	00	115	3227	00	27	NP	Circuit & Guest House, Lawngtlai	...	0.85	0.85
15	General Administration Department	2070	00	115	3228	00	27	NP	Mizoram State Guest House, Aizawl	...	0.63	0.63
		2070	00	115	4880	00	27	NP	Circuit & Guest House Mumbai	...	2.00	2.00
		3053	60	101	3230	00	27	NP	Communication	...	15.00	15.00
16	Home	2055	00	001	3045	00	27	P	Direction	...	1,15.17	1,15.17
		2055	00	116	3288	00	27	P	Forensic Science Laboratory	...	0.50	0.50
		2056	00	001	3045	00	27	P	Direction	...	5.00	5.00
		2056	00	101	8779	00	27	P	Construction of Separate Women Jails/ NLCPR	...	4,70.50	4,70.50
		2056	00	101	9658	00	27	P	Construction of Jails	...	3,55.69	3,55.69
		2070	00	108	5008	00	27	P	Fire and Emergency Services	...	10.00	10.00
		2055	00	001	3045	00	27	NP	Direction	...	6.00	6.00
		2055	00	003	3255	00	27	NP	Police Training	...	2.00	2.00
		2055	00	101	3256	00	27	NP	CID(SB)	...	1.00	1.00
		2055	00	101	3261	00	27	NP	VIP Security	...	1.00	1.00
		2055	00	104	3263	00	27	NP	1st Battalion MAP	...	3.75	3.75

(₹ in lakh)

APPENDIX X

MAINTENANCE EXPENDITURE WITH SEGREGATION OF SALARY AND NON-SALARY PORTION
(As on 31 March 2017)

Grant No.	Name of the Grant	Head of Expenditure						Plan/ Non-Plan	Description/ nomenclature of maintenance account head	Component of Expenditure		(₹ in lakh)
		Major Head	Sub- Major Head	Minor Head	Sub- Head	Detail Head	Object Head			Salary	Non- Salary	
		2055	00	104	3264	00	27	NP	2nd Battalion MAP	...	3.75	3.75
		2055	00	104	3265	00	27	NP	3rd Battalion MAP	...	3.00	3.00
		2055	00	104	3266	00	27	NP	1st I.R. Bn	...	2.75	2.75
		2055	00	104	3267	00	27	NP	2nd I.R. Bn	...	3.75	3.75
		2055	00	104	4747	00	27	NP	3rd I.R. Bn.	...	4.50	4.50
16	Home	2055	00	104	4949	00	27	NP	5th IR Bn.	...	3.75	3.75
		2055	00	104	4952	00	27	NP	4th IR Battalion	...	6.25	6.25
		2055	00	104	9734	00	27	NP	Barrowed Battalion	...	33.84	33.84
		2055	00	109	3268	00	27	NP	D.E.F. Aizawl	...	3.50	3.50
		2055	00	109	3269	00	27	NP	D.E.F. Lunglei	...	3.40	3.40
		2055	00	109	3270	00	27	NP	D.E.F. Saiha	...	2.50	2.50
		2055	00	109	3271	00	27	NP	D.E.F. Champgai	...	1.50	1.50
		2055	00	109	3272	00	27	NP	D.E.F. Mamit	...	4.54	4.54
		2055	00	109	3273	00	27	NP	D.E.F. Kolasib	...	1.50	1.50
		2055	00	109	3274	00	27	NP	D.E.F. Serchhip	...	1.50	1.50
		2055	00	109	3275	00	27	NP	D.E.F. Lawngtlai	...	1.50	1.50
		2055	00	109	4836	00	27	NP	Traffic Police	...	1.00	1.00
		2055	00	114	3279	00	27	NP	Wireless Organisation	...	2.50	2.50
		2055	00	115	4116	00	27	NP	Modernisation	...	1.00	1.00
		2056	00	001	3045	00	27	NP	Direction	...	3.00	3.00
		2070	00	107	3045	00	27	NP	Direction	...	9.99	9.99
		2070	00	107	3283	00	27	NP	Direction C.T.I.	...	7.00	7.00

APPENDIX X

MAINTENANCE EXPENDITURE WITH SEGREGATION OF SALARY AND NON-SALARY PORTION
(As on 31 March 2017)

Grant No.	Name of the Grant	Head of Expenditure					Plan/ Non-Plan	Description/ nomenclature of maintenance account head	Component of Expenditure		Total	
		Major Head	Sub- Major Head	Minor Head	Sub- Head	Detail Head			Object Head	Salary		Non- Salary
		2070	00	108	5008	00	27	NP	Fire and Emergency Services	...	2.00	2.00
		2235	01	200	4148	00	27	NP	Direction S.S.& A. Board	...	1.50	1.50
17	Food, Civil Supplies and Consumer Affairs	2408	01	102	3303	00	27	P	Subsidies	...	20.00	20.00
		3475	00	106	3305	00	27	P	Regulation of Weight & Measures	...	12.00	12.00
		2408	01	001	3531	00	27	NP	Administration	...	10.00	10.00
		2408	01	102	3303	00	27	NP	Subsidies	...	2.00	2.00
		3456	00	001	3045	00	27	NP	Direction	...	0.50	0.50
		3456	00	001	3531	00	27	NP	Administration	...	0.50	0.50
18	Printing and Stationery	2058	00	103	3315	00	27	P	Government Presses	...	3.00	3.00
19	Local Administration	2216	02	103	3325	00	27	P	Urban Housing & Development	...	20.00	20.00
		2217	05	001	3045	00	27	P	Direction	...	1,31.50	1,31.50
		2515	00	800	9594	00	27	P	NEDP	...	20,50.00	20,50.00
		2070	00	800	3531	00	27	NP	Administration	...	1.00	1.00
		2216	03	103	3323	00	27	NP	Rural Housing & Dev.	...	1.00	1.00
20	School Education	2202	01	104	3378	00	27	P	Government Elementary (PMGY)	...	30.00	30.00

(₹ in lakh)

APPENDIX X

MAINTENANCE EXPENDITURE WITH SEGREGATION OF SALARY AND NON-SALARY PORTION
(As on 31 March 2017)

Grant No.	Name of the Grant	Head of Expenditure						Plan/ Non-Plan	Description/ nomenclature of maintenance account head	Component of Expenditure		(₹ in lakh)
		Major Head	Sub- Major Head	Minor Head	Sub- Head	Detail Head	Object Head			Salary	Non- Salary	
		2202	02	004	3347	00	27	P	SCERT	...	30.00	30.00
		2202	02	109	3355	00	27	P	Government High School	...	30.00	30.00
		2202	02	109	3384	00	27	P	Govt. Higher Secondary School	...	10.00	10.00
		2202	80	001	3045	00	27	P	Direction	...	23.39	23.39
20	School Education	2202	02	109	3355	00		NP	Government High School	...	0.20	0.20
		2202	02	109	3384	00		NP	Govt. Higher Secondary School	...	1.00	1.00
21	Higher and Technical Education	2202	03	001	3045	00	27	P	Direction	...	15.00	15.00
		2202	03	103	3415	00	27	P	Government College	...	10.00	10.00
		2202	03	103	3417	00	27	P	Govt. Zirtiri Res. Science College	...	0.50	0.50
		2202	03	103	3425	00	27	P	Estt. of Collegiate Hostel	...	2.00	2.00
		2202	03	107	3419	00	27	P	Mizoram Scholarship	...	4.98	4.98
		2202	05	102	3420	00	27	P	Mizoram Hindi Training Institute	...	1.00	1.00
		2203	00	001	3045	00	27	P	Direction	...	20.00	20.00
		2202	03	001	3045	00	27	NP	Direction	...	0.92	0.92
		2202	03	103	3415	00	27	NP	Government College	...	1.50	1.50

APPENDIX X

MAINTENANCE EXPENDITURE WITH SEGREGATION OF SALARY AND NON-SALARY PORTION
(As on 31 March 2017)

Grant No.	Name of the Grant	Head of Expenditure						Plan/ Non-Plan	Description/ nomenclature of maintenance account head	Component of Expenditure		Total
		Major Head	Sub- Major Head	Minor Head	Sub- Head	Detail Head	Object Head			Salary	Non- Salary	
		2202	03	103	3417	00	27	NP	Govt. Zirtiri Res. Science College	...	0.50	0.50
23	Art and Culture	2205	00	001	3045	00	27	P	Direction	...	14.20	14.20
		2205	00	102	3470	00	27	P	Improvement of Vanapa Hall	...	2.00	2.00
		2205	00	104	3473	00	27	P	Archives	...	3.80	3.80
		2205	00	105	3474	00	27	P	State Library	...	3.00	3.00
		2205	00	107	3477	00	27	P	Museum, Arts & Gallery	...	3.00	3.00
		2210	01	001	3045	00	27	P	Direction	...	3.38	3.38
24	Medical and Public Health Services	2210	01	001	3531	00	27	P	Administration	...	2.47	2.47
		2210	01	110	3502	00	27	P	Hospital & Dispensary	...	67.23	67.23
		2210	01	110	4908	00	27	P	Referral Hospital	...	8.31	8.31
		2210	01	200	3522	00	27	P	Cancer Research & Treatment Prog.	...	50.00	50.00
		2210	03	103	3505	00	27	P	Primary Health Centre	...	59.17	59.17
		2210	01	110	3502	00	27	NP	Hospital & Dispensary	...	1.00	1.00
		2210	03	102	3504	00	27	NP	Subsidiary Health Centre	...	3.00	3.00
		2210	01	110	3502	00	27	NP	Hospital & Dispensary	...	1.00	1.00

(₹ in lakh)

APPENDIX X

MAINTENANCE EXPENDITURE WITH SEGREGATION OF SALARY AND NON-SALARY PORTION
(As on 31 March 2017)

Grant No.	Name of the Grant	Head of Expenditure						Plan/ Non-Plan	Description/ nomenclature of maintenance account head	Component of Expenditure		Total
		Major Head	Sub- Major Head	Minor Head	Sub- Head	Detail Head	Object Head			Salary	Non- Salary	
		2210	03	103	3505	00	27	NP	Primary Health Centre	...	1.00	1.00
25	Water Supply and Sanitation	2215	01	101	3588	00	27	P	Urban Water Supply Programme	...	39,00.00	39,00.00
		2215	01	101	9594	00	27	P	NEDP	...	2,00.00	2,00.00
		2215	01	101	9673	00	27	P	Load Security Deposit	...	1,76.61	1,76.61
		2215	01	102	3589	00	27	P	Rural Water Supply Programme	...	2,95.39	2,95.39
		3053	60	101	3230	00	27	P	Communication	...	4.30	4.30
		2215	01	001	3531	00	27	NP	Administration	...	85,46.51	85,46.51
25	Water Supply and Sanitation	2215	01	101	3588	00	27	NP	Urban Water Supply Programme	...	1,74.67	1,74.67
26	Information and Public Relations	2220	01	001	3045	00	27	NP	Direction	...	4.80	4.80
28	Labour and Employment	2230	01	001	3045	00	27	P	Direction	...	2.50	2.50
		2230	03	003	3637	00	27	P	Industrial Training Institute	...	12.97	12.97
		2230	01	001	3045			NP	Direction	...	0.20	0.20
29	Social Welfare	2235	02	001	3045	00	27	P	Direction	...	30.00	30.00
		2235	02	103	3661	00	27	P	Protective Home	...	10.00	10.00
		2235	02	103	9627	00	27	P	NEA	...	16.11	16.11

(₹ in lakh)

APPENDIX X

MAINTENANCE EXPENDITURE WITH SEGREGATION OF SALARY AND NON-SALARY PORTION
(As on 31 March 2017)

Grant No.	Name of the Grant	Head of Expenditure						Plan/ Non-Plan	Description/ nomenclature of maintenance account head	Component of Expenditure		Total
		Major Head	Sub- Major Head	Minor Head	Sub- Head	Detail Head	Object Head			Salary	Non- Salary	
		2235	02	106	3665	00	27	P	Remand Home	...	10.00	10.00
		2235	02	106	3669	00	27	P	De-addiction Centre	...	10.00	10.00
		2235	02	001	3045	00	27	NP	Direction	...	1,39.92	1,39.92
		2236	80	001	3045	00	27	NP	Direction	...	2.10	2.10
31	Agriculture	2401	00	001	3045	00	27	P	Direction	...	15.00	15.00
		2401	00	001	3531	00	27	P	Administration	...	18.70	18.70
		2401	00	102	3687	00	27	P	Food Grain Development	...	15.00	15.00
		2401	00	800	5966	00	27	P	New Land Use Policy (NLUP)	...	15,00.00	15,00.00
		2401	00	800	9594	00	27	P	NEDP	...	26,00.00	26,00.00
		2415	01	277	3729	00	27	P	Agri. Education	...	2.50	2.50
		2401	00	001	3045	00	27	P	Direction	...	2.00	2.00
		2401	00	001	3531	00	27	P	Administration	...	30.08	30.08
		2401	00	119	5102	00	27	P	North Eastern Areas	...	1.26.02	1.26.02
		2401	00	119	6081	00	27	P	Vegetables & Fruits Development	...	12.99	12.99
32	Horticulture	2401	00	119	9587	00	27	P	SMS for cultivation of Grapes on commercial scale in cluster area at Hnahlan	...	12.08	12.08
		2401	00	001	3045	00	27	NP	Direction	...	1.00	1.00

(₹ in lakh)

APPENDIX X

MAINTENANCE EXPENDITURE WITH SEGREGATION OF SALARY AND NON-SALARY PORTION
(As on 31 March 2017)

Grant No.	Name of the Grant	Head of Expenditure						Plan/ Non-Plan	Description/ nomenclature of maintenance account head	Component of Expenditure		Total
		Major Head	Sub- Major Head	Minor Head	Sub- Head	Detail Head	Object Head			Salary	Non- Salary	
33	Soil and Water Conservation	2402	00	102	3752	00	27	P	Cash Crop Spices Development	...	2.55	2.55
		2402	00	102	8605	00	27	P	NABARD (SMS)	...	20.87	20.87
		2402	00	102	9683	00	27	P	Rubber Nursery & Plantation (NABARD)	...	1,01.32	1,01.32
34	Animal Husbandry	2402	00	800	3762	00	27	P	Buildings	...	5.00	5.00
		2402	00	800	8998	00	27	P	SMS for RKVY	...	8.11	8.11
		2403	00	001	3045	00	27	P	Direction	...	2.95	2.95
		2403	00	001	3531	00	27	P	Administration	...	1.00	1.00
		2403	00	101	3502	00	27	P	Hospital & Dispensary	...	2.00	2.00
		2403	00	101	3771	00	27	P	Rinderpest Eradication Prog.	...	2.00	2.00
34	Animal Husbandry	2403	00	102	3766	00	27	P	Cattle Development	...	2.00	2.00
		2403	00	105	3768	00	27	P	Piggery Development	...	80.74	80.74
		2403	00	001	3045	00	27	NP	Direction	...	0.50	0.50
		2403	00	001	3531	00	27	NP	Administration	...	0.41	0.41
		2403	00	102	3766	00	27	NP	Cattle Development	...	0.30	0.30
34	Animal Husbandry	2403	00	105	3768	00	27	NP	Piggery Development	...	0.30	0.30
		2403	00	107	3769	00	27	NP	Fodder & Feed Development	...	0.50	0.50
35	Fisheries	2404	00	102	3813	00	27	NP	Dairy Development	...	0.40	0.40
		2405	00	001	3045	00	27	P	Direction	...	1.00	1.00

(₹ in lakh)

APPENDIX X

MAINTENANCE EXPENDITURE WITH SEGREGATION OF SALARY AND NON-SALARY PORTION
(As on 31 March 2017)

Grant No.	Name of the Grant	Head of Expenditure						Plan/ Non-Plan	Description/ nomenclature of maintenance account head	Component of Expenditure		Total
		Major Head	Sub- Major Head	Minor Head	Sub- Head	Detail Head	Object Head			Salary	Non- Salary	
		2405	00	001	3531	00	27	P	Administration	...	30.85	30.85
		2405	00	101	3816	00	27	P	Fish Seed Production cum Farming	...	1.00	1.00
		2405	00	101	3818	00	27	P	Dev. of Riverine Fisheries	...	0.30	0.30
		2405	00	101	3819	00	27	P	Cold Water Fisheries	...	0.30	0.30
		2405	00	105	3821	00	27	P	Marketing	...	1.00	1.00
		2405	00	001	3045	00	27	NP	Direction	...	0.50	0.50
		2405	00	001	3531	03	27	NP	Administration	...	0.05	0.05
36	Environment and Forests	2406	01	101	9047	00	27	P	Development of Bamboo/SMS	...	23.14	23.14
		2406	01	102	8791	00	27	P	Intensification of Forest Management (IFM)/SMS	...	13.13	13.13
		2406	01	102	9048	00	27	P	Conservation of Natural Resources and Ecosystems/SMS	...	11.24	11.24
		2406	01	102	9051	00	27	P	National Afforestation Programme/SMS	...	86.87	86.87
		2406	01	102	9595	00	27	P	Green India Mission/ SMS	...	1,08.00	1,08.00
		2406	01	800	9594	00	27	P	NEDP	...	92.81	92.81

(₹ in lakh)

APPENDIX X**MAINTENANCE EXPENDITURE WITH SEGREGATION OF SALARY AND NON-SALARY PORTION**
(As on 31 March 2017)

Grant No.	Name of the Grant	Head of Expenditure						Plan/ Non-Plan	Description/ nomenclature of maintenance account head	Component of Expenditure		Total
		Major Head	Sub- Major Head	Minor Head	Sub- Head	Detail Head	Object Head			Salary	Non- Salary	
		2406	02	110	9049	00	27	P	Integrated Development of Wildlife Habitat/SMS	...	9.73	9.73
		2406	02	110	9050	00	27	P	Dampa Tiger Reserve/ SMS	...	24.00	24.00
		3435	04	800	9687	00	27	P	Assistance to State Pollution Control Board/SMS	...	25.00	25.00
		2406	01	001	3045	00	27	NP	Direction	...	20.90	20.90
		2406	01	001	3531	00	27	NP	Administration	...	47.96	47.96
		2406	01	005	3829	00	27	NP	W.P.O.	...	4.07	4.07
		2406	01	800	9686	00	27	NP	Maintenance of Forest	...	2,74.70	2,74.70
		2406	02	110	3834	00	27	NP	Preservation of Wildlife	...	85.80	85.80
		2425	00	001	3045	00	27	P	Direction	...	30.00	30.00
		2425	00	001	3531	00	27	NP	Administration	...	1.00	1.00
		2515	00	001	3914	00	27	P	Block level Administration	...	37.49	37.49
		2515	00	001	3531	00	27	NP	Administration	...	1.00	1.00
		2801	01	800	9594	00	27	P	NEDP	...	80.00	80.00
		2801	04	800	3929	00	27	P	Maintenance of Power House	...	5,60.60	5,60.60

(₹ in lakh)

APPENDIX X

MAINTENANCE EXPENDITURE WITH SEGREGATION OF SALARY AND NON-SALARY PORTION
(As on 31 March 2017)

(₹ in lakh)

Grant No.	Name of the Grant	Head of Expenditure						Plan/ Non-Plan	Description/ nomenclature of maintenance account head	Component of Expenditure		
		Major Head	Sub- Major Head	Minor Head	Sub- Head	Detail Head	Object Head			Salary	Non- Salary	Total
		2801	05	800	3930	00	27	P	Maintenance of Lines and Buildings	...	45,49.83	45,49.83
		2801	05	800	9594	00	27	P	NEDP	...	2,60.51	2,60.51
		2810	02	800	9639	00	27	P	Solar Power Plant	...	17.17	17.17
		2801	04	800	3929	00	27	NP	Maintenance of Power House	...	4,42.22	4,42.22
		2801	05	800	3930	00	27	NP	Maintenance of Lines and Buildings	...	11,11.69	11,11.69
40	Industries	2851	00	001	3045	00	27	P	Direction	...	71.82	71.82
		2851	00	102	3953	00	27	P	District Industries Centre	...	10.00	10.00
40	Industries	2853	02	001	3045	00	27	P	Direction	...	3.70	3.70
		2853	02	101	3962	00	27	P	Geo-Technical Investigation	...	1.00	1.00
		2853	02	101	3963	00	27	P	Minor Mineral Investigation Development	...	28.26	28.26
		2853	02	101	8599	00	27	P	Landslide Engineering & Disaster	...	3.00	3.00
		2853	02	101	8605	00	27	P	North Eastern Areas	...	1.04	1.04
		2851	00	001	3531	00	27	NP	Administration	...	0.50	0.50
		2851	00	102	3955	00	27	NP	Development of Rural Industries	...	0.50	0.50

APPENDIX X

MAINTENANCE EXPENDITURE WITH SEGREGATION OF SALARY AND NON-SALARY PORTION
(As on 31 March 2017)

Grant No.	Name of the Grant	Head of Expenditure						Plan/ Non-Plan	Description/ nomenclature of maintenance account head	Component of Expenditure		Total
		Major Head	Sub- Major Head	Minor Head	Sub- Head	Detail Head	Object Head			Salary	Non- Salary	
		2851	00	103	3957	00	27	NP	Promotion & Dev. of Handicraft Industries	...	1.00	1.00
		2853	02	001	3045	00	27	NP	Direction	...	6.60	6.60
41	Sericulture	2851	00	107	3531	00	27	P	Administration	...	30.00	30.00
42	Transport	3055	00	800	3999	00	27	P	Booking Station	...	48.72	48.72
		2041	00	001	3531	00	27	NP	Administration	...	1.10	1.10
		2057	00	101	3996	00	27	NP	Consumer Petrol Pump	...	1.12	1.12
		3055	00	001	3997	00	27	NP	General Administration	...	2.05	2.05
		3452	01	101	4009	00	27	P	Tourist Centre	...	5.00	5.00
43	Tourism	3452	01	102	4006	00	27	P	Tourist Accommodation	...	6.93	6.93
		3452	01	800	4007	00	27	P	Tourism & Rest House	...	9.06	9.06
		3452	01	800	9594	00	27	P	NEDP	...	80.00	80.00
		3452	80	001	3045	00	27	P	Direction	...	9.00	9.00
44		Trade and Commerce	2435	01	101	4019	00	27	P	Agriculture Marketing	...	36.07
45	Public Works	2059	80	051	9605	00	27	P	Earthwork for MFA Training Centre, Sairang	...	30.00	30.00
		2059	80	051	9606	00	27	P	Construction of Market cum Multipurpose Hall, Falkland	...	30.00	30.00

(₹ in lakh)

APPENDIX X

MAINTENANCE EXPENDITURE WITH SEGREGATION OF SALARY AND NON-SALARY PORTION
(As on 31 March 2017)

Grant No.	Name of the Grant	Head of Expenditure						Plan/ Non-Plan	Description/ nomenclature of maintenance account head	Component of Expenditure		
		Major Head	Sub- Major Head	Minor Head	Sub- Head	Detail Head	Object Head			Salary	Non- Salary	Total
		2059	80	051	9607	00	27	P	Construction of MHIP's House, Luangmual	...	1.00	1.00
		2059	80	053	4033	00	27	P	Maintenance & Repairs	...	42.00	42.00
		2059	80	800	8192	00	27	P	Continuation of YMA Hall at Kawlkulh	...	1.00	1.00
45	Public Works	2216	01	700	4036	00	27	P	Construction & Repair of Govt. Residential Buildings	...	32.82	32.82
		2216	01	700	9608	00	27	P	Arrangement of Flower Plant in Raj Bhawan	...	15.80	15.80
		3054	04	800	4038	00	27	P	Constn. & Repair of Roads Dist. & Rural Area	...	4,82.79	4,82.79
		3054	04	800	5162	00	27	P	Maintenance of Road within Mizoram	...	99.43	99.43
		3054	04	800	9594	00	27	P	NEDP	...	12,04.05	12,04.05
		3054	80	800	4660	00	27	P	Maintenance of Roads & Bridges	...	29.25	29.25
		5054	04	800	8759	00	27	P	Const. of R/Wall on W.Phaileng to Damparengpui Road	...	57.56	57.56

(₹ in lakh)

APPENDIX X

MAINTENANCE EXPENDITURE WITH SEGREGATION OF SALARY AND NON-SALARY PORTION
(As on 31 March 2017)

Grant No.	Name of the Grant	Head of Expenditure						Plan/ Non-Plan	Description/ nomenclature of maintenance account head	Component of Expenditure		(₹ in lakh)
		Major Head	Sub- Major Head	Minor Head	Sub- Head	Detail Head	Object Head			Salary	Non- Salary	
45	Public Works	2014	00	105	8297	00	27	NP	Redesigning & remodelling of Existing District Court into Staff Qtr/IIDC Complex at Champai	...	33.21	33.21
		2059	80	053	4033	00	27	NP	Maintenance & Repairs	...	5,15.74	5,15.74
		2216	01	700	4027	00	27	NP	Repairs of Govt. Residential Building under Gen.Pool	...	33.82	33.82
		2216	01	700	4036	00	27	NP	Construction & Repair of Govt. Residential Buildings	...	5,13.95	5,13.95
		3054	04	800	4038	00	27	NP	Constn. & Repair of Roads Dist. & Rural Area	...	4,47.75	4,47.75
		3054	04	800	5162	00	27	NP	Maintenance of Road within Mizoram	...	5,90.92	5,90.92
46	Urban Development and Poverty Alleviation	3054	80	800	4660	00	27	NP	Maintenance of Roads & Bridges	...	26,06.19	26,06.19
		3056	00	001	3531	00	27	NP	Administration	...	1.90	1.90
		2217	01	001	3045	00	27	P	Direction	...	62.49	62.49

APPENDIX X

MAINTENANCE EXPENDITURE WITH SEGREGATION OF SALARY AND NON-SALARY PORTION
(As on 31 March 2017)

Grant No.	Name of the Grant	Head of Expenditure						Plan/ Non-Plan	Description/ nomenclature of maintenance account head	Component of Expenditure		Total
		Major Head	Sub- Major Head	Minor Head	Sub- Head	Detail Head	Object Head			Salary	Non- Salary	
		2217	03	001	3324	00	27	P	Direction (TCP)	...	10.00	10.00
		2217	05	800	9594	00	27	P	NEDP	...	15,00.00	15,00.00
		2217	01	001	3531	00	27	NP	Administration	...	2.00	2.00
		2217	03	001	3324	00	27	NP	Direction (TCP)	...	1.00	1.00
47	Minor Irrigation	2702	01	103	3699	00	27	P	River Diversion	...	31.70	31.70
		2702	80	001	3531	00	27	P	Administration	...	4.50	4.50
48	Information & Communication Technology	3275	00	800	4490	00	27	P	Information and Communication Technology	...	20.00	20.00

(₹ in lakh)

APPENDIX XI

**MAJOR POLICY DECISIONS OF THE GOVERNMENT DURING THE YEAR
OR NEW SCHEME PROPOSED IN THE BUDGET**

Sl. No.	Nature of the Policy Decision/ New Scheme	Implication for			In case of Recurring, Indicate the annual estimates of impact on net cash flows		Indicate the nature of Annual expenditure in terms of				Likely Sources from which Expenditure on new Scheme to be met			
		Receipts/ Expenditure/ Both	Recurring/ One Time	If one time indicate the Impact	Definite Period	Permanent	Revenue		Capital		State Own Resources	Central Transfer	Raising Debt (Specify)	
							6	7	8	9				10
1	2	3	4	5	6	7	8	9	10	11	12	13	14	
PLANING & PROGRAMME IMPLEMENTATION														
1.	New Economic Development Policy	2,37.25	One Time	As decided by the Govt.	2,37.25	2,37.25 (100%)	
MINOR IRRIGATION														
2.	MIP (AIBP/PMKSY)	1,98.45	...	19.85 (10%)	1,78.60 (90%)	...	
3.	MIP (NABARD)	4,00.00	...	40.00 (10%)	
LE & IT														
4.	NEDP	4,00.00	one time	Skill Dev. Infrastructure	4,00.00	4,00.00 (100%)	

(₹ in lakh)

APPENDIX XI

**MAJOR POLICY DECISIONS OF THE GOVERNMENT DURING THE YEAR
OR NEW SCHEME PROPOSED IN THE BUDGET**

Sl. No.	Nature of the Policy Decision/ New Scheme	Implication for			In case of Recurring, Indicate the annual estimates of impact on net cash flows		Indicate the nature of Annual expenditure in terms of				Likely Sources from which Expenditure on new Scheme to be met		
		Receipts/ Expenditure/ Both	Recurring/ One Time	If one time indicate the Impact	Definite Period	Permanent	Revenue		Capital		State Own Resources	Central Transfer	Raising Debt (Specify)
							3	4	5	6			
1	2	3	4	5	6	7	8	9	10	11	12	13	14
PWD													
5.	NEC	Expenditure	one time	Plan for Subsequent years is required for medium/big projects	14,46.24	...	1,44.62 (10%)	13,01.62 (90%)	...
6.	NABARD				76,03.55	...	7,60.35 (10%)	...	68,43.20 (90%)
7.	NLCPR				11,10.00	...	1,11.00 (10%)	9,99.00 (90%)	...
8.	New Economic Development Policy				1,13,19.00	...	1,13,19.00 (100%)
	CRF				70,00.00	70,00.00 (100%)	...
UD & PA													
9.	NEDP	25,15.51	Recurring	18,65.51	...	6,50.00
	Total	31,52.76	25,02.76	...	2,97,27.24	...	1,30,32.07	94,79.22	68,43.20

(₹ in lakh)

APPENDIX XII**Committed Liabilities of the Government**

Sl. No.	Nature of the Liabilities	Amount		Likely Sources from which proposed to be met		Likely year of discharge	Liabilities during the current year	Balance Remaining
		Plan	Non-Plan	State Own Resources	Central Transfer			
I. ACCOUNTS PAYABLE								
1.	Non-Plan Salary
2.	Pension
3.	Interest on GPF
4.	Interest on Loan & Advances from Central Government
	Total I
II. STATE'S SHARE IN CENTRALLY SPONSORED SCHEMES								
1.	MPF Scheme	65.00	2017-18	...	65.00
2.	ASCAD	2,31,94.00	2017-18	...	2,31,94.00
3.	SMS for NHM	3,27.00	...	2017-18
4.	SMS for AYUSH	1,01,39.00	...	2017-18
5.	Vocational Training Improvement Project	21,00.00	2017-18	...	21,00.00
6.	Enhancing Skill Development Infrastructure	2,85,00.00	2017-18	...	2,85,00.00
7.	SMS for NFMS	12,55.00	2016-17	...	12,55.00
8.	SMS for NMSA	89,73.00	2016-17	70,84.00	18,89.00
9.	SMS for NMOOP	1,16,00.00	2016-17	...	1,16,00.00
10.	SMS for NMAET	1,46,00.00	2016-17	1,38,31.00	7,69.00
11.	SMS for RKVY	2,28,00.00	2016-17	1,08,22.00	1,19,78.00
12.	SMS for PMKSY	26,66.00	2016-17	...	26,66.00
13.	SMS for NeGP-A	5,10.00	2016-17	...	5,10.00
14.	SMS for Estd. of Roostock Bank at Mualkawi and Maudarh	14,30.00	2017-18	...	14,30.00
15.	SMS for MIDH	1,75,00.00	2017-18	...	1,75,00.00

(₹ in lakh)

APPENDIX XII

Committed Liabilities of the Government

Sl. No.	Nature of the Liabilities	Amount		Likely Sources from which proposed to be met			Likely year of the discharge	Liabilities discharge during the current year	Balance Remaining
		Plan	Non-Plan	State Own Resources	Central Transfer	Raising Debt. (Specify)			
II. STATE'S SHARE IN CENTRALLY SPONSORED SCHEMES - conclud.									
16.	Wet leasing of Pawan Helicopter	12,89.00	...	25.00	75.00	...	2016-17	5,53.00	7,36.00
17.	Medical Treatment	8.00	24.00	2017-18	16.00	16.00
18.	Travelling Expenses	4.00	4.00	2017-18	...	8.00
19.	Motor Vehicles	2017-18
	Total II	13,64,94.00	28.00	25.00	1,05,41.00	3,23,06.00	10,42,16.00
III. LIABILITIES IN THE FORM OF TRANSFER OF PLAN SCHEMES TO NON-PLAN HEADS									
	Total III
IV. LIABILITIES ARISING FROM INCOMPLETE PROJECTS									
	Total IV
V. OTHERS/MISCELLANEOUS									
1.	Medical Treatment		15,00.00	2017-18	15,00.00	...
2.	Medical Treatment	26,92.00	2017-18	...	26,92.00
3.	Motor Vehicle	19,93.00	2017-18	...	19,93.00
4.	Medical Treatment		1,20.00	2017-18	70.00	50.00
5.	Travelling Expenses		31.00	2017-18	10.00	21.00
6.	Motor Vehicle		3.00	2017-18	1.00	2.00
	Total V	46,85.00	16,54.00	2017-18	15,81.00	47,58.00
	GRAND TOTAL	14,11,79.00	16,82.00	25.00	1,05,41.00	3,38,87.00	10,89,74.00

(₹ in lakh)

APPENDIX XIII

**RE-ORGANISATION OF STATES – ITEM FOR WHICH ALLOCATION OF
BALANCES BETWEEN /AMONG THE STATES HAS NOT BEEN FINALISED**

Sl. No.	Item	Head of Account as per Finance Accounts 2016-17	Amount to be allocated amongst successor States	
			At the time of Reorganisation (₹ in lakh)	At present (₹ in lakh)

Not applicable in respect of Mizoram State.

**© COMPTROLLER AND
AUDITOR GENERAL OF INDIA
2017
www.cag.gov.in**

e-mail: agmizoram@cag.gov.in