


सत्यमेव जयते

# Finance Accounts (Volume - I) 2015-16



झारखण्ड सरकार

## Government of Jharkhand

# **FINANCE ACCOUNTS**

**(Volume - I)**

**2015-16**

**GOVERNMENT OF JHARKHAND**

---

## Table of Contents

---

### Volume I

Subject	Page(s)
• Table of Contents	i - iii
• Certificate of the Comptroller and Auditor General of India	iv - v
• Guide to Finance Accounts	vi - xiii
Statement 1. Statement of Financial Position	1 - 3
Statement 2. Statement of Receipts and Disbursements	4 - 9
Annexure A. Cash Balances and Investments of Cash Balances	
Statement 3. Statement of Receipts (Consolidated Fund)	10 - 14
Statement 4. Statement of Expenditure (Consolidated Fund)	15 - 21
Statement 5. Statement of Progressive Capital Expenditure	22 - 28
Statement 6. Statement of Borrowings and Other Liabilities	29 - 32
Statement 7. Statement of Loans and Advances given by the Government	33 - 43
Statement 8. Statement of Investments of the Government	44
Statement 9. Statement of Guarantees given by the Government	45
Statement 10. Statement of Grants-in-aid given by the Government	46 - 48
Statement 11. Statement of Voted and Charged Expenditure	49 - 50
Statement 12. Statement on Sources and Application of funds for expenditure other than on Revenue Account	51 - 55
Statement 13. Summary of Balances under Consolidated Fund, Contingency Fund and Public Account	56 - 59
• Notes to Accounts	60 - 84

### Volume II

#### Part I

Statement 14. Detailed Statement of Revenue and Capital Receipts by Minor Heads	85 - 127
Statement 15. Detailed Statement of Revenue Expenditure by Minor Heads	128 - 197

---

## Table of Contents

---

<b>Subject</b>	<b>Page(s)</b>
Statement 16. Detailed Statement of Capital Expenditure by Minor Heads and Sub-heads	198 - 314
Statement 17. Detailed Statement of Borrowings and Other Liabilities	315 - 335
Statement 18. Detailed Statement on Loans and Advances given by the Government	336 - 360
Statement 19. Detailed Statement of Investments of the Government	361 - 400
Statement 20. Detailed Statement of Guarantees given by the Government	401
Statement 21. Detailed Statement on Contingency Fund and Other Public Account transactions	402 - 411
Statement 22. Detailed Statement on Investments of Earmarked Funds	412
 <b>Part II</b>	
Appendix I. Comparative Expenditure on Salary	413 - 420
Appendix II. Comparative Expenditure on Subsidy	421 - 455
Appendix III. Grants-in-aid / Assistance given by the State Government (Institution wise and Scheme wise)	456 - 489
Appendix IV. Details of Externally Aided Projects	490 - 491
Appendix V. Plan Scheme Expenditure	492 - 503
A. Central Schemes (Centrally Sponsored Schemes and Central Plan Schemes	
B. State Plan Schemes	
Appendix VI. Direct transfer of Central Scheme funds to implementing agencies in the State (Funds routed outside State Budgets) (Unaudited Figures)	504 - 507
Appendix VII. Acceptance and Reconciliation of Balances (As depicted instatement 18 and 21)	508 - 513
Appendix VIII. Financial results of Irrigation Schemes	514 - 520
Appendix IX. Commitments of the Government- List of Incomplete Capital Works	521 - 614

---

## Table of Contents

---

<b>Subject</b>	<b>Page(s)</b>
Appendix X. Maintenance of expenditure with segregation of Salary and Non-Salary portion	615 - 620
Appendix XI. Major Policy Decisions of the Government during the year or New Schemes proposed in the budget	621
Appendix XII. Committed Liabilities of the Government	622 - 623
Appendix XIII. Re-organisation of State - Items for which allocation of balances between/ among the States has not been finalized	624 - 629

## **Certificate of the Comptroller and Auditor General of India**

This compilation containing the Finance Accounts of the Government of Jharkhand for the year ending 31 March 2016 presents the financial position along with accounts of the receipts and disbursements of the Government for the year. These accounts are presented in two volumes, Volume I contains the consolidated position of the state of finances and Volume-II depicts the accounts in detail. The Appropriation Accounts of the Government for the year for Grants and Charged Appropriations are presented in a separate compilation.

The Finance Accounts have been prepared under my supervision in accordance with the requirements of the Comptroller and Auditor General's (Duties, Powers and Conditions of Service) Act, 1971 read with the provisions of the Bihar Re-organisation Act, 2000 and have been compiled from the vouchers, challans and initial and subsidiary accounts rendered by the treasuries, offices, and departments responsible for the keeping of such accounts functioning under the control of the Government of Jharkhand and the statements received from the Reserve Bank of India. Statements ( 8, 9, 10(ii), 17(b)(i), 17(c)(i) and 19), explanatory notes (6(A) and 6(B)) of Statement No. 5 and explanatory note (III) of Statement No. 14 and Appendices (V, VIII(i), VIII(ii), IX and X) in this compilation have been prepared directly from the information received from the Government of Jharkhand/ Corporations/ Companies/ Societies who are responsible to ensure the correctness of such information.

The treasuries, offices, and/or departments functioning under the control of the Government of Jharkhand are primarily responsible for preparation and correctness of the initial and subsidiary accounts as well as ensuring the regularity of transactions in accordance with the applicable laws, standards, rules and regulations relating to such accounts and transactions. I am responsible for preparation and submission of Annual Accounts to the State Legislature. My responsibility for the preparation of accounts is discharged through the office of the Principal Accountant General (A&E). The audit of these accounts is independently conducted through the office of the Principal Accountant General (Audit) in accordance with the requirements of Articles 149 and 151 of the Constitution of India and the Comptroller and Auditor General's (Duties, Powers and Conditions of Service) Act, 1971, for expressing an opinion on these Accounts based on the results of such audit. These offices are independent organizations with distinct cadres, separate reporting lines and management structure.

The audit was conducted in accordance with the Auditing Standards generally accepted in India. These Standards require that we plan and perform the audit to obtain reasonable assurance that the accounts are free from material misstatement. An audit includes examination, on a test basis, of evidence relevant to the amounts and disclosures in the financial statements.

On the basis of the information and explanations that my officers required and have obtained, and according to the best of my information as a result of test audit of the accounts and on consideration of explanations given, I certify that, to the best of my knowledge and belief, the Finance Accounts read with the explanatory 'Notes to Accounts' give a true and fair view of the financial position, and the receipts and disbursements of the Government of Jharkhand for the year 2015-16.

Points of interest arising from study of these accounts as well as test audit conducted during the year or earlier years are contained in my Reports on the Government of Jharkhand being presented separately for the year ended 31 March 2016.

**Date :**  
**New Delhi**

**(SHASHI KANT SHARMA)**  
**Comptroller and Auditor General of India**

---

## Guide to the Finance Accounts

---

### A. Broad overview of the structure of Government accounts

1. The Finance Accounts of the **State of Jharkhand** present the accounts of receipts and outgoings of the Government for the year, together with the financial results disclosed by the Revenue and Capital accounts, the accounts of the Public Debt and the liabilities and assets of the State Government as worked out from the balances recorded in the accounts.

### 2. The Accounts of the Government are kept in three parts :

**Part I : Consolidated Fund:** This Fund comprises all revenues received by the State Government, all loans raised by the State Government (market loans, bonds, loans from the Central Government, loans from Financial Institutions, Special Securities issued to National Small Savings Fund, etc.), Ways and Means advances extended by the Reserve Bank of India and all moneys received by the State Government in repayment of loans. No moneys can be appropriated from this Fund except in accordance with law and for the purposes and in the manner provided by the Constitution of India. Certain categories of expenditure (e.g., salaries of Constitutional authorities, loan repayments etc.), constitute a charge on the Consolidated Fund of the State (Charged expenditure) and are not subject to vote by the Legislature. All other expenditure (Voted expenditure) is voted by the Legislature.

The Consolidated Fund comprises two sections: Revenue and Capital (including Loans). These are further categorised under 'Receipts' and 'Expenditure'. The Revenue Receipts section is divided into three sectors, viz., 'Tax Revenue', 'Non Tax Revenue' and 'Grants-in-aid and Contributions'. These three sectors are further divided into sub-sectors like 'Taxes on Income and Expenditure', 'Fiscal Services', etc. The Capital Receipts section does not contain any sectors or sub-sectors. The Revenue Expenditure section is divided into four sectors, viz., 'General Services', 'Social Services', 'Economic Services' and 'Grants-in-aid and Contributions'. These sectors in the Revenue Expenditure section are further divided into sub-sectors like, 'Organs of State', 'Education, Sports, Art and Culture' etc. The Capital Expenditure section is sub-divided into eight sectors, viz., 'General Services', 'Social Services', 'Economic Services', 'Grants-in-aid and Contributions', 'Public Debt', 'Loans and Advances', 'Inter-State Settlement' and 'Transfer to Contingency Fund'.

**Part II : Contingency Fund :** This Fund is in the nature of an imprest which is established by the State Legislature by law, and is placed at the disposal of the Governor to enable advances to be made for meeting unforeseen expenditure pending authorisation of such expenditure by the State Legislature. The fund is recouped by debiting the expenditure to the concerned functional major head relating to the Consolidated Fund of the State. The Contingency Fund of the Government of Jharkhand for 2015-16 is ₹ 500.00 crore.



**Part III : Public Account :** All other public moneys received by or on behalf of the Government, where the Government acts as a banker or trustee, are credited to the Public Account. The Public Account includes repayables like Small Savings and Provident Funds, Deposits (bearing interest and not bearing interest), Advances, Reserve Funds (bearing interest and not bearing interest), Remittances and Suspense heads (both of which are transitory heads, pending final booking). The net cash balance available with the Government is also included under the Public Account. The Public Account comprises six sectors, viz., ‘Small Savings, Provident Funds etc.’, ‘Reserve Funds’, ‘Deposit and Advances’, ‘Suspense and Miscellaneous’, ‘Remittances’, and ‘Cash Balance’. These sectors are further sub-divided into sub-sectors. The Public Account is not subject to the vote of the Legislature.

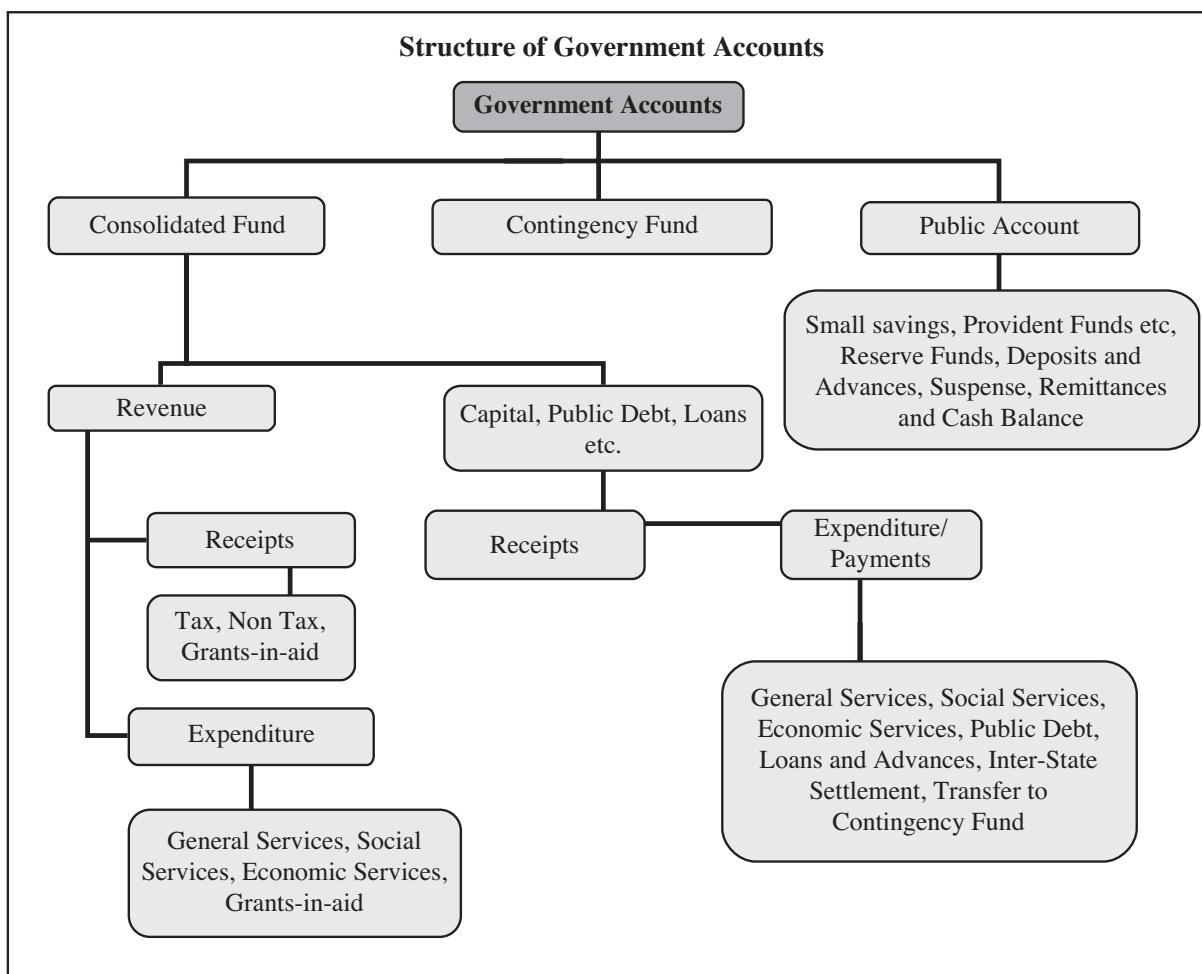
3. Government accounts are presented under a six tier classification, viz., Major Heads (four digits), Sub-Major Heads (two digits), Minor Heads (three digits), Sub-Heads (two digits), Detailed Heads (two to three digits), and Object Heads (two or three digits). Major Heads represent functions of Government, Sub- Major Heads represent sub-functions, Minor Heads represent programmes/ activities, Sub-Heads represent schemes, Detailed Heads represent sub-schemes, and Object Heads represent purpose/ object of expenditure.

4. The main unit of classification in accounts is the Major Head which contains the following coding pattern (according to the **List of Major and Minor Heads corrected upto March 2016**)

0020 to 1606	Revenue Receipts
2011 to 3606	Revenue Expenditure
4000	Capital Receipts
4046 to 7810	Capital Expenditure (including Loans)
7999	Appropriation to the Contingency Fund
8000	Contingency Fund
8001 to 8999	Public Account

5. The Finance Accounts, generally (with some exceptions), depict transactions upto the Minor Head. The figures in the Finance Accounts are depicted at net level, i.e., after accounting for recoveries as reduction of expenditure. This treatment is different from the depiction in the Demands for Grants presented to the Legislature and in the Appropriation Accounts, where, expenditure is depicted at the gross level.

6. A pictorial representation of the structure of accounts is given below :



### B. What the Finance Accounts contain

The Finance Accounts are presented in two volumes.

Volume I contains the Certificate of the Comptroller and Auditor General of India, the Guide to the Finance Accounts, 13 statements which give summarised information on the financial position and transactions of the State Government for the current financial year, Notes to Accounts and annexure to the Notes to Accounts. Details of the 13 statements in Volume I are given below :

1. **Statement of Financial Position** : This statement depicts the cumulative figures of assets and liabilities of the State Government, as they stand at the end of the year, and as compared to the position at the end of the previous year.
2. **Statement of Receipts and Disbursements** : This statement depicts all receipts and disbursements of the State Government during the year in all the three parts in which Government accounts are kept, viz., the Consolidated Fund, Contingency Fund and Public Account. In addition, it contains an annexure, showing alternative depiction of Cash

Balances (including investments) of the Government. The Annexure also depicts the Ways and Means position of the Government in detail.

3. **Statement of Receipts (Consolidated Fund) :** This statement comprises revenue and capital receipts and borrowings and repayments of the loans given by the State Government. This statement corresponds to detailed statements 14, 17 and 18 in Volume II of the Finance Accounts.
4. **Statement of Expenditure (Consolidated Fund) :** In departure from the general depiction of the Finance Accounts up to the Minor Head level, this statement gives details of expenditure by nature of activity (objects of expenditure) also. This statement corresponds to detailed statement 15, 16, 17 and 18 in Volume II.
5. **Statement of Progressive Capital Expenditure :** This statement corresponds to the detailed statement 16 in Volume II.
6. **Statement of Borrowings and Other Liabilities :** Borrowings of the Government comprise market loans raised by it (Internal Debt) and Loans and Advances received from the Government of India. 'Other Liabilities' comprise 'Small Savings, Provident Funds etc.', 'Reserve Funds' and 'Deposits'. The statement also contains a note on service of debt, and corresponds to the detailed Statement 17 in Volume II.
7. **Statement of Loans and Advances given by the Government :** This statement depicts all loans and advances given by the State Government to various categories of loanees like Statutory Corporations, Government Companies, Autonomous and Other Bodies/ Authorities and recipient individuals (including Government servants). This statement corresponds to the detailed statement 18 in Volume II.
8. **Statement of Investments of the Government :** This statement depicts investments of the State Government in the equity capital of Statutory Corporations, Government Companies, other Joint Stock Companies, Cooperative institutions and Local Bodies. This statement corresponds to the detailed statement 19 in Volume II.
9. **Statement of Guarantees given by the Government :** This statement summarises the guarantees given by the State Government on repayment of principal and interest on loans raised by Statutory Corporations, Government Companies, Local Bodies and Other institutions. This statement corresponds to the detailed statement 20 in Volume II.
10. **Statement of Grants-in-aid given by the Government :** This statement depicts all Grants-in-aid given by the State Government to various categories of grantees like Statutory Corporations, Government Companies, Autonomous and Other Bodies/ Authorities and individuals. Appendix III provides details of the recipient institutions.

- 11. Statement of Voted and Charged Expenditure :** This statement assists in the agreement of the net figures appearing in the Finance Accounts with the gross figures appearing in the Appropriation Accounts.
- 12. Statement on Sources and Application of Funds for Expenditure other than on Revenue Account :** This statement is based on the principle that revenue expenditure is expected to be defrayed from revenue receipts, while capital expenditure of the year is met from revenue surplus, net credit balances in the public account, cash balance at the beginning of the year, and borrowings.
- 13. Summary of balances under Consolidated Fund, Contingency Fund and Public Account :** This statement assists in proving the accuracy of the accounts. The statement corresponds to the detailed statement 14, 15, 16, 17, 18 and 21 in Volume II  
Volume II of the Finance Accounts contains two parts-nine detailed statement in Part I and 13 Appendices in Part II.
- 14. Detailed Statement of Revenue and Capital Receipts by Minor Heads :** This statement corresponds to the summary statement 3 in Volume 1 of the Finance Accounts.
- 15. Detailed Statement of Revenue Expenditure by Minor Heads :** This statement, which corresponds to the summary statement 4 in Volume 1, depicts the revenue expenditure of the State Government under Plan (State Plan, Centrally Sponsored Schemes and Central Plan Schemes) and Non Plan. Charged and Voted expenditure are exhibited distinctly.
- 16. Detailed Statement of Capital Expenditure by Minor Heads and Subheads :** This statement, which corresponds to the summary statement 5 in Part-I of Volume-I, depicts the capital expenditure (during the year and cumulatively) of the State Government under Plan (State Plan, Centrally Sponsored Schemes and Central Plan Schemes) and Non Plan. Charged and Voted expenditure are exhibited distinctly. In addition to representing details of capital expenditure at Minor Head level, in respect of significant schemes, this statement depicts details at Subhead levels also.
- 17. Detailed Statement of Borrowings and Other Liabilities :** This statement, which corresponds to the summary statement 6 in Part I of Volume-I, contains details of all loans raised by the State Government (market loans, bonds, loans from the Central Government, loans from Financial Institutions, Special Securities issued to National Small Savings Fund, etc.), and Ways and Means advances extended by the Reserve Bank of India. This statement presents the information on loans under three categories: (a) details of individual loans; (b) maturity profile, i.e., amounts payable in respect of each category of loans in different years; and (c) interest rate profile of outstanding loans.
- 18. Detailed Statement on Loans and Advances given by the Government :** This statement corresponds to the summary statement 7 in Volume I.

- 19. Detailed Statement of Investments of the Government :** This statement depicts details of investments entity wise and Major and Minor Head wise details of discrepancies, if any, between Statements 16 and 19. This statement corresponds to Statement 8 in Volume I.
- 20. Detailed Statement of Guarantees given by the Government :** This statement depicts entity wise details of government guarantees. This statement corresponds to Statement 9 in Volume I.
- 21. Detailed Statement on Contingency Fund and Other Public Account transactions :** This statement depicts at Minor Head level the details of unrecouped amounts under Contingency Fund, consolidated position of Public Accounts transactions during the year, and outstanding balances at the end of the year. This statement corresponds to Statement 13 in Volume I.
- 22. Detailed Statement on Investments of Earmarked Funds :** This statement depicts details of investments from the Reserve Funds (Public Account).

## **Part II of Volume II**

**Part II contains 13 appendices** on various items including salaries, subsidies, grants-in-aid, externally aided projects, scheme wise expenditure in respect of major Central schemes and State Plan schemes, etc. These details are presented in the accounts at Sub head level or below (i.e. below Minor Head levels) and so are not generally depicted in the Finance accounts. A detailed list of appendices appears at the 'Index' in Volume I or II. The statements read with the appendices give a complete picture of the state of finances of the State Government.

### **C. Ready Reckoner**

The section below links the summary statements appearing in Volume I with the detailed statements and appendices in Volume II. (Appendices which do not have a direct link with the Summary Statements are not shown below).

<b>Parameter</b>	<b>Summary Statements (Volume I)</b>	<b>Detailed Statements (Volume II)</b>	<b>Appendices</b>
<b>Revenue Receipts (including Grants received)</b>	2, 3	14	
<b>Revenue Expenditure</b>	2, 4	15	I (Salary), II (Subsidy)
<b>Grants-in-aid given by the Government</b>	2, 10	---	III (Grants-in-aid)
<b>Capital receipts</b>	2, 3	14	
<b>Capital expenditure</b>	1, 2, 4, 5, 12	16	I (Salary)
<b>Loans and Advances given by the Government</b>	1, 2, 7	18	
<b>Debt Position/Borrowings</b>	1, 2, 6	17	
<b>Investments of the Government in Companies, Corporations etc</b>	8	19	
<b>Cash</b>	1, 2, 12, 13	---	
<b>Balances in Public Account and investments thereof</b>	1, 2, 12, 13	21, 22	
<b>Guarantees</b>	9	20	
<b>Schemes</b>			IV (Externally Aided Projects), V (Plan scheme expenditure), VI (Direct Transfer)

#### **D. Periodical adjustments and Book adjustments:**

Certain transactions that appear in the accounts do not involve actual movement of cash at the time of booking. Some of these transactions take place at the level of the account rendering units (e.g. treasuries, divisions etc.) themselves. For instance, transactions involving adjustment of all deductions (GPF, recoveries of advances given etc.) from salaries are recorded by debiting functional major heads (pertaining to the concerned department) by book adjustment to revenue receipt /loans/public account. Similarly 'nil' bills where moneys transferred between the Consolidated Fund and Public Account represent non-cash transactions occurring at the level of the accounts rendering units.

In addition of the above, the Principal Accountant General/Accountant General (A&E) carries out periodic adjustments and book adjustments of the following nature in the accounts of the State Government, details of which appear in Annexure to Notes to Accounts (Volume 1) and footnotes to the relevant statements.

Examples of periodical adjustments and book adjustments are given below:

- (1) Creation of funds/ adjustment of contribution to Funds in Public Account by debit to Consolidated Fund e.g., State Disaster Response Fund, Central Road Fund, Sinking Fund, etc.
- (2) Crediting of deposit heads of accounts in Public Account by debit to Consolidated Fund.
- (3) Annual adjustment of interest on General Provident Fund (GPF) and State Government Group Insurance Scheme where interest on GPF is adjusted by debiting Major Head 2049-Interest and crediting Major Head 8009-General Provident Fund.
- (4) Adjustment of Debt waiver under the scheme of Government of India based on the recommendations of the Central Finance Commissions. These adjustments (where Central loans are written off by crediting Major Head 0075-Misc. General Services by contra entry in the Major Head 6004-Loans and Advances from the Central Government) impact both Revenue Receipts and Public Debt heads.

**E. Rounding :**

Difference of ₹ 0.01 lakh/crore, wherever occurring is due to rounding.

## 1. STATEMENT OF FINANCIAL POSITION

Assets <sup>[1]</sup>	<i>Reference (Serial no.)</i>		As at 31 March 2015	As at 31 March 2016
	Notes to Accounts	Statement		
<i>(₹ in crore)</i>				
<b>Cash</b>				
(i) Cash in Treasuries and Local Remittances		21	0.00	0.00
(ii) Departmental Balances		21	2.10	6.29
(iii) Permanent Imprest		21	0.11	0.12
(iv) Cash Balance Investments		21	6,66.13	21,02.24
(v) Deposits with Reserve Bank of India (If credit balance include here with minus sign)	Para 2(v)	21	(-) 2,24.13	(-)2,03.93
(vi) Investments from Earmarked Funds <sup>[2]</sup>		22	0.00	0.00
<b>Capital Expenditure</b>				
(i) Investments in shares of Companies, Corporations, etc.	3(vi)	8, 16, 19	1,55.01	1,71.99
(ii) Other Capital Expenditure		5, 16	3,58,59.78	4,40,01.31
(iii) Inter State Settlement			0.00	0.00
<b>Contingency Fund (un-recouped)</b>	3(x)	21	0.00	0.00
<b>Loans and Advances</b>	Para 3(v)	7, 18	87,37.16	1,61,86.10
<b>Advances with departmental officers</b>		21	3.80	4.50

<sup>[1]</sup> The figures of assets and liabilities are cumulative figures. Please also see note 1 (ii) in the section "Notes to Accounts".

<sup>[2]</sup> Investments out of earmarked funds in shares of companies etc. are excluded from capital expenditure and included under "Investments from Earmarked Funds".



## 1. STATEMENT OF FINANCIAL POSITION - contd.

Assets <sup>[1]</sup>	<i>Reference (Serial no.)</i>		As at 31 March 2015	As at 31 March 2016
	Notes to Accounts	Statement		
			<i>(₹ in crore)</i>	
<b>Suspense and Miscellaneous Balances</b> <sup>[3]</sup>		21	0.00	0.00
<b>Remittance Balances</b>	Para 3(ix)	21	23.40 <sup>(5)</sup>	22.67
<b>Cumulative excess of expenditure over receipts</b> <sup>[4]</sup>			0.00	0.00
<b>Total</b>			<b>4,52,23.36</b>	<b>6,22,91.29</b>

<sup>[1]</sup> The figures of assets and liabilities are cumulative figures. Please also see note 1 (ii) in the section "Notes to Accounts".

<sup>[3]</sup> In this statement the line item "Suspense and Miscellaneous Balances" does not include "Cash Balance Investment Account", which is included separately above, though the latter forms part of this sector elsewhere in these Accounts.

<sup>[4]</sup> The cumulative excess of receipts over expenditure or expenditure over receipts is different from and not the fiscal/ revenue deficit for the current year.

<sup>(5)</sup> Debit balance of ₹ 469.91 crore has been dropped due to adjustment of Odisha share on Swarnrekha Projects and misclassification between Works and Forest Remittances.

## 1. STATEMENT OF FINANCIAL POSITION - conclud.

Assets <sup>[1]</sup>	<i>Reference (Serial no.)</i>		As at 31 March 2015	As at 31 March 2016
	Notes to Accounts	Statement		
<i>(₹ in crore)</i>				
<b>Borrowings (Public Debt)</b>				
(i) Internal Debt		17	3,27,55.36	4,37,55.57
(ii) Loans and Advances from Central Government-				
(a) Non-Plan Loans	Para 3(xiv)	17	1.80	21.39
(b) Loans for State Plan Schemes	Para 3(xiv)	17	20,85.19	20,64.10
(iii) Inter State Settlement			0.00	0.00
<b>Contingency Fund (Corpus)</b>	3(x)	21	1,50.00	5,00.00
<b>Liabilities on Public Account</b>				
(i) Small Savings, Provident Funds, etc.		21	13,56.02	11,97.17
(ii) Deposits	Para 3 (viii)(a)	21	65,03.93	86,15.79
(iii) Reserve Funds	Para 3 (viii)(a) (d)	21	8,66.79	8,76.46
(iv) Remittance Balances			0.00	0.00
(v) Suspense and Miscellaneous Balances	Para 3 (ix)	21	1,01.43	1,22.45
<b>Cumulative excess of receipts over expenditure <sup>[4]</sup></b>			14,02.84	51,38.36
<b>Total</b>			<b>4,52,23.36</b>	<b>6,22,91.29</b>

<sup>[4]</sup> The cumulative excess of receipts over expenditure or expenditure over receipts is different from and not the fiscal/ revenue deficit for the current year.

## 2. STATEMENT OF RECEIPTS AND DISBURSEMENTS

	Receipts		Disbursements	
	2015-16	2014-15	2015-16	2014-15
<b>Part I - Consolidated Fund</b>				
<b>Section-A: Revenue</b>				
	<i>(₹ in crore)</i>		<i>(₹ in crore)</i>	
<b>Revenue Receipts</b> <i>(Ref. Statement 3 &amp; 14)</i>			<b>Revenue Expenditure</b> <i>(Ref. Statement 4-A, 4-B &amp; 15)</i>	
<b>State Own Revenue</b>	<b>1,73,31.96</b>	<b>1,46,84.87</b>		
(i) Tax revenue (raised by the State) <i>(Ref. Statement 3 &amp; 14)</i>	1,14,78.95	1,03,49.81	Salaries <sup>[1]</sup> <i>(Ref. Statement 4-B &amp; Appendix-I)</i>	81,77.92    73,81.55
(ii) Non-Tax revenue <i>(Ref. Statement 3 &amp; 14)</i>			Grants-in-aid <sup>[2]</sup> <i>(Ref. Statement 4-B, 10 &amp; Appendix-III)</i>	1,48,82.78    1,23,98.56
			Subsidies <i>(Ref. Appendix-II)</i>	5,21.56    2,45.69
Interest receipts <i>(Ref. Statement 3 &amp; 14)</i>	1,22.44	1,43.04	<b>General services</b> <i>(Ref. Statement 4 &amp; 15)</i>	
Others <i>(Ref. Statement 3)</i>	57,30.57	41,92.02	Interest Payment and service of debt <i>(Ref. Statement 4-A, 4-B &amp; 15)</i>	33,20.08    29,29.15
			Pension <i>(Ref. Statement 4-A, 4-B &amp; 15)</i>	39,90.01    34,62.53
			Others <i>(Ref. Statement 4-B)</i>	9,45.02    10,63.57
<b>Total (ii) Non-Tax revenue</b> <b>(Ref. Statement 3 &amp; 14)</b>	<b>58,53.01</b>	<b>43,35.06</b>	<b>Total General services</b> <b>(Ref. Statement 4-A &amp; 15)</b>	<b>82,55.11    74,55.25</b>

<sup>[1]</sup> Salary, Subsidy and Grants-in-aid figures have been summed up across all sectors to present a consolidated figure. The expenditure in this statement under the sectors "Social", "General" and "Economic" Services does not include expenditure on salaries, subsidies and Grants-in-aid (explained in footnote 2).

<sup>[2]</sup> Grants-in-Aid are given to statutory corporations, companies, autonomous bodies, local bodies etc. by the Government which is included as a line item above. These grants are distinct from compensation and assignment of taxes, duties to the Local Bodies which is depicted as a separate line item 'Compensation and assignment to Local Bodies and PRIs'.

## 2. STATEMENT OF RECEIPTS AND DISBURSEMENTS - contd.

	Receipts		Disbursements		
	2015-16	2014-15	2015-16	2014-15	
	(₹ in crore)		(₹ in crore)		
			<b>Social services</b> (Ref. Statement 4-A & 15)	30,38.40	27,54.67
<b>Share of Union Taxes/ Duties</b> (Ref. Statement 3 & 14)	1,59,68.75	94,87.01	<b>Economic services</b> (Ref. Statement 4-A & 15)	16,77.06	15,59.18
<b>Grants from Central Government</b> (Ref. Statement 3 & 14)	73,37.64	73,92.68	<b>Compensation and assignment to Local Bodies and PRI</b> (Ref. Statement 4-A & 15)	0.00	0.00
<b>Total Revenue Receipts</b>	<b>4,06,38.35</b>	<b>3,15,64.56</b>	<b>Total Revenue Expenditure</b>	<b>3,65,52.83</b>	<b>3,17,94.90</b>
<b>Revenue Deficit</b>	<b>0.00</b>	<b>2,30.34</b>	<b>Revenue Surplus</b>	<b>40,85.52</b>	<b>0.00</b>
<b>Section-B: Capital</b>					
<b>Capital Receipts</b> (Ref. Statement 3 & 14)			<b>Capital Expenditure<sup>[3]</sup></b> (Ref. Statement 4-A, 4-B & 16)		
			General Services (Ref. Statement 4-A & 16)	5,71.36	3,26.33
			Social Services (Ref. Statement 4-A & 16)	10,23.41	9,09.50
			Economic Services <sup>[4]</sup> (Ref. Statement 4-A & 16)	65,63.74	43,07.11
<b>Total Capital Receipts</b>			<b>Total Capital Expenditure</b>	<b>81,58.51</b>	<b>55,42.94</b>
<b>Recoveries of Loans and Advances</b> (Ref. Statement 3, 7 & 18)	31.06	33.06	<b>Loans and Advances disbursed</b> (Ref. Statement 4-A, 7 & 18)		
			Social Services (Ref. Statement 4-A, 7 & 18)	42.66	19.99
			Economic Services (Ref. Statement 4-A, 7 & 18)	73,87.70	7,86.85
			Others (Ref. Statement 7)	49.64	16.94
<b>Total Recoveries of Loans and Advances</b>	<b>31.06</b>	<b>33.06</b>	<b>Total Loans and Advances disbursed</b>	<b>74,80.00</b>	<b>8,23.78</b>

<sup>[3]</sup> Includes ₹ 5.37 crore and ₹ 8.15 crore as Grants-in-Aid expenditure under Capital Account for salaries of JHALCO employees respectively for the year 2014-15 and 2015-16. This will understate Revenue Deficit of the Government.

<sup>[4]</sup> Includes ₹ 35.55 crore and ₹ 40.54 crore as capitalization of 'Salary' expenditure under Capital Outlay on Economic Services under the major heads '4515' and '5054' respectively for the year 2014-15 and 2015-16.

## 2. STATEMENT OF RECEIPTS AND DISBURSEMENTS - contd.

	Receipts		Disbursements		
	2015-16	2014-15	2015-16	2014-15	
	(₹ in crore)		(₹ in crore)		
<b>Public Debt receipts</b> <i>(Ref. Statement 3, 6 &amp; 17)</i>			<b>Repayment of Public Debt</b> <i>(Ref. Statement 4-A, 6 &amp; 17)</i>		
Internal Debt (Market Loans, NSSF etc.) <i>(Ref. Statement 3, 6 &amp; 17)</i>	1,30,79.63	65,36.91	Internal Debt (Market Loans, NSSF etc.) <i>(Ref. Statement 4-A, 6 &amp; 17)</i>	20,79.42	17,21.71
Loans from Government of India <i>(Ref. Statement 3, 6 &amp; 17)</i>	1,65.02	1,53.20	Loans from Government of India <i>(Ref. Statement 4-A, 6 &amp; 17)</i>	1,66.51	1,58.17
<b>Total Public Debt receipts</b>	<b>1,32,44.65</b>	<b>66,90.11</b>	<b>Total Public Debt payment</b>	<b>22,45.93</b>	<b>18,79.88</b>
Net of Inter State Settlement	0.00	0.00	Net of Inter State Settlement	0.00	0.00
<b>Total Capital Receipts</b>	<b>1,32,75.71</b>	<b>67,23.17</b>	<b>Total Capital Expenditure</b>	<b>1,78,84.44</b>	<b>82,46.60</b>
<b>Total Receipts Consolidated Fund</b> <i>(Ref. Statement 3)</i>	<b>5,39,14.06</b>	<b>3,82,87.73</b>	<b>Total Expenditure Consolidated Fund</b> <i>(Ref. Statement 4)</i>	<b>5,44,37.27</b>	<b>4,00,41.50</b>
<b>Deficit in Consolidated Fund</b>	<b>5,23.21</b>	<b>17,53.77</b>	<b>Surplus in Consolidated Fund</b>	<b>0.00</b>	<b>0.00</b>
<b>Part II - Contingency Fund</b>					
<b>Contingency Fund</b> <i>(Ref. Statement 21)</i>	0.00	0.00	<b>Contingency Fund</b> <i>(Ref. Statement 21)</i>	0.00	0.00

## 2. STATEMENT OF RECEIPTS AND DISBURSEMENTS - contd.

	Receipts		Disbursements	
	2015-16	2014-15	2015-16	2014-15
	(₹ in crore)		(₹ in crore)	
<b>Part III - Public Account<sup>[5]</sup></b>				
<b>Small savings</b> <i>(Ref. Statement 21)</i>	8,30.10	8,42.57	<b>Small savings</b> <i>(Ref. Statement 21)</i>	9,88.95    10,45.13
<b>Reserves &amp; Sinking Funds</b> <i>(Ref. Statement 21)</i>	5,21.68	3,07.85	<b>Reserves &amp; Sinking Funds</b> <i>(Ref. Statement 21)</i>	5,12.01    32.62
<b>Deposits</b> <i>(Ref. Statement 21)</i>	1,92,46.91	1,19,68.04	<b>Deposits</b> <i>(Ref. Statement 21)</i>	1,71,35.05    1,08,75.69
<b>Advances</b> <i>(Ref. Statement 21)</i>	2,51.77	2,14.41	<b>Advances</b> <i>(Ref. Statement 21)</i>	2,52.47    2,12.87
<b>Suspense and Miscellaneous<sup>[5]</sup></b> <i>(Ref. Statement 21)</i>	6,52,69.90	6,87,51.90	<b>Suspense and Miscellaneous<sup>[6]</sup></b> <i>(Ref. Statement 21)</i>	6,66,89.20    6,85,79.25
<b>Remittances</b> <i>(Ref. Statement 21)</i>	80,25.02	68,38.22	<b>Remittances</b> <i>(Ref. Statement 21)</i>	80,24.28    70,76.00
<b>Total Receipts Public Account</b> <i>(Ref. Statement 21)</i>	<b>9,41,45.38</b>	<b>8,89,22.99</b>	<b>Total Disbursements Public Account</b> <i>(Ref. Statement 21)</i>	<b>9,36,01.96    8,78,21.56</b>
<b>Deficit in Public Account</b>	<b>0.00</b>	<b>0.00</b>	<b>Surplus in Public Account</b>	<b>5,43.42    11,01.43</b>
<b>Opening Cash Balance</b>	<b>(-) 2,24.13</b>	<b>4,28.21</b>	<b>Closing Cash Balance</b>	<b>(-) 2,03.93    (-) 2,24.13</b>
<b>Increase in cash balance</b>	<b>20.20</b>	<b>(-)6,52.34</b>	<b>Decrease in cash balance</b>	<b>0.00    0.00</b>

<sup>[5]</sup> For details please refer to Statement No. 21 in Volume II

<sup>[6]</sup> "Suspense and Miscellaneous" includes "other accounts" such as Cash Balance Investment Account (Major Head 8673) etc. The figures may appear huge on account of these other accounts. Details may please be seen in Statement No. 21.

## 2. STATEMENT OF RECEIPTS AND DISBURSEMENTS - contd.

### ANNEXURE TO STATEMENT 2 CASH BALANCES AND INVESTMENT OF CASH BALANCES

	As on 31 March 2015	As on 31 March 2016
		(₹ in crore)
<b>(a) General Cash Balance-</b>		
(1) Deposits with Reserve Bank <sup>[1]</sup>	(-) 2,24.13	(-) 2,03.93
(2) Investments held in the Cash Balance Investments Accounts	6,66.13	21,02.24
<b>Total - (a)</b>	<b>4,42.00</b>	<b>18,98.31</b>
<b>(b) Other Cash Balances and Investments<sup>(#)</sup> -</b>		
(1) Cash with Departmental Officers, viz. Forest and P.W.D. Officers	2.10	6.29
(2) Permanent Advances for contingent expenditure with Departmental Officers	0.11	0.12
(3) Investments of earmarked funds	0.00	0.00
<b>Total - (b)</b>	<b>2.21</b>	<b>6.41</b>
<b>Total (a) and (b)</b>	<b>4,44.21</b>	<b>19,04.72</b>

<sup>[1]</sup> The balance under the head 'Deposits with Reserve Bank' is arrived at after taking into account the Inter-Government monetary settlements pertaining to transactions of the financial year 2015-16 advised to the RBI till 10 April 2016.

There was a difference of ₹ 10.94 crore (Net Credit) between the figures reflected in the accounts (₹ 203.93 crore Credit) and that intimated by Reserve Bank of India (₹ 192.99 crore Debit) regarding "Deposits with Reserve Bank" included in the Cash Balance (August 2016).

<sup>(#)</sup> This cash balance position does not include unspent balance transferred to bank account.

#### Explanatory Notes :-

(a) **Cash and Cash Equivalents :** Cash and cash equivalents consist of cash in treasuries and Deposit with Reserve Bank of India and other Banks and Remittances in Transit, as stated below. The balance under the head "Deposits with Reserve Bank" depicts the combined balance of the Consolidated Fund, Contingency Fund and the Public Account at the end of the year. To arrive at the overall cash position, the cash balances with treasuries, departments and investments out of the cash balances/ reserve funds etc., are added to the balance in "Deposit with Reserve Bank of India".

(b) **Daily Cash Balance :** Under an agreement with the Reserve Bank of India, the State Government has to maintain a minimum cash balance of ₹ 0.45 crore with the Bank. If the balance falls below the agreed minimum on any day, the deficiency is made good by taking ordinary and special ways and means advances/overdrafts from time to time.

For arriving at the daily cash balance<sup>[2]</sup> for the purpose of grant of Ways and Means advances/ Overdraft, the RBI evaluates the holdings of the 14 day treasury bills along with the transactions

<sup>[2]</sup> The cash balance ('Deposits with RBI') above is the closing cash balance of the year as on 31 March but worked out by 16 April) and not simply the daily balance on 31 March.

## 2. STATEMENT OF RECEIPTS AND DISBURSEMENTS - conclud.

### ANNEXURE TO STATEMENT 2 - conclud.

#### CASH BALANCES AND INVESTMENT OF CASH BALANCES - conclud.

---

reported (at RBI counters, Inter-Government transactions and Treasury transactions reported by the agency banks) for the day. To the cash balance so arrived, the maturity of 14 day Treasury Bills if any, is added and excess balance, if any, after maintaining the minimum cash balance is reinvested in Treasury Bills. If the net cash balance arrived at results in less than the minimum cash balance or a credit balance and if there are no 14 day treasury bills maturing on that day, RBI rediscounts the holdings of the 14 day Treasury Bills and makes good the shortfall. If there is no holding of 14 day Treasury Bills on that day the State Government applies for Ways and Means Advances/Special Ways and Means Advances/Overdraft.

- (c) The limit for ordinary ways and means advances to the State Government was ₹ 280 crore with effect from 1 January 2006. The Bank has also agreed to give special ways and means advances against the pledge of Government Securities. The limit of special ways and means advances was revised by the Bank from time to time.

The extent to which the Government maintained the minimum cash balance with the Reserve Bank during 2015-2016 is given below:-

- |  |     |
|--|-----|
| (i) Number of days on which the minimum balance was maintained without taking any advance  | 365 |
| (ii) Number of days on which the minimum balance was maintained by taking ordinary ways and means advance                            | Nil |
| (iii) Number of days on which the minimum balance was maintained by taking special ways and means advances                           | Nil |
| (iv) Number of days on which there was shortfall in minimum balance even after taking the above advances, but no overdraft was taken | Nil |
| (v) Number of days on which overdrafts were taken  | Nil |
- (d) The investment of ₹ 21,02.24 crore out of the cash balance is in the securities of other State Government. Interest realised during the year on investment held in the Cash Balance Investment Account was ₹ 1,17.27 crore.
- (e) No investment was made by the State Government in its own securities.
- (f) Details of investments out of earmarked funds are given in Statement No. 22.



**3. STATEMENT OF RECEIPTS**  
**(Consolidated Fund)**

Description	Actuals	
	2015-16	2014-15
<b>I. REVENUE RECEIPTS</b>		
<b>A. Tax Revenue</b>		<i>(₹ in crore)</i>
<b>A. 1 Own Tax revenue</b>		
Taxes on Sales, Trades, etc	89,98.95	80,69.72
State Excise	9,12.47	7,40.16
Taxes on Vehicles	6,32.59	6,60.37
Stamps and Registration fees	5,31.64	5,30.66
Land Revenue	1,64.35	83.54
Taxes and Duties on Electricity	1,25.68	1,75.40
Other Taxes on Income and Expenditure	82.88	57.11
Other Taxes and Duties on Commodities and Services	30.22	32.57
Taxes on Goods and Passengers	0.17	0.28
<b>A. 2 Share of net proceeds of Taxes</b>		
Corporation Tax	50,30.88	33,12.94
Taxes on Income other than Corporation Tax	35,03.37	23,65.76
Service Tax	27,54.68	13,98.56
Customs	25,51.26	15,34.34
Union Excise Duties	21,16.98	8,66.39
Other Taxes and Duties on Commodities and Services	10.42	0.00
Taxes on Wealth	1.07	8.94
Other Taxes on Income and Expenditure	0.09	0.08
<b>Total A</b>	<b>2,74,47.70</b>	<b>1,98,36.82</b>

**3. STATEMENT OF RECEIPTS - contd.**  
**(Consolidated Fund)**

Description	Actuals	
	2015-16	2014-15
<b>I. REVENUE RECEIPTS - contd.</b>		
<b>B. Non-Tax Revenue</b>		<i>(₹ in crore)</i>
Non-ferrous Mining and Metallurgical Industries	43,84.43	34,73.00
Other Administrative Services	5,57.90	50.58
Urban Development	2,67.82	36.87
Interest Receipts	1,22.43	1,43.04
Labour and Employment	82.92	53.13
Roads and Bridges	69.36	50.38
Other Rural Development Programme	43.60	97.09
Medium Irrigation	42.01	20.23
Police	39.26	14.20
Crop Husbandry	33.55	16.34
Co-operation	20.31	10.19
Education, Sports, Art and Culture	19.99	42.25
Major Irrigation	19.27	1,94.97
Civil Supplies	18.91	1.02
Water Supply and Sanitation	14.66	13.19
Village and Small Industries	13.78	2.24
Medical and Public Health	13.30	23.33
Other General Economic Services	11.47	7.92
Civil Aviation	10.11	0.00
Miscellaneous General Services	8.88	23.11
Tourism	6.76	2.51
Fisheries	6.48	4.53
Jails	5.87	7.03
Forestry and Wild Life	4.13	3.66
Other Agricultural Programme	4.39	0.20
Animal Husbandry	4.33	2.88
Public Works	3.88	2.09

**3. STATEMENT OF RECEIPTS - contd.**  
**(Consolidated Fund)**

Description	Actuals	
	2015-16	2014-15
<b>I. REVENUE RECEIPTS - contd.</b>		
<b>B. Non-Tax Revenue - conclud.</b>		<i>(₹ in crore)</i>
Public Service Commission	3.79	0.49
Social Security and Welfare	3.73	4.16
Power	3.56	13.39
Contribution and Recoveries towards Pension and other Retirement Benefits	3.39	3.07
Minor Irrigation	1.97	1.68
Other Social Services	1.78	6.70
Housing	1.69	1.95
Industry	1.60	2.06
Dairy Development	1.06	5.06
Dividend and Profit	0.47	0.00
Information and Publicity	0.13	0.18
Family Welfare	0.03	0.25
Stationery and Printing	0.01	0.08
Road Transport	0.00	0.01
<b>Total B</b>	<b>58,53.01</b>	<b>43,35.06</b>

**3. STATEMENT OF RECEIPTS - contd.**  
**(Consolidated Fund)**

Description	Actuals	
	2015-16	2014-15
<b>II. GRANTS FROM GOVERNMENT OF INDIA</b>		
<b>C. Grants-in-aid from Central Government</b>	<i>(₹ in crore)</i>	
<b>C.1 Non-Plan Grants</b>		
Grants under the Constitution (Distribution of Revenue Order)	0.00	0.00
Grants under the proviso to Article 275 (1) of the Constitution	8,22.44	13,87.25
Grants towards contribution to State Disaster Response Fund	2,73.00	2,36.52
Grants under National Calamity Contingency Fund	0.00	0.00
Other Grants	5,90.38	1,56.49
<b>C. 2 Grants for State/Union Territory Plan Schemes</b>		
Block Grants (including EAP)	2,77.37	8,16.89 <sup>(1)</sup>
Grants under the proviso to Article 275 (1) of the Constitution	2,22.03	1,94.44
Grant for Central Road Fund	9.10	17.74
Other Grants	44,41.68	38,85.63
<b>C. 3 Grants for Central Plan Schemes</b>	50.90	83.56
<b>C. 4 Grants for Centrally Sponsored Plan Schemes</b>	6,50.74	6,14.16
<b>C.5 Grants for Special Plan Schemes</b>	0.00	0.00
<b>Total C</b>	<b>73,37.64</b>	<b>73,92.68</b>
<b>Total Revenue Receipts (A+B+C)</b>	<b>4,06,38.35</b>	<b>3,15,64.56</b>

(1) Includes ₹1.09 crore which have been taken back by the Reserve Bank of India on the advice of the Ministry of Finance, Department of Expenditure, Government of India, New Delhi for adjusting the wrong credit of ₹ 0.76 crore during the year 2013-14 and ₹ 0.33 crore during the year 2014-15 as these amounts have been inadvertently released to Government of Jharkhand instead of Government of Himachal Pradesh.

**3. STATEMENT OF RECEIPTS - conclud.**  
**(Consolidated Fund)**

Description	Actuals	
	2015-16	2014-15
<b>III. CAPITAL, PUBLIC DEBT AND OTHER RECEIPTS</b>		
<b>D. Capital Receipts</b>		<i>(₹ in crore)</i>
Disinvestment proceeds	0.00	0.00
Others	0.00	0.00
<b>Total D</b>	<b>0.00</b>	<b>0.00</b>
<b>E. Public Debts Receipts</b>		
<b>E. 1 Internal Debt of the State Government</b>		
Market Loans	53,50.00	49,50.00
Loans from the National Bank for Agricultural and Rural Development	9,00.00	7,90.00
Loans from National Co-operative Development Corporation	0.00	7.93
Loans from other Institutions	1,44.71	16.30
Special Securities issued to National Small Savings Fund	11,31.55	7,72.68
Compensation and other Bonds	55,53.37	0.00
<b>E. 2 Loans and Advances from the Central Government</b>		
Non Plan Loans	0.00	0.00
Loans for State Plan Schemes	1,65.02	1,53.20
Loans for Central Plan Schemes	0.00	0.00
Loans for Centrally Sponsored Plan Schemes	0.00	0.00
<b>Total E</b>	<b>1,32,44.65</b>	<b>66,90.11</b>
<b>F. Loans and Advances by State Government (Recoveries)<sup>[1]</sup></b>	<b>31.06</b>	<b>33.06</b>
<b>G. Inter-State Settlements</b>	<b>0.00</b>	<b>0.00</b>
<b>Total Receipts in Consolidated Fund (A+B+C+D+E+F+G)</b>	<b>5,39,14.06</b>	<b>3,82,87.73</b>

[1] Details are in Statement No. 7 in Volume I and Statement No. 18 in Volume II.

**4. STATEMENT OF EXPENDITURE**  
**(Consolidated Fund)**

Description	Revenue	Capital	Loans and Advances	Total
<b>A. EXPENDITURE BY FUNCTION</b>				
<b>A General Services</b>				<i>(₹ in crore)</i>
<b>A.1 Organs of State</b>				
Parliament/ State/ Union Territory Legislatures	58.54	0.00	0.00	58.54
President, Vice President/ Governor/ Administrator of Union Territories	6.55	0.00	0.00	6.55
Council of Ministers	10.53	0.00	0.00	10.53
Administration of Justice	3,00.38	0.00	0.00	3,00.38
Elections	43.54	0.00	0.00	43.54
<b>A.2 Fiscal Services</b>				
Land Revenue	2,01.74	0.00	0.00	2,01.74
Stamps and Registration	17.36	0.00	0.00	17.36
State Excise	18.96	0.00	0.00	18.96
Taxes on Sales, Trade etc.	47.88	0.00	0.00	47.88
Taxes on Vehicles	6.81	0.00	0.00	6.81
Other Taxes and Duties on Commodities and Services	1.05	0.00	0.00	1.05
Other Fiscal Services	2.03	32.34	0.00	34.37
Interest Payments	33,20.08	0.00	0.00	33,20.08
<b>A.3 Administrative Services</b>				
Public Service Commission	7.60	0.00	0.00	7.60
Secretariat-General Services	78.58	0.00	0.00	78.58
District Administration	6,39.25	0.00	0.00	6,39.25
Treasury and Accounts Administration	11.69	0.00	0.00	11.69
Police	28,71.25	2,09.63	0.00	30,80.88
Jails	1,09.59	0.00	0.00	1,09.59
Stationery and Printing	1.62	0.00	0.00	1.62
Public Works	1,11.15	3,28.21	0.00	4,39.36
Other Administrative Services	1,43.99	1.18	0.00	1,45.17

**4. STATEMENT OF EXPENDITURE - contd.**  
**(Consolidated Fund)**

Description	Revenue	Capital	Loans and Advances	Total
<b>A. EXPENDITURE BY FUNCTION - contd.</b>				
<b>A General Services- conclud.</b>				<i>(₹ in crore)</i>
<b>A.4 Pensions and Miscellaneous General Services</b>				
Pensions and Other Retirement benefits	39,90.01	0.00	0.00	39,90.01
Miscellaneous General Services	2.25	0.00	0.00	2.25
<b>Total General Services</b>	<b>1,20,02.43</b>	<b>5,71.36</b>	<b>0.00</b>	<b>1,25,73.79</b>
<b>B Social Services</b>				
<b>B.1 Education, Sports, Art and Culture</b>				
General Education	63,00.56	1,03.39	0.00	64,03.95
Technical Education	1,83.97	0.00	0.00	1,83.97
Sports and Youth Services	36.25	0.00	0.00	36.25
Art and Culture	21.69	0.00	0.00	21.69
<b>B.2 Health and Family Welfare</b>				
Medical and Public Health	17,57.92	3,39.87	0.00	20,97.79
Family Welfare	75.46	0.00	0.00	75.46
<b>B.3 Water Supply, Sanitation, Housing and Urban Development</b>				
Water Supply and Sanitation	9,99.56	1,93.07	0.00	11,92.63
Housing	38.47	53.95	23.50	1,15.92
Urban Development	13,51.58	0.00	19.16	13,70.74
<b>B.4 Information and Broadcasting</b>				
Information and Publicity	1,00.83	0.55	0.00	1,01.38
<b>B.5 Welfare of Scheduled Caste, Scheduled Tribes and Other Backward Classes</b>				
Welfare of Scheduled Caste, Scheduled Tribes and Other Backward Classes	11,68.55	2,34.38	0.00	14,02.93

**4. STATEMENT OF EXPENDITURE - contd.**  
**(Consolidated Fund)**

Description	Revenue	Capital	Loans and Advances	Total
<b>A. EXPENDITURE BY FUNCTION - contd.</b>				
<b>B Social Services - Concl.</b>				<i>(₹ in crore)</i>
<b>B.6 Labour and Labour Welfare</b>				
Labour and Employment	1,12.83	0.00	0.00	1,12.83
<b>B.7 Social Welfare and Nutrition</b>				
Social Security and Welfare	15,54.04	88.80	0.00	16,42.84
Nutrition	5,95.69	0.00	0.00	5,95.69
Relief on Account of Natural Calamities	5,22.12	0.00	0.00	5,22.12
<b>B.8 Others</b>				
Other Social Services	0.62	9.40	0.00	10.02
Secretariat-Social Services	23.67	0.00	0.00	23.67
<b>Total Social Services</b>	<b>1,48,43.81</b>	<b>10,23.41</b>	<b>42.66</b>	<b>1,59,09.88</b>
<b>C Economic Services</b>				
<b>C.1 Agriculture and Allied Activities</b>				
Crop Husbandry	4,49.76	8.16	0.00	4,57.92
Soil and Water Conservation	28.94	34.96	0.00	63.90
Animal Husbandry	1,45.01	11.89	0.00	1,56.90
Dairy Development	1,80.01	9.64	0.00	1,89.65
Fisheries	34.51	25.31	0.00	59.82
Forestry and Wild life	4,17.34	0.00	0.00	4,17.34
Food, Storage and Warehousing	0.00	20.23	0.00	20.23
Agricultural Research and Education	1,07.95	0.00	0.00	1,07.95
Co-operation	1,08.92	4.47	8.85	1,22.24
Other Agricultural Programmes	2.41	0.00	0.00	2.41
<b>C.2 Rural Development</b>				
Special Programmes for Rural Development	2,91.12	0.00	0.00	2,91.12
Rural Employment	18,29.93	0.00	0.00	18,29.93
Other Rural Development Programmes	20,51.74	17,51.54	3.43	38,06.71



**4. STATEMENT OF EXPENDITURE - contd.**  
**(Consolidated Fund)**

Description	Revenue	Capital	Loans and Advances	Total
<b>A. EXPENDITURE BY FUNCTION - contd.</b>				
<b>C Economic Services - conclud.</b>	<i>(₹ in crore)</i>			
<b>C.3 Irrigation and Flood Control</b>				
Major Irrigation	1,32.05	8,03.97	0.00	9,36.02
Medium Irrigation	1,18.40	2,54.59	0.00	3,72.99
Minor Irrigation	69.27	47.56	0.00	1,16.83
Command Area Development	0.58	0.00	0.00	0.58
Flood Control and Drainage	0.00	50.81	0.00	50.81
<b>C.4 Energy</b>				
Power	21,24.45	0.00	73,75.42	94,99.87
New and Renewable Energy	80.00	0.00	0.00	80.00
<b>C.5 Industry and Minerals</b>				
Village and Small Industries	1,13.23	0.00	0.00	1,13.23
Industries	1,85.07	1.00	0.00	1,86.07
Non-Ferrous Mining and Metallurgical Industries	23.18	0.00	0.00	23.18
<b>C.6 Transport</b>				
Civil Aviation	3.02	1,00.00	0.00	1,03.02
Roads and Bridges	2,55.09	33,73.83	0.00	36,28.92
Road Transport	0.00	2.36	0.00	2.36
Other Transport Services	89.85	0.00	0.00	89.85
<b>C.7 General Economic Services</b>				
Secretariat-Economic Services	41.58	0.00	0.00	41.58
Tourism	32.46	61.42	0.00	93.88
Census Surveys and Statistics	14.03	0.00	0.00	14.03
Investments in General Financial and Trading Institutions	0.00	2.00	0.00	2.00
Civil Supplies	7,74.11	0.00	0.00	7,74.11
Other General Economic Services	2.58	0.00	0.00	2.58
<b>Total Economic Services</b>	<b>97,06.59</b>	<b>65,63.74</b>	<b>73,87.70</b>	<b>2,36,58.03</b>

**4. STATEMENT OF EXPENDITURE - contd.**  
**(Consolidated Fund)**

Description	Revenue	Capital	Loans and Advances	Total
<b>A. EXPENDITURE BY FUNCTION - concld.</b>				
<i>(₹ in crore)</i>				
<b>D Loans, Grants-in-aid and Contributions</b>				
Compensation and Assignments to Local Bodies and Panchayati Raj Institutions	0.00	0.00	0.00	0.00
<b>E. Loans to Government Servants etc.</b>				
Loans to Government Servants etc.	0.00	0.00	49.64	49.64
<b>F. Public Debt</b>				
Internal Debt of the State Government	0.00	20,79.42	0.00	20,79.42
Loans and Advances from the Central Government	0.00	1,66.51	0.00	1,66.51
<b>G. Inter State Settlement</b>				
Inter State Settlement	0.00	0.00	0.00	0.00
<b>Total Loans, Grants-in-aid and Contributions</b>	<b>0.00</b>	<b>22,45.93</b>	<b>49.64</b>	<b>22,95.57</b>
<b>Total Consolidated Fund Expenditure</b>	<b>3,65,52.83</b>	<b>1,04,04.45</b>	<b>74,80.00</b>	<b>5,44,37.28</b>

**4. STATEMENT OF EXPENDITURE - contd.**  
**(Consolidated Fund)**

Object of Expenditure	2013-14			2014-15			2015-16		
	Revenue	Capital	Total	Revenue	Capital	Total	Revenue	Capital	Total
1	2	3	4	5	6	7	8	9	10
<b>B. EXPENDITURE BY NATURE</b>									
<i>(₹ in crore)</i>									
1. Salaries	69,34.16	22.65	<b>69,56.81</b>	73,81.55	35.55	<b>74,17.10</b>	81,77.92	40.54	<b>82,18.46</b>
2. Grants-in-aid (Non-Salary)	42,73.80	0.64	<b>42,74.44</b>	69,11.15	0.00	<b>69,11.15</b>	89,36.12	0.00	<b>89,36.12</b>
3. Major works (State Plan)	53.13	38,42.95	<b>38,96.08</b>	15.97	50,67.79	<b>50,83.76</b>	7.09	71,93.27	<b>72,00.36</b>
4. Grants-in-aid for Capital assets	6,91.94	2,42.32	<b>9,34.26</b>	35,93.79	0.00	<b>35,93.79</b>	40,37.99	0.00	<b>40,37.99</b>
5. Pensionary Charges <sup>(#)</sup>	35,34.31	0.00	<b>35,34.31</b>	34,62.53	0.00	<b>34,62.53</b>	39,90.01	0.00	<b>39,90.01</b>
6. Interest Payments	26,14.43	0.00	<b>26,14.43</b>	29,29.15	0.00	<b>29,29.15</b>	33,20.08	0.00	<b>33,20.08</b>
7. Grants-in-aid (Salary)	12,07.44	5.71	<b>12,13.15</b>	18,93.62	5.37	<b>18,98.99</b>	19,08.67	8.15	<b>19,16.82</b>
8. Repayment of borrowings	0.00	19,96.92	<b>19,96.92</b>	0.00	18,79.88	<b>18,79.88</b>	0.00	22,45.93	<b>22,45.93</b>
9. Supplies and Materials	10,62.31	21.88	<b>10,84.19</b>	14,25.15	33.39	<b>14,58.54</b>	19,02.98	22.22	<b>19,25.20</b>
10. Loans and Advances	0.00	2,21.91	<b>2,21.91</b>	0.00	8,23.78	<b>8,23.78</b>	0.00	74,80.00	<b>74,80.00</b>
11. Other expenditure	2,63.69	5,63.05	<b>8,26.74</b>	5,10.24	2,58.95	<b>7,69.19</b>	5,27.55	2,30.79	<b>7,58.34</b>
12. Scholarships/ stipend	2,43.72	12.63	<b>2,56.35</b>	5,39.81	34.04	<b>5,73.85</b>	6,10.21	9.76	<b>6,19.97</b>
13. Lumpsum	4.05	18.17	<b>22.22</b>	3,94.19	70.03	<b>4,64.22</b>	2,86.23	1,55.94	<b>4,42.17</b>
14. Maintenance and repair	2,63.36	61.24	<b>3,24.60</b>	3,54.78	80.91	<b>4,35.69</b>	4,18.41	1,04.29	<b>5,22.70</b>
15. Cash relief	2,83.83	11.25	<b>2,95.08</b>	3,09.09	6.96	<b>3,16.05</b>	5,12.11	20.08	<b>5,32.19</b>
16. Minor Works	1,43.44	1,15.08	<b>2,58.52</b>	18.72	2,49.50	<b>2,68.22</b>	6.26	2,94.46	<b>3,00.72</b>
17. Honorarium	2,84.54	0.00	<b>2,84.54</b>	2,66.30	0.00	<b>2,66.30</b>	2,78.77	0.00	<b>2,78.77</b>
18. Subsidies	1,87.40	0.00	<b>1,87.40</b>	2,45.69	0.00	<b>2,45.69</b>	5,21.56	0.00	<b>5,21.56</b>
19. Office expenses	89.47	0.36	<b>89.83</b>	2,37.87	0.40	<b>2,38.27</b>	2,41.91	0.45	<b>2,42.36</b>
20. Contributions	1,48.36	12.50	<b>1,60.86</b>	1,90.46	12.31	<b>2,02.77</b>	1,12.15	16.96	<b>1,29.11</b>
21. Wages	84.53	0.00	<b>84.53</b>	1,80.57	0.00	<b>1,80.57</b>	1,73.61	0.00	<b>1,73.61</b>
22. Travelling Expenses	83.93	0.29	<b>84.22</b>	1,46.39	0.18	<b>1,46.57</b>	1,51.23	0.07	<b>1,51.30</b>
23. Professional Services	66.20	0.70	<b>66.90</b>	1,30.18	0.83	<b>1,31.01</b>	1,08.60	5.46	<b>1,14.06</b>
24. Machinery and Equipment	41.10	26.93	<b>68.03</b>	94.75	1.51	<b>96.26</b>	95.81	6.70	<b>1,02.51</b>
25. Medical Store Supply	25.07	0.00	<b>25.07</b>	87.71	0.00	<b>87.71</b>	84.12	0.00	<b>84.12</b>
26. Motor-vehicle	74.48	0.40	<b>74.88</b>	77.78	0.00	<b>77.78</b>	80.51	0.34	<b>80.85</b>
27. Contractual Allowances	56.42	0.14	<b>56.56</b>	59.71	0.14	<b>59.85</b>	83.80	0.15	<b>83.95</b>
28. Electricity Expenditure	2,46.27	0.03	<b>2,46.30</b>	56.67	0.03	<b>56.70</b>	58.81	0.06	<b>58.87</b>
29. Uniform	28.10	0.05	<b>28.15</b>	51.93	0.04	<b>51.97</b>	38.66	0.05	<b>38.71</b>
30. Cost of Ration	35.16	0.00	<b>35.16</b>	47.95	0.00	<b>47.95</b>	42.64	0.03	<b>42.67</b>
31. Advertising and Publicity	31.44	0.00	<b>31.44</b>	41.25	0.19	<b>41.44</b>	71.53	0.34	<b>71.87</b>
32. Training Allowance	9.22	1.69	<b>10.91</b>	29.14	5.21	<b>34.35</b>	7.85	1.99	<b>9.84</b>
33. Approval Amount	22.98	0.00	<b>22.98</b>	22.51	0.00	<b>22.51</b>	0.00	0.00	<b>0.00</b>
34. Other Administrative expenses	15.65	0.19	<b>15.84</b>	16.37	0.23	<b>16.60</b>	26.06	0.11	<b>26.17</b>
35. Seminar, Exhibition and Publicity	10.49	0.51	<b>11.00</b>	12.99	0.16	<b>13.15</b>	24.78	0.03	<b>24.81</b>

(#) Includes ₹ 3,98.17 crore and ₹ 1,75.00 crore paid as pensionary liabilities to Bihar under major head "2071 Pension and other Retirement Benefits" during 2014-15 and 2015-16 respectively.

**4. STATEMENT OF EXPENDITURE - conclud.**  
**(Consolidated Fund)**

Object of Expenditure	2013-14			2014-15			2015-16		
	Revenue	Capital	Total	Revenue	Capital	Total	Revenue	Capital	Total
1	2	3	4	5	6	7	8	9	10
<b>B. EXPENDITURE BY NATURE - conclud.</b>									
<i>(₹ in crore)</i>									
36. Central Share	2,19.90	0.00	<b>2,19.90</b>	0.00	0.00	<b>0.00</b>	0.00	0.00	<b>0.00</b>
37. State Contribution <sup>(1)</sup>	73.29	0.00	<b>73.29</b>	0.00	0.00	<b>0.00</b>	0.00	0.00	<b>0.00</b>
38. State share of Central Sponsored Scheme	25.11	0.00	<b>25.11</b>	0.00	0.00	<b>0.00</b>	18.73	0.00	<b>18.73</b>
39. Information, communication and Transmission (ITC) Services	20.35	0.62	<b>20.97</b>	0.00	0.00	<b>0.00</b>	1,01.55	0.00	<b>1,01.55</b>
40. Expenditure on training	19.93	0.76	<b>20.69</b>	0.00	0.00	<b>0.00</b>	54.35	0.00	<b>54.35</b>
41. Share of taxes / duties / Rent, Rates, Taxes	12.19	0.23	<b>12.42</b>	0.00	0.00	<b>0.00</b>	1.55	0.00	<b>1.55</b>
42. Purchase of new motor-vehicle	0.00	0.00	<b>0.00</b>	0.00	0.00	<b>0.00</b>	8.78	45.63	<b>54.41</b>
43. Others (Includes expenditure less than ₹ 10 crore under each object head)	7.99	10.62	<b>18.61</b>	91.56	3.82	<b>95.38</b>	35.85	0.65	<b>36.50</b>
<b>Gross Expenditure</b>	<b>2,34,93.18</b>	<b>71,92.42</b>	<b>3,06,85.60</b>	<b>3,18,27.52</b>	<b>85,71.20</b>	<b>4,03,98.72</b>	<b>3,70,64.84</b>	<b>1,78,84.45</b>	<b>5,49,49.29</b>
<b>Deduct- Recoveries</b>	<b>21.29</b>	<b>2,01.09</b>	<b>2,22.38</b>	<b>32.62</b>	<b>3,24.60</b>	<b>3,57.52</b>	<b>5,12.01</b>	<b>0.00</b>	<b>5,12.01</b>
<b>Net Expenditure</b>	<b>2,34,71.89</b>	<b>69,91.33</b>	<b>3,04,63.22</b>	<b>3,17,94.90</b>	<b>82,46.60</b>	<b>4,00,41.50</b>	<b>3,65,52.83</b>	<b>1,78,84.45</b>	<b>5,44,37.28</b>

(1) State contribution includes expenditure on "Mid-Day Meal Programme".

## 5. STATEMENT OF PROGRESSIVE CAPITAL EXPENDITURE

		Expenditure during	Progressive expenditure ending	Expenditure during	Progressive expenditure ending	<i>Per cent of Increase (+) / Decrease (-) during the year</i>
Major Head	Description	2014-15	2014-15	2015-16	2015-16	
1	2	3	4	5	6	7
<i>(₹ in crore)</i>						
<b>A</b>	<b>Capital Account of General Services</b>					
4047-	Capital Outlay on Other Fiscal Services	10.43	15.43	32.34	47.77	210.07
4055-	Capital Outlay on Police	1,53.80	8,31.80	2,09.63	10,41.43	36.30
4059-	Capital Outlay on Public Works	1,58.86	6,56.69	3,28.21	9,84.90	106.60
4070-	Capital Outlay on other Administrative Services	3.24	81.80	1.18	82.98	(-) 63.58
	<b>Total – A Capital Account of General Services</b>	<b>3,26.33</b>	<b>15,85.72</b>	<b>5,71.36</b>	<b>21,57.08</b>	<b>75.09</b>
<b>B-</b>	<b>Capital Account of Social Services</b>					
(a)	Capital Account of Education, Sports, Art and Culture					
4202-	Capital Outlay on Education, Sports, Art and Culture	82.97	15,48.21	1,03.39	16,51.60	24.61
	<b>Total (a) Capital Account of Education, Sports, Art and Culture</b>	<b>82.97</b>	<b>15,48.21</b>	<b>1,03.39</b>	<b>16,51.60</b>	<b>24.61</b>
(b)	Capital Account of Health and Family Welfare					
4210-	Capital Outlay on Medical and Family Welfare	2,60.97	15,05.36	3,39.87	18,45.23	30.23
	<b>Total (b) Capital Account of Health and Family Welfare</b>	<b>2,60.97</b>	<b>15,05.36</b>	<b>3,39.87</b>	<b>18,45.23</b>	<b>30.23</b>

**5. STATEMENT OF PROGRESSIVE CAPITAL EXPENDITURE - contd.**

Major Head	Description	Expenditure during	Progressive expenditure ending	Expenditure during	Progressive expenditure ending	Per cent of Increase (+) / Decrease (-) during the year
		2014-15	2014-15	2015-16	2015-16	
1	2	3	4	5	6	7
<i>(₹ in crore)</i>						
<b>B-</b>	<b>Capital Account of Social Services – contd.</b>					
(c)	Capital Account of Water Supply, Sanitation, Housing and Urban Development					
4215-	Capital Outlay on Water Supply and Sanitation	1,39.22	28,29.65	1,93.07	30,22.72	38.68
4216-	Capital Outlay on Housing	49.69	2,38.76	53.95	2,92.71	8.57
4217-	Capital Outlay on Urban Development	0.00	12,59.95	0.00	12,59.95	0.00
	<b>Total (c) Capital Account of Water Supply, Sanitation, Housing and Urban Development</b>	<b>1,88.91</b>	<b>43,28.36</b>	<b>2,47.02</b>	<b>45,75.38</b>	<b>30.76</b>
(d)	Capital Account of Information and Publicity					
4220-	Capital Outlay on Information and Publicity	0.45	0.45	0.55	1.00	22.22
	<b>Total (d) Capital Account of Information and Publicity</b>	<b>0.45</b>	<b>0.45</b>	<b>0.55</b>	<b>1.00</b>	<b>22.22</b>
(e)	Capital Account of Welfare of Scheduled Castes, Scheduled Tribes and other Backward Classes					
4225-	Capital Outlay on Welfare of Scheduled Castes, Scheduled Tribes and other Backward Classes	1,72.72	13,04.96	2,34.38	15,39.34	35.70
	<b>Total (e) Capital Account of Welfare of Scheduled Castes, Scheduled Tribes and other Backward Classes</b>	<b>1,72.72</b>	<b>13,04.96</b>	<b>2,34.38</b>	<b>15,39.34</b>	<b>35.70</b>

**5. STATEMENT OF PROGRESSIVE CAPITAL EXPENDITURE - contd.**

Major Head	Description	Expenditure during	Progressive expenditure ending	Expenditure during	Progressive expenditure ending	Per cent of Increase (+) / Decrease (-) during the year
		2014-15	2014-15	2015-16	2015-16	
1	2	3	4	5	6	7
<i>(₹ in crore)</i>						
<b>B-</b>	<b>Capital Account of Social Services – contd.</b>					
(g)	Capital Account of Social Welfare and Nutrition					
4235-	Capital Outlay on Social Security and Welfare	1,60.02	3,73.02	88.80	4,61.82	(-)44.51
	<b>Total (g) Capital Account of Social Welfare and Nutrition</b>	<b>1,60.02</b>	<b>3,73.02</b>	<b>88.80</b>	<b>4,61.82</b>	<b>(-)44.51</b>
(h)	Capital Account of Other Social Welfare Services					
4250-	Capital Outlay on other Social Welfare Services	43.47	43.47	9.40	52.87	(-)78.38
	<b>Total (h) Capital Account of Other Social Welfare Services</b>	<b>43.47</b>	<b>43.47</b>	<b>9.40</b>	<b>52.87</b>	<b>(-)78.38</b>
	<b>Total-B- Capital Account of Social Services</b>	<b>9,09.51</b>	<b>91,03.83</b>	<b>10,23.41</b>	<b>1,01,27.24</b>	<b>12.52</b>

**5. STATEMENT OF PROGRESSIVE CAPITAL EXPENDITURE - contd.**

Major Head	Description	Expenditure during	Progressive expenditure ending	Expenditure during	Progressive expenditure ending	Per cent of Increase (+) / Decrease (-) during the year
		2014-15	2014-15	2015-16	2015-16	
1	2	3	4	5	6	7
<i>(₹ in crore)</i>						
<b>C-</b>	<b>Capital Accounts of Economic Services</b>					
(a)	Capital Account of Agriculture and Allied Activities					
4401-	Capital Outlay on Crop Husbandry	8.41	45.07	8.16	53.23	(-)2.97
4402-	Capital On Soil and Water Conservation	34.87	34.87	34.96	69.83	0.26
4403-	Capital Outlay on Animal Husbandry	8.39	8.39	11.89	20.28	41.72
4404-	Capital Outlay on Dairy Development	12.90	22.90	9.63	32.53	(-)25.35
4405-	Capital Outlay on Fisheries	9.77	47.86	25.31	73.17	159.06
4406-	Capital Outlay on Forestry and Wild Life	3.00	29.30	0.00	29.30	(-)100.00
4408-	Capital Outlay on Food Storage and Warehousing	12.40	12.40	20.23	32.63	63.15
4425-	Capital Outlay on Co-operation	3.56	52.49	4.47	56.96	25.56
	<b>Total (a) Capital Account of Agriculture and Allied Activities</b>	<b>93.30</b>	<b>2,53.28</b>	<b>1,14.65</b>	<b>3,67.93</b>	<b>22.88</b>



**5. STATEMENT OF PROGRESSIVE CAPITAL EXPENDITURE - contd.**

Major Head	Description	Expenditure during	Progressive expenditure ending	Expenditure during	Progressive expenditure ending	Per cent of Increase (+) / Decrease (-) during the year
		2014-15	2014-15	2015-16	2015-16	
1	2	3	4	5	6	7
<i>(₹ in crore)</i>						
<b>C-</b>	<b>Capital Accounts of Economic Services – contd.</b>					
(b)	Capital Account of Rural Development					
4515-	Capital Outlay on other Rural Development Programmes	13,60.22	92,42.90	17,51.54	1,09,94.44	28.77
	<b>Total (b) Capital Account of Rural Development</b>	<b>13,60.22</b>	<b>92,42.90</b>	<b>17,51.54</b>	<b>1,09,94.44</b>	<b>28.77</b>
(d)	Capital Account of Irrigation and Flood Control					
4700-	Capital Outlay on Major Irrigation	69.22	14,29.91	8,03.97	22,33.88	1061.47
4701-	Capital Outlay on Medium Irrigation	1,39.87	21,00.37	2,54.59	23,54.96	82.02
4702-	Capital Outlay on Minor Irrigation	1,40.62	12,06.44	47.57	12,54.01	(-)66.17
4711-	Capital Outlay on Flood Control Projects	29.23	97.03	50.81	1,47.84	73.83
	<b>Total (d) Capital Account of Irrigation and Flood Control</b>	<b>3,78.94</b>	<b>48,33.75</b>	<b>11,56.94</b>	<b>59,90.69</b>	<b>205.31</b>
(e)	Capital Account of Energy					
4801-	Capital Outlay on Power Projects	0.00	2,03.23	0.00	2,03.23	0.00
	<b>Total (e) Capital Account of Energy</b>	<b>0.00</b>	<b>2,03.23</b>	<b>0.00</b>	<b>2,03.23</b>	<b>0.00</b>

**5. STATEMENT OF PROGRESSIVE CAPITAL EXPENDITURE - Contd.**

Major Head	Description	Expenditure during	Progressive expenditure ending	Expenditure during	Progressive expenditure ending	Per cent of Increase (+) / Decrease (-) during the year
		2014-15	2014-15	2015-16	2015-16	
1	2	3	4	5	6	7
<i>(₹ in crore)</i>						
<b>C-</b>	<b>Capital Accounts of Economic Services – Concl'd.</b>					
(f)	Capital Account of Industry and Minerals					
4853-	Capital Outlay on Non-ferrous Mining and Metallurgical Industries	0.16	7.38	0.00	7.38	(-)100.00
4885-	Other Capital Outlay on Industries and Minerals	1.00	8.00	1.00	9.00	0.00
	<b>Total (f) Capital Account of Industry and Minerals</b>	<b>1.16</b>	<b>15.38</b>	<b>1.00</b>	<b>16.38</b>	<b>(-)13.79</b>
(g)	Capital Account of Transport					
5053-	Capital Outlay on Civil Aviation	21.73	1,31.73	1,00.00	2,31.73	360.19
5054-	Capital Outlay on Roads and Bridges	24,35.99	97,02.15	33,73.83	1,30,75.98	38.50
5055-	Capital Outlay on Road Transport	2.23	58.38	2.36	60.74	5.83
5075-	Capital Outlay on other Transport Services	0.00	6,20.83	0.00	6,20.83	0.00
	<b>Total (g) Capital Account of Transport</b>	<b>24,59.95</b>	<b>1,05,13.09</b>	<b>34,76.19</b>	<b>1,39,89.28</b>	<b>41.31</b>
(j)	Capital Account of General Economic Services					
5452-	Capital Outlay on Tourism	13.53	2,17.83	61.42	2,79.25	353.95
5465-	Investment in General Financial and Trading Institutions	0.00	0.00	2.00	2.00	100.00
5475-	Capital Outlay on other General Economic Services	0.00	45.78	0.00	45.78	0.00
	<b>Total (j) Capital Account of General Economic Services</b>	<b>13.53</b>	<b>2,63.61</b>	<b>63.42</b>	<b>3,27.03</b>	<b>368.74</b>
	<b>Total- C- Capital Accounts of Economic Services</b>	<b>43,07.10</b>	<b>2,53,25.24</b>	<b>65,63.74</b>	<b>3,18,88.98</b>	<b>52.39</b>
	<b>Grand Total</b>	<b>55,42.94</b>	<b>3,60,14.79</b>	<b>81,58.51</b>	<b>4,41,73.30</b>	<b>47.19</b>

## 5. STATEMENT OF PROGRESSIVE CAPITAL EXPENDITURE - conclud.

### EXPLANATORY NOTES

- 1 A detailed statement of capital outlay is given in Statement No. 16.
- 2 The details of Government Investment in Statutory Corporations, Government Companies, Joint Stock Companies, Co-operative Banks and Societies are given in Statement No. 19.
- 3 Allocation of capital expenditure of composite State of Bihar upto 14.11.2000 has not been done between the Successor States, Bihar and Jharkhand.
- 4 Government investments in Statutory Corporations, Government Companies, Joint Stock Companies, Co-operative Banks and Societies of Composite Bihar have not been allocated between the successor States, Bihar and Jharkhand.
- 5 Investments of Government- During 2015-16 Government invested ₹ 20.46 crore in Government Companies, Co-operative Banks, Societies and Rural Banks. The total investment of Government in the Share Capital of different concerns at the end of 2013-14 , 2014-15 and 2015-16 were ₹ 2,26.22<sup>[1]</sup>, ₹ 2,41.25 crore and ₹ 2,61.71 crore respectively, vide details given in Statement No. 19.
- 6 The information about dividend received during the three years as above is as below :-

Year	Dividend/Interest received (₹ in crore)
2013-14	₹ 18.00 crore
2014-15	₹ 0.00
2015-16	₹ 0.47 crore

- 6 (A) Summary of the financial results of the working of departmentally managed Government undertakings as disclosed by the latest available proforma accounts :-

Name of the Undertaking / Scheme	Major Head under which accounted for	Year of account	Capital employed	Profit (+) / Loss (-)	Percentage of profit or loss to capital employed
			<i>(₹ in crore)</i>		
1	2	3	4	5	6

There is no departmentally managed Government undertaking in Jharkhand.

- 6 (B) Arrears in preparation of proforma accounts in respect of other undertakings/schemes are given below :

Name of the Schemes	Major Head under which accounted for	Year from which accounts are due
1	2	3

There is no departmentally managed Government undertaking in Jharkhand.

[1] ₹ 31.25 crore has been included in Statement No. 19 after reconciliation of investment with detailed accounts.

## 6. STATEMENT OF BORROWINGS AND OTHER LIABILITIES

### (i) Statement of Public Debt and Other Liabilities<sup>[1]</sup>

Nature of Borrowings	Balance as on 1st April 2015	Receipt during the year	Repayments during the year	Balance as on 31st March 2016	Net Increase (+)/ Decrease (-)		As a per cent of Total Liabilities
					Amount	Per cent	
<i>(₹ in crore)</i>							
<b>A- Public Debt</b>							
<b>6003 Internal Debt of the State Government</b>	<b>3,27,55.36</b>	<b>1,30,79.63</b>	<b>20,79.42</b>	<b>4,37,55.57</b>	<b>1,10,00.21</b>	<b>33.58</b>	<b>77.40</b>
Market Loans	1,87,99.46	53,50.00	5,94.66	2,35,54.80	47,55.34	25.30	41.67
WMA <sup>[2]</sup> from the RBI	0.00	0.00	0.00	0.00	0.00	0.00	0.00
Bonds	2,16.24	55,53.37	2,11.54	55,58.07	53,41.83	2470.32	9.83
Loans from Financial Institutions	37,14.85	10,44.71	7,14.62	40,44.94	3,30.09	8.89	7.16
Special Securities issued to National Small Savings Fund	99,89.02	11,31.55	5,58.60	1,05,61.97	5,72.95	5.74	18.68
Other Loans	35.79 <sup>(*)</sup>	0.00	0.00	35.79	0.00	0.00	0.06
<b>6004 Loans and Advances from the Central Government</b>	<b>20,86.99</b>	<b>1,65.02</b>	<b>1,66.51</b>	<b>20,85.50</b>	<b>(-)1.49</b>	<b>(-)0.07</b>	<b>3.69</b>
01 Non Plan Loans	23.67 <sup>(*)</sup>	0.00	2.28	21.39	(-)2.28	(-)9.63	0.04
02 Loans for State/ Union Territory Plan Schemes	20,63.32	1,65.02	1,64.23	20,64.11	0.79	0.04	3.65
<b>Total A - Public Debt</b>	<b>3,48,42.35</b>	<b>1,32,44.65</b>	<b>22,45.93</b>	<b>4,58,41.07</b>	<b>1,09,98.72</b>	<b>31.57</b>	<b>81.09</b>

[1] For details please refer to Statement No. 17 in Volume-II

[2] WMA: Ways and Means Advances

(\*) Excess amount of ₹ 21.87 crore was wrongly shown under Plan loan which is being rectified now and added under respective Non-Plan loan. Accordingly opening balances are revised.

## 6. STATEMENT OF BORROWINGS AND OTHER LIABILITIES - contd.

(i) Statement of Public Debt and Other Liabilities<sup>[1]</sup>

Nature of Borrowings	Balance as on 1st April 2015	Receipt during the year	Repayments during the year	Balance as on 31st March 2016	Net Increase (+)/ Decrease (-)	As a <i>per cent</i> of Total Liabilities	
<b>B - Other liabilities</b>							
	<i>(₹ in crore)</i>				<i>Amount</i>	<i>Per cent</i>	
<b>Public Accounts</b>							
Small Savings, Provident Funds etc.	13,56.02	8,30.10	9,88.95	11,97.17	(-)1,58.85	(-)11.71	2.12
Reserve funds bearing Interest	8,66.79	5,21.68	5,12.01	8,76.46	9.67	1.12	1.55
Reserve funds not bearing Interest <sup>(*)</sup>	0.00	0.00	0.00	0.00	0.00	0.00	0.00
Deposits bearing Interest	15.86	2,12.57	2,14.30	14.13	(-)1.73	(-)10.91	0.02
Deposits not bearing Interest	64,88.07	1,90,34.34	1,69,20.75	86,01.66	21,13.59	32.58	15.22
<b>Total B - Other liabilities</b>	<b>87,26.74</b>	<b>2,05,98.69</b>	<b>1,86,36.01</b>	<b>1,06,89.42</b>	<b>19,62.68</b>	<b>22.49</b>	<b>18.91</b>
<b>Total Public Debt and other liabilities</b>	<b>4,35,69.09</b>	<b>3,38,43.34</b>	<b>2,08,81.94</b>	<b>5,65,30.49</b>	<b>1,29,61.40</b>	<b>29.75</b>	<b>100.00</b>

<sup>[1]</sup>For details on amortisation arrangements, service of debt etc. explanatory notes to this statement at pages 29 & 30 may be seen.

<sup>(\*)</sup>The figure represents net liabilities under this head after setting off investment out of the Reserve Fund.

## 6. STATEMENT OF BORROWINGS AND OTHER LIABILITIES - contd.

### Explanatory Notes to Statement 6.

#### 1 Amortisation arrangements :-

- (i) **Open market Loan :-** The State Government has raised 67 State Development/ Stocks Loans/ Stocks upto 2015-2016 (Balance on 31st March 2016 was ₹ 2,35,54.79 crore).
- (ii) No arrangement has been made for amortization of other bonds and loans.
- (iii) The State Government has also not created Guarantee Redemption Fund during the year 2015-2016.
- (iv) The State Government has not created Sinking Fund for amortization of any kind of loans.

#### 2 Loans from Small Saving Fund :-

Loans out of the collection in the 'Small Savings Schemes' and 'Public Provident Fund' in the Post offices are being shared between the State Government and the Central Government in the ratio of 3:1. A separate fund viz. 'National Small Savings Fund' was created in 1999-2000 for the purpose of release of loans out of Small Savings collections. The loans received during 2015-16 amounted to ₹ 11,31.55 crore and ₹ 5,58.60 crore was repaid during the year. The balance outstanding at the end of the year was ₹ 1,05,61.96 crore which was 23.06 *per cent* of the total Public Debt of the State Government as on 31 March 2016.

#### 3 Loans and Advances from GOI, Market Loans, etc. :-

- (a) **Loans and Advances from GOI :-** ₹ 1,65.02 crore was received from Government of India as loans and the State Government repaid ₹ 1,66.51 crore. Interest of ₹ 1,22.93 crore was also paid by the State Government on loans received from Government of India. All the loans received from Central Government during the current financial year have been duly accounted for and there is no arrear towards repayment of Principal and payment of interest. The particulars of outstanding loans are given in Statement No. 17.
- (b) **Market Loans :-** These are long-term loans (which have a currency of more than 12 months) raised in the open market by the State Government. During the year, 7 (seven) Jharkhand State Development Loans were raised which includes one Jharkhand State Development Loan of ₹ 10,00.00 crore bearing interest at the rate of 8.30 *per cent*, one Jharkhand State Development Loan of ₹ 5,00.00 crore bearing interest at the rate of 7.98 *per cent*, one Jharkhand State Development Loan of ₹ 5,00.00 crore bearing interest at the rate of 8.17 *per cent*, one Jharkhand State Development Loan of ₹ 5,00.00 crore bearing interest at the rate of 8.17 *per cent*, one Jharkhand State Development Loan of ₹ 5,00.00 crore bearing interest at the rate of 8.25 *per cent*, one Jharkhand State Development Loan of ₹ 5,00.00 crore bearing interest at the rate of 8.42 *per cent*, one Jharkhand State Development Loan of ₹ 18,50.00 crore bearing interest at the rate of 8.82 *per cent*. These loans are redeemable in July 2025, October 2025, November 2025, November 2025, December 2025, January 2026 and February 2026 respectively. Full particulars of outstanding loans are given in Statement No. 17.
- (c) **Government of Jharkhand Special Bond (UDAY BONDS) :-** These are long-term Bonds (which have a currency of more than 12 months) raised in the open market by the State Government. During the year, 10 (ten) Jharkhand Special Bonds (UDAY BONDS) were raised which includes one Jharkhand Special Bonds of ₹ 555.34 crore bearing interest at the rate of 8.53 *per cent*, one Jharkhand Special Bonds of ₹ 555.34 crore bearing interest at the rate of 8.45 *per cent*, one Jharkhand Special Bonds of ₹ 555.34 crore bearing interest at the rate of 8.50 *per cent*, one Jharkhand Special Bonds of ₹ 555.34 crore bearing interest at the rate of 8.22 *per cent*, one Jharkhand Special Bonds of ₹ 555.34 crore bearing interest at the rate of 8.45 *per cent*, one Jharkhand Special Bonds of ₹ 555.34 crore bearing interest at the rate of 8.65 *per cent*, one Jharkhand Special Bonds of ₹ 555.34 crore bearing interest at the rate of 8.48 *per cent*, one Jharkhand Special Bonds of ₹ 555.34 crore bearing interest at the rate of 8.62 *per cent*, one Jharkhand Special Bonds of ₹ 555.31 crore bearing interest at the rate of 8.72 *per cent*. These loans are redeemable in March 2022, March 2023, March 2024, March 2025, March 2026, March 2027, March 2028, March 2029, March 2030 and March 2031 respectively. Full particulars of outstanding loans are given in Statement No. 17.

## 6. STATEMENT OF BORROWINGS AND OTHER LIABILITIES - conclud.

### Explanatory Notes to Statement 6 - Conclud.

#### 4 Service of debt :-

Interest on debt and other obligations – The outstanding gross debt and other obligations and the total net amount of interest charges met from revenue during 2014-15 and 2015-16 were as shown below:-

Nature of Transactions	2015-16	2014-15	Net Increase (+) / Decrease (-) during the year
	<i>(₹ in crore)</i>		
<b>(i) Gross debt and other obligations outstanding at the end of the year :-</b>			
(a) Public Debt and Small Savings, Provident Funds etc.	4,79,28.83	3,70,81.02	1,08,47.81
(b) Other obligations	86,01.66	64,88.07	21,13.59
<b>Total (i)</b>	<b>5,65,30.49</b>	<b>4,35,69.09</b>	<b>1,29,61.40</b>
<b>(ii) Interest paid by Government :-</b>			
(a) On Public Debt and Small Savings, Provident Funds etc.	33,12.90	29,25.49	3,87.41
(b) On other obligations	7.18	3.66	3.52
<b>Total (ii)</b>	<b>33,20.08</b>	<b>29,29.15</b>	<b>3,90.93</b>
<b>(iii) Deduct :-</b>			
(a) Interest received on loans and advances given by Government	5.17	16.06	(-)10.89
(b) Interest realised on investment of cash balances	1,17.27	1,26.98	(-)9.71
<b>Total (iii)</b>	<b>1,22.44</b>	<b>1,43.04</b>	<b>(-)20.60</b>
<b>(iv) Net interest charges</b>	<b>31,97.64</b>	<b>27,86.11</b>	<b>4,11.53</b>
<b>(v) Percentage of gross interest (item (ii)) to total Revenue Receipts</b>	<b>8.17</b>	<b>9.28</b>	<b>(-)1.11</b>
<b>(vi) Percentage of net interest ( item (iv)) to total Revenue Receipts</b>	<b>7.87</b>	<b>8.83</b>	<b>(-)0.96</b>

## 7. STATEMENT OF LOANS AND ADVANCES GIVEN BY THE GOVERNMENT

### Section 1 : Summary of Loans and Advances: Loanee Groupwise

Sectors/ Loanee Groups <sup>[1]</sup>	Balance as on 1st April 2015 (*)	Disbursements during the year	Recoveries during the year	Loans and Advances written off	Balance as on 31 March 2016	Net Increase/ Decrease during the year	Interest payment during the year
1	2	3	4	5	6	7	8
<i>(₹ in crore)</i>							
<b>Social Services</b>							
(i) Universities/Academic Institutions	0.00	0.00	0.00	0.00	0.00	0.00	0.00
(ii) Panchayati Raj Institutions	0.75	0.00	0.00	0.00	0.75	0.00	0.00
(iii) Municipalities/ Municipal Councils / Municipal Corporations	1,53.81	0.00	0.00	0.00	1,53.81	0.00	0.00
(iv) Urban Development Authorities	3,72.33	19.16	0.00	0.00	3,91.49	19.16	0.00
(v) Housing Boards	21.92	23.50	0.00	0.00	45.42	23.50	0.00
(vi) State Housing Corporation	0.00	0.00	0.00	0.00	0.00	0.00	0.00
(vii) Statutory Corporations	0.00	0.00	0.00	0.00	0.00	0.00	0.00
(viii) Government Companies	0.00	0.00	0.00	0.00	0.00	0.00	0.00
(ix) Others	36.22	0.00	0.08	0.00	36.14	(-)0.08	0.00
<b>Total - Social Services</b>	<b>5,85.03</b>	<b>42.66</b>	<b>0.08</b>	<b>0.00</b>	<b>6,27.61</b>	<b>42.58</b>	<b>0.00</b>
<b>Economic Services</b>							
(i) Panchayati Raj Institutions	8.55	3.43	0.56	0.00	11.42	2.87	0.00
(ii) Municipalities/ Municipal Councils/ Municipal Corporations	5.95	0.00	0.00	0.00	5.95	0.00	0.00
(iii) Urban Development Authorities	0.00	0.00	0.00	0.00	0.00	0.00	0.00
(iv) Statutory Corporations	79,94.40	73,75.42	0.00	0.00	1,53,69.82	73,75.42	0.00



## 7. STATEMENT OF LOANS AND ADVANCES GIVEN BY THE GOVERNMENT - contd.

### Section 1 : Summary of Loans and Advances: Loanee Groupwise - conclud.

Sectors/ Loanee Groups <sup>(1)</sup>	Balance as on 1st April 2015 (*)	Disbursements during the year	Recoveries during the year	Loans and Advances written off	Balance as on 31 March 2016	Net Increase/ Decrease during the year	Interest payment during the year
1	2	3	4	5	6	7	8
<i>(₹ in crore)</i>							
(v) Government Companies	1,15.58	0.00	0.00	0.00	1,15.58	0.00	0.00
(vi) Co-operative Societies/ Co-operatives Corporations/ Banks <sup>(§)</sup>	52.52 <sup>(#)</sup>	8.85	0.08	0.00	61.29	8.77	0.00
(v) Others	0.00	0.00	0.00	0.00	0.00	0.00	0.00
<b>Total - Economic Services</b>	<b>81,77.00</b>	<b>73,87.70</b>	<b>0.64</b>	<b>0.00</b>	<b>1,55,64.06</b>	<b>73,87.06</b>	<b>0.00</b>
<b>Loans for Miscellaneous purposes</b>							
(i) Government Servants	(-)24.10	49.64	30.34	0.00	(-)4.80 <sup>(*)</sup>	19.30	0.00
(ii) Loans for Miscellaneous purposes	(-)0.77	0.00	0.00	0.00	(-)0.77 <sup>(*)</sup>	0.00	0.00
<b>Total - Loans for Miscellaneous purposes</b>	<b>(-)24.87</b>	<b>49.64</b>	<b>30.34</b>	<b>0.00</b>	<b>(-)5.57<sup>(*)</sup></b>	<b>19.30</b>	<b>0.00</b>
<b>Total - Loans and Advances</b>	<b>87,37.16</b>	<b>74,80.00</b>	<b>31.06</b>	<b>0.00</b>	<b>1,61,86.10</b>	<b>74,48.94</b>	<b>0.00</b>

(1) For details please refer to Statement No. 18 in Volume-II.

(\*) Apportionment of balances of the composite State of Bihar as on 14.11.2000 between the successor States, Bihar and Jharkhand have not been done so far (August 2016)

(§) Increased ₹ 0.01 crore due to rounding off.

(#) ₹ 10.58 crore loans for Co-operative Societies/Co-operatives corporations/Banks was wrongly shown under 'Social Services' during the year 2014-15 has been rectified and shown under 'Economic Services'. Hence the opening balance has been revised to that extent under 'Social Services' and 'Economic Services'.

## 7. STATEMENT OF LOANS AND ADVANCES GIVEN BY THE GOVERNMENT - contd.

In the following cases, loans have been sanctioned by the State Government as “Loan in Perpetuity”

Sl no.	Loanee entity	Year of sanction	Sanction order no.	Amount	Rate of Interest		
No such information available							
<b>Section 2 : Summary of Loans and Advances – Sector Groupwise</b>							
Sector	Balance on 1 April 2015	Disbursement during the year	Repayment during the year	Write off irrecoverable loans and advances	Balance on 31 March 2016	Net increase/ decrease during the year	Interest Payment in arrears
1	2	3	4	5	6	7	8
<i>(₹ in crore)</i>							
Loans for Social Services	5,85.03	42.66	0.08	0.00	6,27.61	42.58	0.00
Loans for Economic Services <sup>(S)</sup>	81,77.00	73,87.70	0.64	0.00	1,55,64.06	73,87.05	0.00
Loans for Government Servants	(-) 24.87	49.64	30.34	0.00	(-) 5.57	19.30	0.00
<b>Total</b>	<b>87,37.16</b>	<b>74,80.00</b>	<b>31.06</b>	<b>0.00</b>	<b>1,61,86.10</b>	<b>74,48.93</b>	<b>0.00</b>

(S) Decreased ₹ 0.01 crore due to rounding off.

## 7. STATEMENT OF LOANS AND ADVANCES GIVEN BY THE GOVERNMENT - contd.

### Section 3 : Summary of repayments in arrears from Loanee entities (@)

Loanee entity	Principal	Interest	Total	Earlier period to which arrears relate	Total loans outstanding against the entity as on 31 March 2016
1	2	3	4	5	6
<i>(₹ in crore)</i>					
<b>(i) Loans for Social Services:-</b>					
<b>Water Supply and Sanitation</b>					
Adityapur Notified Area Committee	0.59	3.75	<b>4.34</b>	2005-06	6.42
Basukinath Notified Area Committee	0.16	2.40	<b>2.56</b>	2005-06	2.88
Bokaro Municipalities	0.63	5.94	<b>6.57</b>	2006-07	6.64
Bundu Notified Area Committee	0.27	3.00	<b>3.27</b>	2006-07	3.76
Chaibasa Municipalities	0.31	3.05	<b>3.36</b>	2006-07	5.08
Chakradharpur Municipalities	0.31	4.20	<b>4.51</b>	2006-07	5.08
Chhata Tand Notified Area Committee	0.04	0.07	<b>0.11</b>	2006-07	1.92
Chakulia Notified Area Committee	0.23	2.65	<b>2.88</b>	2006-07	3.44
Chas Municipalities	1.28	3.34	<b>4.62</b>	2006-07	12.84
Chatra Municipalities	1.37	2.45	<b>3.82</b>	2006-07	13.56
Chattarpur Notified Area Committee	0.24	2.40	<b>2.64</b>	2006-07	3.52
Chirkunda Notified Area Committee	0.77	2.43	<b>3.20</b>	2006-07	7.76
Daltanganj Municipalities	1.62	6.41	<b>8.03</b>	2006-07	15.56
Deogher Municipalities	0.89	5.68	<b>6.57</b>	2006-07	8.72
Dhanbad Municipalities	0.97	6.79	<b>7.76</b>	2006-07	9.36
Dumka Municipalities	1.03	6.90	<b>7.93</b>	2006-07	9.84
Fusro Notified Area Committee	0.69	3.28	<b>3.97</b>	2006-07	7.12

(@) This section does not include the details of Loanee entity whose repayment of principal and interest is not yet due.

## 7. STATEMENT OF LOANS AND ADVANCES GIVEN BY THE GOVERNMENT - contd.

### Section 3 : Summary of repayments in arrears from Loanee entities - contd.

Loanee entity	Principal	Interest	Total	Earlier period to which arrears relate	Total loans outstanding against the entity as on 31 March 2016
1	2	3	4	5	6
<i>(₹ in crore)</i>					
Garhwa Municipalities	0.39	4.39	<b>4.78</b>	2006-07	4.72
Giridih Municipalities	0.60	4.84	<b>5.44</b>	2006-07	6.40
Godda Municipalities	0.38	4.41	<b>4.79</b>	2006-07	4.64
Gumla Municipalities	0.43	6.33	<b>6.76</b>	2006-07	5.04
Hazaribagh Municipalities	0.65	8.13	<b>8.78</b>	2006-07	7.80
Hussainabad Notified Area Committee	0.39	4.13	<b>4.52</b>	2006-07	4.72
Jamshedpur Notified Area Committee	0.48	7.43	<b>7.91</b>	2006-07	5.44
Jamtara Notified Area Committee	0.33	2.89	<b>3.22</b>	2006-07	4.24
Jashidih Notified Area Committee	0.38	2.86	<b>3.24</b>	2006-07	4.64
Jharia Notified Area Committee	0.38	4.36	<b>4.74</b>	2006-07	4.64
Jhumri Tillaiya Municipalities	0.32	4.15	<b>4.47</b>	2006-07	4.18
Jugasalai Municipalities	0.36	4.53	<b>4.89</b>	2006-07	4.48
Katras Notified Area Committee	0.37	4.25	<b>4.62</b>	2006-07	4.56
Kharswa Notified Area Committee	0.21	3.94	<b>4.15</b>	2006-07	3.28
Khunti Notified Area Committee	0.46	4.01	<b>4.47</b>	2006-07	5.28
Koderma Notified Area Committee	0.53	3.91	<b>4.44</b>	2006-07	5.84

## 7. STATEMENT OF LOANS AND ADVANCES GIVEN BY THE GOVERNMENT - contd.

### Section 3 : Summary of repayments in arrears from Loanee entities - contd.

Loanee entity	Principal	Interest	Total	Earlier period to which arrears relate	Total loans outstanding against the entity as on 31 March 2016
1	2	3	4	5	6
			<i>(₹ in crore)</i>		
Latehar Notified Area Committee	0.55	3.69	4.24	2006-07	6.00
Lohardaga Municipalities	0.60	5.16	5.76	2006-07	6.40
Madhupur Municipalities	0.30	4.03	4.33	2006-07	4.00
Mango Notified Area Committee	0.88	5.40	6.28	2006-07	8.64
Medininager Municipalities	0.44	3.61	4.05	2006-07	5.12
Mihijam Notified Area Committee	0.62	3.96	4.58	2006-07	6.53
Pakur Municipalities	0.45	4.14	4.59	2006-07	5.20
R.R.D.A. Ranchi	0.08	4.28	4.36	2006-07	2.24
Rajmahal Notified Area Committee	0.27	3.47	3.74	2006-07	3.76
Ranchi Municipalities	3.35	16.76	20.11	2006-07	28.40
Sahebganj Municipalities	0.28	5.35	5.63	2006-07	3.84
Saraikella Municipalities	0.24	3.78	4.02	2006-07	3.82
Simdega Notified Area Committee	0.26	3.26	3.52	2006-07	3.68
Sindri Circle Municipalities	0.23	3.95	4.18	2006-07	3.44
<b>Total Water Supply and sanitation</b>	<b>26.61</b>	<b>2,10.14</b>	<b>2,36.75</b>		<b>2,94.47</b>

## 7. STATEMENT OF LOANS AND ADVANCES GIVEN BY THE GOVERNMENT - contd.

### Section 3 : Summary of repayments in arrears from Loanee entities - contd.

Loanee entity	Principal	Interest	Total	Earlier period to which arrears relate	Total loans outstanding against the entity as on 31 March 2016
1	2	3	4	5	6
<i>(₹ in crore)</i>					
Housing					
Jharkhand State Housing Board	0.39	1.46	1.85	2006-07	46.37
<b>Total Housing</b>	<b>0.39</b>	<b>1.46</b>	<b>1.85</b>		<b>46.37</b>
Urban Development					
Adityapur Notified Area Committee	0.46	1.96	2.42	2006-07	11.50
Basukinath Notified Area Committee	0.34	1.21	1.55	2006-07	8.50
Bundu Notified Area Committee	0.27	0.19	0.46	2006-07	6.75
Chaibasa Municipalities	0.23	0.58	0.81	2006-07	5.75
Chakradharpur Municipalities	0.27	0.85	1.12	2006-07	6.75
Chakulia Notified Area Committee	0.22	0.05	0.27	2006-07	5.50
Chas Municipalities	0.23	0.80	1.03	2006-07	5.75
Chattarpur Notified Area Committee	0.04	0.19	0.23	2006-07	3.34
Chatra Municipalities	0.09	0.91	1.00	2006-07	3.38
Chirkunda Notified Area Committee	0.03	0.77	0.80	2006-07	1.75
Daltanganj Municipalities	1.62	1.12	2.74	2006-07	40.50
Deogher Municipalities	0.36	0.73	1.09	2006-07	9.27
Dhanbad Municipalities	2.57	10.21	12.78	2006-07	64.25

## 7. STATEMENT OF LOANS AND ADVANCES GIVEN BY THE GOVERNMENT - contd.

### Section 3 : Summary of repayments in arrears from Loanee entities - contd.

Loanee entity	Principal	Interest	Total	Earlier period to which arrears relate	Total loans outstanding against the entity as on 31 March 2016
1	2	3	4	5	6
			<i>(₹ in crore)</i>		
Dumka Municipalities	0.30	0.81	<b>1.11</b>	2006-07	7.50
Fusro Notified Area Committee	0.04	0.19	<b>0.23</b>	2006-07	1.12
Garhwa Municipalities	0.09	0.62	<b>0.71</b>	2006-07	2.25
Giridih Municipalities	0.19	0.96	<b>1.15</b>	2006-07	4.75
Godda Municipalities	0.07	0.51	<b>0.58</b>	2006-07	1.75
Gumla Municipalities	0.09	0.47	<b>0.56</b>	2006-07	3.25
Hazaribagh Municipalities	0.20	1.34	<b>1.54</b>	2006-07	5.21
Hussainabad Notified Area Committee	0.06	0.57	<b>0.63</b>	2006-07	1.50
Jamshedpur Notified Area Committee	0.45	0.59	<b>1.04</b>	2006-07	11.25
Jamtara Notified Area Committee	0.05	0.26	<b>0.31</b>	2006-07	1.56
Jashidih Notified Area Committee	0.03	0.14	<b>0.17</b>	2006-07	0.75
Jharia Notified Area Committee	0.21	0.68	<b>0.89</b>	2006-07	5.25
Jhumri Tillaiya Municipalities	0.12	0.58	<b>0.70</b>	2006-07	3.36
Jugasalai Municipalities	0.18	0.70	<b>0.88</b>	2006-07	4.50
Katras Notified Area Committee	0.03	0.16	<b>0.19</b>	2006-07	0.82
Kharswa Notified Area Committee	0.07	0.35	<b>0.42</b>	2006-07	1.75

## 7. STATEMENT OF LOANS AND ADVANCES GIVEN BY THE GOVERNMENT - contd.

### Section 3 : Summary of repayments in arrears from Loanee entities - contd.

Loanee entity	Principal	Interest	Total	Earlier period to which arrears relate	Total loans outstanding against the entity as on 31 March 2016
1	2	3	4		6
			<i>(₹ in crore)</i>		
Khunti Notified Area Committee	0.06	0.47	<b>0.53</b>	2006-07	1.72
Koderma Notified Area Committee	0.06	0.56	<b>0.62</b>	2006-07	1.95
Latehar Notified Area Committee	0.07	0.32	<b>0.39</b>	2006-07	1.93
Lohardaga Municipalities	0.30	0.97	<b>1.27</b>	2006-07	6.39
Madhupur Municipalities	0.11	0.86	<b>0.97</b>	2006-07	2.11
Mango Notified Area Committee	0.18	1.02	<b>1.20</b>	2006-07	1.34
Medininager Municipalities	0.08	0.34	<b>0.42</b>	2006-07	3.12
Mihijam Notified Area Committee	0.04	0.26	<b>0.30</b>	2006-07	2.10
Pakur Municipalities	0.14	1.05	<b>1.19</b>	2006-07	3.56
R.R.D.A. Ranchi	0.01	0.25	<b>0.26</b>	2006-07	4.11
Rajmahal Notified Area Committee	0.03	0.19	<b>0.22</b>	2006-07	0.98
Ranchi Municipalities	0.84	6.02	<b>6.86</b>	2006-07	22.93
Sahebganj Municipalities	0.08	0.77	<b>0.85</b>	2006-07	0.78
Saraikella Municipalities	0.06	0.58	<b>0.64</b>	2006-07	0.22
Simdega Notified Area Committee	0.12	0.69	<b>0.81</b>	2006-07	3.76
Sindri Circle Municipalities	0.05	0.97	<b>1.02</b>	2006-07	0.68
<b>Total Urban Development</b>	<b>11.14</b>	<b>43.82</b>	<b>54.96</b>		<b>2,87.24</b>



**7. STATEMENT OF LOANS AND ADVANCES GIVEN BY THE GOVERNMENT - contd.**

**Section 3 : Summary of repayments in arrears from Loanee entities - contd.**

Loanee entity	Principal	Interest	Total	Earlier period to which arrears relate	Total loans outstanding against the entity as on 31 March 2016
1	2	3	4	5	6
<i>(₹ in crore)</i>					
<b>Co-operations</b>					
Registrar of Co-operative Societies	4.93	5.70	<b>10.63</b>	2006-07	60.85
<b>Total Co-operatives</b>	<b>4.93</b>	<b>5.70</b>	<b>10.63</b>		<b>60.85</b>
<b>(ii) Loans for Economic Services:-</b>					
<b>Rural Development</b>					
Bokaro District Council	0.21	1.21	<b>1.42</b>	2006-07	2.15
Chatra District Council	0.09	1.31	<b>1.40</b>	2006-07	0.33
Deoghar District Council	0.07	1.33	<b>1.40</b>	2006-07	0.56
Dhanbad District Council	0.20	0.82	<b>1.02</b>	2006-07	2.71
Dumka District Council	0.32	1.16	<b>1.48</b>	2006-07	1.97
Garhwa District Council	0.14	0.68	<b>0.82</b>	2006-07	0.43
Giridih District Council	0.16	1.05	<b>1.21</b>	2006-07	1.36
Godda District Council	0.05	1.08	<b>1.13</b>	2006-07	0.22
Gumla District Council	0.06	0.73	<b>0.79</b>	2006-07	0.29
Chaibasa District Council	0.17	0.67	<b>0.84</b>	2011-12	4.62
Hazaribagh District Council	0.21	0.90	<b>1.11</b>	2011-12	0.74
Jamshedpur District Council	0.31	1.46	<b>1.77</b>	2011-12	0.56

## 7. STATEMENT OF LOANS AND ADVANCES GIVEN BY THE GOVERNMENT - conclud.

### Section 3 : Summary of repayments in arrears from Loanee entities - conclud.

Loanee entity	Principal	Interest	Total	Earlier period to which arrears relate	Total loans outstanding against the entity as on 31 March 2016
1	2	3	4	5	6
			<i>(₹ in crore)</i>		
Koderma District Council	0.14	1.37	1.51	2011-12	0.07
Latehar District Council	0.25	0.69	0.94	2011-12	0.54
Lohardaga District Council	0.15	0.69	0.84	2011-12	0.22
Pakur District Council	0.14	0.14	0.28	2011-12	0.98
Palamau District Council	0.35	1.18	1.53	2011-12	0.58
Ranchi District Council	0.43	1.10	1.53	2011-12	1.36
Sahebganj District Council	0.15	1.40	1.55	2011-12	0.38
<b>Total Rural Development</b>	<b>3.60</b>	<b>18.97</b>	<b>22.57</b>		<b>20.07</b>
<b>Industries and Minerals</b>					
Jharkhand State					
Bihar Sponge Iron Limited	5.42	5.17	10.59	2011-12	27.65
<b>Total Industry and Mineral</b>	<b>5.42</b>	<b>5.17</b>	<b>10.59</b>		<b>27.65</b>
<b>Power</b>					
Jharkhand State Electricity Board	3,11.17	5,23.53	8,34.70	2011-12	80,18.80
Jharkhand Bijli Witrans Nigam Ltd.	17.53	22.79	40.32	2013-14	6,12.76
Jharkhand Urja Sancharan Nigam Ltd.	0.00	0.00	0.00		67,12.66
Jharkhand Urja Utpadan Nigam Ltd.	0.00	0.00	0.00		50.00
Tenughat Vidyut Nigam Limited	55.69	72.40	1,28.09	2011-12	60.80
<b>Total Power</b>	<b>3,84.39</b>	<b>6,18.72</b>	<b>10,03.11</b>		<b>1,54,55.02</b>
<b>(iii) Loans to Government Servants</b>					
State Government Employees	0.00	0.00	0.00		(-) 5.57 (*)
<b>Total Government Employees</b>	<b>0.00</b>	<b>0.00</b>	<b>0.00</b>		<b>(-) 5.57 (*)</b>
<b>Grand Total</b>	<b>4,36.48</b>	<b>9,03.98</b>	<b>13,40.46</b>		<b>1,61,86.10</b>

(\*) Apportionment of balances of the composite State of Bihar as on 14.11.2000 between the successor States, Bihar and Jharkhand have not been done so far (August 2016).

## 8. STATEMENT OF INVESTMENTS OF THE GOVERNMENT

Comparative summary of Government Investment in the share capital of different concerns for 2014-15 and 2015-16

Name of the concern	2014-15			2015-16		
	Number of concerns	Investment at the end of the year	Dividend/ Interest received during the year	Number of concerns	Investment at the end of the year	Dividend/ Interest received during the year
1	2	3	4	5	6	7
			<i>(₹ in crore)</i>			
			<i>(₹ in crore)</i>			
1. Statutory Corporations	0	0.00	0.00	0	0.00	0.00
2. Rural Banks <sup>(S)</sup>	1	45.73	0.00	1	45.73	0.00
3. Government Companies <sup>(S)(#)</sup>	11	79.30	0.00	12	91.80	0.47
4. Other Joint Stock Companies and Partnerships	0	0.00	0.00	0	0.00	0.00
5. Co-operative Institutions and Local Bodies <sup>(S)(@)</sup>	18	1,16.22	0.00	19	1,24.18	0.00
<b>Total</b>	<b>30</b>	<b>2,41.25</b>	<b>0.00</b>	<b>32</b>	<b>2,61.71</b>	<b>0.47</b>

(S) For Entity wise and Major head wise detailed Investment, please see Statement No. 19.

(#) Includes ₹ 35.85 crore from expenditure head (Revenue Accounts).

(@) Includes ₹ 53.87 crore from expenditure head (Revenue Accounts).

## 9. STATEMENT OF GUARANTEES GIVEN BY THE GOVERNMENT

(i) Sector wise details of Guarantees given by the State Government for repayment of loans, etc. raised by Statutory Corporations, Government Companies, Local Bodies and Other institutions during the year and sums guaranteed outstanding on the 31st March 2016 in various sectors are shown below:-

Sector (no. of Guarantees within bracket)	Maximum amount guaranteed during the year 2014-15	Outstanding at the beginning of the year 2015-16	Additions during the year 2015-16	Deletions (other than invoked) during the year 2015-16	Invoked during the year 2015-16	Discharged	Not Discharged	Outstanding at the end of the year 2015-16	Guarantee commission or fee	Receivable	Received	Other material details
1	2	3	4	5	6	7	8	9	10	11	11	
<i>(₹ in crore)</i>												
Economic Sector (1) (Power)	0.00	157.15	0.00	0.00	0.00	0.00	0.00	157.15	0.00	0.00	0.00	

(ii) Sector wise details for each class for letter of comfort given by the State Government for repayment of loans, etc. raised by Statutory Corporations, Government Companies, Local Bodies and Other institutions during the year and sums guaranteed outstanding on the 31st March 2016 in various sectors are shown below:-

Class and Sector	No. of letter of comfort	Total amount for which letters of comfort issued	Details of invocation, if any	Other material details
1	2	3	4	5
<i>(₹ in crore)</i>				
Economic Sector (Power)	W&M (13) 18/ 2012- 64/ Budget dated 07.02.2013	77.78	Government of Jharkhand conveys State Guarantee for opening additional letter of credit for Jharkhand State Electricity Board for payment of monthly bill against the electricity being purchased from DVC.	The format for opening of this additional letter of credit will be signed by the DDO of Energy Department as State Guarantor.

## 10. STATEMENT OF GRANTS-IN-AID GIVEN BY THE GOVERNMENT

(i) Grants-in-aid paid in cash						
Grantee Institutions	Grants Released			Grants for creation of Capital Assets		
	2015-16			2014-15	2015-16	2014-15
	Non-Plan	Plan including CSS and CPS	Total			
<i>(₹ in crore)</i>						
<b>1 Panchayati Raj Institutions</b>						
(i) Zilla Parishads	4,01.54	30,05.94	<b>34,07.48</b>	<b>5,32.10</b>	<b>2,67.01</b>	<b>1,26.85</b>
(ii) Panchayat Samities	0.00	0.00	<b>0.00</b>	<b>28,46.32</b>	<b>0.00</b>	<b>12,18.56</b>
(iii) Gram Panchayats	0.00	0.00	<b>0.00</b>	<b>0.00</b>	<b>0.00</b>	<b>0.00</b>
<b>2 Urban Local Bodies</b>						
(i) Municipal Corporations	1,32.77	45.02	<b>1,77.79</b>	<b>15,77.03</b>	<b>5.00</b>	<b>10,93.71</b>
(ii) Municipalities/ Municipal Councils	76.79	13,91.15	<b>14,67.94</b>	<b>42.74</b>	<b>90.32</b>	<b>0.00</b>
(iii) Others	36.00	1,49.04	<b>1,85.04</b>	<b>0.00</b>	<b>22.19</b>	<b>0.00</b>
<b>3 Public Sector Undertakings</b>						
(i) Government Companies	15,99.99	8,73.95	<b>24,73.94</b>	<b>13,51.63</b>	<b>29.80</b>	<b>0.00</b>
(ii) Statutory Corporations	1,99.98	13,13.62	<b>15,13.60</b>	<b>22,92.23</b>	<b>0.00</b>	<b>22,92.23</b>
<b>4 Autonomous Bodies</b>						
(i) Universities	6,29.89	1,96.35	<b>8,26.24</b>	<b>15,76.03</b>	<b>3,13.14</b>	<b>8,21.22</b>

**10. STATEMENT OF GRANTS-IN-AID GIVEN BY THE GOVERNMENT- contd.**

**(i) Grants-in-aid paid in cash - conclud.**

Grantee Institutions	Grants Released			Grants for creation of Capital Assets		
	2015-16		2014-15	2015-16	2014-15	
	Non-Plan	Plan including CSS and CPS	Total			
						<i>(₹ in crore)</i>
(ii) Development Authorities	2,81.74	31,28.79	<b>34,10.53</b>	<b>2,16.08</b>	<b>0.00</b>	<b>1,29.28</b>
(iii) Cooperative Institutions	0.28	0.00	<b>0.28</b>	<b>1,42.55</b>	<b>0.00</b>	<b>50.75</b>
(iv) Others	5,11.37	7,32.18	<b>12,43.55</b>	<b>5,78.29</b>	<b>0.00</b>	<b>4,66.18</b>
<b>5 Non-Government Organisations</b>	<b>0.00</b>	<b>0.00</b>	<b>0.00</b>	<b>6,84.99</b>	<b>0.00</b>	<b>4,77.45</b>
<b>6 Others</b>	<b>3.46</b>	<b>1,81.07</b>	<b>1,84.53</b>	<b>5,64.03</b>	<b>0.61</b>	<b>2,34.91</b>
<b>Total</b>	<b>38,73.81</b>	<b>1,10,17.11</b>	<b>1,48,90.92</b>	<b>1,24,04.02</b>	<b>7,28.07</b>	<b>69,11.14</b>

**10. STATEMENT OF GRANTS-IN-AID GIVEN BY THE GOVERNMENT - conclud.**  
**(ii) Grants-in-aid given in kind <sup>(1)</sup>**

<b>Grantee Institutions</b>	<b>Total Value</b>	
	<b>(₹ in crore)</b>	
	<b>2015-16</b>	<b>2014-15</b>
<b>1 Panchayati Raj Institutions</b>		
(i) Zilla Parishads		
(ii) Panchayat Samitees		
(iii) Gram Panchayats		
<b>2 Urban Local Bodies</b>		
(i) Municipal Corporations		
(ii) Municipalities/ Municipal Councils		
(iii) Others		
<b>3 Public Sector Undertakings</b>		
(i) Government Companies		
(ii) Statutory Corporations		
<b>4 Autonomous Bodies</b>		
(i) Universities		
(ii) Development Authorities		
(iii) Cooperative Institutions		
(iv) Others		
<b>5 Non-Government Organisations</b>		
<b>6 Others</b>		
<b>Total</b>		

(1) The information is awaited from State Government (August 2016).

## 11. STATEMENT OF VOTED AND CHARGED EXPENDITURE

Particulars	2015-16			2014-15		
	Charged	Voted	Total	Charged	Voted	Total
<i>(₹ in crore)</i>						
Expenditure Heads (Revenue Account)	33,86.41	3,31,66.42	<b>3,65,52.83</b>	29,89.77	2,88,05.13	<b>3,17,94.90</b>
Expenditure Heads (Capital Account)	0.00	81,58.52	<b>81,58.52</b>	0.00	55,42.94	<b>55,42.94</b>
Disbursement under Public Debt, Loans and Advances, Inter-State Settlement and Transfer to Contingency Fund <sup>(1)</sup>	22,45.93	74,80.00	<b>97,25.93</b>	18,79.88	8,23.78	<b>27,03.66</b>
<b>Total</b>	<b>56,32.34</b>	<b>4,88,04.94</b>	<b>5,44,37.28</b>	<b>48,69.65</b>	<b>3,51,71.85</b>	<b>4,00,41.50</b>
(a) The figures have been arrived as follows:-						
<b>E. Public Debt</b>						
Internal Debt of the State Government	20,79.42	0.00	<b>20,79.42</b>	17,21.71	0.00	<b>17,21.71</b>
Loans and Advances from the Central Government	1,66.51	0.00	<b>1,66.51</b>	1,58.17	0.00	<b>1,58.17</b>
<b>F. Loans and Advances<sup>(*)</sup></b>						
Loans for General Services	0.00	0.00	<b>0.00</b>	0.00	0.00	<b>0.00</b>
Loans for Social Services	0.00	42.66	<b>42.66</b>	0.00	19.99	<b>19.99</b>
Loans for Economic Services	0.00	73,87.69	<b>73,87.69</b>	0.00	7,86.85	<b>7,86.85</b>
Loans to Government Servants, etc.	0.00	49.64	<b>49.64</b>	0.00	16.94	<b>16.94</b>
Loans for Miscellaneous Purpose	0.00	0.00	<b>0.00</b>	0.00	0.00	<b>0.00</b>
<b>G. Inter-State Settlement</b>						
Inter-State Settlement	0.00	0.00	<b>0.00</b>	0.00	0.00	<b>0.00</b>
<b>H. Transfer to Contingency Fund</b>						
Transfer to Contingency Fund	0.00	0.00	<b>0.00</b>	0.00	0.00	<b>0.00</b>

(1) A more detailed account is given in Statement No. 18

(\*) A more detailed account is given in Statement No. 16



**11. STATEMENT OF VOTED AND CHARGED EXPENDITURE - conclud.**

(i) The percentage of charged expenditure and voted expenditure to total expenditure during 2014-15 and 2015-16 was as under:-

<b>Year</b>	<b>Percentage of total expenditure</b>	
	<b>Charged</b>	<b>Voted</b>
2014-15	<i>12.16</i>	87.84
2015-16	<i>10.35</i>	89.65

**12. STATEMENT ON SOURCES AND APPLICATION OF FUNDS FOR EXPENDITURE  
OTHER THAN ON REVENUE ACCOUNT**

	<b>On 1 April 2015</b>	<b>During the year 2015-16</b>	<b>On 31 March 2016</b>
		<i>(₹ in crore)</i>	
<b>Capital and other expenditure-</b>			
<b>Capital Expenditure (Sub-sector-wise) -</b>			
<b>(i) General Services-</b>			
Other Fiscal Services	15.43	32.34	47.77
Police	8,31.79	2,09.63	10,41.42
Public Works	6,56.69	3,28.21	9,84.90
Other Administrative Services	81.81	1.18	82.99
<b>(ii) Social Services-</b>			
Education, Sports, Art and Culture	15,48.20	1,03.39	16,51.59
Health and Family Welfare	15,05.36	3,39.87	18,45.23
Information and Publicity	0.45	0.55	1.00
Water Supply, Sanitation, Housing and Urban Development	43,28.35	2,47.02	45,75.37
Welfare of Scheduled Castes, Scheduled Tribes and other Backward Classes	13,04.97	2,34.38	15,39.35
Social Security and Welfare	3,73.02	88.80	4,61.82
Other Social Services	43.47	9.40	52.87

**12. STATEMENT ON SOURCES AND APPLICATION OF FUNDS FOR EXPENDITURE  
OTHER THAN ON REVENUE ACCOUNT - contd.**

	On 1 April 2015	During the year 2015-16	On 31 March 2016
		<i>(₹ in crore)</i>	
<b>(iii) Economic Services-</b>			
Agriculture and Allied Activities	2,53.29	1,14.65	3,67.94
Rural Development	92,42.89	17,51.54	1,09,94.43
Irrigation and Flood Control(*)	48,33.74(*)	11,56.94	59,90.68
Energy	2,03.23	0.00	2,03.23
Industry and Minerals	15.38	1.00	16.38
Transport	1,05,13.09	34,76.19	1,39,89.28
General Economic Services	2,63.63	63.42	3,27.05
<b>Total Capital Expenditure</b>	<b>3,60,14.79</b>	<b>81,58.51</b>	<b>4,41,73.30</b>

(\*) Includes ₹ 3,24.60 crore being reimbursement from Orissa Government for Swarnrekha Project shown as “Deduct receipts and recoveries on Capital Account” during 2014-15.

**12. STATEMENT ON SOURCES AND APPLICATION OF FUNDS FOR EXPENDITURE  
OTHER THAN ON REVENUE ACCOUNT - contd.**

	On 1 April 2015	During the year 2015-16	On 31 March 2016
		<i>(₹ in crore)</i>	
<b>Loans and Advances-</b>			
Loans and Advances for various services:-			
Water Supply, Sanitation, Housing and Urban Development	5,85.42	42.66	6,28.08
Social Welfare and Nutrition	(-)0.40	(-)0.08	(-)0.48 <sup>(@)</sup>
Agriculture and Allied Activities	52.48	8.77	61.25
Rural Development	17.28	2.87	20.15
Energy	80,79.60	73,75.42	1,54,55.02
Industries and Minerals	27.65	0.00	27.65
Loans to Government Servants	(-)24.87	19.30	(-)5.57 <sup>(@)</sup>
<b>Total Loans and Advances</b>	<b>87,37.16</b>	<b>74,48.94</b>	<b>1,61,86.10</b>
<b>Total - Capital and other expenditure</b>	<b>4,47,51.95</b>	<b>1,56,07.45</b>	<b>6,03,59.40</b>
<b>Inter-State Settlement</b>	<b>0.00</b>	<b>0.00</b>	<b>0.00</b>
<b>Net - Capital and other expenditure</b>	<b>4,47,51.95</b>	<b>1,56,07.45</b>	<b>6,03,59.40 <sup>(x)</sup></b>

(@) Minus balance is due to non-allocation of balances of composite Bihar between successor States, Bihar and Jharkhand (August 2016).

**12. STATEMENT ON SOURCES AND APPLICATION OF FUNDS FOR EXPENDITURE  
OTHER THAN ON REVENUE ACCOUNT - contd.**

	On 1 April 2015	During the year 2015-16	On 31 March 2016
		<i>(₹ in crore)</i>	
<b>Principal Sources of Funds--</b>			
<b>Debt-</b>			
Internal Debt of the State Government	3,27,55.36	1,10,00.21	4,37,55.57
Loans and Advances from the Central Government	20,86.98	(-) 1.50	20,85.48
Small Savings, Provident Funds, etc.	13,56.02	(-) 1,58.85	11,97.17
<b>Total Debt</b>	<b>3,61,98.36</b>	<b>1,08,39.86</b>	<b>4,70,38.22</b>
<b>Other Obligations-</b>			
Transfer to Contingency fund	5,00.00 <sup>(#)</sup>	0.00	5,00.00
Reserve Funds	8,66.79	9.67	8,76.46
Deposits and Advances	65,00.13	21,11.16	86,11.29
Suspense and Miscellaneous (Other than amount closed to Government Account and Cash Balance Investment Account)	99.22	16.82	1,16.04
Remittances	(-) 23.40 <sup>(\$)</sup>	0.73	(-) 22.67
<b>Total Other Obligations</b>	<b>79,42.74</b>	<b>21,38.38</b>	<b>1,00,81.12</b>
<b>Total Debt and Other Receipts</b>	<b>4,41,41.10</b>	<b>1,29,78.24</b>	<b>5,71,19.34</b>

(\$) Debit balance of ₹ 4,69.91 crore has been dropped due to adjustment of Odisha share on Swarnrekha Projects and misclassification between Works and Forest Remittances.

(#) Jharkhand Government has enhanced the permanent structure, ₹1,50.00 crore to ₹,500.00 crore of Contingency Fund from the year 2015-16 (w.e.f. 01.04.2015) onwards vide, Jharkhand Contingency Fund (Amendment) Act 2015 (Jharkhand Act no. 05/2015).

**12. STATEMENT ON SOURCES AND APPLICATION OF FUNDS FOR EXPENDITURE  
OTHER THAN ON REVENUE ACCOUNT - conold.**

	On 1 April 2015	During the year 2015-16	On 31 March 2016
		<i>(₹ in crore)</i>	
Deduct- Cash balance	(-) 2,24.13	20.20	(-) 2,03.93 <sup>(#)</sup>
Deduct-Investments	6,66.13	14,36.11	21,02.24
Net provision of funds	4,33,49.10	1,15,21.93	5,52,21.03 <sup>(y)</sup>
Revenue surplus(+)/ deficit(-) during the year		40,85.52	
Inter State Settlement			
<b>Net Provision of Funds for 2015-16</b>		<b>1,56,07.45</b>	

(x) & (y): The difference of ₹ 51,38.37 crore between the net Capital and other expenditure (x) and the net provision of funds (y) on 31.3.2016 is explained below :-

	<i>(₹ in crore)</i>
1. Cumulative Revenue surplus(+)/ deficit(-) as on 31.03.2015	83,72.18
2. Revenue surplus (2015-16)	40,85.52
3. Appropriation to Contingency Fund	(-) 5,00.00
4. Public Debt apportioned from Composite Bihar	(-) 59,61.94
5. Cash balance apportioned from Composite Bihar	(-) 28.72
6. Inter State Settlement balance apportioned from Composite Bihar during 2008-09	(-) 1,45.87
7. Inter State Settlement balance apportioned from Composite Bihar during 2010-11	1.40
8. Inter State Settlement balance apportioned from Composite Bihar during 2011-12	(-) 75.41
9. Write off of Central CSS and CPS loans on the recommendation of 13th Finance Commission	20.61
10. Inter State Settlement related to payment of pension liabilities to Bihar during 2012-13	(-) 1,00.00
11. Inter State Settlement related to payment of pension liabilities to Bihar during 2013-14	(-) 50.00
12. Drop of balances of outstanding Treasury Suspense	(-) 9.49
13. Drop of outstanding balances under 8782- 102 Public Works Remittances due to adjustment of Odisha share of Swarnrekha Projects and misclassification 103 Forest Remittances.	(-) 4,69.91
<b>Total</b>	<b>51,38.37</b>

(#) Please see footnote in Statement No. 21

**13. SUMMARY OF BALANCES UNDER CONSOLIDATED FUND,  
CONTINGENCY FUND AND PUBLIC ACCOUNT**

A. The following is a summary of the balances as on 31 March 2016:-

Debit Balance	Sector of the General Account	Name of Account	Credit Balance
1	2	3	4
	<i>(₹ in crore)</i>		<i>(₹ in crore)</i>
		Consolidated Fund-	
		Government Account <sup>[1]</sup>	
3,90,34.94 (*)	A to D, G, H and Part of L	Public Debt	4,58,41.06
	E	Loans and Advances	
1,61,86.10	F	Contingency Fund	5,00.00
		Public Account-	
	I	Small Savings, Provident Funds, etc.	
		(b) State Provident Funds	20,16.73
		(c) Other Accounts	(-) 8,19.56
	J	Reserve Funds-	
		(a) Reserve Funds bearing interest	8,76.46
		(b) Reserve Funds not bearing interest	0.00
		Gross balance	
		Investment	

[1] To understand how the figure under "Government Account" has been arrived at, please see 'B' at page 58.

(\*) Increase of ₹ 3,50.00 crore in the corpus of Contingency Fund during the year 2015-16 has been included in the Government Account.

**13. SUMMARY OF BALANCES UNDER CONSOLIDATED FUND,  
CONTINGENCY FUND AND PUBLIC ACCOUNT - contd.**

Debit Balance	Sector of the General Account	Name of Account	Credit Balance
1	2	3	4
	<i>(₹ in crore)</i>		<i>(₹ in crore)</i>
	K	Deposits and Advances-	
		(a) Deposits bearing interest	14.13
		(b) Deposits not bearing interest	86,01.67
4.50		(c) Advances	
	L	Suspense and Miscellaneous-	
21,02.24		Investment	
		Other Items (net)	1,16.03
	M	Remittances	(-) 22.67
(-) 2,03.93	N	Cash balance (closing) <sup>(2)</sup>	
<b>5,71,23.85</b>		<b>Total</b>	<b>5,71,23.85</b>

(2) As regards Reserve Bank Deposits which is a component of the cash balance of the Government, there was a difference between the figures reflected in the accounts and that intimated by the Reserve Bank of India. Footnote (\*) under N-Cash Balance of Statement 21 in Volume II may please be referred to for details.



**13. SUMMARY OF BALANCES UNDER CONSOLIDATED FUND,  
CONTINGENCY FUND AND PUBLIC ACCOUNT - contd.**

“**B. Government Account** : Under the system of book-keeping followed in Government accounts, the amount booked under revenue, capital and other transactions of Government the balances of which are not carried forward from year to year in the accounts, are closed to a single head called “Government Account”. The balance under this head represents the cumulative result of all such transactions“

To this, the balances under Public Debt, Loans and Advances, Small Savings, Provident Funds, Reserve Funds, Deposits and Advances, Suspense and Miscellaneous (Other than Miscellaneous Government Account), Remittances and Contingency Fund, etc. are added and the closing cash balance at the end of the year is to be worked out and proved.

The other headings in the summary take into account the balances under all accounts heads in Government books in regard to which Government has a liability to repay the money received or has a claim to recover the amounts paid and also heads of account opened in the books for adjustment of remittance transactions.

It must be understood that these balances cannot be regarded as a complete record of the financial position of the Government as it does not take into account all the physical assets of the State, such as lands, buildings, communication, etc. nor any accrued dues or outstanding liabilities which are not brought to account under the cash basis of accounting followed by Government.

The net amount at the debit of Government Account at the end of the year has been arrived at as under:-

Debit	Details	Credit
<i>(₹ in crore)</i>		<i>(₹ in crore)</i>
3,46,11.95	A-Amount at the debit of Government Account on 1st April 2015	
	B-Receipt Heads-(Revenue Account)	4,06,38.35
3,65,52.83	C-Expenditure Heads-(Revenue Account)	
81,58.51	D-Expenditure Heads-(Capital Account)	
0.00	F-Inter State Settlement	
3,50.00	G-Transfer to Contingency Fund	
	H-Amount at the debit of Government Account on 31 March 2016	3,90,34.94
<b>7,96,73.29</b>	<b>Total</b>	<b>7,96,73.29</b>

**13. SUMMARY OF BALANCES UNDER CONSOLIDATED FUND,  
CONTINGENCY FUND AND PUBLIC ACCOUNT - conclud.**

- (i) In a number of cases, there are unreconciled differences in the closing balance as reported in the statement of 'Receipts, Disbursements and Contingency Fund and Public Account' (Statement No. 21) and that shown in separate Registers or other records maintained in the Accounts Office/ Departmental Offices for the purpose. Steps are being taken to settle the discrepancies.
- (ii) The balances are communicated to the officers concerned every year for verification and acceptance thereof. In a large number of cases such acceptances have not been received.
- (iii) The cases where acceptances of balances have been delayed and the amounts involved are considerable have been mentioned in Appendix VII.
- (iv) Cases where details/documents are awaited in connection with reconciliation of balances are detailed in Appendix VII.

## Notes to Accounts

### **1. Summary of Significant Accounting Policies:**

**(i) Entity and Accounting Period :** These accounts present the transactions of the Government of Jharkhand for the period 1 April 2015 to 31 March 2016 and have been compiled based on the initial accounts rendered by 26 District Treasuries, 06 Sub-treasuries, 252 Public Works Divisions (including River Valley Projects), 113 Forest Divisions and Advices of the Reserve Bank of India. Delays in monthly rendition of accounts were negligible and no accounts were excluded at the end of the year.

**(ii) Basis of Accounting :** With the exception of some book adjustments (**Annexure – A**), the accounts represent the actual cash receipts and disbursements during the accounts period. Physical Assets and Financial Assets such as investments etc. are shown at historical cost i.e., the value at the year of acquisition/ purchase. Physical assets are not depreciated or amortised. Losses in physical assets at the end of their life have not been expensed or recognised.

Retirement benefits disbursed during the accounts period have been reflected in the accounts but the future pension liability of the Government, i.e., the liability towards payment of retirement benefits for the past and the present service of its employees is not included in the accounts.

**(iii) Currency in which Accounts are kept :** The accounts of Government of Jharkhand are maintained in Indian Rupees (₹).

**(iv) Form of Accounts :** Under Article 150 of the Constitution, the accounts of the Union and of the States are kept in such form as the President may, on the advice of the Comptroller and Auditor General, prescribe. The word “form” used in Article 150 has a comprehensive meaning so as to include the prescription not only of the broad form in which the accounts are to be kept but also the basis for selecting appropriate heads under which the transaction are to be classified.

### **(v) Classification between Revenue and Capital :**

**(a)** Revenue expenditure is recurring in nature and is intended to be met from revenue receipts. Capital expenditure is defined as expenditure incurred with the object of increasing concrete assets of a material and permanent character or of reducing permanent liabilities. However, the Government has incorrectly provided an amount of ₹ 7.80 crore towards “Major Works” under the Revenue Section and incurred expenditure from the same head during the year as indicated in **Annexure-B**.

**(b)** Expenditure relating to Grants-in-aid as per the Indian Government Accounting Standard (IGAS) – 2 is to be classified as Revenue expenditure. The State Government made budget provision and classified ₹ 8.15 crore Grants-in-aid given by the State under Capital Major Head 4702- Capital outlay on Minor Irrigation for Jharkhand State Water Society. The matter has been brought to the notice of the State Government but remained uncorrected.

## 2. Quality of accounts

### (i) Booking under Minor Head 800- ‘Other Receipts’ and ‘Other Expenditure’

₹ 1,155.07 crore was booked under Minor Head “800- Other Expenditure” under 15 Revenue, Capital and Loans and Advances. Instances where substantial proportion (10 *Per cent* or more) of the expenditure were classified under Minor Head 800 Other expenditure are listed in **Annexure – C**. Similarly ₹ 1,425.54 crore under 47 Revenue Major Heads of accounts on the receipts side was classified under the Minor Head “800 Other Receipts” under the concerned Major Heads. Routine operation of Minor Heads 800 is to be discouraged, since it renders the accounts non-transparent. Instances where a substantial proportion (10 *per cent* or more) of the receipts were classified under the Minor Head 800 Other receipts are listed in **Annexure- D**.

### (ii) Unadjusted Abstract Contingency Bills (AC) Bills

Drawing and Disbursing Officers are authorized to draw sums of money by preparing Abstract Contingency (AC) bills to meet unforeseen expenditure by debiting Service Heads. They are required to present Detailed Contingency (DC) bills with supporting documents which are to reach the office of the Accountant General (A&E) within a month of drawal of the AC bill. 10,983 AC bills amounting to ₹ 5,471 crore for the period 2000-01 to 2015-16 are outstanding as on 31 March 2016. Prolonged non-submission of supporting DC bills renders the expenditure under AC bills irregular. Details are given below:-

**1 : Table for Abstract Contingency (AC) Bills**

Year	Number of pending DC bills	Amount (₹ in crore)
Upto 2013-14	10,211	3,900
2014-15	16	405
2015-16	756	1,166
<b>Total</b>	<b>10,983</b>	<b>5,471</b>

Out of ₹ 1,225 crore drawn against AC bills in 2015-16, AC bills amounting to ₹ 639 crore (52.16 *per cent*) were drawn in March 2016 alone and of this ₹ 370 crore (30.20 *per cent*) was drawn on the last day of the financial year. Significant expenditure against AC bills in March indicates that the drawal was primarily to exhaust the budget and reveals inadequate budgetary control. This was repeatedly brought to the notice of the State Government; however no improvement of the status was noticed.

### (iii) Outstanding Utilization Certificates against Grants-in-aid sanctioned by the State Government

In terms of rule 429 of the Jharkhand Treasury Code, Grants-in-aid are disbursed on the basis of authorities issued by Accountant General (A&E), against the sanctions of the State

Government. However, issue of authorities by the Accountant General (A&E) for disbursement of Grants-in-aid had been dispensed with through the Notification issued by the Government of Jharkhand vide No.Fin-20/Misc-1008/2015-759/vi dated 20.03.2015. However Utilization Certificates (UCs) are to be submitted to the Accountant General (A&E) office within one year of disbursement. For the UCs outstanding beyond the specified periods, assurance cannot be provided on utilization of the grants for intended purposes. The status of outstanding UCs is mentioned below:

**2 : Table for Utilization Certificates (UCs)**

<b>Year(*)</b>	<b>Number of Utilization Certificate awaited</b>	<b>Amount (₹ in crore)</b>
Upto 2013-14	4,104	2,968.19
2014-15	1,602	2,039.95
2015-16	2,676	17,317.54
<b>Total</b>	<b>8,382</b>	<b>22,325.68</b>

(\* The year mentioned above relates to “Due Year” i.e., after 12 months of actual drawal.)

This issue was repeatedly brought to the notice of the State Government.

**(iv) Reconciliation of Receipts and Expenditure**

Rule 475 (viii) of the Jharkhand Financial Rules require all Controlling Officers to reconcile the Receipt and Expenditure of the Government with the figures accounted for by the Accountant General (A&E).

Expenditure of ₹ 26,523.63 crore (48.72 *per cent* of total Consolidated Fund expenditure) and Receipts of ₹ 36,623.69 crore (67.93 *per cent* of total Consolidated Fund receipts) was reconciled by 56 *per cent* (101 of 180 Controlling Officers) for expenditure and 29 *per cent* (29 of 100 Controlling Officers) for Receipts respectively, which restricts the assurance and correctness of the Receipts and Expenditure figures in the annual accounts.

**(v) Cash Balance**

Out of a difference of ₹ 10.94 crore (Cr) between the Cash balance worked out by the Accountant General (A&E) and that reported by the Reserve Bank of India as on 31 March 2016, ₹ 9.33 crore for the period 2015-16 is with the Reserve Bank of India, Patna for reconciliation while ₹ 1.61 crore pertaining to periods prior to October 1987 is under discussion between the State Government and the RBI for settlement/ write off.

**(vi) Implementation of Centrally Sponsored Schemes (State share) and State Schemes**

The State Government provides funds to the State/District level Autonomous Bodies and Authorities, Societies, Non-Governmental Organizations, etc., for implementation of Centrally

Sponsored Schemes (State Share) and State Schemes. Since the funds are generally not being spent fully by the implementing agencies in the same financial year, this results in unspent balances remaining in the bank accounts of these implementing agencies at the end of the year. The aggregate of the unspent balances in the bank accounts of the implementing agencies which are kept outside the Government accounts is not readily ascertainable. The expenditure of the Government as reflected in the Accounts to that extent is therefore, not final.

### **3. Other Items**

#### **(i) Liabilities on Retirement Benefits**

During the year, ₹ 3,775.44 crore (10.33 *per cent* of total revenue expenditure) excluding the employer's contribution of ₹ 214.57 crore under the head 2071-117 was incurred on "Pension and Other Retirement benefits" to the State Government employees recruited on or before 30.11.2004. State Government employees recruited on or after 01.12.2004 are covered under the New Pension Scheme, which is a Defined Contributory Pension Scheme. In terms of the Scheme, the employee contributes 10 *per cent* of monthly salary and dearness allowances, which is matched by the State Government and the entire amount is transferred to the designated fund manager through the National Securities Depository Limited (NSDL)/ Trustee Bank. The actual amount payable by employees and the matching Government contribution have not been estimated. While the State Government followed the correct procedure of accounting in respect of its contribution and transferring the employees contribution for the year (₹ 214.30 crore) to the Public account and thereafter to NSDL/ Trustee Bank, the employer's contribution (₹ 214.57 crore) was directly transferred to NSDL /Trustee Bank without routing through the Public Account. Since details of transactions under Revenue Receipts and Revenue Expenditure are closed to the Government every year unlike the balances in the Public Accounts, the procedure followed having details of Government contribution in the previous years is difficult to assess.

As on 31 March, 2016, ₹ 14.13 crore remained outstanding in the Fund, pending transfer to NSDL / Trustee Bank. Balances pertaining to the New Pension Scheme are booked under the Public Account Major Head '8342 Other Deposits- 117 Defined Contribution Pension Scheme for Government Employees' which comes under the category 'Deposits bearing Interest'. In terms of guidelines, the Government is required to pay interest on such balances, which was not done. Uncollected, unmatched and un-transferred amounts, with accrued interest, represent outstanding liabilities under the Scheme.

#### **(ii) Apportionment of pension liabilities and other retirement benefits**

In terms of the Eighth Schedule under Section 53 of the Bihar Reorganisation Act, 2000, pension liabilities of the employees of the successor States of Bihar and Jharkhand from 15 November 2000 (date of bifurcation of the states of Bihar and Jharkhand) up to 31 March 2001

and every subsequent financial year, shall be apportioned between the successor States of Bihar and Jharkhand in the ratio of the number of employees. Jharkhand Government has reimbursed only an amount of ₹ 723.17 crore to the State of Bihar out of payable amount of ₹ 2,584.09 crore upto 31.03.2011. Bihar Government has raised a claim for ₹ 771.37 crore for the years 2011-12 and 2012-13 which is yet to be reimbursed by the Government of Jharkhand. The claim by Government of Bihar for the years 2013-14, 2014-15 and 2015-16 is yet to be received.

**(iii) Allocation of balances as a result of reorganisation of States**

The Bihar Reorganisation Act, 2000 provides for the manner in which balances are to be apportioned among the successor of States of Bihar and Jharkhand with effect from 15 November 2000 (the date of bifurcation of the States of Bihar and Jharkhand). The progressive expenditure as on 14 November 2000 under Capital Section (Major Heads “4059” to “5475”), Loans and Advances (Major Heads “6202” to “7615”) and balances under Part III Public Accounts except Deposit with Reserve Bank were transferred as the opening balances in the Finance Accounts of Bihar for the period w.e.f. 15.11.2000 to 31.03.2001. The opening balances for these heads were taken as nil in the Finance Accounts of Jharkhand for the period w.e.f. 15.11.2000 to 31.03.2001.

Jharkhand Government has sought legal recourse in respect of ownership of some Boards, Corporations, Local Bodies, etc as well as on apportionment of Pension liability.

Detailed annexures for apportionment have been sent to the respective State Governments for concurrence before accounting for adjustments in the Finance Accounts and balances will be incorporated after such concurrence.

In sum, while the balances under Public Debt and Cash Balance maintained by the Reserve Bank of India have been apportioned, balances under the Capital section (₹ 11,935.23 crore), Loans and Advances (₹ 6,583.36 crore) and Public Account (₹ 7,443.90 crore) remain unapportioned. Details are given in Appendix-XIII of the Finance Accounts 2015-16.

**(iv) Guarantees given by the State Government**

Statement 9 of the Finance Accounts depicts guarantees given by the State Government for repayment of loans etc. raised by the Statutory Corporations, Government Companies, Local Bodies and Other Institutions during the year, and sums guaranteed outstanding as at the end of the year. No Guarantee Policy and Guarantee Redemption Fund has been framed/ constituted by the Government till 2015-16. No Guarantee has been given by the State Government during 2015-16. Only ₹ 157.15 crore guarantee is outstanding at the end of the year 2015-16 which was given to the Power sector-Damodar Valley Corporation in earlier years. Information on the period and the terms and conditions during which the guarantee was given has not been given by the State Government.

#### **(v) Loans and Advances**

Information provided in Statement 18 of the Finance accounts 2015-16 as required under the Indian Government Accounting Standards (IGAS) 3 for Loans and Advances is incomplete, since it has not been confirmed by the State Government. Detailed information of overdue principal and interest in respect of Loans and Advances, accounts of which are maintained by the State Government, is awaited, as is the confirmation from the State Government on the balances as on 31 March 2016. Confirmation of balances of individual loanees is also awaited from the State Government on loans for which detailed accounts are maintained by the Accountant General (A&E). This has been indicated in 1- Acceptance of Balances to Appendix-VII of the Finance Accounts 2015-16.

#### **(vi) Investment**

Statement no. 8 of Finance Accounts shows comparative summary of investment in the share capital of Statutory Corporations, Rural Banks, Government Companies, Joint Stock of Companies and Co-operative Institution and Local Bodies during and at the end of the year. Detailed entity wise investment is given in Statement no. 19 of the Finance Accounts. Out of total investment of ₹ 261.71 crore, ₹ 89.72 crore (34.28 *per cent*) has been invested from Revenue Account.

#### **(vii) Outstanding Certificate of “Sufficiently Real Administrative Audit” of Secret Service Fund**

As per Annexure 4 of Appendix 5 of Jharkhand Financial Rules, a “sufficiently real administrative audit” of the expenditure incurred from secret service funds is to be conducted by the Controlling Officer nominated by the Government and a certificate in this regard furnished to the Accountant General (A&E) in the prescribed form not later than the 31 August, following the year to which the expenditure relates.

Certificates pertaining to the years noted against each of the following Controlling Officers have not been furnished to the Accountant General (A&E):



**3 : Table for Outstanding Certificates of Secret Service Fund**

<b>Year</b>	<b>Drawing and Disbursing Officer</b>	<b>Amount (₹ in Crore)</b>	<b>Due date of submission of Certificate</b>
2005-06	Director General and Inspector General of Police	8.30	On or before 31 <sup>st</sup> August 2006
2007-08	Additional Director General of Police (Special Branch)	4.50	On or before 31 <sup>st</sup> August 2008
2008-09	Additional Director General of Police (Special Branch)	2.50	On or before 31 <sup>st</sup> August 2009
2012-13	Additional Director General of Police (Special Branch)	2.50	On or before 31 <sup>st</sup> August 2013
2013-14	Additional Director General of Police (Special Branch)	2.50	On or before 31 <sup>st</sup> August 2014
2014-15	Additional Director General of Police (Special Branch)	2.50	On or before 31 <sup>st</sup> August 2015

**(viii) Reserve Funds and Deposits**

**(a) Non discharge of interest liabilities :** The interest liabilities in respect of Reserve Funds Bearing Interest and Deposits Bearing Interest under sectors J and K respectively of the Public Accounts are annual liabilities that the State Government is required to discharge. No Budget provision has been made by the State Government despite balances in such Reserve Funds and Deposits as on 01 April 2015 as detailed below:

**4 : Table for Interest liabilities on Reserve Funds and Deposits**

**(₹ in crore)**

<b>Sector</b>	<b>Sub-sector</b>	<b>Rate of interest</b>	<b>Balance at the beginning of 2015-16</b>	<b>Interest outstanding</b>
J-Reserve Funds	(a) Reserve Funds Bearing Interest (SDRF)	8.00 <i>per cent</i> (Average of Ways and Means Advance interest rate)	866.79	69.34
K-Deposits and Advances	(a) Deposits Bearing Interest (CPS) (Contribution Pension Scheme)	8.70 <i>per cent</i> (Interest rate payable on balances in General Provident Fund)	15.86	1.38
<b>Total</b>				<b>70.72</b>

**(b) Consolidated Sinking Fund :** The Twelfth Finance Commission has recommended that States should set up Sinking Funds for amortization of all loans and that these Funds should not be used for any other purpose, except for redemption of such loans. The guidelines of the Reserve Bank of India (RBI), which is responsible for administering the Fund has stipulated a minimum annual contribution of 0.50 *per cent* of outstanding liabilities at the beginning of the year. The State Government has outstanding debt amounting to ₹ 43,569.09 crore, for which, a minimum amount of ₹ 217.85 crore (@ 0.50 *per cent* of outstanding liabilities) should have been appropriated for reduction or avoidance of debt during 2015-16. The State Government of Jharkhand has, however, not created a Sinking Fund for amortization of liabilities.

**(c) Guarantee Redemption Fund :** As per the recommendation of the Twelfth Finance Commission, State Governments are required to constitute a Guarantee Redemption Fund to be utilized for meeting the payment of obligations arising out of the guarantees issued by the Government. The Fund is to be operated outside the State Government account and administered by the Reserve Bank of India. Under the guidelines, the State Government is required to make minimum annual contribution of 0.50 *per cent* of outstanding guarantee at the beginning of year. The proceeds of the Fund are invested in Government of India securities and this does not form part of the State Government Ways and Means Advances. The State Government has not created a Guarantee Redemption Fund. Subsequently, the State Government was required to make a minimum contribution of ₹ 0.79 crore, which is 0.50 *per cent* of outstanding guarantees of ₹ 157.15 crore as on 01 April 2015. This contribution was not made. The impact on the overall liabilities of the State due to non-constitution of the Fund and non-contribution thereto, could not be estimated.

**(d) State Disaster Response Fund**

As per recommendation of the Thirteenth Finance Commission, the State Government replaced its existing Calamity Relief Fund and commenced operations of the “State Disaster Response Fund” in 2010-11. In terms of the guidelines, the Central and State Governments are required to contribute to the Fund in the proportion of 75:25. Following Government of India’s release of ₹ 273.00 crore in two installments in May 2015 and December 2015, the State Government was required to transfer ₹ 364.00 crore (₹ 273.00 crore Central share and ₹ 91.00 crore State share) to the Fund in 2015-16. The State Government, has transferred ₹ 521.68 crore (2nd installment of ₹ 157.68 crore of 2014-15 and 1st and 2nd installment of ₹ 364.00 crore of 2015-16).

Expenditure already incurred on natural calamities during the year was set off (MH 2245-05) against fund balance to the extent of ₹ 512.01 crore leaving a balance of ₹ 876.46 crore in SDRF. In terms of the guidelines, balances lying in the Fund are required to be invested by the State Executive Committee (SEC) constituted for the management of the Fund which was not done. The interest payable on the un-invested balances of earlier years has not been estimated.

### **(ix) Suspense and Remittance balances**

The Finance Accounts reflects the net balances under Suspense and Remittance Heads. The outstanding balances under these heads are worked out by aggregating the outstanding debit and credit balances separately under various heads. The position of gross figures under some of the major Suspense heads and Remittance heads to the end of last three years is given in **Annexure E**.

### **(x) Contingency Fund**

As per Jharkhand Contingency Fund (Amendment) Act, 2015, the corpus of the Jharkhand Contingency Fund has been enhanced to ₹ 500.00 crore from ₹ 150 crore during 2015-16. Finance Department, Government of Jharkhand has issued 49 sanctions amounting to ₹ 164.52 crore during the year 2015-16 which has been recouped to the Fund through Supplementary Budget keeping the total corpus of the Fund intact at the close of the year.

### **(xi) Rush of Expenditure**

In accordance with Rule 113 of Jharkhand Budget Manual read with Rule 300 of Jharkhand Treasury Code, drawal of Fund particularly at the fag end of the financial year shall be regarded as a breach of financial regularity and should be avoided. However, almost 30 *per cent* of the total expenditure has been incurred in March, 2016. Various Departments of the State Government in 13 major heads have incurred expenditure which ranged from 50 *per cent* to 100 *per cent* of their total expenditure during March, 2016, indicating that the effort was primarily to exhaust the budget provisions and not on prudent budgetary management. Details are given in **Annexure- “F”**.

### **(xii) Restructuring of Centrally Sponsored Schemes(CSSs)/Additional Central Assistances (ACA-excluding Block Grants)**

Planning Commission has mapped 137 CSSs and 5 ACA schemes under 66 Umbrella schemes in the 12th Five Year Plan (2012-17). From 1 April 2014 onwards Government of India released central assistance for CSSs/ACA directly to the State Government instead of to the Implementing Agencies; these releases are now classified as “Central Assistance to the State Plan”. Government of Jharkhand, however, has continued with the budgetary depiction of earlier years and not in terms of the restructured pattern of CSS/ACA/Flagship schemes.

During the year 2015-16 a sum of ₹ 5,855.26 crore was depicted in the Public Financial Management System (PFMS) portal of CGA as Central Assistance to the State Plan of the Government of Jharkhand for 70 schemes and out of that ₹ 5,191.68 crore was given for 35 CSS/ACA/Flagship schemes in Jharkhand. However, Clearance Memos from Reserve Bank of India, Central Accounts Section, Nagpur and supporting sanction orders from the respective Ministries of Government of India were received in respect of ₹ 5,139.30 crore and appropriately

booked in the accounts of the State Government under Major head “1601 Grants-in-aid from Central Government”. Since the State Government continues to depict the Plan Expenditure in terms of the existing classification pattern, it was possible to track the details of expenditure on the 35 flagship schemes incurred from amounts released by the Government of India and it was depicted in Annexure II to Statement 15 of the Finance Accounts 2015-16.

Information on the remaining schemes has not been received from the State Government.

**(xiii) Direct transfer of Central Scheme Funds to the Implementing Agencies in the State (Funds routed outside State Budget)**

As per the PFMS portal of the Controller General of Accounts (CGA), Government of India released a substantial amount of ₹ 258.32 crore directly to the implementing agencies in Jharkhand during 2015-16 in contrary to the Government of India’s decision to release directly to the State Government and not to the implementing agencies. Thus, the direct transfer to the implementing agencies increased by 97.32 *per cent* as compared to 2014-15. Details are at Appendix-VI of the Finance Accounts 2015-16.

**(xiv) Adjustment of excess repayment against written off Central Loans:-**

In terms of Government of India’s decision on the recommendation of the Thirteenth Finance Commission, Ministry of Finance (Department of Expenditure) vide sanction order no. 13/2011-12 dated 29 February 2012 wrote off Central Loans outstanding as on 31.03.2010 under Central Plan Schemes and Centrally Sponsored Schemes advanced to the State Government by the Ministries (other than Ministry of Finance). The balances limited to the current balance outstanding in the ledger of the Ministries was required to be repaid by the State Government. Repayment of loan and interest, if any, made by the State after 31.03.2010 against these written-off loans was to be adjusted against the repayment of the loans due from States against current loans from Ministry of Finance (Department of Expenditure), Government of India. State Government made excess repayment of Principal (₹ 17.05 crore) and Interest (₹ 3.19 crore) amounting to ₹ 20.24 crore, which has not been adjusted by the Ministry of Finance, due to which, the Principal of ₹ 17.05 crore has led to adverse balance (net debit) and overstatement of Public Debt of the Government to that extent.

**(xv) Improper accounting of transactions relating to the Central Road Fund (CRF)**

The accounting procedure relating to the Central Road Fund prescribes that receipt of Grants-in-aid from the Government of India is first recorded in the Revenue section of the accounts (Major Head 1601) and thereafter transferred to the Fund under Public Account (MH-8449 other deposits-103 subvention from Central Road Fund), by debiting the Revenue Expenditure (Major Head 3054 – Roads and Bridges). This is in keeping with the principle that Grants-in-aid are to be recorded in the Revenue section irrespective of purpose (Capital or Revenue), and

also ensures that the Revenue surplus of the State Government is not unduly inflated because of the grant. The same is to be accounted for by debiting to the head “8449 Other Deposit” by per contra minus debit to the major head “3054/ 5054 minor head 902 Amount met from Deposit Head”.

The State Government, however, deviated from the procedure, and did not operate the Major Head 8449-103 under Public Account. The Grants-in-aid from the Government of India of ₹ 9.10 crore was booked to the Revenue Receipt Head 1601-02-105. Since the amount was not routed through the Public Account, there is no assurance on the actual utilisation of the amount received as Grants-in-aid.

**(xvi) Disclosures under the Jharkhand Fiscal Responsibility and Budget Management (FRBM) Act 2007**

Targets fixed by the State Government in the Jharkhand Fiscal Responsibility and Budget Management Act, 2007 read with the Jharkhand Fiscal Responsibility and Budget Management (Amendment) Act 2010, the ceilings fixed by the Thirteenth Finance Commission, and the achievements as per the accounts of 2015-16 are given below:

**5 : Table for Targets and Achievements under FRBM Act**

<b>Sl. No.</b>	<b>Targets</b>	<b>Achievements</b>
1.	Reducing the Revenue Deficit to zero w.e.f. the year 2011-12	The State Government achieved Revenue Surplus of ₹ 4,085.52 crore for the year 2015-16.
2.	Reducing the Fiscal Deficit / Gross State Domestic Product (GSDP)* to 3 per cent w.e.f. the year 2011-12	The Fiscal Deficit/ GSDP* ratio was 4.76 per cent in 2015-16.

\*Source : Ministry of Statistics and Programme Implementation GSDP figures of ₹ 2,41,955 crore for 2015-16.

**(xvii) Committed Liabilities**

In terms of the Twelfth Finance Commission recommendations, while the changeover to the accrual based system of accounting is favoured, some action has been initiated by the Central Government to move towards accrual basis of accounting. However as the transition would occur in stages, for a changeover to the accrual based system of accounting, some additional information in the form of statements were required to be appended to the present system of cash accounting to enable more informed decision making. This includes data on Committed Liabilities in the future among others like implications of major policy decisions taken by the Government during the year or new schemes proposed in the budget for future cash flows, etc.

Appendix XII of the Finance Accounts 2015-16 on Committed liabilities of the Government has been incorporated with the details furnished by the State Government. As complete information has not been furnished by the State Government, the Appendix is therefore incomplete to that extent.

**(xviii) Impact on Revenue Surplus / Fiscal Deficit**

Impact on Revenue Surplus/ Fiscal Deficit of the State Government (details given in the preceding paragraphs) is given below:-

**6 : Table for Impact on Revenue Surplus and Fiscal Deficit**

(₹ in crore)

Paragraph No.	Item	Impact on Revenue Surplus		Impact on Fiscal Deficit	
		Over-statement	Under-statement	Over-statement	Under-statement
1 (v) (a)	Major works under Revenue section instead of Capital	-	7.80	-	-
1 (v) (b)	Grant-in-aid booked under Capital section instead of Revenue	8.15	-	-	-
3 (viii) (a)	Non-credit of interest under interest bearing Reserve Funds and Deposits	70.72	-	-	70.72
3 (viii) (b)	Non contribution to Consolidated Sinking Fund	217.85	-	-	217.85
3 (viii) (c)	Non contribution to Guarantee Redemption Fund	0.79	-	-	0.79
<b>Total (net) over statement/ under statement</b>		<b>289.71</b>		<b>289.36</b>	

**Annexure - A**

**(Refer to Para 1(ii) of Notes to Accounts)**

**Statement showing Periodical Adjustments made by the Accountant General and other adjustments made by the State Government**

<b>A. Periodical Adjustments made by the Accountant General</b>						
<b>Sl. No.</b>	<b>Book Adjustment</b>	<b>Head of Account</b>				<b>Amount</b>
		<b>From</b>		<b>To</b>		<b>(₹ in crore)</b>
1.	Transfer of Central Share and State Share to State Disaster Response Fund	2245	Relief on account of Natural Calamities	8121	General and Other Reserve Funds	521.68
2.	Reimbursement of expenditure on account of Relief on account of Natural Calamity	8121	General and Other Reserve Funds	2245	Relief on account of Natural Calamities	512.01
3.	Adjustment of interest accrued on General Provident Fund	2049	Interest Payments	8009	State Provident Funds	220.98

**Annexure - A – contd.**

**(Refer to Para 1(ii) of Notes to Accounts**

**Statement showing Periodical Adjustments made by the Accountant General and other adjustments made by the State Government**

<b>B. Other Adjustments made by the State Government</b>						
<b>Sl. No.</b>	<b>Book Adjustment</b>	<b>Head of Account</b>				<b>Amount (₹ in crore)</b>
		<b>From</b>		<b>To</b>		
1	Transfer to Public Works Deposit Funds	2053	District Administration	8443	Civil Deposits 108 Public Works Deposit	23.04
2.	Transfer to Public Works Deposit Funds	2055	Police	8443	Civil Deposits 108 Public Works Deposit	14.13
3.	Transfer to Public Works Deposit Funds	2245	Relief on account of natural calamities	8443	Civil Deposits 108 Public Works Deposit	39.71
4.	Transfer to Public Works Deposit Funds	4047	Capital Account on Other Fiscal Services	8443	Civil Deposits 108 Public Works Deposit	20.45
5.	Transfer to Public Works Deposit Funds	4055	Capital Outlay on Police	8443	Civil Deposits 108 Public Works Deposit	20.26
6.	Transfer to Public Works Deposit Funds	4202	Capital Outlay on Education, Sports, Art and Culture	8443	Civil Deposits 108 Public Works Deposit	11.64
7	Transfer to Public Works Deposit Funds	4210	Capital Outlay on Medical and Public Health	8443	Civil Deposit- 108 Public Works Deposit	4.45



**Annexure - A – contd.**

(Refer to Para 1(ii) of Notes to Accounts)

**Statement showing Periodical Adjustments made by the Accountant General and other adjustments made by the State Government**

<b>B. Other Adjustments made by the State Government</b>						
<b>Sl. No.</b>	<b>Book Adjustment</b>	<b>Head of Account</b>				<b>Amount (₹ in crore)</b>
		<b>From</b>		<b>To</b>		
8	Transfer to Public Works Deposit Funds	4225	Capital Outlay on Welfare of Scheduled Castes, Scheduled Tribes and Other Backward Classes	8443	Civil Deposit- 108 Public Works Deposit	68.24
9.	Transfer to Public Works Deposit Funds	4408	Capital Outlay on Food, Storage and Warehousing	8443	Civil Deposit- 108 Public Works Deposit	20.23
10.	Transfer to Public Works Deposit Funds	4515	Capital Outlay on Other Rural Development Programmes	8443	Civil Deposit- 108 Public Works Deposit	55.22
11.	Transfer to Public Works Deposit Funds	5452	Capital Outlay on Tourism	8443	Civil Deposit- 108 Public Works Deposit	34.85
12.	Transfer to Public Works Deposit Funds	2225	Welfare of Scheduled Castes, Scheduled Tribes and Other Backward Classes	8443	Civil Deposit- 108 Public Works Deposit	6.98
13.	Transfer to Public Works Deposit Funds	4059	Capital Outlay on Public Works	8443	Civil Deposit- 108 Public Works Deposit	5.87

**Annexure - A – contd.**

(Refer to Para 1(ii) of Notes to Accounts)

**Statement showing Periodical Adjustments made by the Accountant General and other adjustments made by the State Government**

<b>B. Other Adjustments made by the State Government</b>						
<b>Sl. No.</b>	<b>Book Adjustment</b>	<b>Head of Account</b>				<b>Amount</b>
		<b>From</b>		<b>To</b>		<b>(₹ in crore)</b>
14.	Transfer to Public Works Deposit Funds	4235	Capital Outlay on Social Security and Welfare	8443	Civil Deposit- 108 Public Works Deposit	6.70
15.	Transfer to Public Works Deposit Funds	4250	Capital Outlay on Other Social Services	8443	Civil Deposit- 108 Public Works Deposit	7.05
16	Transfer to Public Works Deposit Funds	4401	Capital Outlay on Crop Husbandry	8443	Civil Deposit- 108 Public Works Deposit	6.40
17	Transfer to Public Works Deposit Funds	2014	Administration of Justice	8443	Civil Deposit- 108 Public Works Deposit	9.38
18.	Transferred to Education Deposit Fund	2202	General Education	8443	Civil Deposits 111-other Departmental Deposits	30.00
19.	Transferred to Education Deposit Fund	2203	Technical Education	8443	Civil Deposits 111-other Departmental Deposits	4.50
20.	Transfer to P.L Account of District Boards	2515	Other Rural Development Programme	8448	Deposit of Local Funds- 101 District Fund	31.01

**Annexure - A – contd.**

(Refer to Para 1(ii) of Notes to Accounts)

**Statement showing Periodical Adjustments made by the Accountant General and other adjustments made by the State Government**

<b>B. Other Adjustments made by the State Government</b>						
<b>Sl. No.</b>	<b>Book Adjustment</b>	<b>Head of Account</b>				<b>Amount</b>
		<b>From</b>		<b>To</b>		<b>(₹ in crore)</b>
21.	Transfer to P.L Account of District Boards	4225	Capital Outlay on Welfare of Scheduled Castes, Scheduled Tribes and other Backward Classes	8448	Deposit of Local Funds- 101 District Fund	10.84
22.	Transfer to P.L Account of District Board	4515	Capital Outlay on other Rural Development Programme	8448	Deposit of Local Funds- 101 District Fund	6.00
23.	Transfer to P.L Account of Municipalities/ Municipal Corporation	2215	Water Supply and Sanitation	8448	Deposit of Local Funds- 102 Municipal Funds	132.95
24.	Transfer to P.L Account of Municipalities/ Municipal Corporation	2217	Urban Development	8448	Deposit of Local Funds- 102 Municipal Funds	884.73
25.	Transfer to P.L Account of Municipalities/ Municipal Corporation	6217	Loans for Urban Development	8448	Deposit of Local Funds- 102 Municipal Funds	18.93

**Annexure - A – contd.**

(Refer to Para 1(ii) of Notes to Accounts)

**Statement showing Periodical Adjustments made by the Accountant General and other adjustments made by the State Government**

<b>B. Other Adjustments made by the State Government</b>						
<b>Sl. No.</b>	<b>Book Adjustment</b>	<b>Head of Account</b>				<b>Amount (₹ in crore)</b>
		<b>From</b>		<b>To</b>		
26.	Transferred to the PL Account of Jharkhand Transmission Development Corporation	6801	Loans for Power Projects	8448	Deposit of Local Funds- 107 State Electricity Boards Working Funds	7,375.42
27.	Transferred to the PL Account of Jharkhand Transmission Development Corporation	2801	Power	8448	Deposit of Local Funds- 107 State Electricity Boards Working Funds	2,114.99
28.	Transferred to the PL Account of Jharkhand State Housing Board	2216	Housing	8448	Deposit of Local Funds 108 State Housing Board Funds	21.50
29.	Transferred to the PL Account of Jharkhand State Housing Board	6216	Loan for Housing	8448	Deposit of Local Funds 108 State Housing Board Funds	23.50
30.	Transfer to P.L Account of Panchayat Bodies	2215	Water Supply and Sanitation	8448	Deposit of Local Funds- 109 Panchayat Bodies Funds	19.22

**Annexure - A – conclud.**

**(Refer to Para 1(ii) of Notes to Accounts**

**Statement showing Periodical Adjustments made by the Accountant General and other adjustments made by the State Government**

<b>B. Other Adjustments made by the State Government</b>						
<b>Sl. No.</b>	<b>Book Adjustment</b>	<b>Head of Account</b>				<b>Amount</b>
		<b>From</b>		<b>To</b>		<b>(₹ in crore)</b>
31.	Transferred to the PL Account of Panchayat Bodies	2217	Urban Development	8448	Deposit of Local Funds- 109 Panchayat Bodies Funds	13.36
32	Transferred to the PL Account of Panchayat Bodies	4225	Capital Outlay on Welfare of Scheduled Castes, Scheduled Tribes and other Backward Classes	8448	Deposit of Local Funds- 109 Panchayat Bodies Funds	22.21
33	Transferred to the PL Account of Panchayat Bodies	4515	Capital Outlay on Other Rural Development Programme	8448	Deposit of Local Funds- 109 Panchayat Bodies Funds	4.43
34.	Transferred to the PL Account of Education Fund	2210	Medical and Public Health	8448	Deposit of Local Funds 111 Medical and Charitable Funds	417.21

**Annexure - B****(Referred to Para 1(v)(a) of Notes to Accounts)****Major Works under Revenue Section****(₹ in crore)**

<b>Major Head</b>	<b>Sub-Major Head</b>	<b>Minor Head</b>	<b>Sub-head</b>	<b>Description</b>	<b>Detailed Head</b>	<b>Amount</b>
2040	00	101	02	District Charges	0545 Major Works	0.52
2059	80	053	13	Capital Maintenance Work under Electric Works	0545 Major Works	0.35
2059	80	001	11	Direction-Park maintenance	0545 Major Works	0.35
2515	00	001	28	Executive Engineer (REO) for non P.M.G.S.Y Road	0545 Major Works	0.01
3054	03	337	01	Road Works	0545 Major Works	6.57
<b>Total</b>						<b>7.80</b>

**Annexure – C**

**(Refer to Para 2 (i) of Notes to Accounts)**

**Statement showing details of expenditure classified as “800 Other Expenditure”**

**(₹ in crore)**

<b>Sl. No.</b>	<b>Major Head</b>	<b>Nomenclature</b>	<b>Amount booked under “800”</b>	<b>Total Expenditure</b>	<b>Per cent of amount booked under “800” of total Expenditure</b>
1	2401	Crop Husbandry	50.33	449.67	11
2	2501	Special Programmes for Rural Development	60.86	291.14	21
3	2801	Power	406.96	2,124.44	19
4	4047	Capital Outlay on other Fiscal Services	11.97	32.34	37
5	4070	Capital Outlay on other Administrative Services	1.09	1.19	92
6	4401	Capital Outlay on Crop Husbandry	1	8.16	12
7	4403	Capital Outlay on Animal Husbandry	1.74	11.88	15
8	4701	Capital Outlay on Medium Irrigation	144.32	254.58	57
9	6245	Loans for Relief on account of Natural Calamities	0.08	0.08	100
10	7610	Loans to Government Servants, etc.	13.19	30.31	44
		<b>Total</b>	<b>691.54</b>	<b>3,203.79</b>	

Note : During the year ₹ 1,155.07 crore has been booked under “Other Expenditure” in 15 Major Heads. More than 10 per cent of the total expenditure booked under “800 Other Expenditure” have been shown in this Annexure.

**Annexure - D****(Refer to Para 2 (i) of Notes to Accounts)****Statement showing details of receipts classified as “800 Other Receipts”****(₹ in crore)**

<b>Sl. No.</b>	<b>Major Head</b>	<b>Nomenclature</b>	<b>Amount booked under “800”</b>	<b>Total Receipts</b>	<b>Per cent of amount booked under “800” of total receipts</b>
1	0029	Land Revenue	24.21	164.35	15
2	0039	State Excise	99.97	912.47	11
3	0041	Taxes on Vehicles	387.87	632.59	61
4	0050	Dividend and Profits	0.47	0.47	100
5	0051	Public Service Commission	3.79	3.79	100
6	0056	Jails	1.16	5.85	20
7	0058	Stationery and Printing	0.01	0.01	100
8	0059	Public Works	3.28	3.88	85
9	0070	Other Administrative Services	539.22	557.9	97
10	0071	Contributions and Recoveries towards Pension	1.44	3.39	42
11	0075	Miscellaneous General Services	8.87	8.89	100
12	0202	Education, Sports, Art and Culture	8.41	19.98	42
13	0210	Medical and Public Health	7.43	13.32	56
14	0211	Family Welfare	0.03	0.03	100
15	0215	Water Supply and Sanitation	12.99	14.66	89
16	0220	Information and Publicity	0.04	0.13	31
17	0235	Social Security and Welfare	3.1	3.73	83
18	0250	Other Social Services	0.84	1.77	47
19	0401	Crop Husbandry	30.13	33.55	90
20	0403	Animal Husbandry	1.97	4.32	46
21	0404	Dairy Development	1.06	1.06	100



**Annexure – D – conclud.**

**(Refer to Para 2 (i) of Notes to Accounts)**

**Statement showing details of receipts classified as “800 Other Receipts”**

**(₹ in crore)**

22	0405	Fisheries	3.39	6.49	52
23	0406	Forestry and Wild Life	4.12	4.13	100
24	0425	Co-operation	19.78	20.31	97
25	0435	Other Agricultural Programmes	4.39	4.39	100
26	0515	Other Rural Development Programmes	39.73	43.6	91
27	0700	Major Irrigation	19.27	19.27	100
28	0701	Medium Irrigation	42.01	42.01	100
29	0702	Minor Irrigation	1.94	1.97	98
30	0801	Power	3.56	3.56	100
31	0852	Industries	1.18	1.6	74
32	1053	Civil Aviation	10.11	10.11	100
33	1054	Roads and Bridges	62.24	69.35	90
34	1452	Tourism	2.87	6.75	43
35	1456	Civil Supplies	18.91	18.91	100
			<b>230.11</b>	<b>245.96</b>	

Note: During the year ₹ 1,425.54 crore has been booked under “Other Receipts” in 47 Major Heads. More than 10 per cent of the total receipts booked under “800 Other Receipts” have been shown in this Annexure.

**Annexure – E**

**(Refer to Para 3(ix) of Notes to Accounts)**

**Suspense and Remittance balances**

**(₹ in crore)**

<b>8658-Suspense Account</b>						
<b>Name of the Minor Head</b>	<b>2013-2014</b>		<b>2014-2015</b>		<b>2015-2016</b>	
	<b>Dr.</b>	<b>Cr.</b>	<b>Dr.</b>	<b>Cr.</b>	<b>Dr.</b>	<b>Cr.</b>
101 PAO Suspense	10.56	..	11.47	..	19.10	..
<b>Net</b>	<b>Dr. 10.56</b>		<b>Dr. 11.47</b>		<b>Dr. 19.10</b>	
102 Suspense Account (Civil)	1.86	0.92	1.10	0.00	6.72	5.76
<b>Net</b>	<b>Dr. 0.94</b>		<b>Dr. 1.10</b>		<b>Dr. 0.96</b>	
109 Reserve Bank Suspense(HQ)	5.43	5.78	0.30	0.35	(-) 0.86	(-) 0.07
<b>Net</b>	<b>Cr.0.35</b>		<b>Cr 0.05</b>		<b>Dr (-) 0.79</b>	
110 Reserve Bank Suspense (Central Accounts Office)	0.00	0.00	0.00	0.00	0.55	0.00
<b>Net</b>	<b>0.00</b>		<b>0.00</b>		<b>Dr 0.55</b>	
112 Tax Deducted at Source	0.00	129.05	14.69	129.05	121.89	264.65
<b>Net</b>	<b>Cr 129.05</b>		<b>Cr 114.36</b>		<b>Cr 142.76</b>	
123 AIS Officers Group Insurance	0.20	0.02	0.44	0.02	0.51	0.03
<b>Net</b>	<b>Dr 0.18</b>		<b>Dr 0.42</b>		<b>Dr 0.48</b>	
<b>8782-Cash Remittance and adjustments between officers rendering account to the same Accounts Officer</b>						
102- P.W. Remittances	34,858.68	34,565.45	41,193.38	41,188.46	7,782.79	7,783.86
<b>Net</b>	<b>Dr. 293.23</b>		<b>Dr. 4.92</b>		<b>Cr. 1.07</b>	
103-Forest Remittances	1,701.46	1,725.16	1,939.08	1,939.13	241.33	241.21
<b>Net</b>	<b>Cr. 23.70</b>		<b>Cr. 0.05</b>		<b>Dr. 0.12</b>	

**Annexure – F**

**(Refer to Para 3 (xi) of Notes to Accounts)**

**Rush of Expenditure**

**(₹ in crore)**

<b>Sl. No.</b>	<b>Major Head</b>	<b>Expenditure during 2015-16</b>	<b>Expenditure in March 2016</b>	<b>Per cent of expenditure</b>
1	2705	0.58	0.58	100.00
2	5465	2.00	2.00	100.00
3	4235	88.81	83.73	94.28
4	2205	21.68	16.54	76.29
5	4403	11.88	8.82	74.24
6	4250	9.39	6.79	72.31
7	5053	100.00	69.18	69.18
8	2204	36.26	22.87	63.07
9	2216	38.47	23.42	60.88
10	2810	80.00	48.00	60.00
11	2217	1,351.53	746.82	55.26
12	5452	61.41	33.89	55.19
13	4225	234.41	125.18	53.40


© COMPTROLLER AND  
AUDITOR GENERAL OF INDIA  
2016  
[www.cag.gov.in](http://www.cag.gov.in)

[www.agjh.cag.gov.in](http://www.agjh.cag.gov.in)



सत्यमेव जयते

# Finance Accounts (Volume II) 2015-16



झारखण्ड सरकार

## Government of Jharkhand

# **FINANCE ACCOUNTS**

**(Volume-II)**

**2015-16**

**Government of Jharkhand**

---

## Table of Contents

---

### Volume I

<b>Subject</b>	<b>Page(s)</b>
• Table of Contents	i - iii
• Certificate of the Comptroller and Auditor General of India	iv - v
• Guide to Finance Accounts	vi - xiii
Statement 1. Statement of Financial Position	1 - 3
Statement 2. Statement of Receipts and Disbursements Annexure A. Cash Balances and Investments of Cash Balances	4 - 9
Statement 3. Statement of Receipts (Consolidated Fund)	10 - 14
Statement 4. Statement of Expenditure (Consolidated Fund)	15 - 21
Statement 5. Statement of Progressive Capital Expenditure	22 - 28
Statement 6. Statement of Borrowings and Other Liabilities	29 - 32
Statement 7. Statement of Loans and Advances given by the Government	33 - 43
Statement 8. Statement of Investments of the Government	44
Statement 9. Statement of Guarantees given by the Government	45
Statement 10. Statement of Grants-in-aid given by the Government	46 - 48
Statement 11. Statement of Voted and Charged Expenditure	49 - 50
Statement 12. Statement on Sources and Application of funds for expenditure other than on Revenue Account	51 - 55
Statement 13. Summary of Balances under Consolidated Fund, Contingency Fund and Public Account	56 - 59
• Notes to Accounts	60 - 84

### Volume II

#### **Part I**

Statement 14. Detailed Statement of Revenue and Capital Receipts by Minor Heads	85 - 127
Statement 15. Detailed Statement of Revenue Expenditure by Minor Heads	128 - 197

---

## Table of Contents

---

<b>Subject</b>	<b>Page(s)</b>
Statement 16. Detailed Statement of Capital Expenditure by Minor Heads and Sub-heads	198 - 314
Statement 17. Detailed Statement of Borrowings and Other Liabilities	315 - 335
Statement 18. Detailed Statement on Loans and Advances given by the Government	336 - 360
Statement 19. Detailed Statement of Investments of the Government	361 - 400
Statement 20. Detailed Statement of Guarantees given by the Government	401
Statement 21. Detailed Statement on Contingency Fund and Other Public Account transactions	402 - 411
Statement 22. Detailed Statement on Investments of Earmarked Funds	412
 <b>Part II</b>	
Appendix I. Comparative Expenditure on Salary	413 - 420
Appendix II. Comparative Expenditure on Subsidy	421 - 455
Appendix III. Grants-in-aid/ Assistance given by the State Government (Institution wise and Scheme wise)	456 - 489
Appendix IV. Details of Externally Aided Projects	490 - 491
Appendix V. Plan Scheme Expenditure	492 - 503
A. Central Schemes (Centrally Sponsored Schemes and Central Plan Schemes	
B. State Plan Schemes	
Appendix VI. Direct transfer of Central Scheme funds to implementing agencies in the State (Funds routed outside State Budgets) (Unaudited Figures)	504 - 507
Appendix VII. Acceptance and Reconciliation of Balances (As depicted instatement 18 and 21)	508 - 513
Appendix VIII. Financial results of Irrigation Schemes	514 - 520
Appendix IX. Commitments of the Government- List of Incomplete Capital Works	521 - 614
Appendix X. Maintenance of expenditure with segregation of Salary and Non-Salary portion	615 - 620
Appendix XI. Major Policy Decisions of the Government during the year or New Schemes proposed in the budget	621
Appendix XII. Committed Liabilities of the Government	622 - 623
Appendix XIII. Re-organisation of State - Items for which allocation of balances between/among the States has not been finalized	624 - 629



# **Volume-II**

## **(Part-I)**

## 14. DETAILED STATEMENT OF REVENUE AND CAPITAL RECEIPTS BY MINOR HEADS

Heads	Actuals		Per cent of Increase (+) / Decrease (-) during the year
	2015-16	2014-15	
<i>(₹ in lakh)</i>			
<b>RECEIPT HEADS (Revenue Account)</b>			
<b>A- Tax Revenue</b>			
(The figures are net after taking into account refunds)			
<b>(a) Taxes on Income and Expenditure</b>			
0020- Corporation Tax			
901- Share of net proceeds assigned to States	50,30,88.00	33,12,94.00	51.86
<b>Total-0020</b>	<b>50,30,88.00</b>	<b>33,12,94.00</b>	<b>51.86</b>
0021- Taxes on Income Other than Corporation Tax			
901- Share of net proceeds assigned to States	35,03,37.00	23,65,76.00	48.09
<b>Total-0021</b>	<b>35,03,37.00</b>	<b>23,65,76.00</b>	<b>48.09</b>
0028- Other taxes on Income and Expenditure			
107- Taxes on Professions , Trades,callings and Employment	82,88.46	57,10.59	45.14
901- Share of net proceeds assigned to States	9.00	8.00	12.50
<b>Total-0028</b>	<b>82,97.46</b>	<b>57,18.59</b>	<b>45.10</b>
<b>Total –(a) Taxes on Income and Expenditure</b>	<b>86,17,22.46</b>	<b>57,35,88.59</b>	<b>50.23</b>

**14. DETAILED STATEMENT OF REVENUE AND CAPITAL RECEIPTS BY MINOR HEADS - Contd.**

Heads	Actuals		Per cent of Increase (+) / Decrease (-) during the year
	2015-16	2014-15	
	<i>(₹ in lakh)</i>		
<b>A- Tax Revenue – Contd.</b>			
<b>(b) Taxes on Property and Capital Transactions</b>			
0029- Land Revenue			
101- Land Revenue/Tax	87,91.78	44,54.94	97.35
102- Taxes on Plantations	0.00	0.28	(-)100.00
103- Rates and Cesses on Land	29,25.50	1,79.28	1531.80
104- Receipts from Management of ex-Zamindari Estates	0.36	9.94	(-)96.38
105- Receipts from Sale of Government Estates	3.33	34,45.15	(-)99.90
106- Receipts on account of Survey and Settlement Operations	0.00	0.13	100.00
107- Sale proceeds of Waste Lands and redemption of Land Tax	22,93.32	94.00	2339.70
800- Other Receipts	24,21.09	1,74.90	1284.27
901- Deduct- Portion of land Revenue due to Irrigation works	0.00	4.50	(-)100.00
<b>Total -0029</b>	<b>1,64,35.38</b>	<b>83,54.12</b>	<b>96.73</b>
0030- Stamps and Registration Fees			
01- Stamps - Judicial			
101- Court Fees realised in stamps	39,88.20	31,63.52	26.07
102- Sale of Stamps	10,83.03	708.61	52.84
<b>Total - 01</b>	<b>50,71.23</b>	<b>38,72.13</b>	<b>30.97</b>
02- Stamps - Non-Judicial			
101- Cost of Stamps	9.46	0.49	1830.61
102- Sale of Stamps	3,30,47.22	3,39,14.24	(-)2.56
103- Duty on Impressing of Documents	8.18	0.00	100.00

**14. DETAILED STATEMENT OF REVENUE AND CAPITAL RECEIPTS BY MINOR HEADS - Contd.**

Heads	Actuals		Per cent of Increase (+) / Decrease (-) during the year
	2015-16	2014-15	
<i>(₹ in lakh)</i>			
<b>A- Tax Revenue – Contd.</b>			
<b>(b) Taxes on Property and Capital Transactions - conclud.</b>			
800- Other Receipts	0.69	0.00	100.00
901- Deduct-Payments to Local bodies of net proceeds on duty levied by them on transfer of property	26.68	4,85.88	(-)94.51
<b>Total - 02</b>	<b>3,30,38.87</b>	<b>3,34,28.85</b>	<b>(-)1.17</b>
0030- Stamps & Registration Fees – Conclud.			
03- Registration Fees			
104- Fees for registering documents	1,38,60.70	1,46,03.15	(-)5.08
800- Other Receipts	11,93.07	11,62.38	2.64
<b>Total - 03</b>	<b>1,50,53.77</b>	<b>1,57,65.53</b>	<b>(-)4.51</b>
<b>Total - 0030</b>	<b>5,31,63.87</b>	<b>5,30,66.51</b>	<b>0.18</b>
0032- Taxes on Wealth			
60- Other Agricultural Land			
901- Share of net proceeds assigned to States	1,07.00	8,94.00	(-)88.03
<b>Total 60</b>	<b>1,07.00</b>	<b>8,94.00</b>	<b>(-)88.03</b>
<b>Total - 0032</b>	<b>1,07.00</b>	<b>8,94.00</b>	<b>(-)88.03</b>
<b>Total - (b) Taxes on property and Capital Transactions</b>	<b>6,97,06.25</b>	<b>6,23,14.63</b>	<b>11.86</b>
<b>(c) Taxes on Commodities and Services</b>			
0037- Customs			
901- Share of net proceeds assigned to States	25,51,26.00	15,34,34.00	66.28
<b>Total-0037</b>	<b>25,51,26.00</b>	<b>15,34,34.00</b>	<b>66.28</b>

**14. DETAILED STATEMENT OF REVENUE AND CAPITAL RECEIPTS BY MINOR HEADS - Contd.**

Heads	Actuals		Per cent of Increase (+) / Decrease (-) during the year
	2015-16	2014-15	
<i>(₹ in lakh)</i>			
<b>A- Tax Revenue – Contd.</b>			
<b>(c) Taxes on Commodities and Services - contd.</b>			
0038- Union Excise Duties			
01- Shareable Duties			
901- Share of net proceeds assigned to States	21,16,98.00	8,66,39.00	144.34
<b>Total - 01</b>	<b>21,16,98.00</b>	<b>8,66,39.00</b>	<b>144.34</b>
<b>Total-0038</b>	<b>21,16,98.00</b>	<b>8,66,39.00</b>	<b>144.34</b>
0039- State Excise			
101- Country Spirits	52,88.47	47,54.88	11.22
102- Country fermented Liquors	3,19.28	0.36	88588.89
103- Malt Liquor	1,96.00	70.56	177.78
105- Foreign Liquors and spirits	7,48,68.03	6,24,85.52	19.82
106- Commercial and denatured spirits and medicated wines	0.00	0.46	(-)100.00
107- Medicinal and toilet preparations containing alcohol, opium etc.	18.03	32.12	(-)43.87
108- Opium,hemp ande other drugs	0.58	0.44	31.82
150- Fines and confiscations	5,59.44	5,83.30	(-)4.09
800- Other Receipts	99,97.11	60,88.08	64.21
900- Deduct Refunds	0.00	0.00	0.00
<b>Total - 0039</b>	<b>9,12,46.94</b>	<b>7,40,15.72</b>	<b>23.28</b>
0040- Taxes on Sales, Trade, etc.			
101- Receipts under Central Sales Tax Act	10,88,92.12	10,27,32.40	6.00
102- Receipts under State Sales Tax Act	79,10,03.12	70,46,73.20 <sup>[1]</sup>	12.25
104- Surcharge on Sales Tax	0.00	0.00	0.00

[1] Represents State Sales Tax connected under VAT.

**14. DETAILED STATEMENT OF REVENUE AND CAPITAL RECEIPTS BY MINOR HEADS - Contd.**

Heads	Actuals		Per cent of Increase (+) / Decrease (-) during the year
	2015-16	2014-15	
<i>(₹ in lakh)</i>			
<b>A- Tax Revenue – Contd.</b>			
<b>(c) Taxes on Commodities and Services - contd.</b>			
0040- Taxes on Sales, Trade, etc. - conclud.			
107- Receipt of Turnover Tax	0.00	0.00	0.00
800- Other Receipts	0.00	0.00	0.00
900- Deduct Refunds	0.00	433.55	(-)100.00
<b>Total - 0040</b>	<b>89,98,95.24</b>	<b>80,69,72.05</b>	<b>11.52</b>
0041- Taxes on Vehicles			
101- Receipts under Indian Motor Vehicles Act	2,44,71.77	2,19,22.60	11.63
102- Receipts under the State Motor Vehicles Taxation Acts	0.00	4,41,14.54	(-)100.00
800- Other Receipts	3,87,86.82	0.00	100.00
<b>Total - 0041</b>	<b>6,32,58.59</b>	<b>6,60,37.14</b>	<b>(-)4.21</b>
0042- Taxes on Goods and Passengers			
106- Tax on entry of goods into Local Areas	16.68	27.74	(-)39.87
<b>Total - 0042</b>	<b>16.68</b>	<b>27.74</b>	<b>(-)39.87</b>
0043- Taxes and Duties on Electricity			
101- Taxes on consumption and sale of Electricity	1,20,62.19	1,71,19.99	(-)29.54
102- Fees under the Indian Electricity Rules	0.00	0.07	(-)100.00
103- Fees for the electrical inspection of cinemas	5,05.56	4,19.82	20.42
<b>Total - 0043</b>	<b>1,25,67.75</b>	<b>1,75,39.88</b>	<b>(-)28.35</b>
0044- Service Tax			
901- Share of net proceeds assigned to States	27,54,68.00	13,98,56.00	96.97
<b>Total - 0044</b>	<b>27,54,68.00</b>	<b>13,98,56.00</b>	<b>96.97</b>

**14. DETAILED STATEMENT OF REVENUE AND CAPITAL RECEIPTS BY MINOR HEADS - Contd.**

Heads	Actuals		Per cent of Increase (+) / Decrease (-) during the year
	2015-16	2014-15	
	<i>(₹ in lakh)</i>		
<b>A- Tax Revenue – Concl.</b>			
<b>(c) Taxes on Commodities and Services - concl.</b>			
0045- Other Taxes and Duties on Commodities and Services			
101- Entertainment Tax	11,05.73	12,94.82	(-)14.60
105- Luxury Tax	18,76.08	19,52.56	(-)3.92
800- Other Receipts	39.97	9.43	323.86
901- Share of net proceeds assigned to States	10,42.00	0.00	100.00
<b>Total - 0045</b>	<b>40,63.78</b>	<b>32,56.81</b>	<b>24.78</b>
<b>Total - (c) Taxes on Commodities and Services</b>	<b>1,81,33,40.98</b>	<b>1,34,77,78.34</b>	<b>34.54</b>
<b>Total - A - Tax Revenue</b>	<b>2,74,47,69.69</b>	<b>1,98,36,81.56</b>	<b>38.37</b>
<b>B - Non-Tax Revenue</b>			
<b>(a) Fiscal Services</b>			
0047- Other Fiscal Services			
800- Other Receipts	0.00	0.00	0.00
<b>Total - 0047</b>	<b>0.00</b>	<b>0.00</b>	<b>0.00</b>
<b>Total - (a) Fiscal Services</b>	<b>0.00</b>	<b>0.00</b>	<b>0.00</b>

**14. DETAILED STATEMENT OF REVENUE AND CAPITAL RECEIPTS BY MINOR HEADS - Contd.**

Heads	Actuals		Per cent of Increase (+) / Decrease (-) during the year
	2015-16	2014-15	
	<i>(₹ in lakh)</i>		
<b>B - Non-Tax Revenue – Contd.</b>			
<b>(b) Interest Receipts, Dividends and Profits</b>			
0049- Interest Receipts			
103- Interest from Departmental Commercial Undertakings	0.01	35.69	(-)99.97
110- Interest realised on Investment of Cash balances	1,17,26.61	1,26,98.47	(-)7.65
190- Interest from Public Sector and Other undertakings	0.16	0.00	100.00
191- Interest from Local Bodies	0.00	33.16	(-)100.00
800- Other Receipts	4,32.88	15,36.75	(-)71.83
913- Deduct Recoveries of Unspent Balance of Grants-in-aid from State/Union Territory	84.02	0.00	100.00
	<b>Total - 04</b>	<b>1,22,43.68</b>	<b>(-)14.40</b>
	<b>Total - 0049</b>	<b>1,22,43.68</b>	<b>(-)14.40</b>
0050- Dividends and Profits			
200- Dividends from other Investments	0.00	0.00	0.00
800- Other Receipts	46.72	0.00	100.00
	<b>Total - 0050</b>	<b>46.72</b>	<b>100.00</b>
<b>Total - (b) Interest Receipts, Dividends and Profits</b>	<b>1,22,90.40</b>	<b>1,43,04.07</b>	<b>(-)14.08</b>



**14. DETAILED STATEMENT OF REVENUE AND CAPITAL RECEIPTS BY MINOR HEADS - Contd.**

Heads	Actuals		Per cent of Increase (+) / Decrease (-) during the year
	2015-16	2014-15	
	<i>(₹ in lakh)</i>		
<b>B - Non-Tax Revenue - Contd.</b>			
<b>(c) Other Non -Tax Revenue</b>			
<b>(i) General Services</b>			
0051- Public Service Commission			
105- State PSC Examination Fees	0.00	4.84	(-)100.00
800- Other Receipts	3,79.05	43.91	763.24
<b>Total - 0051</b>	<b>379.05</b>	<b>48.75</b>	<b>677.54</b>
0055- Police			
101- Police supplied to other Governments	85.05	1,19.48	(-)28.82
102- Police supplied to other parties	2,20.62	3,80.17	(-)41.97
103- Fees, Fines and Forfeitures	32,20.49	4,84.59	564.58
104- Receipts under Arms Act	89.66	1,00.35	(-)10.65
105- Receipts of state-Head-quarters Police	20.23	35.85	(-)43.57
800- Other Receipts	2,90.44	2,99.24	(-)2.94
<b>Total - 0055</b>	<b>39,26.49</b>	<b>14,19.68</b>	<b>176.58</b>
0056- Jails			
102- Sale of Jail Manufactures	4,70.09	4,85.66	(-)3.21
800- Other Receipts	1,16.49	2,17.02	(-)46.32
<b>Total - 0056</b>	<b>5,86.58</b>	<b>7,02.68</b>	<b>(-)16.52</b>
0058- Stationery and Printing			
101- Stationery receipts	0.03	0.02	50.00
800- Other Receipts	0.76	8.04	(-)90.55
<b>Total - 0058</b>	<b>0.79</b>	<b>8.06</b>	<b>(-)90.20</b>

**14. DETAILED STATEMENT OF REVENUE AND CAPITAL RECEIPTS BY MINOR HEADS - Contd.**

Heads	Actuals		Per cent of Increase (+) / Decrease (-) during the year
	2015-16	2014-15	
	<i>(₹ in lakh)</i>		
<b>B - Non-Tax Revenue - Contd.</b>			
<b>(c) Other Non -Tax Revenue – contd.</b>			
<b>(i) General Services – Contd.</b>			
0059- Public Works			
01- Office Buildings			
011- Rents	60.35	8.94	575.06
800- Other Receipts	2,94.89	1,99.51	47.81
	<b>Total - 01</b>	<b>2,08.45</b>	<b>70.42</b>
0059- Public Works			
80- General			
800- Other Receipts	32.50	0.19	17005.26
	<b>Total - 80</b>	<b>0.19</b>	<b>17005.26</b>
	<b>Total - 0059</b>	<b>2,08.64</b>	<b>85.84</b>
0070- Other Administrative Services			
01- Administration of Justice			
101- Fines and Forfeitures	0.00	0.00	0.00
102- Fines and Forfeitures	0.00	2,66.82	(-)100.00
501- Services and Service Fees	4,21.61	0.00	100.00
800- Other Receipts	58.11	77.65	(-)25.16
	<b>Total - 01</b>	<b>3,44.47</b>	<b>39.26</b>

**14. DETAILED STATEMENT OF REVENUE AND CAPITAL RECEIPTS BY MINOR HEADS - Contd.**

Heads	Actuals		Per cent of Increase (+) / Decrease (-) during the year
	2015-16	2014-15	
	(₹ in lakh)		
<b>B - Non-Tax Revenue - Contd.</b>			
<b>(c) Other Non -Tax Revenue – contd.</b>			
<b>(i) General Services – Contd.</b>			
0070- Other Administrative Services - conclud.			
02- Elections			
101- Sale proceeds of election forms and documents	2.84	0.78	264.10
104- Fees, Fines and Forfeitures	11.03	7.48	47.46
105- Contribution towards issue of voter identity cards	0.00	1.24	100.00
800- Other Receipts	32,01.87	42,67.45	(-)24.97
<b>Total - 02</b>	<b>32,15.74</b>	<b>42,76.95</b>	<b>(-)24.81</b>
0070- Other Administrative Services			
60- Other Services			
103- Receipts under Explosives Act	4.48	2.57	74.32
105- Home Guards	0.00	0.03	(-)100.00
106- Civil Defence	0.01	0.01	0.00
108- Marriage Fees	26.71	32.94	(-)18.91
109- Fire Protection and Control	0.00	0.00	0.00
115- Receipts from Guest Houses, Government Hostels etc.	10,68.62	7.67	13832.46
116- Passport Fees	24.47	18.09	35.27
118- Receipts under Right to Information Act, 2005	308.03	30.46	911.26
800- Other Receipts	5,06,62.46 @	3,45.22	14575.41
<b>Total - 60</b>	<b>5,20,94.78</b>	<b>4,36.99</b>	<b>11821.28</b>
<b>Total - 0070</b>	<b>5,57,90.24</b>	<b>50,58.41</b>	<b>1002.92</b>

@ ₹ 4,90,24.22 lakh received from Ministry of Coal, Government of India as upfront payment during 2015-16.

**14. DETAILED STATEMENT OF REVENUE AND CAPITAL RECEIPTS BY MINOR HEADS - Contd.**

Heads	Actuals		Per cent of Increase (+) / Decrease (-) during the year
	2015-16	2014-15	
<i>(₹ in lakh)</i>			
<b>B - Non-Tax Revenue - Contd.</b>			
<b>(c) Other Non -Tax Revenue – contd.</b>			
<b>(i) General Services – Concltd.</b>			
0071- Contributions and Recoveries towards Pension and Other Retirement Benefits			
01- Civil			
101- Subscriptions and Contributions	1,95.25	2,13.34	(-)8.48
800- Other Receipts	1,44.07	93.74	53.69
<b>Total - 01</b>	<b>3,39.32</b>	<b>3,07.08</b>	<b>10.50</b>
<b>Total – 0071</b>	<b>3,39.32</b>	<b>3,07.08</b>	<b>10.50</b>
0075- Miscellaneous General Services			
101- Unclaimed Deposits	1.69	0.00	100.00
105- Sale of Land and property	0.01	0.00	100.00
108- Guarantee Fees	0.05	0.00	100.00
800- Other Receipts (A)	8,86.73	23,11.07 (A)	(-)61.63
<b>Total - 0075</b>	<b>8,88.48</b>	<b>23,11.07</b>	<b>(-)61.56</b>
<b>Total - (i) General Services</b>	<b>6,22,98.69</b>	<b>1,00,64.37</b>	<b>519.00</b>

(A) Includes debt relief of ₹ 1,04,95.52 lakh (Principal) given by Ministry of Finance, Department of Expenditure vide letter no. 1/ 1/ DCRF/ Policy/ 2007/ FRU dated 26.03.2010. The net figure under this minor head is less due to accounting of “Deduct Refund”.

**14. DETAILED STATEMENT OF REVENUE AND CAPITAL RECEIPTS BY MINOR HEADS - Contd.**

Heads	Actuals		Per cent of Increase (+) / Decrease (-) during the year
	2015-16	2014-15	
<i>(₹ in lakh)</i>			
<b>B - Non-Tax Revenue - Contd.</b>			
<b>(c) Other Non -Tax Revenue – contd.</b>			
<b>(ii) Social Services</b>			
0202- Education, Sports, Art and Culture			
01- General Education			
101- Elementary Education	3,71.56	2,78.16	33.58
102- Secondary Education	3,72.50	2,25.17	65.43
103- University and Higher Education	43.88	23.44	87.20
104- Adult Education	8.23	0.00	100.00
600- General	57.85	1,18.27	(-)51.09
800- Other Receipts	7,00.74	30,63.52	(-)77.13
<b>Total - 01</b>	<b>15,54.76</b>	<b>37,08.56</b>	<b>(-)58.08</b>
02- Technical Education			
101- Tuitions and other fees	2,97.35	4,06.99	(-)26.94
800- Other Receipts	1,34.38	98.55	36.36
<b>Total - 02</b>	<b>4,31.73</b>	<b>5,05.54</b>	<b>(-)14.60</b>
03- Sports and Youth Services			
101- Physical Education-Sports and Youth Welfare	0.00	0.43	(-)100.00
800- Other Receipts	6.02	10.18	(-)40.86
<b>Total - 03</b>	<b>6.02</b>	<b>10.61</b>	<b>(-)43.26</b>

**14. DETAILED STATEMENT OF REVENUE AND CAPITAL RECEIPTS BY MINOR HEADS - Contd.**

Heads	Actuals		Per cent of Increase (+) / Decrease (-) during the year
	2015-16	2014-15	
	<i>(₹ in lakh)</i>		
<b>B - Non-Tax Revenue - Contd.</b>			
<b>(c) Other Non -Tax Revenue – contd.</b>			
<b>(ii) Social Services - contd.</b>			
04- Art and Culture			
101- Archives and Museums	6.24	0.67	831.34
800- Other Receipts	0.00	0.05	(-)100.00
<b>Total - 04</b>	<b>6.24</b>	<b>0.72</b>	<b>766.67</b>
<b>Total - 0202</b>	<b>19,98.75</b>	<b>42,25.43</b>	<b>(-)52.70</b>
0210- Medical and Public Health			
01- Urban Health Services			
020- Receipts from Patients for hospital and dispensary services	3,51.33	14,47.77	(-)75.73
101- Receipts from Employees State Insurance Scheme	52.40	1,72.84	(-)69.68
800- Other Receipts	2,08.79	1,70.85	22.21
<b>Total - 01</b>	<b>6,12.52</b>	<b>17,91.46</b>	<b>(-)65.81</b>
02- Rural Health Services			
800- Other Receipts	98.51	1,87.26	(-)47.39
<b>Total - 02</b>	<b>98.51</b>	<b>1,87.26</b>	<b>(-)47.39</b>
03- Medical Education, Training and Research			
103- Unani	1.69	0.97	74.23
105- Allopathy	0.06	0.39	(-)84.62
200- Other Systems	0.00	5.49	(-)100.00
<b>Total - 03</b>	<b>1.75</b>	<b>6.85</b>	<b>(-)74.45</b>

**14. DETAILED STATEMENT OF REVENUE AND CAPITAL RECEIPTS BY MINOR HEADS - Contd.**

Heads	Actuals		Per cent of Increase (+) / Decrease (-) during the year
	2015-16	2014-15	
	<i>(₹ in lakh)</i>		
<b>B - Non-Tax Revenue - Contd.</b>			
<b>(c) Other Non -Tax Revenue – contd.</b>			
<b>(ii) Social Services - contd.</b>			
04- Public Health			
102- Sale of Sera/Vaccine	1,09.71	1.30	8339.23
104- Fees and Fines etc.	72.74	1,05.60	(-)31.12
105- Receipts from Public Health Laboratories	0.00	0.04	100.00
<b>Total - 04</b>	<b>1,82.45</b>	<b>1,06.94</b>	<b>70.61</b>
80- General			
800- Other Receipts	4,35.09	2,40.19	81.14
<b>Total - 80</b>	<b>4,35.09</b>	<b>2,40.19</b>	<b>81.14</b>
<b>Total - 0210</b>	<b>13,30.32</b>	<b>23,32.70</b>	<b>(-)42.97</b>
0211- Family Welfare			
101- Sale of contraceptives	0.00	0.00	0.00
800- Other Receipts	2.56	25.41	(-)89.93
<b>Total - 0211</b>	<b>2.56</b>	<b>25.41</b>	<b>(-)89.93</b>
0215- Water Supply and Sanitation			
01- Water Supply			
102- Receipts from Rural water supply schemes	6.84	2.95	131.86
103- Receipts from Urban water supply schemes	1,51.62	1.32	11386.36
104- Fees,Fines etc.	0.03	0.01	200.00
800- Other Receipts	12,99.64	11,67.39	11.33
<b>Total - 01</b>	<b>14,58.13</b>	<b>11,71.67</b>	<b>24.45</b>

**14. DETAILED STATEMENT OF REVENUE AND CAPITAL RECEIPTS BY MINOR HEADS - Contd.**

Heads	Actuals		Per cent of Increase (+) / Decrease (-) during the year
	2015-16	2014-15	
	<i>(₹ in lakh)</i>		
<b>B - Non-Tax Revenue - Contd.</b>			
<b>(c) Other Non -Tax Revenue – contd.</b>			
<b>(ii) Social Services - contd.</b>			
02- Sewerage and Sanitation			
103- Receipts from Sewerage Schemes	7.60	1,72.70	(-)95.60
800- Other Receipts	0.00	-25.16	(-)100.00
<b>Total - 02</b>	<b>7.60</b>	<b>1,47.54</b>	<b>(-)94.85</b>
<b>Total - 0215</b>	<b>14,65.73</b>	<b>13,19.21</b>	<b>11.11</b>
0216- Housing			
01- Government Residential Buildings			
106- General Pool accommodation	1,67.82	1,89.31	(-)11.35
107- Police Housing	0.03	0.02	100.00
700- Other Housing	0.71	1.61	(-)55.90
<b>Total - 01</b>	<b>1,68.56</b>	<b>1,90.94</b>	<b>(-)11.72</b>
02- Urban Housing			
800- Other Receipts	0.26	0.04	550.00
<b>Total-02</b>	<b>0.26</b>	<b>0.04</b>	<b>550.00</b>
80- General			
800- Other Receipts	0.31	3.61	(-)91.41
<b>Total - 80</b>	<b>0.31</b>	<b>3.61</b>	<b>(-)91.41</b>
<b>Total - 0216</b>	<b>1,69.13</b>	<b>1,94.59</b>	<b>(-)13.08</b>
0217- Urban Development			
01- State Capital Development			
800- Other Receipts	21,18.65	36,00.00	(-)41.15
<b>Total - 01</b>	<b>21,18.65</b>	<b>36,00.00</b>	<b>(-)41.15</b>



**14. DETAILED STATEMENT OF REVENUE AND CAPITAL RECEIPTS BY MINOR HEADS - Contd.**

Heads	Actuals		Per cent of Increase (+) / Decrease (-) during the year
	2015-16	2014-15	
	<i>(₹ in lakh)</i>		
<b>B - Non-Tax Revenue - Contd.</b>			
<b>(c) Other Non -Tax Revenue – contd.</b>			
<b>(ii) Social Services - contd.</b>			
03- Integrated Development of Small and Medium Towns			
800- Other Receipts	0.45	29.28	(-)98.46
<b>Total 03</b>	<b>0.45</b>	<b>29.28</b>	<b>(-)98.46</b>
60- Other Urban Development Schemes			
191- Receipts from Municipalities etc.	2,46,62.85	0.00	100.00
800- Other Receipts	0.00	58.06	(-)100.00
<b>Total - 60</b>	<b>2,46,62.85</b>	<b>58.06</b>	<b>42378.21</b>
<b>Total - 0217</b>	<b>2,67,81.95</b>	<b>36,87.34</b>	<b>626.32</b>
0220- Information and Publicity			
01- Films			
102- Receipts from Departmentally produced films	8.91	0.00	100.00
<b>Total - 01</b>	<b>8.91</b>	<b>0.00</b>	<b>100.00</b>
0220- Information and Publicity-concl'd.			
60- Others			
106- Receipts from advertising and visual publicity	0.01	0.03	(-)66.67
800- Other Receipts	4.41	17.77	(-)75.18
<b>Total - 60</b>	<b>4.42</b>	<b>17.80</b>	<b>(-)75.17</b>
<b>Total - 0220</b>	<b>13.33</b>	<b>17.80</b>	<b>(-)25.11</b>

**14. DETAILED STATEMENT OF REVENUE AND CAPITAL RECEIPTS BY MINOR HEADS - Contd.**

Heads	Actuals		Per cent of Increase (+) / Decrease (-) during the year
	2015-16	2014-15	
	<i>(₹ in lakh)</i>		
<b>B - Non-Tax Revenue - Contd.</b>			
<b>(c) Other Non -Tax Revenue – contd.</b>			
<b>(ii) Social Services - contd.</b>			
0230- Labour and Employment			
101- Receipts under Labour laws	1,14.04	83.67	36.30
102- Fees for registration of Trade Unions	1,66.41	16.76	892.90
103- Fees for inspection of Steam Boilers	45.62	22.20	105.50
104- Fees realized under Factory's Act	7,18.70	1,87.14	284.04
106- Fees under Contract Labour (Regulation and Abolition Rules)	71,36.67	47,71.35	49.57
800- Other Receipts	1,10.99	2,31.65	(-)52.09
<b>Total - 0230</b>	<b>82,92.43</b>	<b>53,12.77</b>	<b>56.08</b>
0235- Social Security and Welfare			
01- Rehabilitation			
101- Dandakaranya Development Scheme	62.77	33.08	89.75
102- Relief and Rehabilitation of Displaced persons and Repatriates	0.00	0.05	(-)100.00
800- Other Receipts	92.92	74.91	24.04
<b>Total - 01</b>	<b>1,55.69</b>	<b>1,08.04</b>	<b>44.10</b>
60- Other Social Security and Welfare Programme			
800- Other Receipts	2,17.05	3,07.96	(-)29.52
<b>Total - 60</b>	<b>2,17.05</b>	<b>3,07.96</b>	<b>(-)29.52</b>
<b>Total - 0235</b>	<b>3,72.74</b>	<b>4,16.00</b>	<b>(-)10.40</b>
0250- Other Social Services			
101- Nutrition	40.23	0.00	100.00
102- Welfare of Scheduled Castes, Scheduled Tribes and other Backward Classes	52.86	1,00.40	(-)47.35
800- Other Receipts	84.78	5,70.06	(-)85.13
<b>Total - 0250</b>	<b>1,77.87</b>	<b>6,70.46</b>	<b>(-)73.47</b>
<b>Total - (ii) Social Services</b>	<b>4,06,04.81</b>	<b>1,82,01.71</b>	<b>123.08</b>

**14. DETAILED STATEMENT OF REVENUE AND CAPITAL RECEIPTS BY MINOR HEADS - Contd.**

Heads	Actuals		Per cent of Increase (+) / Decrease (-) during the year
	2015-16	2014-15	
	<i>(₹ in lakh)</i>		
<b>B - Non-Tax Revenue - Contd.</b>			
<b>(c) Other Non -Tax Revenue – Contd.</b>			
<b>(iii) Economic Services</b>			
0401- Crop Husbandry			
103- Seeds	70.37	3.72	1791.67
104- Receipts from Agricultural Farms	10.35	0.47	2102.13
105- Sale of manures and fertilisers	10.96	6.64	65.06
107- Receipts from Plant Protection Services	5.71	4.00	42.75
800- Other Receipts	30,12.87	16,19.65	86.02
913- Deduct recoveries of unspent balance of Grants-in-aid from State and Union Territory	2,45.06	0.00	100.00
<b>Total - 0401</b>	<b>33,55.32</b>	<b>16,34.48</b>	<b>105.28</b>
0403- Animal Husbandry			
102- Receipts from Cattle and Buffalo development	2,10.92	1,10.63	90.92
103- Receipts from Poultry development	1.39	0.84	65.48
104- Receipts from sheep and Wool development	0.25	0.00	100.00
105- Receipts from Piggery development	12.31	1.25	884.80
501- Services and Service Fees	11.43	6.58	69.15
800- Other receipts	1,96.68	1,69.18	16.25
<b>Total - 0403</b>	<b>4,32.98</b>	<b>2,88.48</b>	<b>50.09</b>
0404- Dairy Development			
800- Other Receipts	1,05.57	5,06.30	(-)79.15
<b>Total - 0404</b>	<b>1,05.57</b>	<b>5,06.30</b>	<b>(-)79.15</b>

**14. DETAILED STATEMENT OF REVENUE AND CAPITAL RECEIPTS BY MINOR HEADS - Contd.**

Heads	Actuals		Per cent of Increase (+) / Decrease (-) during the year
	2015-16	2014-15	
	<i>(₹ in lakh)</i>		
<b>B - Non-Tax Revenue - Contd.</b>			
<b>(c) Other Non -Tax Revenue – Contd.</b>			
<b>(iii) Economic Services - contd.</b>			
0405- Fisheries			
011- Rents	1,12.61	10.64	958.36
102- Licence Fees, Fines etc.	0.00	0.00	0.00
103- Sale of fish, fish seeds etc.	1,84.28	6.09	2925.94
110- Grants from Indian Council of Agricultural Research	5.62	0.00	100.00
800- Other Receipts	3,40.04	4,35.86	(-)21.98
913- Deduct recoveries of unspent balance of Grants-in-aid from State and Union Territory	5.78	0.00	100.00
<b>Total - 0405</b>	<b>6,48.33</b>	<b>4,52.59</b>	<b>43.25</b>
0406- Forestry and Wild Life			
01- Forestry			
101- Sale of timber and other forest produce	1.02	9.31	(-)89.04
102- Receipts from social and farm forestries	0.00	0.00	0.00
800- Other Receipts	3,99.71	3,23.84	23.43
<b>Total - 01</b>	<b>4,00.73</b>	<b>3,33.15</b>	<b>20.29</b>
02- Environmental Forestry and Wild Life			
800- Other Receipts	12.75	32.43	(-)60.68
<b>Total - 02</b>	<b>12.75</b>	<b>32.43</b>	<b>(-)60.68</b>
<b>Total - 0406</b>	<b>4,13.48</b>	<b>3,65.58</b>	<b>13.10</b>
0425- Cooperation			
101- Audit Fees	53.13	41.56	27.84
800- Other Receipts	19,77.78	9,77.08	102.42
<b>Total - 0425</b>	<b>20,30.91</b>	<b>10,18.64</b>	<b>99.37</b>

**14. DETAILED STATEMENT OF REVENUE AND CAPITAL RECEIPTS BY MINOR HEADS - Contd.**

Heads	Actuals		Per cent of Increase (+) / Decrease (-) during the year
	2015-16	2014-15	
<i>(₹ in lakh)</i>			
<b>B - Non-Tax Revenue - Contd.</b>			
<b>(c) Other Non -Tax Revenue – Contd.</b>			
<b>(iii) Economic Services - contd.</b>			
0435- Other Agricultural Programmes			
800- Other Receipts	4,38.62	20.45	2044.84
<b>Total - 0435</b>	<b>4,38.62</b>	<b>20.45</b>	<b>2044.84</b>
0515- Other Rural Development Programmes			
101- Receipts under Panchayati Raj Acts	3,87.40	15.75	2359.68
800- Other Receipts	39,72.40	96,92.87	(-)-59.02
<b>Total - 0515</b>	<b>43,59.80</b>	<b>97,08.62</b>	<b>(-)-55.09</b>
0700- Major Irrigation			
80- General			
800- Other Receipts	19,26.53	1,94,97.27	(-)-90.12
<b>Total - 80</b>	<b>19,26.53</b>	<b>1,94,97.27</b>	<b>(-)-90.12</b>
<b>Total - 0700</b>	<b>19,26.53</b>	<b>1,94,97.27</b>	<b>(-)-90.12</b>
0701- Medium Irrigation			
01- Major Irrigation - Commercial			
101- Sale of water for irrigation purposes	0.10	0.00	100.00
800- Other Receipts	0.21	0.07	200.00
<b>Total - 01</b>	<b>0.31</b>	<b>0.07</b>	<b>342.86</b>
80- General			
800- Other Receipts	42,00.88	20,22.88	107.67
<b>Total - 80</b>	<b>42,00.88</b>	<b>20,22.88</b>	<b>107.67</b>
<b>Total - 0701</b>	<b>42,01.19</b>	<b>20,22.95</b>	<b>107.68</b>

**14. DETAILED STATEMENT OF REVENUE AND CAPITAL RECEIPTS BY MINOR HEADS - Contd.**

Heads	Actuals		Per cent of Increase (+) / Decrease (-) during the year
	2015-16	2014-15	
<i>(₹ in lakh)</i>			
<b>B - Non-Tax Revenue - Contd.</b>			
<b>(c) Other Non -Tax Revenue – Contd.</b>			
<b>(iii) Economic Services - contd.</b>			
0702- Minor Irrigation			
01- Surface Water			
101- Receipts from water tanks	2.76	0.00	100.00
800- Other Receipts	1,93.86	1,68.25	15.22
<b>Total - 01</b>	<b>1,96.62</b>	<b>1,68.25</b>	<b>16.86</b>
0702- Minor Irrigation			
80- General			
800- Other Receipts	0.43	0.00	100.00
<b>Total - 80</b>	<b>0.43</b>	<b>0.00</b>	<b>100.00</b>
<b>Total - 0702</b>	<b>1,97.05</b>	<b>1,68.25</b>	<b>17.12</b>
0801- Power			
80- General			
800- Other Receipts	3,56.22	13,39.24	(-)73.40
<b>Total-0801</b>	<b>3,56.22</b>	<b>13,39.24</b>	<b>(-)73.40</b>
0802- Petroleum			
800- Other Receipts	0.00	0.40	(-)100.00
<b>Total-0802</b>	<b>0.00</b>	<b>0.40</b>	<b>(-)100.00</b>
0851- Village and Small Industries			
101- Industrial Estates	13,17.63	1.51	87160.26
102- Small Scale Industries	0.87	3.70	(-)76.49
103- Handloom Industries	0.00	0.15	(-)100.00
104- Handicraft Industries	8.01	0.78	926.92

**14. DETAILED STATEMENT OF REVENUE AND CAPITAL RECEIPTS BY MINOR HEADS - Contd.**

Heads	Actuals		Per cent of Increase (+) / Decrease (-) during the year
	2015-16	2014-15	
	<i>(₹ in lakh)</i>		
<b>B - Non-Tax Revenue - Contd.</b>			
<b>(c) Other Non -Tax Revenue – Contd.</b>			
<b>(iii) Economic Services - contd.</b>			
107- Sericulture Industries	31.99	16.39	95.18
200- Other Village Industries	0.00	0.00	0.00
800- Other Receipts	19.78	2,01.17	(-)90.17
<b>Total - 0851</b>	<b>13,78.28</b>	<b>2,23.70</b>	<b>516.13</b>
0852- Industries			
02- Cement and Non-Metallic Mineral Industries			
913- Deduct recoveries of unspent balance of Grants-in-aid from State and Union Territory	0.08	0.00	100.00
08- Consumer Industries			
600- Others	42.05	0.00	100.00
800- Other Receipts	3.46	5.09	(-)32.02
<b>Total - 08</b>	<b>45.51</b>	<b>5.09</b>	<b>794.11</b>
80- General			
800- Other Receipts	1,14.72	2,00.78	100.00
<b>Total - 80</b>	<b>1,14.72</b>	<b>2,00.78</b>	<b>100.00</b>
<b>Total - 0852</b>	<b>1,60.31</b>	<b>2,05.87</b>	<b>(-)22.13</b>
0853- Non-ferrous Mining and Metallurgical Industries			
102- Mineral concession fees, rents and royalties	43,84,30.81	34,72,81.41	26.25
104- Mines Department	0.01	6.24	(-)99.84
800- Other Receipts	11.90	11.84	0.51
<b>Total - 0853</b>	<b>43,84,42.72</b>	<b>34,72,99.49</b>	<b>26.24</b>

**14. DETAILED STATEMENT OF REVENUE AND CAPITAL RECEIPTS BY MINOR HEADS - Contd.**

Heads	Actuals		Per cent of Increase (+) / Decrease (-) during the year
	2015-16	2014-15	
	<i>(₹ in lakh)</i>		
<b>B - Non-Tax Revenue - Contd.</b>			
<b>(c) Other Non -Tax Revenue – Contd.</b>			
<b>(iii) Economic Services - contd.</b>			
1053- Civil Aviation			
800- Other Receipts	10,10.64	0.00	100.00
<b>Total-1053</b>	<b>10,10.64</b>	<b>0.00</b>	<b>100.00</b>
1054- Roads and Bridges			
101- National Highways permanent bridge	7,11.29	0.00	100.00
102- Tolls on Roads	0.48	13,42.82	(-)99.96
800- Other Receipts	62,24.15	36,95.42	68.43
<b>Total -1054</b>	<b>69,35.92</b>	<b>50,38.24</b>	<b>37.67</b>
1055- Road Transport			
800- Other Receipts	0.00	0.94	(-)100.00
<b>Total -1055</b>	<b>0.00</b>	<b>0.94</b>	<b>(-)100.00</b>
1452- Tourism			
103- Receipts from Tourists Transport	3,88.43	0.00	100.00
800- Other Receipts	2,87.25	2,51.03	14.43
<b>Total -1452</b>	<b>6,75.68</b>	<b>2,51.03</b>	<b>169.16</b>
1456- Civil Supplies			
800- Other Receipts	18,91.21	1,01.52	1762.89
<b>Total -1456</b>	<b>18,91.21</b>	<b>1,01.52</b>	<b>1762.89</b>



**14. DETAILED STATEMENT OF REVENUE AND CAPITAL RECEIPTS BY MINOR HEADS - Contd.**

Heads	Actuals		Per cent of Increase (+) / Decrease (-) during the year
	2015-16	2014-15	
	<i>(₹ in lakh)</i>		
<b>B - Non-Tax Revenue - Contd.</b>			
<b>(c) Other Non -Tax Revenue – Contd.</b>			
<b>(iii) Economic Services - conclud.</b>			
1475- Other General Economic Services			
102- Patent Fees	6.34	0.00	100.00
105- Regulation of Joint Stock Companies	1.15	0.99	16.16
106- Fees for stamping weights and measures	11,09.62	7,82.67	41.77
800- Other Receipts	29.75	8.46	251.65
<b>Total -1475</b>	<b>11,46.86</b>	<b>7,92.12</b>	<b>44.78</b>
<b>Total - (iii) Economic Services</b>	<b>47,01,07.62</b>	<b>39,09,36.16</b>	<b>20.25</b>
<b>Total - (c) Other Non-Tax Revenue</b>	<b>57,30,11.12</b>	<b>41,92,02.24</b>	<b>36.69</b>
<b>Total - B - Non -Tax Revenue</b>	<b>58,53,01.52</b>	<b>43,35,06.31</b>	<b>35.02</b>

**14. DETAILED STATEMENT OF REVENUE AND CAPITAL RECEIPTS BY MINOR HEADS - Contd.**

Heads	Actuals		Per cent of Increase (+) / Decrease (-) during the year
	2015-16	2014-15	
	<i>(₹ in lakh)</i>		
<b>C- Grants-In-Aid and Contributions</b>			
1601 - Grants-in-aid from Central Government			
01 - Non-Plan Grants			
104 - Grants under the proviso to Article 275(1) of the Constitution-			
Elementary Education	0.00	3,69,00.00	(-)100.00
Grants for maintenance of Roads and Bridges	0.00	96,00.00	(-)100.00
Grants for maintenance of Forests	0.00	57,86.00	(-)100.00
Grants for State specific needs	0.00	2,33,25.00	(-)100.00
Grants for Panchyati Raj Institution and Urban Local Bodies (ULBs)	4,96,02.62	5,55,71.42	(-)10.74
Improvement in Delivery of Justice	0.00	75,42.85	(-)100.00
Basic grant to the State Government for Rural Local Bodies (RLBs)	3,26,41.00	0.00	100.00
109 - Grants towards contribution to State Disaster Response Fund	2,73,00.00	2,36,52.00	15.42
110 - Grants to cover Gap in Resources			
Compensation to State Government for Revenue loss due to phasing out of the Central Sales Tax (CST)	5,09,76.00	71,53.00	612.65
116 - Police-			
Modernisation of Police Force	21,29.00	0.00	100.00
800 - Other grants-			
Other Administration Services-			
Strengthening of State Police Organisations	0.00	36,94.70	(-)100.00
117 - Police - Other Grants	59,33.16	0.00	100.00
Special Assistance to States	0.00	48,01.23	(-)100.00
Other Grants-Grants to naxal affected states			
<b>Total - 01</b>	<b>16,85,81.78</b>	<b>17,80,26.20</b>	<b>(-)5.31</b>

**14. DETAILED STATEMENT OF REVENUE AND CAPITAL RECEIPTS BY MINOR HEADS - Contd.**

Heads	Actuals		Per cent of Increase (+) / Decrease (-) during the year
	2015-16	2014-15	
	(₹ in lakh)		
<b>C- Grants-In-Aid and Contributions - contd.</b>			
1601 - Grants-in-aid from Central Government - contd.			
02 - Grants for State/ Union Territory Plan Schemes			
101 - Block Grants			
Normal Central Assistance	0.00	4,01,50.88	(-)100.00
Additional Central Assistance for other Projects	0.00	41,15.75	(-)100.00
Additional Central Assistance For Externally aided projects	0.00	(-)76.41	(-)100.00
Accelerated Irrigation Benefit Programme	1,98,55.41	34,98.32	467.57
Pradhan Mantri Krishi Sinchai Yojna	78,81.80	0.00	100.00
Additional Central Assistance for LWE affected districts	0.00	3,40,00.00	(-)100.00
104 - Grants under proviso to Article 275(1) of the Constitution			
Scheme under Tribal Sub-plan	2,22,02.96	1,94,44.11	14.19
105 - Grants from Central Road Fund			
Grants for State Road	9,10.00	17,74.00	(-)48.70
112 - Technical Education	0.00	21,17.86	(-)100.00
168 - Sports and Youth Services	0.00	21.87	(-)100.00
170 - Urban Housing - Other Grants	0.00	60,38.53	(-)100.00
180 - Secondary Education-			
Rastriya Madhyamik Shiksha Abhiyan	67,12.46	6,87.67	1006.99

**14. DETAILED STATEMENT OF REVENUE AND CAPITAL RECEIPTS BY MINOR HEADS - Contd.**

Heads	Actuals		Per cent of Increase (+) / Decrease (-) during the year
	2015-16	2014-15	
	<i>(₹ in lakh)</i>		
<b>C- Grants-In-Aid and Contributions - contd.</b>			
1601 - Grants-in-aid from Central Government - contd.			
02 - Grants for State/ Union Territory Plan Schemes - contd.			
188 - Elementary Education-			
National Programme of Mid Day Meals in Schools	1,27,20.49	1,08,45.25	17.29
Sarva Shiksha Abhiyan	3,18,93.46	4,65,80.14	(-)31.53
Support to Education Development including Teacher Training & Adult Education	12,73.39	35.00	3538.26
Scheme for providing Quality Education in Madarsas/Minorities	2,04.48	0.00	100.00
191 - Assistance to Local Bodies	0.00	38.84	(-)100.00
246 - Family Welfare			
Flexible Pool for Communicable Diseases	9,37.19	40,39.28	(-)76.80
Flexible Pool for Non Communicable Diseases	1,65.00	10,76.35	(-)84.67
National AIDS Control Programme	12,42.65	13,04.08	(-)4.71
National Leprosy Eradiction Programme	1,32.66	90.46	46.65
National Tobacco Control Programme	0.00	18.09	(-)100.00
National Urban Health Mission	13,01.43	13,15.21	(-)1.05
NRHM-RCH Flexible Pool	1,57,24.00	1,32,69.79	18.49
Public Health Prevention and Control of Diseases	18,72.82	1,57.75	1087.20
Pulse Polio Immunization Programme	0.00	5,61.60	(-)100.00
Direction and Administration	36,38.22	0.00	100.00
National Rabies control programme	10.00	0.00	100.00

**14. DETAILED STATEMENT OF REVENUE AND CAPITAL RECEIPTS BY MINOR HEADS - Contd.**

Heads	Actuals		Per cent of Increase (+) / Decrease (-) during the year
	2015-16	2014-15	
	<i>(₹ in lakh)</i>		
<b>C- Grants-In-Aid and Contributions - contd.</b>			
1601 - Grants-in-aid from Central Government - contd.			
02 - Grants for State/ Union Territory Plan Schemes - contd.			
264 - Water Supply - Rural Water Supply Programme	93,13.33	1,15,12.00	(-)19.10
269 - Sewrage and Sanitation Service			
Swachch Bharat Abhiyan	88,40.45	8,74.01	911.48
356- Womens Welfare-			
National Mission for Empowerment of women including IGMSY	16.04	0.00	100.00
358 - Social Welfare- Child Welfare	0.00	8,11.39	(-)100.00
377- Welfare of Backward Classes-			
Post Matric Scholarship	23,76.00	0.00	100.00
Pre-Matric Scholarship	2,14.85	0.00	100.00
416 - Rural Housing- Indira Awaas Yojana	70,41.44	1,71,55.37	(-)58.95
417 - Social Welfare - Welfare of Aged, Infirm and Destitute	3,88,83.88	2,18,99.13	77.56
418 - Self Employment Programme- National Rural Livelyhood Mission	1,02,17.13	67,08.30	52.31
419 - National Rural Employment Gurantee Scheme-NREGA	9,78,79.90	7,24,33.41	35.13
420 - Pradhan Mantri Gram Sadak Yojana	4,38,90.99	0.00	100.00
EAP Component	4,26,09.01	2,49,48.49	70.79
436- Crop Husbandry (Commercial Crops)			
Pradhan Mantri Krishi Sinchai Yojana	10,16.16	0.00	100.00
Krinshonnati Yojna	23,04.66	0.00	100.00

**14. DETAILED STATEMENT OF REVENUE AND CAPITAL RECEIPTS BY MINOR HEADS - Contd.**

Heads	Actuals		Per cent of Increase (+) / Decrease (-) during the year
	2015-16	2014-15	
	<i>(₹ in lakh)</i>		
<b>C- Grants-In-Aid and Contributions - contd.</b>			
1601 - Grants-in-aid from Central Government - contd.			
02 - Grants for State/ Union Territory Plan Schemes - contd.			
437- Crop Husbandry			
Manures and fertilisers	2,79.11	0.00	100.00
442- Agricultural Engineering	66.22	0.00	100.00
446 - Crop Husbandry-Other Grants			
Krinshonnati Yojna	78,32.00	0.00	100.00
Additional Central Assistance for State Plan under RKVY	0.00	1,53,15.00	(-)100.00
Commercial Crops	0.00	22,61.51	(-)100.00
Horticulture& Vegetable Crops	0.00	18,67.10	(-)100.00
National Mission for Sustainable Agriculture	0.00	50.69	(-)100.00
National Mission on Micro Irrigation (NMMI)	0.00	9,30.00	(-)100.00
Extension and Farmers Training	0.00	10,57.77	(-)100.00
Development of Oil Seeds	0.00	73.52	(-)100.00
448- Crop Husbandry-Extention and Farmers Training			
Krinshonnati Yojna	16,01.17	0.00	100.00
460- Crop Husbandry-Horticulture and Vegetable crops			
Krishonnati Yojna	9,78.73	0.00	100.00
471 - Other Rural Development Programme			
Grants for Backward Regions	0.00	1,63,24.00	(-)100.00
Rajiv Gandhi Panchyat Sashaktikaran Abhiyan	0.00	16,20.22	(-)100.00

**14. DETAILED STATEMENT OF REVENUE AND CAPITAL RECEIPTS BY MINOR HEADS - Contd.**

Heads	Actuals		Per cent of Increase (+) / Decrease (-) during the year
	2015-16	2014-15	
	(₹ in lakh)		
<b>C- Grants-In-Aid and Contributions - contd.</b>			
1601 - Grants-in-aid from Central Government - contd.			
02 - Grants for State/ Union Territory Plan Schemes - contd.			
583 - Animal Husbandry	73.94	11,14.00	(-)93.36
661 - Wasteland Development National Development Programme	20,13.00	0.00	100.00
665 - National Afforestation Programme	0.00	3,40.00	(-)100.00
720 - Foreign Trade and Export Promotion	0.00	5,14.00	(-)100.00
789 - Special Component Plan for Scheduled Castes			
Animal Husbandry	0.00	1,86.00	(-)100.00
Crop Husbandry	0.00	12,64.45	(-)100.00
Family Welfare-			
Flexipool for Communicable Diseases	4,39.93	26,30.37	(-)83.27
Flexipool for Non Communicable Diseases	128.00	1,73.31	(-)26.14
National Blindness Control Programme	0.00	20.00	(-)100.00
National Tobacco Control Programme	0.00	3.60	(-)100.00
National Urban Health Mission	1,57.00	1,73.21	(-)9.36
NRHM-RCH-Flexible Pool	40,15.50	8,25.00	386.73
Other Rural Development Programme-Panchayati Raj-Grants for Backward Regions	0.00	35,83.00	(-)100.00
Social Welfare- Child Welfare- Rajiv Gandhi Scheme for Empowerment of Adolescent Girls	0.00	133.11	(-)100.00
Rural Housing- Indira Awaas Yojana	55,39.11	12,13.14	356.59
Elementary Education- Sarva Shiksha Abhiyan	82,61.62	1,02,01.77	(-)19.02
Elementary Education- National Programme of Mid Day Meals in Schools	42,74.14	27,48.65	55.50

**14. DETAILED STATEMENT OF REVENUE AND CAPITAL RECEIPTS BY MINOR HEADS - Contd.**

Heads	Actuals		Per cent of Increase (+) / Decrease (-) during the year
	2015-16	2014-15	
	<i>(₹ in lakh)</i>		
<b>C- Grants-In-Aid and Contributions - contd.</b>			
1601 - Grants-in-aid from Central Government - contd.			
02 - Grants for State/ Union Territory Plan Schemes - contd.			
Secondary Education - Rastriya Madhyamik Shiksha Abhiyan	9,24.89	81,58.57	(-)99.69
Central Assistance for Developing Export Infrastructure and Other Allied Activities	0.00	1,15.00	(-)100.00
Support to Education Development including Teacher Training & Adult Education	3,67.50	1,27.55	188.12
Scheme for the Development of Scheduled Castes	5,48.26	1,40.88	289.18
Sewerage and Sanitation Services	20,56.56	2,68.60	665.66
Water Supply-Rural Water Supply Programme	16,79.53	36,41.49	(-)53.88
Youth Welfare Programme for Students- National Service Scheme	0.00	3.22	(-)100.00
National Afforestation Programme	0.00	5,20.30	(-)100.00
National e-Governance Action Plan	0.00	1,72.47	(-)100.00
Pradhan Mantri Krishi Sinchai Yojana	4,81.57	0.00	100.00
Krinshonnati Yojna	14,67.95	0.00	100.00
Pradhan Mantri Adarsh Gram Yojana	21,00.00	0.00	100.00
Indira Gandhi Matritva Sahyog Yojana	1.28	0.00	100.00
Animal Husbandry-vetrinary Services and Animal Health	15.15	0.00	100.00
Medical Education training and Research Ayurveda	90.25	0.00	100.00
796 - Tribal Area Sub-Plan			
Crop Husbandry	0.00	40,14.71	(-)100.00
Family Welfare - Flexipool for communicable Diseases	4,71.47	2,02.38	132.96



**14. DETAILED STATEMENT OF REVENUE AND CAPITAL RECEIPTS BY MINOR HEADS - Contd.**

Heads	Actuals		Per cent of Increase (+) / Decrease (-) during the year
	2015-16	2014-15	
	<i>(₹ in lakh)</i>		
<b>C- Grants-In-Aid and Contributions - contd.</b>			
1601 - Grants-in-aid from Central Government - contd.			
02 - Grants for State/ Union Territory Plan Schemes - contd.			
Flexipool for Non communicable Diseases	2,76.00	4,30.03	(-)35.82
National Urban Health Mission	2,88.00	1,61.59	78.23
NRHM-RCH-Flexible Pool	66,80.00	55,12.00	21.19
Direction and Administration	17,94.66	0.00	100.00
Public Health-Prevention and Control of Diseases	2,23.07	22,22.09	(-)89.96
Rural Housing- Indira Awaas Yojana	1,71,59.71	26,61.63	544.71
Elementary Education- Sarva Shiksha Abhiyan	1,59,66.07	1,96,39.27	(-)18.70
Elementary Education- National Programme of Mid Day Meals in Schools	75,23.53	79,15.02	(-)4.95
Secondary Education- Rastriya Madhyamik Shiksha Abhiyan	1,15.69	22,74.07	(-)94.91
Umbrella Scheme for Education of ST Children	0.00	65,40.23	(-)100.00
Support to Education Development including Teacher Training & Adult Education	1,96.61	1,08.60	81.04
Welfare for Scheduled Tribe - Grants for Backward Region	0.00	82,68.00	(-)100.00
Sewerage and Sanitation Services	12,30.90	11,62.61	5.87
Water Supply-Rural Water Supply Programme	22,16.41	47,26.75	(-)53.11
Youth Welfare Programme for Students- National Service Scheme	0.00	27.91	(-)100.00
National e-Governance Action Plan	0.00	3,84.39	(-)100.00

**14. DETAILED STATEMENT OF REVENUE AND CAPITAL RECEIPTS BY MINOR HEADS - Contd.**

Heads	Actuals		Per cent of Increase (+) / Decrease (-) during the year
	2015-16	2014-15	
<i>(₹ in lakh)</i>			
<b>C- Grants-In-Aid and Contributions - contd.</b>			
1601 - Grants-in-aid from Central Government - contd.			
02 - Grants for State/ Union Territory Plan Schemes - conclud.			
Medium Irrigation-Accelerated irrigation benefit and flood management programme	4,25.00	0.00	100.00
Pradhan Mantri Krishi Sinchai Yojana	3,29.00	0.00	100.00
Krinshonnati Yojna	13,57.72	0.00	100.00
Medical Edn,training and Research-Ayurveda	89.05	0.00	100.00
<b>Total-02</b>	<b>49,50,17.56</b>	<b>49,14,69.30</b>	<b>0.72</b>
03 - Grants for Central Plan Schemes-			
306 - Minor Irrigation	0.00	1,11.02	(-)100.00
356 - Womens Welfare -			
National mission for empowerment of women including IGMSY	8.20	0.00	100.00
Womens Helpline Centre Management	34.54	0.00	100.00
358 - Social Welfare -Child Welfare			
Beti Bachao Beti Padhao	39.83	0.00	100.00
377 - Welfare of Backward Classes - Education	0.00	32,38.36	(-)100.00
432 - Surveys & Statistics - Economic Advice & Statistics	0.00	17,31.49	(-)100.00
438 - Crop Husbandary			
Agriculture Engineering	0.00	2,21.81	(-)100.00
Agriculture Economies & Statistics	0.00	15.55	(-)100.00
Krishonnati Yojna	98.21	0.00	100.00

**14. DETAILED STATEMENT OF REVENUE AND CAPITAL RECEIPTS BY MINOR HEADS - Contd.**

Heads	Actuals		Per cent of Increase (+) / Decrease (-) during the year
	2015-16	2014-15	
	<i>(₹ in lakh)</i>		
<b>C- Grants-In-Aid and Contributions - contd.</b>			
1601 - Grants-in-aid from Central Government - contd.			
03 - Grants for Central Plan Schemes- conclud.			
441 - Krinshonnati Yojna	50.00	0.00	100.00
560 - Special Assistance (State & Union Territory Govt.)	1,50.00	0.00	100.00
576 - Animal Husbandary-Cattle & Buffalo Development			
Integrated Sample Survey on Estimation of Production of Major Livestock Product	0.00	1.30	(-)100.00
632 - Fisheries-Marine Fisheries	3,75.00	82.04	357.09
789 - Special Component Plan for Scheduled Castes			
Sub Mission on Agricultural Mechanization	0.00	64.40	(-)100.00
Welfare of 'SC' - Economic Development	14,14.89	16,06.04	(-)11.90
Social Welfare-Welfare of Handicapped	0.00	5.48	(-)100.00
Fisheries - Marine Fisheries	0.00	99.75	(-)100.00
796 - Tribal Area Sub-Plan			
Sub Mission on Agricultural Mechanization		71.55	(-)100.00
Welfare of Scheduled Tribes-Education	29,19.80	11,07.11	163.73
<b>Total - 03</b>	<b>50,90.47</b>	<b>83,55.90</b>	<b>(-)39.08</b>

**14. DETAILED STATEMENT OF REVENUE AND CAPITAL RECEIPTS BY MINOR HEADS - Contd.**

Heads	Actuals		Per cent of Increase (+) / Decrease (-) during the year
	2015-16	2014-15	
	<i>(₹ in lakh)</i>		
<b>C- Grants-In-Aid and Contributions - contd.</b>			
1601 - Grants-in-aid from Central Government - contd.			
04 - Grants for Centrally Sponsored Plan Schemes			
105 - Grants from Central Road Fund	0.00	11,40.00	(-)100.00
112 - Technical Education			
Technical Education Quality Improvement Programme of Government of India (TEQIP)	0.00	1,72.50	(-)100.00
117 - Police- Other Grants			
National Scheme for Modernization of Police & Other Forces	0.00	17,62.61	(-)100.00
Other Disaster Management Project including School Safety Programme (ODMP)	54.00	0.00	100.00
170 - Urban Housing - other Grants			
Pradhan Mantri Awas Yojana	46,04.73	0.00	100.00
Sardar Patel Urban Housing Scheme	2,24.26	0.00	100.00
174 - Technical Education - Engineering			
Technical Education Quality Improvement Programme	2,93.53	0.00	100.00
188 - Elementary Education			
Technical Education Quality Improvement Programme	0.00	1,16.25	(-)100.00
189 - University and Higher Education -			
Rastriya Uchcharat Shiksha Abhiyan(RUSA)	14,83.36	0.00	100.00
214 - Administration of Justice			
Grants for Infrastructural Facilities for Judiciary	30,44.00	30,44.00	0.00

**14. DETAILED STATEMENT OF REVENUE AND CAPITAL RECEIPTS BY MINOR HEADS - Contd.**

Heads	Actuals		Per cent of Increase (+) / Decrease (-) during the year
	2015-16	2014-15	
	<i>(₹ in lakh)</i>		
<b>C- Grants-In-Aid and Contributions - contd.</b>			
1601 - Grants-in-aid from Central Government - contd.			
04 - Grants for Centrally Sponsored Plan Schemes - contd.			
236 - Family Welfare			
Direction and Administration	0.00	4,14.17	(-)100.00
NRHM-RCH Flexible pool	0.00	25.50	(-)100.00
282 - Water Supply and Sanitation			
Swachh Bharat Mission	0.00	15,27.00	(-)100.00
287 - Labour and Employment			
Training of Craftsmen and Supervisors	6,05.49	28.12	2053.54
Social Security for Unorganised Workers	0.00	3,05.25	(-)100.00
315 - Assistance to Local Bodies			
Service Level Improvement Plan	1,75.00	0.00	100.00
Mission for Smart Cities	29,59.00	0.00	100.00
356 - Social Welfare -Woman's Welfare			
National Mission for Empowerment of women(NMEW)	5.00	0.00	100.00
358 - Social Welfare- Child Welfare			
Integrated Child Development Services (ICDS)	2,93,50.95	2,79,16.38	5.14
World Bank Assisted ICDS Project	1,80.00	2,91.42	(-)38.23
Integrated Child Protection Scheme (ICPS)	1,61.71	36.03	348.82
Rajiv Gandhi Scheme for empowerment of Adolescent Girls	1,93.31	0.00	100.00
One Step Centre Management	10.27	0.00	100.00

**14. DETAILED STATEMENT OF REVENUE AND CAPITAL RECEIPTS BY MINOR HEADS - Contd.**

Heads	Actuals		Per cent of Increase (+) / Decrease (-) during the year
	2015-16	2014-15	
<i>(₹ in lakh)</i>			
<b>C- Grants-In-Aid and Contributions - contd.</b>			
1601 - Grants-in-aid from Central Government - contd.			
04 - Grants for Centrally Sponsored Plan Schemes - contd.			
378 - Welfare of Scheduled Castes, Scheduled Tribes and Other Backward Classes			
Multi Sectoral Development for Minorities	9,62.90	5,98.63	60.85
435 - Other General Economic Services			
National Urban Livelihoods Mission (NULM)	13,76.45	9,13.43	50.69
552 - Food - Food Processing			
National Mission on Food Processing	0.00	1,53.18	(-)100.00
657 - Intensification of Forest Management			
Forest Protection and Infrastructure	83.62	2,60.16	(-)67.86
660 - Environment Forest and Wild Life			
Intensification of Forest Management	0.00	42.87	(-)100.00
Development of National Parks & Sanctuaries	9.15	1,01.12	(-)90.95
Project Tiger	0.00	84.04	(-)100.00
Project Elephant	53.45	88.43	(-)39.55
726 - Village and Small Scale Industries			
Catalytic Development Programme(CDP)	0.00	9,77.26	(-)100.00
789 - Special Component Plan for Scheduled Castes			
Family Welfare - Direction & Administration	0.00	1,09.11	(-)100.00
Technical Education- Technical Education Quality Improvement Programme of Government of India (TEQIP)	56.82	22.50	152.53
Environmental Forestry and Wild Life - Project Tiger	47.98	1,15.04	(-)58.29

**14. DETAILED STATEMENT OF REVENUE AND CAPITAL RECEIPTS BY MINOR HEADS - Contd.**

Heads	Actuals		Per cent of Increase (+) / Decrease (-) during the year
	2015-16	2014-15	
	<i>(₹ in lakh)</i>		
<b>C- Grants-In-Aid and Contributions - contd.</b>			
1601 - Grants-in-aid from Central Government - contd.			
04 - Grants for Centrally Sponsored Plan Schemes - contd.			
789 - Special Component Plan for Scheduled Castes - conclud.			
Social Welfare-Child Welfare- Integrated Child Development Services (ICDS)	56,48.98	99,35.26	(-)43.14
Machinery for protection of Civil Rights Act,1955 and the SCs and STs(Prevention of Atrocities) Act,1989	50.00	0.00	100.00
Welfare of SC Education- Post Matric Scholarsips for SC Students	9,11.00	9,00.00	1.22
Labour and Employment- Social Security for Unorganised Workers	0.00	79.39	(-)100.00
Village & Small Scale Industries - Catalytic Development Programme(CDP)	0.00	2,45.36	(-)100.00
Training of Craftsmen and Supervisors	17.50	0.00	100.00
Integrated Development of Wild life habitats	9.47	0.00	100.00
Rastriya Uchcharat Shiskha Abhiyan(RUSA)	2,87.10	0.00	100.00
796 - Tribal Area Sub-Plan			
Family Welfare - Direction & Administration	0.00	2,04.30	(-)100.00
Technical Education- Technical Education Quality Improvement Programme of Government of India (TEQIP)	28.40	11.25	152.44
Rastriya Uchcharat Shiskha Abhiyan(RUSA)	1,43.54	0.00	100.00
Social Welfare-Child Welfare- Integrated Child Development Services (ICDS)	37,80.95	90,52.66	(-)58.23
Other General Economic Services - National Urban Livelihoods Mission(NULM)	84.87	99.12	(-)14.38

**14. DETAILED STATEMENT OF REVENUE AND CAPITAL RECEIPTS BY MINOR HEADS - Contd.**

Heads	Actuals		Per cent of Increase (+) / Decrease (-) during the year
	2015-16	2014-15	
	<i>(₹ in lakh)</i>		
<b>C- Grants-In-Aid and Contributions - conclud.</b>			
1601 - Grants-in-aid from Central Government - conclud.			
04 - Grants for Centrally Sponsored Plan Schemes - conclud.			
796 - Tribal Area Sub-Plan - conclud.			
Village & Small Scale Industries - Catalytic Development Programme(CDP)	0.00	4,77.35	(-)100.00
Training of Craftsmen and Supervisors	1,37.12	0.00	100.00
Labour and Employment- Social Security for Unorganised Workers	0.00	1,66.66	(-)100.00
Pradhan Mantri Awas Yojana	3,95.04	0.00	100.00
Supplementary Nutrition	76,45.00	0.00	100.00
<b>Total - 04</b>	<b>6,50,73.95</b>	<b>6,14,16.33</b>	<b>5.96</b>
<b>Total - 1601</b>	<b>73,37,63.76</b>	<b>73,92,67.74</b>	<b>(-)0.74</b>
<b>Total - C - Grants-in-aid and Contributions</b>	<b>73,37,63.76</b>	<b>73,92,67.74</b>	<b>(-)0.74</b>
<b>Total - Receipt Heads ( Revenue Account )</b>	<b>4,06,38,34.97</b>	<b>3,15,64,55.61</b>	<b>28.75</b>



**14. DETAILED STATEMENT OF REVENUE AND CAPITAL RECEIPTS BY MINOR HEADS - Contd.**

**EXPLANATORY NOTES**

(I) A comparative summary of transactions for the period from 2014-15 and 2015-16 is given below :-

	2014-2015	2015-2016
		<i>(₹ in lakh)</i>
<b>Opening Cash Balance</b>	4,28,20.48	(-)2,24,12.95
<b>Part I Consolidated Fund -</b>		
(a) Transactions on Revenue Account-		
Receipt Heads	3,15,64,55.61	4,06,38,34.97
Expenditure Heads	3,17,94,90.05	3,65,52,83.04
<b>Net Revenue Surplus (+)/ deficit(-)</b>	<b>(-)2,30,34.44</b>	<b>40,85,51.93</b>
(b) Transactions other than on Revenue Account-		
Capital Account (Net)	(-)55,42,94.04	(-)81,58,51.39
Public Debt (Net)	48,10,23.92	1,09,98,71.52
Loans and Advances (Net)	(-)7,90,72.13	(-)74,48,94.27
Inter State Settlement	0.00	0.00
<b>Part II Contingency Fund (Net)</b>		
<b>Part III Public Account (Net)</b>	<b>11,01,43.26</b>	<b>5,43,42.44</b>
<b>Overall Surplus(+)/Deficit(-)</b>	<b>(-)6,52,33.43</b>	<b>20,20.23</b>
<b>Closing Cash Balance</b>	<b>(-)2,24,12.95</b>	<b>(-)2,03,92.72</b>

**14. DETAILED STATEMENT OF REVENUE AND CAPITAL RECEIPTS BY MINOR HEADS - Contd.**

**EXPLANATORY NOTES - Contd.**

**(II) Receipts from the Government of India- The revenue receipts of ₹ 4,06,38,34.99 lakh includes ₹ 2,33,06,38.76 lakh received from the Government of India as follows:-**

**(i) Share of net proceeds of divisible Union Taxes -**

(a) Corporation Tax	50,30,88.00
(b) Taxes on Income other Corporation Tax	35,03,37.00
(c) Other taxes on Income and Expenditure	9.00
(d) Taxes on Wealth	1,07.00
(e) Customs	25,51,26.00
(f) Union Excise Duties	21,16,98.00
(g) Service Tax	27,54,68.00
(h) Other Taxes and Duties on Commodities and Services	10,42.00

**(ii) Statutory grants under Article 275(1) of the Constitution** 10,44,46.58

**(iii) Other Grants-**

(a) Grants under State Plan Schemes (other than those included in Statutory grants)	47,28,14.60
(b) Grants under Central Plan Schemes (Other than those included in Statutory grants)	50,90.47
(c) Grants under Centrally Sponsored Schemes	6,50,73.95
(d) Non-Plan grants (Other than those included in Statutory Grants)	8,63,38.16

---

**Total**

**2,33,06,38.76**

---

## 14. DETAILED STATEMENT OF REVENUE AND CAPITAL RECEIPTS BY MINOR HEADS - Contd.

### EXPLANATORY NOTES - Contd.

(iii) **Taxation Changes during the year :-**

Taxes on Sales, Trade, etc. :- No new tax was levied during the year.

(iv) **Revenue Receipts:** The Revenue increased from ₹ 3,15,64.56 crore in 2014-15 to ₹ 4,06,38.35 crore in 2015-16. The net increase of ₹ 90,73.79 crore was mainly under the following heads :-

Major head of Account	Increase (₹ in crore)	Main reasons
1 0020 - Corporation Tax Government	17,17.94	More receipts under Share of net proceeds assigned to states
2 0044 - Service Tax	13,56.12	More receipts under Share of net proceeds assigned to states
3 0038 - Union Excise Duties	12,50.59	More receipts under share of net proceeds assigned to State.
4 0021 - Taxes on Income other than Corporation Tax	11,37.61	More receipts under share of net proceeds assigned to State.
5 0037 - Customs	10,16.92	More receipts under share of net proceeds assigned to State.
6 0040 - Taxes on Sales, Trade etc.	9,29.23	More receipts mainly under Central Sales Tax Act. & Receipts under State Sales Tax Act
7 0853 - Non-ferrous Mining and Metallurgical Industries	9,11.43	More receipts mainly under Mineral Concession Fees, rent and royalties
8 0070 - Other Administrative Services	5,07.32	More receipts mainly under receipts from Guest Houses, Govt. Hostels etc and other receipts
9 0217 - Urban Development	2,30.95	More receipts mainly under receipts from Municipalities etc.
10 0039 - State Excise	1,72.31	More receipts mainly under Foreign Liquors and Spirits and other receipts.
11 0029 - Land Revenue	80.81	More receipts mainly under Land Revenue/Tax, Rates Cesses on Land, Sale proceeds of Waste Lands and redemption of Land Tax and other receipts.
12 0028 - Other Taxes on Income and Expenditure	25.79	More receipts mainly under Taxes on Professions, Trade, Calling and Employment.
13 0055 - Police	25.06	More receipts mainly under Fees, Fines and Forfeitures.

**14. DETAILED STATEMENT OF REVENUE AND CAPITAL RECEIPTS BY MINOR HEADS - Concl'd.**  
**EXPLANATORY NOTES - Concl'd.**

The above increase in Receipt was partly offset by decrease mainly under:-

Major head of Account		Decrease (₹ in crore)	Main reasons
1	0700 - Major Irrigation	1,75.71	Less receipts mainly under other receipts.
2	1601 - Grants-in-aid from Central Government	55.04	Less receipt mainly under Special Assistance to States, Sarva Shiksha Abhiyan, Rural Water Supply Programme, Rastriya Madhyamik Shiksha Abhiyan and Integrated Child Development Services.
3	0515 - Other Rural Development Programmes	53.49	Less receipts mainly under other receipts.
4	0043 - Taxes and Duties on Electricity	49.72	Less receipts mainly under Small Scale Industries and Sericulture Industries
5	0041 - Taxes on Vechicles	27.79	Less receipts mainly under State Motor Vehicles Taxation Acts .
6	0049 - Interest Receipts	20.60	Less receipts under interest realised on Investment of Cash balances and other receipts.
7	0210 - Medical and Public Health	10.02	Less receipt under Fees and Fines etc. and other receipts.
8	0801 - Power	9.83	Less receipts under other receipts.
9	0032 - Taxes on Wealth	7.87	Less receipts under share of net proceeds assigned to State.
10	0250 - Other Social Services	4.92	Less receipt under Welfare of Scheduled Castes, Scheduled Tribes and Other Backward Classes and other receipts.
11	0404 - Dairy Development	4.01	Less receipts under other receipts.
12	0056 - Jail	1.16	Less receipts under other receipts.

## 15. DETAILED STATEMENT OF REVENUE EXPENDITURE BY MINOR HEADS

*Figures in italics represent charged expenditure*

Heads	Actuals for the year 2015-16			Actuals for 2014-15	<i>Per cent of Increase (+)/ Decrease(-) during the year</i>	
	Non-Plan	Plan				Total
		State Plan	CSS/ CPS*			
<b>EXPENDITURE HEADS (Revenue Account)</b>				<i>(₹ in lakh)</i>		
<b>A- General Services</b>						
<b>(a) Organs of State</b>						
2011- Parliament/ State/ Union Territory Legislatures						
02- State/Union Territory Legislatures						
	<i>29.11</i>	0.00	0.00	20,41.97	12,92.27	58.01
101- Legislative Assembly	20,12.86					
103- Legislative Secretariat	38,11.85	0.00	0.00	38,11.85	37,48.62	1.69
<b>Total 02</b>	<b><i>29.11</i></b>					
	<b>58,24.71</b>	<b>0.00</b>	<b>0.00</b>	<b>58,53.82</b>	<b>50,40.89</b>	<b>16.13</b>
<b>Total-2011</b>	<b><i>29.11</i></b>					
	<b>58,24.71</b>	<b>0.00</b>	<b>0.00</b>	<b>58,53.82</b>	<b>50,40.89</b>	<b>16.13</b>
<b>Salary</b>	<b><i>49,44.84</i></b>					
2012- President, Vice-President/ Governor, Administrator of Union Territories						
03- Governor/Administrator of Union Territories						
090- Secretariat	3,84.21	0.00	0.00	3,84.21	3,40.58	12.81
101- Emoluments and allowances of the Governor/ Administrator of Union Territories	12.60	0.00	0.00	12.60	13.20	(-)4.55

In this Statement abbreviations of CSS and CPS signify Centrally Sponsored Schemes and Central Plan Schemes respectively. The figures with star marks (\*) indicate "CPS" expenditure.

## 15. DETAILED STATEMENT OF REVENUE EXPENDITURE BY MINOR HEADS - contd.

*Figures in italics represent charged expenditure*

Heads	Actuals for the year 2015-16			Total	Actuals for 2014-15	<i>Per cent of Increase (+)/ Decrease(-) during the year</i>
	Non-Plan	Plan				
		State Plan	CSS/ CPS*			
<b>EXPENDITURE HEADS (Revenue Account)</b>				<i>(₹ in lakh)</i>		
<b>A- General Services - contd.</b>						
<b>(a) Organs of State - contd.</b>						
102- Discretionary Grants	<i>14.24</i>	0.00	0.00	14.24	<i>13.60</i>	4.71
103- Household Establishment	<i>2,16.45</i>	0.00	0.00	2,16.45	<i>2,05.75</i>	5.20
104- Sumptuary Allowances	<i>1.12</i>	0.00	0.00	1.12	<i>0.79</i>	41.77
105- Medical Facilities	<i>13.69</i>	0.00	0.00	13.69	<i>44.93</i>	(-)69.53
106- Entertainment Expenses	<i>0.11</i>	0.00	0.00	0.11	<i>0.14</i>	(-)21.43
107- Expenditure from Contract Allowance	<i>0.51</i>	0.00	0.00	0.51	<i>1.68</i>	(-)69.64
108- Tour Expenses	<i>12.26</i>	0.00	0.00	12.26	<i>13.61</i>	(-)9.92
<b>Total-03</b>	<b><i>6,55.19</i></b>	<b>0.00</b>	<b>0.00</b>	<b><i>6,55.19</i></b>	<b><i>6,34.28</i></b>	<b>3.30</b>
<b>Total-2012</b>	<b><i>6,55.19</i></b>	<b>0.00</b>	<b>0.00</b>	<b><i>6,55.19</i></b>	<b><i>6,34.28</i></b>	<b>3.30</b>
<b>Salary</b>	<b><i>4,59.56</i></b>					
2013- Council of Ministers						
101- Salary of Ministers and Deputy Ministers	9,62.41	0.00	0.00	9,62.41	4,39.79	118.83
105- Discretionary grant by Ministers	32.33	0.00	0.00	32.33	35.85	(-)9.82
108- Tour Expenses	58.71	0.00	0.00	58.71	54.64	7.45
<b>Total-2013</b>	<b>10,53.45</b>	<b>0.00</b>	<b>0.00</b>	<b>10,53.45</b>	<b>5,30.28</b>	<b>98.66</b>
<b>Salary</b>	<b>5,10.41</b>					

**15. DETAILED STATEMENT OF REVENUE EXPENDITURE BY MINOR HEADS - contd.**

*Figures in italics represent charged expenditure*

Heads	Actuals for the year 2015-16			Actuals for 2014-15	Per cent of Increase (+)/ Decrease(-) during the year
	Non-Plan	Plan	Total		
		State Plan	CSS/ CPS*		
<b>EXPENDITURE HEADS (Revenue Account)</b>				<i>(₹ in lakh)</i>	
<b>A- General Services - contd.</b>					
<b>(a) Organs of State - contd.</b>					
2014- Administration of Justice					
102- High Courts	53,41.29	0.00	0.00	48,78.53	9.49
105- Civil and Session Courts	2,21,61.61	0.00	0.00	1,83,65.36	20.67
114- Legal Advisers and Counsels	25,34.96	0.00	0.00	30,68.44	(-)17.39
<b>Total-2014</b>	<b>53,41.29</b>				
	<b>2,46,96.57</b>	<b>0.00</b>	<b>0.00</b>	<b>2,63,12.33</b>	<b>14.16</b>
<b>Salary</b>	<b>2,57,09.33</b>			<b>GIA</b>	<b>1,00.00</b>
2015- Elections					
102- Electoral Officers	10,33.52	0.00	0.00	8,25.88	25.14
103- Preparation and Printing of Electoral rolls	26,30.53	0.00	0.00	0.00	100.00
105- Charges for conduct of elections to Parliament	43.00	0.00	0.00	75,83.64	(-)99.43
106- Charges for conduct of elections to State/Union Territory Legislature	1,69.77	0.00	0.00	85,93.04	(-)98.02
108- Issue of Photo Identity Cards to Voters	2,00.05	0.00	0.00	46,30.58	(-)95.68
109- Charges for conduct of Election to Panchayats/ Local Bodies	2,76.79	0.00	0.00	2,12.96	29.97
<b>Total-2015</b>	<b>43,53.66</b>	<b>0.00</b>	<b>0.00</b>	<b>2,18,46.10</b>	<b>(-)80.07</b>
<b>Salary</b>	<b>7,54.95</b>				
<b>Total - (a) Organs of State</b>	<b>60,25.59</b>				
	<b>3,59,28.39</b>	<b>0.00</b>	<b>0.00</b>	<b>5,43,63.88</b>	<b>(-)22.83</b>

**15. DETAILED STATEMENT OF REVENUE EXPENDITURE BY MINOR HEADS - contd.**

*Figures in italics represent charged expenditure*

Heads	Actuals for the year 2015-16			Actuals for 2014-15	Per cent of Increase (+)/ Decrease(-) during the year	
	Non-Plan	Plan	Total			
		State Plan	CSS/ CPS*			
<b>EXPENDITURE HEADS (Revenue Account)</b>				<i>(₹ in lakh)</i>		
<b>A - General Services- contd.</b>						
<b>(b) Fiscal Services</b>						
<b>(ii) Collection of Taxes on Property and Capital transactions</b>						
2029- Land Revenue						
102- Survey and Settlement Operations	20,88.18	40.15	4.10	21,32.43	22,21.35	(-)4.00
103- Land Records	0.00	0.00	0.00	0.00	12.42	(-)100.00
104- Management of Government Estates	1,66,54.45	6.00	0.00	1,66,60.45	1,53,63.55	8.44
796- Tribal Area Sub-plan	0.00	53.23	13,27.07 (*)	13,80.30	3,21.14	329.81
800- Other expenditure	0.37	0.00	0.00	0.37	0.00	100.00
			<b>4.10</b>			
<b>Total-2029</b>	<b>1,87,43.00</b>	<b>99.38</b>	<b>13,27.07 (*)</b>	<b>2,01,73.55</b>	<b>1,79,18.46</b>	<b>12.59</b>
<b>Salary</b>	<b>1,82,75.28</b>					

(\*) Relates to CPS



## 15. DETAILED STATEMENT OF REVENUE EXPENDITURE BY MINOR HEADS - contd.

*Figures in italics represent charged expenditure*

Heads	Actuals for the year 2015-16			Total	Actuals for 2014-15	Per cent of Increase (+)/ Decrease(-) during the year
	Non-Plan	Plan				
		State Plan	CSS/ CPS*			
<b>EXPENDITURE HEADS (Revenue Account)</b>				<i>(₹ in lakh)</i>		
<b>A - General Services- contd.</b>						
<b>(b) Fiscal Services - Contd.</b>						
<b>(ii) Collection of Taxes on Property and Capital transactions-concl.</b>						
2030- Stamps and Registration						
02- Stamps - Non-Judicial						
001- Direction and Administration	6.59	0.00	0.00	6.59	9.75	(-)32.41
101- Cost of Stamps	4,42.79	0.00	0.00	4,42.79	2,24.72	97.04
<b>Total-02</b>	<b>4,49.38</b>	<b>0.00</b>	<b>0.00</b>	<b>4,49.38</b>	<b>2,34.47</b>	<b>91.66</b>
03- Registration						
001- Direction and Administration	12,86.65	0.00	0.00	12,86.65	14,51.15	(-)11.34
<b>Total - 03</b>	<b>12,86.65</b>	<b>0.00</b>	<b>0.00</b>	<b>12,86.65</b>	<b>14,51.15</b>	<b>(-)11.34</b>
<b>Total - 2030</b>	<b>17,36.03</b>	<b>0.00</b>	<b>0.00</b>	<b>17,36.03</b>	<b>16,85.62</b>	<b>2.99</b>
<b>Salary</b>	<b>7,88.15</b>					
			<b>4.10</b>			
<b>Total - (ii) Collection of Taxes on Property and Capital transactions</b>	<b>2,04,79.03</b>	<b>99.38</b>	<b>13,27.07 (*)</b>	<b>2,19,09.58</b>	<b>1,96,04.08</b>	<b>11.76</b>

(\*) Relates to CPS

**15. DETAILED STATEMENT OF REVENUE EXPENDITURE BY MINOR HEADS - contd.**

*Figures in italics represent charged expenditure*

Heads	Actuals for the year 2015-16			Actuals for 2014-15	Per cent of Increase (+)/ Decrease(-) during the year	
	Non-Plan	Plan	Total			
		State Plan	CSS/ CPS*			
<b>EXPENDITURE HEADS (Revenue Account)</b>				<i>(₹ in lakh)</i>		
<b>A - General Services- contd.</b>						
<b>(b) Fiscal Services Contd.</b>						
<b>(iii) Collection of Taxes on Commodities and Services</b>						
2039- State Excise						
001- Direction and Administration	18,95.88	0.00	0.00	18,95.88	14,22.04	33.32
<b>Total - 2039</b>	<b>18,95.88</b>	<b>0.00</b>	<b>0.00</b>	<b>18,95.88</b>	<b>14,22.04</b>	<b>33.32</b>
<b>Salary</b>	<b>13,74.20</b>					
2040- Taxes on Sales, Trade etc.						
001- Direction and Administration	3,21.86	0.00	0.00	3,21.86	11,36.70	(-)71.68
101- Collection Charges	43,65.13	51.96	0.00	44,17.09	35,92.20	22.96
796- Tribal Area Sub-Plan	0.00	49.46	0.00	49.46	0.00	100.00
<b>Total - 2040</b>	<b>46,86.99</b>	<b>1,01.42</b>	<b>0.00</b>	<b>47,88.41</b>	<b>47,28.90</b>	<b>1.26</b>
<b>Salary</b>	<b>33,08.31</b>					
2041- Taxes on Vehicles						
001- Direction and Administration	87.67	0.00	0.00	87.67	95.97	(-)8.65
101- Collection Charges	5,24.14	0.00	0.00	5,24.14	5,23.85	0.06
102- Inspection of Motor Vehicles	68.67	0.00	0.00	68.67	61.68	11.33
<b>Total - 2041</b>	<b>6,80.48</b>	<b>0.00</b>	<b>0.00</b>	<b>6,80.48</b>	<b>6,81.50</b>	<b>(-)0.15</b>
<b>Salary</b>	<b>6,14.07</b>					

## 15. DETAILED STATEMENT OF REVENUE EXPENDITURE BY MINOR HEADS - contd.

*Figures in italics represent charged expenditure*

Heads	Actuals for the year 2015-16			Actuals for 2014-15	<i>Per cent of Increase (+)/ Decrease(-) during the year</i>	
	Non-Plan	Plan				Total
		State Plan	CSS/ CPS*			
<b>EXPENDITURE HEADS (Revenue Account)</b>				<i>(₹ in lakh)</i>		
<b>A - General Services- contd.</b>						
<b>(b) Fiscal Services - conclud.</b>						
<b>(iii) Collection of Taxes on Commodities and Services - Conclud.</b>						
2045- Other Taxes and Duties on Commodities and Services						
103- Collection Charges - Electricity Duty	1,04.41	0.00	0.00	1,04.41	95.41	9.43
<b>Total - 2045</b>	<b>1,04.41</b>	<b>0.00</b>	<b>0.00</b>	<b>1,04.41</b>	<b>95.41</b>	<b>9.43</b>
<b>Salary</b>	<b>1,02.56</b>					
<b>Total - (iii) Collection of Taxes on Commodities and Services</b>	<b>73,67.76</b>	<b>1,01.42</b>	<b>0.00</b>	<b>74,69.18</b>	<b>69,27.85</b>	<b>7.81</b>
<b>(iv) Other Fiscal Services</b>						
2047- Other Fiscal Services						
103- Promotion of Small Savings	2,03.30	0.00	0.00	2,03.30	2,18.47	(-)6.94
<b>Total - 2047</b>	<b>2,03.30</b>	<b>0.00</b>	<b>0.00</b>	<b>2,03.30</b>	<b>2,18.47</b>	<b>(-)6.94</b>
<b>Salary</b>	<b>1,61.95</b>					
<b>Total - (iv) Other Fiscal Services</b>	<b>2,03.30</b>	<b>0.00</b>	<b>0.00</b>	<b>2,03.30</b>	<b>2,18.47</b>	<b>(-)6.94</b>
			<b>4.10</b>			
<b>Total - (b) Fiscal Services</b>	<b>2,80,50.09</b>	<b>2,00.80</b>	<b>13,27.07 (*)</b>	<b>2,95,82.06</b>	<b>2,67,50.40</b>	<b>10.59</b>

(\*) Relates to CPS

## 15. DETAILED STATEMENT OF REVENUE EXPENDITURE BY MINOR HEADS - contd.

*Figures in italics represent charged expenditure*

Heads	Actuals for the year 2015-16			Actuals for 2014-15	<i>Per cent of Increase (+)/ Decrease(-) during the year</i>	
	Non-Plan	Plan	Total			
		State Plan	CSS/ CPS*			
<b>EXPENDITURE HEADS (Revenue Account)</b>				<i>(₹ in lakh)</i>		
<b>A- General Services-contd.</b>						
<b>(c) Interest payments and servicing of Debt</b>						
2049- Interest Payments						
01- Interest on Internal Debt						
101- Interest on Market Loans	16,28,39.72	0.00	0.00	16,28,39.72	12,30,41.65	32.35
123- Interest on Special Securities issued to National Small Savings Fund of Central Government by State Government	9,66,58.00	0.00	0.00	9,66,58.00	9,35,58.52	3.31
200- Interest on Other Internal Debts	3,66,62.11	0.00	0.00	3,66,62.11	3,61,37.67	1.45
305- Management of Debt	6,58.91	0.00	0.00	6,58.91	3,24.63	102.97
<b>Total - 01</b>	<b>29,68,18.74</b>	<b>0.00</b>	<b>0.00</b>	<b>29,68,18.74</b>	<b>25,30,62.47</b>	<b>17.29</b>
03- Interest on Small Savings, Provident Funds, etc.						
104- Interest on State Provident Funds	2,20,97.53	0.00	0.00	2,20,97.53	2,62,90.50	(-)15.95
108- Interest on Insurance and Pension Fund	81.02	0.00	0.00	81.02	2.29	3437.99
<b>Total - 03</b>	<b>2,21,78.55</b>	<b>0.00</b>	<b>0.00</b>	<b>2,21,78.55</b>	<b>2,62,92.79</b>	<b>(-)15.65</b>

## 15. DETAILED STATEMENT OF REVENUE EXPENDITURE BY MINOR HEADS - contd.

*Figures in italics represent charged expenditure*

Heads	Actuals for the year 2015-16			Actuals for 2014-15	Per cent of Increase (+)/ Decrease(-) during the year	
	Non-Plan	Plan	Total			
		State Plan	CSS/ CPS*			
<b>EXPENDITURE HEADS (Revenue Account)</b>				<i>(₹ in lakh)</i>		
<b>A- General Services-contd.</b>						
<b>(c) Interest payments and servicing of Debt-concltd.</b>						
<b>2049- Interest Payments – concltd.</b>						
04- Interest on Loans and Advances from Central Government						
101- Interest on Loans for State/ Union Territory Plan Schemes	30,79.20	0.00	0.00	30,79.20	1,29,10.86	(-)76.15
104- Interest on Loans for Non-Plan Schemes	14,20.78	0.00	0.00	14,20.78	2,83.02	402.01
109- Interest on State Plan Loans Consolidated in terms of recommendations of 12th Finance Commission	77,92.92	0.00	0.00	77,92.92	0.00	100.00
<b>Total - 04</b>	<b>1,22,92.90</b>	<b>0.00</b>	<b>0.00</b>	<b>1,22,92.90</b>	<b>1,31,93.88</b>	<b>(-)6.83</b>
60- Interest on Other Obligations						
701- Miscellaneous	7,17.80	0.00	0.00	7,17.80	3,65.58	96.35
<b>Total - 60</b>	<b>7,17.80</b>	<b>0.00</b>	<b>0.00</b>	<b>7,17.80</b>	<b>3,65.58</b>	<b>96.35</b>
<b>Total - 2049</b>	<b>33,20,07.99</b>	<b>0.00</b>	<b>0.00</b>	<b>33,20,07.99</b>	<b>29,29,14.72</b>	<b>13.35</b>
<b>Total - (c) Interest payments and servicing of Debt.</b>	<b>33,20,07.99</b>	<b>0.00</b>	<b>0.00</b>	<b>33,20,07.99</b>	<b>29,29,14.72</b>	<b>13.35</b>

## 15. DETAILED STATEMENT OF REVENUE EXPENDITURE BY MINOR HEADS - contd.

*Figures in italics represent charged expenditure*

Heads	Actuals for the year 2015-16			Actuals for 2014-15	Per cent of Increase (+)/ Decrease(-) during the year	
	Non-Plan	Plan	Total			
		State Plan	CSS/ CPS*			
<b>EXPENDITURE HEADS (Revenue Account)</b>				<i>(₹ in lakh)</i>		
<b>A- General Services-contd.</b>						
<b>(d) Administrative Services</b>						
2051- Public Service Commission						
102- State Public Service Commission	6,07.78	0.00	0.00	6,07.78	5,34.42	13.73
103- Staff Selection Commission	1,52.07	0.00	0.00	1,52.07	1,13.80	33.63
<b>Total - 2051</b>	<b>6,07.78</b>	<b>0.00</b>	<b>0.00</b>	<b>7,59.85</b>	<b>6,48.22</b>	<b>17.22</b>
	<b>1,52.07</b>					
<b>Salary</b>	<b>3,75.15</b>					
2052- Secretariat-General Services						
090- Secretariate	56,19.62	0.00	0.00	56,19.62	1,05,37.76	(-)46.67
092- Other Offices	19,24.12	0.00	0.00	19,24.12	18,93.68	1.61
099- Board of Revenue	3,14.26	0.00	0.00	3,14.26	2,61.01	20.40
<b>Total - 2052</b>	<b>78,58.00</b>	<b>0.00</b>	<b>0.00</b>	<b>78,58.00</b>	<b>1,26,92.45</b>	<b>(-)38.09</b>
<b>Salary</b>	<b>60,57.98</b>				<b>GIA</b>	<b>1,34.32</b>
2053- District Administration						
093- District Establishments	58,02.89	0.00	0.00	58,02.89	53,37.35	8.72
094- Other Establishments	60,90.91	0.00	0.00	60,90.91	54,05.69	12.68
101- Commissioners	6,26.51	0.00	0.00	6,26.51	5,53.12	13.27
789- Special Component Plan for Scheduled Castes	0.00	9,80.67	0.00	9,80.67	9,84.00	(-)0.34
796- Tribal Area Sub-Plan	0.00	4,67,90.98	0.00	4,67,90.98	1,83,54.79	154.93
800- Other expenditure	0.00	36,33.04	0.00	36,33.04	30,34.83	19.71
<b>Total - 2053</b>	<b>1,25,20.31</b>	<b>5,14,04.69</b>	<b>0.00</b>	<b>6,39,25.00</b>	<b>3,36,69.78</b>	<b>89.86</b>
<b>Salary</b>	<b>1,13,60.30</b>				<b>GIA</b>	<b>4,06,83.14</b>

## 15. DETAILED STATEMENT OF REVENUE EXPENDITURE BY MINOR HEADS - contd.

*Figures in italics represent charged expenditure*

Heads	Actuals for the year 2015-16			Actuals for 2014-15	<i>Per cent of Increase (+)/ Decrease(-) during the year</i>	
	Non-Plan	Plan	Total			
		State Plan	CSS/ CPS*			
<b>EXPENDITURE HEADS (Revenue Account)</b>				<i>(₹ in lakh)</i>		
<b>A- General Services-contd.</b>						
<b>(d) Administrative Services –contd.</b>						
2054- Treasury and Accounts Administration						
095- Directorate of Accounts and Treasuries	2,25.93	0.00	0.00	2,25.93	2,25.85	0.04
097- Treasury Establishments	9,43.51	0.00	0.00	9,43.51	8,31.55	13.46
<b>Total - 2054</b>	<b>11,69.44</b>	<b>0.00</b>	<b>0.00</b>	<b>11,69.44</b>	<b>10,57.40</b>	<b>10.60</b>
<b>Salary</b>	<b>9,25.36</b>					
2055- Police						
001- Direction and Administration	1,66,82.87	0.00	0.00	1,66,82.87	1,35,41.19	23.20
003- Education and Training	16,33.47	0.00	0.00	16,33.47	16,44.63	(-)0.68
101- Criminal Investigation and Vigilance	1,05,83.91	0.00	0.00	1,05,83.91	88,23.30	19.95
104- Special Police	7,54,36.33	0.00	0.00	7,54,36.33	6,55,68.96	15.05
109- District Police	15,70,47.87	0.00	0.00	15,70,47.87	14,24,13.61	10.28
110- Village Police	1,78,92.26	0.00	0.00	1,78,92.26	1,62,90.95	9.83
111- Railway Police	50,25.38	0.00	0.00	50,25.38	47,85.73	5.01
113- Welfare of Police Personnel	1,80.39	0.00	0.00	1,80.39	1,80.87	(-)0.27
114- Wireless and Computers	19,47.26	0.00	0.00	19,47.26	19,22.43	1.29
115- Modernization of Police Force	6,95.57	0.00	0.00	6,95.57	3,24.13	114.60
796- Tribal Area Sub-Plan	0.00	0.00	0.00	0.00	11,00.00	(-)100.00
800- Other Expenditure	0.00	0.00	0.00	0.00	33,70.00	(-)100.00
<b>Total - 2055</b>	<b>28,71,25.31</b>	<b>0.00</b>	<b>0.00</b>	<b>28,71,25.31</b>	<b>25,99,65.80</b>	<b>10.45</b>
<b>Salary</b>	<b>24,71,74.30</b>					

## 15. DETAILED STATEMENT OF REVENUE EXPENDITURE BY MINOR HEADS - contd.

*Figures in italics represent charged expenditure*

Heads	Actuals for the year 2015-16			Actuals for 2014-15	<i>Per cent of Increase (+)/ Decrease(-) during the year</i>	
	Non-Plan	Plan	Total			
		State Plan	CSS/ CPS*			
<b>EXPENDITURE HEADS (Revenue Account)</b>				<i>(₹ in lakh)</i>		
<b>A- General Services-contd.</b>						
<b>(d) Administrative Services-contd.</b>						
2056- Jails						
001- Direction and Administration	1,86.57	0.00	0.00	1,86.57	1,80.75	3.22
101- Jails	1,04,16.01	0.00	0.00	1,04,16.01	1,05,88.72	(-)1.63
102- Jail Manufactures	3,56.73	0.00	0.00	3,56.73	4,66.50	(-)23.53
<b>Total - 2056</b>	<b>1,09,59.31</b>	<b>0.00</b>	<b>0.00</b>	<b>1,09,59.31</b>	<b>1,12,35.97</b>	<b>(-)2.46</b>
<b>Salary</b>	<b>17,32.73</b>					
2058- Stationery and Printing						
103- Government Presses	1,42.30	0.00	0.00	1,42.30	1,33.11	6.90
105- Government Publications	19.44	0.00	0.00	19.44	12.78	52.11
<b>Total - 2058</b>	<b>1,61.74</b>	<b>0.00</b>	<b>0.00</b>	<b>1,61.74</b>	<b>1,45.89</b>	<b>10.86</b>
<b>Salary</b>	<b>1,13.43</b>					
2059- Public Works						
80- General						
001- Direction and Administration	72,70.83	0.00	0.00	72,70.83	63,60.32	14.32
053- Maintenance and Repairs	33,30.60	4,92.77	0.00	38,23.37	29,95.98	27.62
103- Furnishings	20.99	0.00	0.00	20.99	15.83	32.60
<b>Total 80</b>	<b>1,06,22.42</b>	<b>4,92.77</b>	<b>0.00</b>	<b>1,11,15.19</b>	<b>93,72.13</b>	<b>18.60</b>
<b>Total- 2059</b>	<b>1,06,22.42</b>	<b>4,92.77</b>	<b>0.00</b>	<b>1,11,15.19</b>	<b>93,72.13</b>	<b>18.60</b>
<b>Salary</b>	<b>43,54.49</b>					



**15. DETAILED STATEMENT OF REVENUE EXPENDITURE BY MINOR HEADS - contd.**

*Figures in italics represent charged expenditure*

Heads	Actuals for the year 2015-16			Actuals for 2014-15	Per cent of Increase (+)/ Decrease(-) during the year
	Non-Plan	Plan	Total		
		State Plan	CSS/ CPS*		
<b>EXPENDITURE HEADS (Revenue Account)</b>				<i>(₹ in lakh)</i>	
<b>A General Services-Contd.</b>					
<b>(d) Administrative Services-concltd.</b>					
2070- Other Administrative Services					
003- Training	4,07.74	0.00	0.00	3,10.34	31.38
104- Vigilance	18,21.27	0.00	0.00	15,41.70	18.13
105- Special Commission of Enquiry	83.88	0.00	0.00	81.68	2.69
106- Civil Defence	2,59.75	0.00	0.00	2,32.03	11.95
107- Home Guards	62,19.10	0.00	0.00	81,04.94	(-)23.27
108- Fire Protection and Control	12,77.40	0.00	0.00	11,90.82	7.27
114- Purchase and Maintenance of transport	25,78.44	0.00	0.00	2,98.64	763.39
115- Guest Houses, Government Hostels, etc	10,72.80	0.00	0.00	8,06.13	33.08
796- Tribal Area Sub-Plan	0.00	1,92.75	0.00	0.00	100.00
800- Other Expenditure	4,86.13	0.00	0.00	4,30.29	12.98
<b>Total - 2070</b>	<b>1,42,06.51</b>	<b>1,92.75</b>	<b>0.00</b>	<b>1,29,96.57</b>	<b>10.79</b>
<b>Salary</b>	<b>47,16.22</b>			<b>GIA</b>	<b>0.51</b>
<b>Total - (d) Administrative Services</b>	<b>6,07.78</b>				
	<b>34,47,75.11</b>	<b>5,20,90.21</b>	<b>0.00</b>	<b>34,17,84.21</b>	<b>16.29</b>

**15. DETAILED STATEMENT OF REVENUE EXPENDITURE BY MINOR HEADS - contd.**

*Figures in italics represent charged expenditure*

Heads	Actuals for the year 2015-16			Actuals for 2014-15	Per cent of Increase (+)/ Decrease(-) during the year	
	Non-Plan	Plan	Total			
		State Plan	CSS/ CPS*			
<b>EXPENDITURE HEADS (Revenue Account)</b>				<i>(₹ in lakh)</i>		
<b>A- General Services-contd.</b>						
<b>(e) Pensions and Miscellaneous General Services</b>						
2071- Pensions and Other Retirement Benefits						
01- Civil						
101- Superannuation and Retirement Allowances	26,39,41.44	0.00	0.00	26,39,41.44	21,74,28.95	21.39
102- Commuted Value of Pensions	1,68,81.59	0.00	0.00	1,68,81.59	1,77,73.69	(-)5.02
104- Gratuities	5,05,13.74	0.00	0.00	5,05,13.74	4,90,70.78	2.94
105- Family Pensions	1,20,97.26	0.00	0.00	1,20,97.26	1,06,38.82	13.71
106- Pensionary charges in respect of High Court Judges	17.29	0.00	0.00	17.29	20.12	(-)14.07
111- Pensions to legislators	6,25.01	0.00	0.00	6,25.01	3,86.28	61.80
115- Leave Encashment Benefits	3,34,67.64	0.00	0.00	3,34,67.64	3,37,64.45	(-)0.88

## 15. DETAILED STATEMENT OF REVENUE EXPENDITURE BY MINOR HEADS - contd.

*Figures in italics represent charged expenditure*

Heads	Actuals for the year 2015-16			Actuals for 2014-15	<i>Per cent of Increase (+)/ Decrease(-) during the year</i>	
	Non-Plan	Plan				Total
		State Plan	CSS/ CPS*			
<b>EXPENDITURE HEADS (Revenue Account)</b>				<i>(₹ in lakh)</i>		
<b>A- General Services-concl'd.</b>						
<b>(e) Pensions and Miscellaneous General Services - concl'd.</b>						
2071- Pensions and Other Retirement Benefits - concl'd.						
117- Government Contribution for Defined Contribution Pension Scheme	2,14,57.41	0.00	0.00	2,14,57.41	1,71,69.53	24.97
<b>Total - 01</b>	<b>39,90,01.38</b>	<b>0.00</b>	<b>0.00</b>	<b>39,90,01.38</b>	<b>34,62,52.62</b>	<b>15.23</b>
<b>Total - 2071</b>	<b>39,90,01.38</b>	<b>0.00</b>	<b>0.00</b>	<b>39,90,01.38</b>	<b>34,62,52.62</b>	<b>15.23</b>
2075- Miscellaneous General Services						
791- Loss by Exchange	2,24.45	0.00	0.00	2,24.45	2,79.38	(-)19.66
<b>Total - 2075</b>	<b>2,24.45</b>	<b>0.00</b>	<b>0.00</b>	<b>2,24.45</b>	<b>2,79.38</b>	<b>(-)19.66</b>
<b>Total - (e) Pensions and Miscellaneous General Services</b>	<b>39,92,25.83</b>	<b>0.00</b>	<b>0.00</b>	<b>39,92,25.83</b>	<b>34,65,32.00</b>	<b>15.21</b>
	<b>33,86,41.36</b>		<b>4.10</b>			
<b>Total - A- General Services</b>	<b>80,79,79.42</b>	<b>5,22,91.01</b>	<b>13,27.07 (*)</b>	<b>1,20,02,42.96</b>	<b>1,06,23,45.21</b>	<b>12.98</b>

(\*) Relates to CPS

**15. DETAILED STATEMENT OF REVENUE EXPENDITURE BY MINOR HEADS - contd.**

*Figures in italics represent charged expenditure*

Heads	Actuals for the year 2015-16			Actuals for 2014-15	Per cent of Increase (+)/ Decrease(-) during the year	
	Non-Plan	Plan	Total			
		State Plan	CSS/ CPS*			
<b>EXPENDITURE HEADS (Revenue Account)</b>				<i>(₹ in lakh)</i>		
<b>B Social Services</b>						
<b>(a) Education, Sports, Art and Culture</b>						
2202- General Education						
01- Elementary Education						
001- Direction and Administration	1,43.86	0.00	0.00	1,43.86	1,21.89	18.02
101- Government Primary Schools	19,18,93.93	3,46,30.92	1,26,30.93	23,91,55.78	18,74,86.54	27.56
102- Assistance to Non-Government Primary Schools	1,55,90.04	2,00.00	0.00	1,57,90.04	1,52,45.20	3.57
104- Inspection	42,54.91	0.00	0.00	42,54.91	37,53.58	13.36
105- Non-Formal Education	0.00	0.00	89.25	89.25	1,36.95	(-)34.83
107- Teachers Training	10,96.77	13.65	45.24	11,55.66	8,61.27	34.18
111- Sarva Shiksha Abhiyan	0.00	1,96,18.00	3,18,93.46	5,15,11.46	8,39,44.14	(-)38.64
112- National Programme of Mid Day Meals in Schools	0.00	61,56.80	0.00	61,56.80	64,24.00	(-)4.16
789- Special Component Plan for Scheduled Castes	0.00	2,55,63.62	1,29,21.33	3,84,84.95	3,43,03.73	12.19
796- Tribal Area Sub-plan	0.00	6,52,68.70	2,37,19.67	8,89,88.37	7,82,20.75	13.77
800- Other expenditure	0.00	1,60.00	12,73.39	14,33.39	0.00	100.00
<b>Total - 01</b>	<b>21,29,79.51</b>	<b>15,16,11.69</b>	<b>8,25,73.27</b>	<b>44,71,64.47</b>	<b>41,04,98.05</b>	<b>8.93</b>

**15. DETAILED STATEMENT OF REVENUE EXPENDITURE BY MINOR HEADS - contd.**

*Figures in italics represent charged expenditure*

Heads	Actuals for the year 2015-16			Actuals for 2014-15	Per cent of Increase (+)/ Decrease(-) during the year	
	Non-Plan	Plan	Total			
		State Plan	CSS/ CPS*			
<b>EXPENDITURE HEADS (Revenue Account)</b>				<i>(₹ in lakh)</i>		
<b>B Social Services – contd.</b>						
<b>(a) Education, Sports, Art and Culture –contd.</b>						
2202- General Education - contd.						
02- Secondary Education						
001- Direction and Administration	1,62.78	0.00	0.00	1,62.78	1,57.95	3.06
101- Inspection	15,89.28	0.00	0.00	15,89.28	14,30.69	11.08
109- Government Secondary Schools	3,05,04.29	1,51,75.17	74,59.65	5,31,39.11	4,09,96.60	29.62
110- Assistance to Non-Government Secondary Schools	1,04,42.01	0.00	0.00	1,04,42.01	95,99.31	8.78
789- Special Component Plan for Scheduled Castes	0.00	57,83.73	89,30.92	1,47,14.65	28,19.41	421.91
796- Tribal Area Sub-plan	0.00	1,18,39.12	3,34.99	1,21,74.11	1,12,92.90	7.80
800- Other expenditure	0.00	42.00	0.00	42.00	42.00	0.00
<b>Total - 02</b>	<b>4,26,98.36</b>	<b>3,28,40.02</b>	<b>1,67,25.56</b>	<b>9,22,63.94</b>	<b>6,63,38.86</b>	<b>39.08</b>

**15. DETAILED STATEMENT OF REVENUE EXPENDITURE BY MINOR HEADS - contd.**

*Figures in italics represent charged expenditure*

Heads	Actuals for the year 2015-16			Actuals for 2014-15	Per cent of Increase (+)/ Decrease(-) during the year	
	Non-Plan	Plan	Total			
		State Plan	CSS/ CPS*			
<b>EXPENDITURE HEADS (Revenue Account)</b>				<i>(₹ in lakh)</i>		
<b>B Social Services – contd.</b>						
<b>(a) Education, Sports, Art and Culture –contd.</b>						
2202- General Education- conclud.						
03- University and Higher Education						
001- Direction and Administration	1,20.78	0.00	0.00	1,20.78	1,52.68	(-)20.89
102- Assistance to Universities	5,74,34.73	98,33.87	14,53.13	6,87,21.73	6,39,57.56	7.45
103- Government Colleges and Institutes	84,79.80	0.00	0.00	84,79.80	19,95.64	324.92
789- Special Component Plan for Scheduled Castes	0.00	1,87.50	2,81.25	4,68.75	45.43	931.81
796- Tribal Area Sub-Plan	0.00	81,77.11	1,40.63	83,17.74	59,96.05	38.72
<b>Total-03</b>	<b>6,60,35.31</b>	<b>1,81,98.48</b>	<b>18,75.01</b>	<b>8,61,08.80</b>	<b>7,21,47.36</b>	<b>19.35</b>
05- Language Development						
103- Sanskrit Education	3,57.71	0.00	0.00	3,57.71	4,02.12	(-)11.04
200- Other Languages Education	39,56.72	0.00	2,04.48 (*)	41,61.20	31,33.39	32.80
<b>Total - 05</b>	<b>43,14.43</b>	<b>0.00</b>	<b>2,04.48 (*)</b>	<b>45,18.91</b>	<b>35,35.51</b>	<b>27.81</b>
<b>Total - 2202</b>	<b>32,60,27.61</b>	<b>20,26,50.19</b>	<b>2,04.48 (*)</b>	<b>63,00,56.12</b>	<b>55,25,19.78</b>	<b>14.03</b>
			<b>10,11,73.84</b>			
<b>Salary</b>	<b>24,00,92.21</b>				<b>GIA</b>	<b>38,03,25.02</b>

(\*) Relates to CPS

## 15. DETAILED STATEMENT OF REVENUE EXPENDITURE BY MINOR HEADS - contd.

*Figures in italics represent charged expenditure*

Heads	Actuals for the year 2015-16			Actuals for 2014-15	Per cent of Increase (+)/ Decrease(-) during the year	
	Non-Plan	Plan	Total			
		State Plan	CSS/ CPS*			
<b>EXPENDITURE HEADS (Revenue Account)</b>				<i>(₹ in lakh)</i>		
<b>B Social Services – contd.</b>						
<b>(a) Education, Sports, Art and Culture –contd.</b>						
2203- Technical Education						
001- Direction and Administration	1,11.34	1,07,09.05	0.00	1,08,20.39	48,22.75	124.36
003- Training	0.00	0.00	39.90 (*)	39.90	0.00	100.00
004- Research	0.00	7,40.85	0.00	7,40.85	8,99.80	(-)17.67
103- Technical Schools	23.43	0.00	0.00	23.43	22.12	5.92
105- Polytechnics	21,39.27	6,69.51	0.00	28,08.78	27,67.49	1.49
112- Engineering /Technical Colleges and Institutes	18,59.83	6,10.12	0.00	24,69.95	23,81.96	3.69
789- Special Component Plan for Scheduled Castes	0.00	75.75	3.67 (*)	79.42	78.00	1.82
796- Tribal Area Sub-Plan	0.00	7,64.51	4.37 (*)	7,68.88	52,30.60	(-)85.30
800- Other expenditure	0.00	6,44.91	0.00	6,44.91	4,74.39	35.95
<b>Total - 2203</b>	<b>41,33.87</b>	<b>1,42,14.70</b>	<b>47.94 (*)</b>	<b>1,83,96.51</b>	<b>1,66,77.11</b>	<b>10.31</b>
<b>Salary</b>	<b>36,45.31</b>				<b>GIA</b>	<b>14,90.45</b>

(\*) Relates to CPS

**15. DETAILED STATEMENT OF REVENUE EXPENDITURE BY MINOR HEADS - contd.**

*Figures in italics represent charged expenditure*

Heads	Actuals for the year 2015-16			Actuals for 2014-15	Per cent of Increase (+)/ Decrease(-) during the year
	Non-Plan	Plan	Total		
		State Plan	CSS/ CPS*		
<b>EXPENDITURE HEADS (Revenue Account)</b>				<i>(₹ in lakh)</i>	
<b>B Social Services – contd.</b>					
<b>(a) Education, Sports, Art and Culture –concl.</b>					
2204- Sports and Youth Services					
001- Direction and Administration	29.06	0.00	0.00	29.06	27.39 6.10
101- Physical Education	0.00	0.00	0.00	0.00	28.94 (-)100.00
102- Youth Welfare Programmes for Students	8,08.18	0.00	0.00	8,08.18	8,04.41 0.47
104- Sports and Games	81.75	9,43.54	0.00	10,25.29	4,79.80 113.69
789- Special Component Plan for Scheduled Castes	0.00	17.30	0.00	17.30	0.00 100.00
796- Tribal Area Sub-plan	0.00	16,51.24	93.42	17,44.66	9,21.10 89.41
<b>Total - 2204</b>	<b>9,18.99</b>	<b>26,12.08</b>	<b>93.42</b>	<b>36,24.49</b>	<b>22,61.64 60.26</b>
<b>Salary</b>	<b>6,03.28</b>				
2205- Art and Culture					
001- Direction and Administration	38.17	0.00	0.00	38.17	39.98 (-)4.53
101- Fine Arts Education	0.00	3,69.24	0.00	3,69.24	86.26 328.05
103- Archaeology	50.97	6.38	0.00	57.35	55.00 4.27
104- Archives	51.68	0.00	0.00	51.68	55.86 (-)7.48
105- Public Libraries	1,00.68	0.00	0.00	1,00.68	66.11 52.29
106- Archaeological Survey	0.00	0.00	0.00	0.00	8,00.00 (-)100.00
107- Museums	78.10	0.00	0.00	78.10	45.99 69.82
789- Special Component Plan for Scheduled Castes	0.00	40.00	0.00	40.00	14.74 171.37
796- Tribal Area Sub-Plan	0.00	14,33.36	0.00	14,33.36	18,30.49 (-)21.70
<b>Total - 2205</b>	<b>3,19.60</b>	<b>18,48.98</b>	<b>0.00</b>	<b>21,68.58</b>	<b>29,94.43 (-)27.58</b>
<b>Salary</b>	<b>2,33.24</b>				<b>GIA 2,74.97</b>
<b>Total - (a) Education, Sports, Art and Culture</b>			<b>2,52.42 (*)</b>		
	<b>33,14,00.07</b>	<b>22,13,25.95</b>	<b>10,12,67.26</b>	<b>65,42,45.70</b>	<b>57,44,52.96 13.89</b>



**15. DETAILED STATEMENT OF REVENUE EXPENDITURE BY MINOR HEADS - contd.**

*Figures in italics represent charged expenditure*

Heads	Actuals for the year 2015-16			Actuals for 2014-15	Per cent of Increase (+)/ Decrease(-) during the year	
	Non-Plan	Plan	Total			
		State Plan	CSS/ CPS*			
<b>EXPENDITURE HEADS (Revenue Account)</b>				<i>(₹ in lakh)</i>		
<b>B Social Services – contd.</b>						
<b>(b) Health and Family Welfare</b>						
2210- Medical and Public Health						
01- Urban Health Services-Allopathy						
001- Direction and Administration	23,09.30	53,51.83	0.00	76,61.13	66,39.81	15.38
102- Employees State Insurance Scheme	17,28.44	7.59	0.00	17,36.03	12,49.76	38.91
103- Central Government Health Scheme	0.00	2,27,52.87	3,21,17.97	5,48,70.84	3,42,43.98	60.23
104- Medical Stores Depots	0.00	45,60.85	0.00	45,60.85	23,80.98	91.55
109- School Health Scheme	0.00	27.00	5,05.33	5,32.33	1,80.89	194.28
110- Hospitals and Dispensaries	1,47,18.70	17,28.80	0.00	1,64,47.50	1,62,96.01	0.93
789- Special Component Plan for Scheduled Castes	0.00	57,97.06	0.00	57,97.06	30,00.00	93.24
796- Tribal Area Sub-plan	0.00	2,14,23.13	0.00	2,14,23.13	83,34.27	157.05
<b>Total - 01</b>	<b>1,87,56.44</b>	<b>6,16,49.13</b>	<b>3,26,23.30</b>	<b>11,30,28.87</b>	<b>7,23,25.70</b>	<b>56.28</b>

**15. DETAILED STATEMENT OF REVENUE EXPENDITURE BY MINOR HEADS - contd.**

*Figures in italics represent charged expenditure*

Heads	Actuals for the year 2015-16			Actuals for 2014-15	Per cent of Increase (+)/ Decrease(-) during the year
	Non-Plan	Plan	Total		
		State Plan	CSS/ CPS*		
<b>EXPENDITURE HEADS (Revenue Account)</b>				<i>(₹ in lakh)</i>	
<b>B Social Services – contd.</b>					
<b>(b) Health and Family Welfare - contd.</b>					
2210- Medical and Public Health - contd.					
02- Urban Health Services -Other systems of medicine					
101- Ayurveda	8,94.55	18.92	0.00	9,13.47	10.41
200- Other Systems	0.00	1,29.08	0.00	1,29.08	37.91
<b>Total - 02</b>	<b>8,94.55</b>	<b>1,48.00</b>	<b>0.00</b>	<b>10,42.55</b>	<b>13.20</b>
03- Rural Health Services-Allopathy					
101- Health Sub-centres	44,15.58	0.00	0.00	44,15.58	9.05
103- Primary Health Centres	2,23,88.41	0.00	0.00	2,23,88.41	7.08
110- Hospitals and Dispensaries	34,95.98	0.00	0.00	34,95.98	11.06
796- Tribal Area Sub-Plan	0.00	1,73.02	0.00	1,73.02	100.00
<b>Total - 03</b>	<b>3,02,99.97</b>	<b>1,73.02</b>	<b>0.00</b>	<b>3,04,72.99</b>	<b>8.42</b>
04- Rural Health Services - Other Systems of medicine					
101- Ayurveda	6,13.92	0.00	0.00	6,13.92	7.43
102- Homeopathy	2,32.53	0.00	0.00	2,32.53	2.70
103- Unani	97.00	0.00	0.00	97.00	40.95
<b>Total - 04</b>	<b>9,43.45</b>	<b>0.00</b>	<b>0.00</b>	<b>9,43.45</b>	<b>8.86</b>

**15. DETAILED STATEMENT OF REVENUE EXPENDITURE BY MINOR HEADS - contd.**

*Figures in italics represent charged expenditure*

Heads	Actuals for the year 2015-16			Actuals for 2014-15	Per cent of Increase (+)/ Decrease(-) during the year	
	Non-Plan	Plan	Total			
		State Plan	CSS/ CPS*			
<b>EXPENDITURE HEADS (Revenue Account)</b>				<i>(₹ in lakh)</i>		
<b>B Social Services – contd.</b>						
<b>(b) Health and Family Welfare - contd.</b>						
2210- Medical and Public Health - conclud.						
05- Medical Education, Training and Research						
105- Allopathy	2,01,00.06	52.79	0.00	2,01,52.85	1,83,07.52	10.08
796- Tribal Area Sub-Plan	0.00	60.85	0.00	60.85	0.00	100.00
<b>Total - 05</b>	<b>2,01,00.06</b>	<b>1,13.64</b>	<b>0.00</b>	<b>2,02,13.70</b>	<b>1,83,07.52</b>	<b>10.41</b>
06- Public Health						
001- Direction and Administration	4,43.01	1,38.76	0.00	5,81.77	4,90.65	18.57
003- Training	0.00	2,85.15	0.00	2,85.15	0.00	100.00
101- Prevention and Control of diseases	46,83.91	11,48.97	0.00	58,32.88	60,33.24	(-)3.32
102- Prevention of food adulteration	50.98	0.00	0.00	50.98	65.50	(-)22.17
104- Drug Control	3,33.82	0.00	0.00	3,33.82	3,45.52	(-)3.39
106- Manufacture of Sera/Vaccine	2,56.28	0.00	0.00	2,56.28	2,58.53	(-)0.87
113- Public Health Publicity	0.00	2,50.00	0.00	2,50.00	0.00	100.00
200- Other Systems	0.00	10,00.00	0.00	10,00.00	0.00	100.00
789- Special Component Plan for Scheduled Castes	0.00	15,00.00	0.00	15,00.00	0.00	100.00
<b>Total - 06</b>	<b>57,68.00</b>	<b>43,22.88</b>	<b>0.00</b>	<b>1,00,90.88</b>	<b>71,93.44</b>	<b>40.28</b>
<b>Total - 2210</b>	<b>7,67,62.47</b>	<b>6,64,06.67</b>	<b>3,26,23.30</b>	<b>17,57,92.44</b>	<b>12,77,19.89</b>	<b>37.64</b>
<b>Salary</b>	<b>5,50,16.21</b>				<b>GIA</b>	<b>8,89,36.61</b>

**15. DETAILED STATEMENT OF REVENUE EXPENDITURE BY MINOR HEADS - contd.**

*Figures in italics represent charged expenditure*

Heads	Actuals for the year 2015-16			Actuals for 2014-15	Per cent of Increase (+)/ Decrease(-) during the year	
	Non-Plan	Plan	Total			
		State Plan	CSS/ CPS*			
<b>EXPENDITURE HEADS (Revenue Account)</b>				<i>(₹ in lakh)</i>		
<b>B Social Services – contd.</b>						
<b>(b) Health and Family Welfare-concl.</b>						
2211- Family Welfare						
001- Direction and Administration	0.00	0.00	9,01.31 (*)	9,01.31	11,40.45	(-)20.97
003- Training	0.00	0.00	2,54.00 (*)	2,54.00	3,32.87	(-)23.69
101- Rural Family Welfare Services	0.00	0.00	59,70.76 (*)	59,70.76	55,37.56	7.82
102- Urban Family Welfare Services	0.00	0.00	1,06.46 (*)	1,06.46	2,11.17	(-)49.59
103- Maternity and Child Health	3,13.38	0.00	0.00	3,13.38	8,58.45	(-)63.49
<b>Total - 2211</b>	<b>3,13.38</b>	<b>0.00</b>	<b>72,32.53 (*)</b>	<b>75,45.91</b>	<b>80,80.50</b>	<b>(-)6.62</b>
<b>Salary</b>	<b>72,70.62</b>					
			<b>72,32.53 (*)</b>			
<b>Total - (b) Health and Family Welfare</b>	<b>7,70,75.85</b>	<b>6,64,06.67</b>	<b>3,26,23.30</b>	<b>18,33,38.35</b>	<b>13,58,00.39</b>	<b>35.01</b>
<b>(c) Water Supply, Sanitation, Housing and Urban Development</b>						
2215- Water Supply and Sanitation						
01- Water Supply						
101- Urban Water Supply Programmes	82,92.03	0.00	0.00	82,92.03	54,93.52	50.94
102- Rural Water Supply Programmes	1,08,57.65	70,07.56	98,00.99	2,76,66.20	3,40,49.83	(-)18.75
106- Mal-Jal Services	0.00	1,26,17.00	31,83.31	1,58,00.31	15,24.01	936.76
191- Assistance to Municipal Corporation	0.00	40,00.00	0.00	40,00.00	65,80.00	(-)39.21

(\*) Relates to CPS

**15. DETAILED STATEMENT OF REVENUE EXPENDITURE BY MINOR HEADS - contd.**

*Figures in italics represent charged expenditure*

Heads	Actuals for the year 2015-16			Actuals for 2014-15	Per cent of Increase (+)/ Decrease(-) during the year	
	Non-Plan	Plan	Total			
		State Plan	CSS/ CPS*			
<b>EXPENDITURE HEADS (Revenue Account)</b>				<i>(₹ in lakh)</i>		
<b>B Social Services – contd.</b>						
<b>(c) Water Supply, Sanitation, Housing and Urban Development-contd.</b>						
2215- Water Supply and Sanitation-concl'd.						
01- Water Supply – concl'd.						
789- Special Component Plan for Scheduled Castes	0.00	44,84.06	24,64.73	69,48.79	67,61.48	2.77
796- Tribal Area Sub-plan	0.00	2,67,45.88	36,80.75	3,04,26.63	2,09,73.17	45.07
<b>Total - 01</b>	<b>1,91,49.68</b>	<b>5,48,54.50</b>	<b>1,91,29.78</b>	<b>9,31,33.96</b>	<b>7,53,82.01</b>	<b>23.55</b>
02- Sewerage and Sanitation						
105- Sanitation Services	7,67.16	0.00	0.00	7,67.16	5,54.16	38.44
191- Assistance to Municipal Corporation	1,75.00	24,00.00	0.00	25,75.00	22,99.50	11.98
192- Assistance to Municipalities/Municipal Councils	2,30.00	0.00	0.00	2,30.00	3,85.00	(-)40.26
193- Assistance to Nagar Panchayats/Notified Area Committee	2,50.00	0.00	0.00	2,50.00	3,83.00	(-)34.73
789- Special Component Plan for Scheduled Castes	0.00	0.00	0.00	0.00	6,47.66	(-)100.00
796- Tribal Area Sub-plan	0.00	30,00.00	0.00	30,00.00	26,00.00	15.38
<b>Total - 02</b>	<b>14,22.16</b>	<b>54,00.00</b>	<b>0.00</b>	<b>68,22.16</b>	<b>68,69.32</b>	<b>(-)0.69</b>
<b>Total - 2215</b>	<b>2,05,71.84</b>	<b>6,02,54.50</b>	<b>1,91,29.78</b>	<b>9,99,56.12</b>	<b>8,22,51.33</b>	<b>21.53</b>
<b>Salary</b>	<b>1,38,43.78</b>				<b>GIA</b>	<b>8,00,39.28</b>

**15. DETAILED STATEMENT OF REVENUE EXPENDITURE BY MINOR HEADS - contd.**

*Figures in italics represent charged expenditure*

Heads	Actuals for the year 2015-16			Actuals for 2014-15	Per cent of Increase (+)/ Decrease(-) during the year
	Non-Plan	Plan	Total		
		State Plan	CSS/ CPS*		
<b>EXPENDITURE HEADS (Revenue Account)</b>				<i>(₹ in lakh)</i>	
<b>B Social Services – contd.</b>					
<b>(c) Water Supply, Sanitation, Housing and Urban Development-contd.</b>					
2216- Housing					
02- Urban Housing					
103- Assistance to Housing Boards	0.00	8,00.00	0.00	8,00.00	1,00.00      700.00
796- Tribal Area Sub-plan	0.00	13,50.00	0.00	13,50.00	1,00.00      1250.00
<b>Total- 02</b>	<b>0.00</b>	<b>21,50.00</b>	<b>0.00</b>	<b>21,50.00</b>	<b>2,00.00      975.00</b>
05- General Pool Accommodation					
053- Maintenance and Repairs	16,97.02	0.00	0.00	16,97.02	18,37.76      (-)7.66
<b>Total - 05</b>	<b>16,97.02</b>	<b>0.00</b>	<b>0.00</b>	<b>16,97.02</b>	<b>18,37.76      (-)7.66</b>
<b>Total - 2216</b>	<b>16,97.02</b>	<b>21,50.00</b>	<b>0.00</b>	<b>38,47.02</b>	<b>20,37.76      88.79</b>
				<b>GIA</b>	<b>21,50.00</b>
2217- Urban Development					
01- State Capital Development					
190- Assistance to Public Sector and Other Undertakings	36,00.00	0.00	0.00	36,00.00	0.00      100.00
<b>Total - 01</b>	<b>36,00.00</b>	<b>0.00</b>	<b>0.00</b>	<b>36,00.00</b>	<b>0.00      100.00</b>
03- Integrated Development of Small and Medium Towns					
191- Assistance to Municipal Corporation	1,23,31.43	0.00	0.00	1,23,31.43	0.00      100.00
<b>Total - 03</b>	<b>1,23,31.43</b>	<b>0.00</b>	<b>0.00</b>	<b>1,23,31.43</b>	<b>0.00      100.00</b>
80- General					
001- Direction and Administration	4,50.65	0.00	0.00	4,50.65	8,16.86      (-)44.83
191- Assistance to Municipal Corporation	1,15,23.99	3,03,32.52	45,91.07	4,64,47.58	3,57,60.85      29.88

**15. DETAILED STATEMENT OF REVENUE EXPENDITURE BY MINOR HEADS - contd.**

*Figures in italics represent charged expenditure*

Heads	Actuals for the year 2015-16			Actuals for 2014-15	Per cent of Increase (+)/ Decrease(-) during the year	
	Non-Plan	Plan	Total			
		State Plan	CSS/ CPS*			
<b>EXPENDITURE HEADS (Revenue Account)</b>				<i>(₹ in lakh)</i>		
<b>B Social Services – contd.</b>						
<b>(c) Water Supply, Sanitation, Housing and Urban Development-concl'd.</b>						
2217- Urban Development – concl'd.						
80- General – concl'd.						
192- Assistance to Municipalities/Municipal Councils	68,22.56	0.00	0.00	68,22.56	(-)0.66	
193- Assistance to Nagar Panchayats/Notified Area Committee	21,84.42	0.00	0.00	21,84.42	(-)63.30	
789- Special Component Plan for Scheduled Castes	0.00	38,06.79	0.00	38,06.79	(-)5.56	
796- Tribal Area Sub-plan	0.00	5,50,29.19	44,85.29	5,95,14.48	64.27	
<b>Total-80</b>	<b>2,09,81.62</b>	<b>8,91,68.50</b>	<b>90,76.36</b>	<b>11,92,26.48</b>	<b>8,96,58.44</b>	<b>32.98</b>
<b>Total-2217</b>	<b>3,69,13.05</b>	<b>8,91,68.50</b>	<b>90,76.36</b>	<b>13,51,57.91</b>	<b>8,96,58.44</b>	<b>50.75</b>
<b>Salary</b>	<b>66.43</b>			<b>GIA</b>	<b>13,50,52.85</b>	
<b>Total (c) Water Supply, Sanitation, Housing and Urban Development</b>	<b>5,91,81.91</b>	<b>15,15,73.00</b>	<b>2,82,06.14</b>	<b>23,89,61.05</b>	<b>17,39,47.53</b>	<b>37.38</b>

**15. DETAILED STATEMENT OF REVENUE EXPENDITURE BY MINOR HEADS - contd.**

*Figures in italics represent charged expenditure*

Heads	Actuals for the year 2015-16			Actuals for 2014-15	Per cent of Increase (+)/ Decrease(-) during the year	
	Non-Plan	Plan	Total			
		State Plan	CSS/ CPS*			
<b>EXPENDITURE HEADS (Revenue Account)</b>				<i>(₹ in lakh)</i>		
<b>B Social Services – contd.</b>						
<b>(d) Information and Broadcasting</b>						
2220- Information and Publicity						
01- Films						
001- Direction and Administration	6,32.19	0.00	0.00	6,32.19	4,01.37	57.51
<b>Total - 01</b>	<b>6,32.19</b>	<b>0.00</b>	<b>0.00</b>	<b>6,32.19</b>	<b>4,01.37</b>	<b>57.51</b>
60- Others						
001- Direction and Administration	2,46.05	0.00	0.00	2,46.05	1,51.40	62.52
101- Advertising and visual Publicity	54,99.99	0.00	0.00	54,99.99	40,00.00	37.50
106- Field Publicity	6,12.80	12,74.06	0.00	18,86.86	10,16.93	85.54
796- Tribal Area Sub-plan	0.00	18,18.05	0.00	18,18.05	10,25.75	77.24
<b>Total - 60</b>	<b>63,58.84</b>	<b>30,92.11</b>	<b>0.00</b>	<b>94,50.95</b>	<b>61,94.08</b>	<b>52.58</b>
<b>Total - 2220</b>	<b>69,91.03</b>	<b>30,92.11</b>	<b>0.00</b>	<b>1,00,83.14</b>	<b>65,95.45</b>	<b>52.88</b>
<b>Salary</b>	<b>9,81.06</b>					
<b>Total - (d) Information and Broadcasting</b>	<b>69,91.03</b>	<b>30,92.11</b>	<b>0.00</b>	<b>1,00,83.14</b>	<b>65,95.45</b>	<b>52.88</b>



## 15. DETAILED STATEMENT OF REVENUE EXPENDITURE BY MINOR HEADS - contd.

*Figures in italics represent charged expenditure*

Heads	Actuals for the year 2015-16			Actuals for 2014-15	<i>Per cent of Increase (+)/ Decrease(-) during the year</i>	
	Non-Plan	Plan				Total
		State Plan	CSS/ CPS*			
<b>EXPENDITURE HEADS (Revenue Account)</b>				<i>(₹ in lakh)</i>		
<b>(e) Welfare of Scheduled Castes, Scheduled Tribes and Other Backward Classes</b>						
2225- Welfare of Scheduled Castes, Scheduled Tribes and Other Backward Classes						
01- Welfare of Scheduled Castes						
001- Direction and Administration	20,35.36	0.00	0.00	20,35.36	19,07.63	6.70
277- Education	18,29.42	0.00	0.00	18,29.42	17,27.18	5.92
789- Special Component Plan for Scheduled Castes	0.00	1,23,79.44	13,10.38 (*)	1,37,64.53	1,09,87.82	25.27
			74.71			
			<b>74.71</b>			
<b>Total - 01</b>	<b>38,64.78</b>	<b>1,23,79.44</b>	<b>13,10.38 (*)</b>	<b>1,76,29.31</b>	<b>1,46,22.63</b>	<b>20.56</b>
02- Welfare of Scheduled Tribes						
001- Direction and Administration	2.50	0.00	0.00	2.50	5.00	(-)50.00
277- Education	65,14.32	60,18.16	1,99.96 (*)	1,27,32.44	1,20,17.49	5.95
282- Health	1,72.08	0.00	0.00	1,72.08	1,64.47	4.63
796- Tribal Area Sub-plan	0.00	3,85,54.53	85,20.28 (*)	4,70,74.81	3,68,35.58	27.80
<b>Total - 02</b>	<b>66,88.90</b>	<b>4,45,72.69</b>	<b>87,20.24 (*)</b>	<b>5,99,81.83</b>	<b>4,90,22.54</b>	<b>22.36</b>

(\*) Relates to CPS

**15. DETAILED STATEMENT OF REVENUE EXPENDITURE BY MINOR HEADS - contd.**

*Figures in italics represent charged expenditure*

Heads	Actuals for the year 2015-16			Actuals for 2014-15	Per cent of Increase (+)/ Decrease(-) during the year	
	Non-Plan	Plan	Total			
		State Plan	CSS/ CPS*			
<b>EXPENDITURE HEADS (Revenue Account)</b>			<i>(₹ in lakh)</i>			
<b>B Social Services – contd.</b>						
<b>(e) Welfare of Scheduled Castes, Scheduled Tribes and Other Backward Classes - conclud.</b>						
2225- Welfare of Scheduled Castes, Scheduled Tribes and Other Backward Classes – conclud.						
03- Welfare of Backward Classes						
277- Education	2,31.69	1,80,84.80	13,46.42 (*)	1,96,62.91	1,23,79.34	58.84
796- Tribal Area Sub-plan	0.00	1,81,81.08	13,99.80 (*)	1,95,80.88	99,52.37	96.75
<b>Total - 03</b>	<b>2,31.69</b>	<b>3,62,65.88</b>	<b>27,46.22 (*)</b>	<b>3,92,43.79</b>	<b>2,23,31.71</b>	<b>75.73</b>
<b>Total - 2225</b>	<b>1,07,85.37</b>	<b>9,32,18.01</b>	<b>74.71</b>	<b>11,68,54.93</b>	<b>8,59,76.88</b>	<b>35.91</b>
			<b>1,27,76.84 (*)</b>			
<b>Salary</b>	<b>89,54.72</b>				<b>GIA</b>	<b>1,94,26.97</b>
<b>Total - (e) Welfare of Scheduled Castes, Scheduled Tribes and Other Backward Classes</b>			<b>74.71</b>			
	<b>1,07,85.37</b>	<b>9,32,18.01</b>	<b>1,27,76.84 (*)</b>	<b>11,68,54.93</b>	<b>8,59,76.88</b>	<b>35.91</b>

(\*) Relates to CPS

**15. DETAILED STATEMENT OF REVENUE EXPENDITURE BY MINOR HEADS - contd.**

*Figures in italics represent charged expenditure*

Heads	Actuals for the year 2015-16			Actuals for 2014-15	Per cent of Increase (+)/ Decrease(-) during the year	
	Non-Plan	Plan	Total			
		State Plan	CSS/ CPS*			
<b>EXPENDITURE HEADS (Revenue Account)</b>				<i>(₹ in lakh)</i>		
<b>B Social Services – contd.</b>						
<b>(f) Labour and Labour Welfare</b>						
2230- Labour and Employment						
01- Labour						
001- Direction and Administration	1,71.91	1,66.18	0.00	3,38.09	3,26.51	3.55
101- Industrial Relations	15,73.81	8.39	0.00	15,82.20	15,58.10	1.55
102- Working Conditions and Safety	5,93.39	0.00	0.00	5,93.39	4,40.39	34.74
103- General Labour Welfare	2,23.97	56.76	0.00	2,80.73	7,81.93	(-)64.10
114- Welfare of Emigrant labour	19.07	0.00	0.00	19.07	53.71	(-)64.49
789- Special Component Plan for Scheduled Castes	0.00	10.36	0.00	10.36	1,95.15	(-)94.69
796- Tribal Area Sub-plan	0.00	34,37.17	0.00	34,37.17	11,36.10	202.54
<b>Total - 01</b>	<b>25,82.15</b>	<b>36,78.86</b>	<b>0.00</b>	<b>62,61.01</b>	<b>44,91.89</b>	<b>39.38</b>
02- Employment Service						
101- Employment Services	6,86.63	80.12	0.00	7,66.75	7,90.89	(-)3.05
789- Special Component Plan for Scheduled Castes	0.00	10.18	0.00	10.18	13.67	(-)25.53
796- Tribal Area Sub-Plan	0.00	2,60.25	21.22	2,81.47	1,93.58	45.40
<b>Total - 02</b>	<b>6,86.63</b>	<b>3,50.55</b>	<b>21.22</b>	<b>10,58.40</b>	<b>9,98.14</b>	<b>6.04</b>

**15. DETAILED STATEMENT OF REVENUE EXPENDITURE BY MINOR HEADS - contd.**

*Figures in italics represent charged expenditure*

Heads	Actuals for the year 2015-16			Actuals for 2014-15	Per cent of Increase (+)/ Decrease(-) during the year	
	Non-Plan	Plan	Total			
		State Plan	CSS/ CPS*			
<b>EXPENDITURE HEADS (Revenue Account)</b>				<i>(₹ in lakh)</i>		
<b>B Social Services – contd.</b>						
<b>(f) Labour and Labour Welfare - conclud.</b>						
2230- Labour and Employment - conclud.						
03- Training						
003- Training of Craftsmen and Supervisors	79.25	8,24.59	5.27 (*)	9,09.11	7,05.38	28.88
101- Industrial Training Institute	16,21.26	0.00	0.00	16,21.26	16,10.99	0.64
102- Apprenticeship Training	59.64	0.00	0.00	59.64	50.92	17.12
796- Tribal Area Sub-plan	0.00	13,64.60	8.55 (*)	13,73.15	12,68.16	8.28
<b>Total - 03</b>	<b>17,60.15</b>	<b>21,89.19</b>	<b>13.82 (*)</b>	<b>39,63.16</b>	<b>36,35.45</b>	<b>9.01</b>
<b>Total - 2230</b>	<b>50,28.93</b>	<b>62,18.60</b>	<b>21.22</b>	<b>1,12,82.57</b>	<b>91,25.48</b>	<b>23.64</b>
			<b>13.82 (*)</b>			
<b>Salary</b>	<b>56,95.13</b>				<b>GIA</b>	<b>30,00.00</b>
			<b>13.82 (*)</b>			
<b>Total - (f) Labour and Labour Welfare</b>	<b>50,28.93</b>	<b>62,18.60</b>	<b>21.22</b>	<b>1,12,82.57</b>	<b>91,25.48</b>	<b>23.64</b>

(\*) Relates to CPS

## 15. DETAILED STATEMENT OF REVENUE EXPENDITURE BY MINOR HEADS - contd.

*Figures in italics represent charged expenditure*

Heads	Actuals for the year 2015-16			Total	Actuals for 2014-15	<i>Per cent of Increase (+)/ Decrease(-) during the year</i>
	Non-Plan	Plan				
		State Plan	CSS/ CPS*			
<b>EXPENDITURE HEADS (Revenue Account)</b>				<i>(₹ in lakh)</i>		
<b>B Social Services – contd.</b>						
<b>(g) Social Welfare and Nutrition</b>						
2235- Social Security and Welfare						
01- Rehabilitation						
001- Direction and Administration	2,03.67	0.00	0.00	2,03.67	2,17.40	(-)6.32
200- Other Relief Measures	42.50	0.00	0.00	42.50	0.00	100.00
<b>Total - 01</b>	<b>2,46.17</b>	<b>0.00</b>	<b>0.00</b>	<b>2,46.17</b>	<b>2,17.40</b>	<b>13.23</b>
02- Social Welfare						
001- Direction and Administration	1,44.61	0.00	0.00	1,44.61	1,50.78	(-)4.09
101- Welfare of handicapped	86.76	68,50.93	0.00	69,37.69	30,56.25	127.00
102- Child Welfare	0.00	86,15.63	97.06 (*)	1,89,65.18	1,79,37.53	5.73
			1,02,52.49			
103- Women's Welfare	44.07	42,12.60	3,66.10	46,22.77	33,47.11	38.11
106- Correctional Services	5,56.76	1,08.78	0.00	6,65.54	6,20.79	7.21
200- Other Programmes	0.24	0.00	0.00	0.24	0.00	100.00
789- Special Component Plan for Scheduled Castes	0.00	15,47.99	23.19 (*)	15,90.06	8,99.61	76.75
796- Tribal Area Sub-plan	0.00	1,91,83.55	1,50.44 (*)	3,26,37.05	2,69,35.00	21.17
			1,33,03.06			
<b>Total - 02</b>	<b>8,32.44</b>	<b>4,05,19.48</b>	<b>2,70.69 (*)</b>	<b>6,55,63.14</b>	<b>5,29,47.07</b>	<b>23.83</b>

(\*) Relates to CPS

**15. DETAILED STATEMENT OF REVENUE EXPENDITURE BY MINOR HEADS - contd.**

*Figures in italics represent charged expenditure*

Heads	Actuals for the year 2015-16			Actuals for 2014-15	Per cent of Increase (+)/ Decrease(-) during the year	
	Non-Plan	Plan	Total			
		State Plan	CSS/ CPS*			
<b>EXPENDITURE HEADS (Revenue Account)</b>				<i>(₹ in lakh)</i>		
<b>B Social Services – contd.</b>						
<b>(g) Social Welfare and Nutrition-contd.</b>						
2235- Social Security and Welfare – conclud.						
03- National Social Assistance programme						
101- National Old Age Pension Scheme	0.00	3,30,07.58	0.00	3,30,07.58	2,92,28.55	12.93
102- National Family Benefit Scheme	0.00	4,37.20	0.00	4,37.20	4,79.50	(-)8.82
789- Special Component Plan for Scheduled Castes	0.00	1,30,10.71	0.00	1,30,10.71	1,11,80.13	16.37
796- Tribal Area Sub-plan	0.00	4,06,62.18	0.00	4,06,62.18	3,52,39.65	15.39
<b>Total – 03</b>	<b>0.00</b>	<b>8,71,17.67</b>	<b>0.00</b>	<b>8,71,17.67</b>	<b>7,61,27.83</b>	<b>14.44</b>
60- Other Social Security and Welfare Programmes						
102- Pensions under Social Security Schemes	6,37.70	0.00	0.00	6,37.70	7,06.83	(-)9.78
200- Other Programmes	6,73.34	5,98.06	0.00	12,71.40	9,17.98	38.50
796- Tribal Area Sub-plan	0.00	5,68.13	0.00	5,68.13	4,72.24	20.31
<b>Total - 60</b>	<b>13,11.04</b>	<b>11,66.19</b>	<b>0.00</b>	<b>24,77.23</b>	<b>20,97.05</b>	<b>18.13</b>
<b>Total - 2235</b>			<b>2,39,40.53</b>			
	<b>23,89.65</b>	<b>12,88,03.34</b>	<b>2,70.69 (*)</b>	<b>15,54,04.21</b>	<b>13,13,89.35</b>	<b>18.28</b>
<b>Salary</b>	<b>84,68.37</b>				<b>GIA</b>	<b>8,70,51.03</b>

(\*) Relates to CPS

## 15. DETAILED STATEMENT OF REVENUE EXPENDITURE BY MINOR HEADS - contd.

*Figures in italics represent charged expenditure*

Heads	Actuals for the year 2015-16			Actuals for 2014-15	<i>Per cent of Increase (+)/ Decrease(-) during the year</i>	
	Non-Plan	Plan				Total
		State Plan	CSS/ CPS*			
<b>EXPENDITURE HEADS (Revenue Account)</b>				<i>(₹ in lakh)</i>		
<b>B Social Services – contd.</b>						
<b>(g) Social Welfare and Nutrition-contd.</b>						
2236- Nutrition						
02- Distribution of nutritious food and beverages						
101- Special Nutrition programmes	0.00	1,52,05.82	90,52.77	2,42,58.59	1,70,39.36	42.37
789- SpecialComponent Plan for Scheduled Castes	0.00	40,61.80	24,12.38	64,74.18	44,33.64	46.02
796- Tribal Area Sub-plan	0.00	1,80,40.99	1,07,95.73	2,88,36.72	2,13,86.70	34.83
<b>Total - 02</b>	<b>0.00</b>	<b>3,73,08.61</b>	<b>2,22,60.88</b>	<b>5,95,69.49</b>	<b>4,28,59.70</b>	<b>38.99</b>
<b>Total - 2236</b>	<b>0.00</b>	<b>3,73,08.61</b>	<b>2,22,60.88</b>	<b>5,95,69.49</b>	<b>4,28,59.70</b>	<b>38.99</b>
2245- Relief on account of Natural Calamities						
01- Drought						
101- Gratuitous Relief	3,66,71.60	0.00	0.00	3,66,71.60	6,21.73	5798.32
102- Drinking Water Supply	1,25,00.43	0.00	0.00	1,25,00.43	0.00	100.00
<b>Total - 01</b>	<b>4,91,72.03</b>	<b>0.00</b>	<b>0.00</b>	<b>4,91,72.03</b>	<b>6,21.73</b>	<b>7808.90</b>
02- Floods, Cyclones etc.						
101- Gratuitous Relief	1,48.35	0.00	0.00	1,48.35	6,68.86	(-)77.82
112- Evacuation of population	9.98	0.00	0.00	9.98	3.98	150.75
113- Assistance for repairs/ reconstruction of Houses	6,23.31	0.00	0.00	6,23.31	91.61	580.40

**15. DETAILED STATEMENT OF REVENUE EXPENDITURE BY MINOR HEADS - contd.**

*Figures in italics represent charged expenditure*

Heads	Actuals for the year 2015-16			Actuals for 2014-15	Per cent of Increase (+)/ Decrease(-) during the year	
	Non-Plan	Plan	Total			
		State Plan	CSS/ CPS*			
<b>EXPENDITURE HEADS (Revenue Account)</b>				<i>(₹ in lakh)</i>		
<b>B Social Services – contd.</b>						
<b>(g) Social Welfare and Nutrition – contd.</b>						
2245- Relief on account of Natural Calamities-contd.						
02- Floods, Cyclones etc. - conclud.						
114- Assistance to Farmers for purchase of Agricultural inputs	70.24	0.00	0.00	70.24	21.82	221.91
<b>Total - 02</b>	<b>8,51.88</b>	<b>0.00</b>	<b>0.00</b>	<b>8,51.88</b>	<b>7,86.27</b>	<b>8.34</b>
05 - State Disaster Response Fund						
101- Transfer to Reserve Funds and Deposit Account- State Disaster Response Fund	5,21,68.00	0.00	0.00	5,21,68.00	3,07,85.00	69.46
901- Deduct- Amount met from State Disaster Response Fund	5,12,00.87	0.00	0.00	5,12,00.87	32,62.06	1469.59
<b>Total - 05</b>	<b>9,67.13</b>	<b>0.00</b>	<b>0.00</b>	<b>9,67.13</b>	<b>2,75,22.94</b>	<b>(-)96.49</b>



**15. DETAILED STATEMENT OF REVENUE EXPENDITURE BY MINOR HEADS - contd.**

*Figures in italics represent charged expenditure*

Heads	Actuals for the year 2015-16			Actuals for 2014-15	Per cent of Increase (+)/ Decrease(-) during the year	
	Non-Plan	Plan	Total			
		State Plan	CSS/ CPS*			
<b>EXPENDITURE HEADS (Revenue Account)</b>				<i>(₹ in lakh)</i>		
<b>B Social Services – contd.</b>						
<b>(g) Social Welfare and Nutrition – conclud..</b>						
2245- Relief on account of Natural Calamities – conclud.						
80- General						
102- Management of Natural Disasters, Contingency Plans in disaster prone areas	12,20.73	0.00	0.00	12,20.73	2,56.70	375.55
<b>Total - 80</b>	<b>12,20.73</b>	<b>0.00</b>	<b>0.00</b>	<b>12,20.73</b>	<b>2,56.70</b>	<b>375.55</b>
<b>Total - 2245</b>	<b>5,22,11.77</b>	<b>0.00</b>	<b>0.00</b>	<b>5,22,11.77</b>	<b>2,91,87.64</b>	<b>78.88</b>
				<b>GIA</b>	<b>3,58,32.41</b>	
<b>Total - (g) Social Welfare and Nutrition</b>			<b>4,62,01.41</b>			
	<b>5,46,01.42</b>	<b>16,61,11.95</b>	<b>2,70.69 (*)</b>	<b>26,71,85.47</b>	<b>20,34,36.69</b>	<b>31.34</b>
<b>(h) Others</b>						
2250- Other Social Services						
101- Donations for Charitable Purposes	31.33	0.00	0.00	31.33	8.70	260.11
102- Administration of Religious and Charitable Endowments Acts	23.86	0.00	0.00	23.86	22.78	4.74

(\*) Relates to CPS

**15. DETAILED STATEMENT OF REVENUE EXPENDITURE BY MINOR HEADS - contd.**

*Figures in italics represent charged expenditure*

Heads	Actuals for the year 2015-16			Actuals for 2014-15	Per cent of Increase (+)/ Decrease(-) during the year	
	Non-Plan	Plan	Total			
		State Plan	CSS/ CPS*			
<b>EXPENDITURE HEADS (Revenue Account)</b>				<i>(₹ in lakh)</i>		
<b>B Social Services – conclud.</b>						
<b>(h) Others – conclud.</b>						
2250- Other Social Services –conclud.						
103- Upkeep of Shrines, Temples, etc.	7.67	0.00	0.00	7.67	10.95	(-)29.95
<b>Total - 2250</b>	<b>62.86</b>	<b>0.00</b>	<b>0.00</b>	<b>62.86</b>	<b>42.43</b>	<b>48.15</b>
<b>Salary</b>	<b>22.34</b>				<b>GIA</b>	<b>28.00</b>
2251- Secretariat-Social Services						
090- Secretariate	23,66.59	0.00	0.00	23,66.59	21,55.88	9.77
<b>Total - 2251</b>	<b>23,66.59</b>	<b>0.00</b>	<b>0.00</b>	<b>23,66.59</b>	<b>21,55.88</b>	<b>9.77</b>
<b>Salary</b>	<b>20,40.58</b>					
<b>Total - (h) Others</b>	<b>24,29.45</b>	<b>0.00</b>	<b>0.00</b>	<b>24,29.45</b>	<b>21,98.31</b>	<b>10.51</b>
<b>Total - B Social Services</b>			<b>20,83,94.04</b>			
	<b>54,74,94.03</b>	<b>70,79,46.29</b>	<b>2,05,46.30 (*)</b>	<b>1,48,43,80.66</b>	<b>1,19,15,33.69</b>	<b>24.58</b>

(\*) Relates to CPS

**15. DETAILED STATEMENT OF REVENUE EXPENDITURE BY MINOR HEADS - contd.**

*Figures in italics represent charged expenditure*

Heads	Actuals for the year 2015-16			Actuals for 2014-15	Per cent of Increase (+)/ Decrease(-) during the year
	Non-Plan	Plan	Total		
		State Plan	CSS/ CPS*		
<b>EXPENDITURE HEADS (Revenue Account)</b>				<i>(₹ in lakh)</i>	
<b>C- Economic Services</b>					
<b>(a) Agriculture and Allied Activities</b>					
2401- Crop Husbandry					
001- Direction and Administration	1,73.59	0.00	0.00	1,73.59	1,83.25 (-)5.27
102- Food grain crops	0.00	27,67.21	14,13.32	41,80.53	19,43.51 115.10
103- Seeds	3,70.79	0.00	0.00	3,70.79	3,23.12 14.75
104- Agricultural Farms	0.00	21.01	0.00	21.01	3.29 538.60
105- Manures and Fertilisers	80.43	0.00	0.00	80.43	70.99 13.30
107- Plant Protection	6,49.33	68.98	0.00	7,18.31	6,13.88 17.01
108- Commercial Crops	90.88	3,29.32	0.00	4,20.20	3,42.82 22.57
109- Extension and Farmers' Training	44,66.22	9,46.95	11,08.94	65,22.11	75,04.30 (-)13.09
112- Development of Pulses	0.00	0.00	0.00	0.00	55.57 (-)100.00
114- Development of Oil Seeds	0.00	50.08	48.70	98.78	0.00 100.00
119- Horticulture and Vegetable Crops	3,98.50	5,99.81	0.00	9,98.31	5,71.70 74.62
789- Special Component Plan for Scheduled Castes	0.00	23,73.20	15,84.82	39,58.02	19,13.52 106.84
796- Tribal Area Sub-plan	0.00	1,19,30.75	1,04,69.92	2,24,00.67	1,18,33.76 89.29
800- Other expenditure	0.00	21,27.13	29,05.71	50,32.84	52,82.83 (-)4.73
<b>Total - 2401</b>	<b>62,29.74</b>	<b>2,12,14.44</b>	<b>1,75,31.41</b>	<b>4,49,75.59</b>	<b>3,06,42.54 46.78</b>
<b>Salary</b>	<b>61,40.91</b>		<b>Subsidy</b>	<b>3,25,90.56</b>	<b>GIA 44,35.18</b>

**15. DETAILED STATEMENT OF REVENUE EXPENDITURE BY MINOR HEADS - contd.**

*Figures in italics represent charged expenditure*

Heads	Actuals for the year 2015-16			Actuals for 2014-15	Per cent of Increase (+)/ Decrease(-) during the year	
	Non-Plan	Plan	Total			
		State Plan	CSS/ CPS*			
<b>EXPENDITURE HEADS (Revenue Account)</b>				<i>(₹ in lakh)</i>		
<b>C- Economic Services- Contd.</b>						
<b>(a) Agriculture and Allied Activities –contd.</b>						
2402- Soil and Water Conservation						
001- Direction and Administration	72.35	0.00	0.00	72.35	68.70	5.31
101- Soil Survey and Testing	1,92.69	0.00	0.00	1,92.69	1,69.01	14.01
102- Soil Conservation	9,88.59	6,90.00	0.00	16,78.59	9,43.97	77.82
796- Tribal Area Sub-plan	0.00	9,50.00	0.00	9,50.00	5,00.00	90.00
<b>Total - 2402</b>	<b>12,53.63</b>	<b>16,40.00</b>	<b>0.00</b>	<b>28,93.63</b>	<b>16,81.68</b>	<b>72.07</b>
<b>Salary</b>	<b>11,36.94</b>		<b>Subsidy</b>	<b>11,40.00</b>	<b>GIA</b>	<b>5,00.00</b>
2403- Animal Husbandry						
001- Direction and Administration	14,65.76	30.85	0.00	14,96.61	13,39.73	11.71
101- Veterinary Services and Animal Health	51,78.71	5,32.95	2.95 (*)	59,03.97	52,03.67	13.46
			1,89.36			
102- Cattle and Buffalo Development	18,51.75	59.96	0.00	19,11.71	18,17.17	5.20
103- Poultry Development	2,56.95	2,13.34	32.55	5,02.84	3,74.63	34.22
104- Sheep and Wool Development	1,88.61	1,19.57	0.00	3,08.18	2,70.35	13.99
105- Piggery Development	5,65.03	1,02.00	0.00	6,67.03	6,43.06	3.73

(\*) Relates to CPS

**15. DETAILED STATEMENT OF REVENUE EXPENDITURE BY MINOR HEADS - contd.**

*Figures in italics represent charged expenditure*

Heads	Actuals for the year 2015-16			Actuals for 2014-15	Per cent of Increase (+)/ Decrease(-) during the year	
	Non-Plan	Plan	Total			
		State Plan	CSS/ CPS*			
<b>EXPENDITURE HEADS (Revenue Account)</b>				<i>(₹ in lakh)</i>		
<b>C- Economic Services- Contd.</b>						
<b>(a) Agriculture and Allied Activities –contd.</b>						
106- Other Live Stock Development	0.00	6,16.73	4,00.00 (*)	10,16.73	1,19.37	751.75
107- Fodder and Feed Development	80.82	0.00	0.00	80.82	72.61	11.31
109- Extension and Training	73.21	71.27	0.00	1,44.48	1,36.85	5.58
113- Administrative Investigation and Statistics	3,99.57	0.88	0.98	4,01.43	3,66.25	9.61
789- Special Component Plan for Scheduled Castes	0.00	4,87.62	1,00.00 (*)	6,37.52	3,95.09	61.36
			49.90			
796- Tribal Area Sub-plan	0.00	14,30.29	0.00	14,30.29	12,91.21	10.77
			2,72.79			
<b>Total - 2403</b>	<b>1,00,60.41</b>	<b>36,65.46</b>	<b>5,02.95 (*)</b>	<b>1,45,01.61</b>	<b>1,20,29.99</b>	<b>20.55</b>
<b>Salary</b>	<b>99,48.63</b>		<b>Subsidy</b>	<b>14,43.13</b>	<b>GIA</b>	<b>10,30.00</b>

(\*) Relates to CPS

**15. DETAILED STATEMENT OF REVENUE EXPENDITURE BY MINOR HEADS - contd.**

*Figures in italics represent charged expenditure*

Heads	Actuals for the year 2015-16			Actuals for 2014-15	Per cent of Increase (+)/ Decrease(-) during the year	
	Non-Plan	Plan	Total			
		State Plan	CSS/ CPS*			
<b>EXPENDITURE HEADS (Revenue Account)</b>				<i>(₹ in lakh)</i>		
<b>C- Economic Services- Contd.</b>						
<b>(a) Agriculture and Allied Activities –contd.</b>						
2404- Dairy Development						
001- Direction and Administration	1,59.34	1,28.88	0.00	2,88.22	2,74.98	4.81
102- Dairy Development Projects	6,21.36	91,52.65	5,96.16	1,03,70.17	44,46.60	133.22
109- Extension and Training	0.00	2,11.93	0.00	2,11.93	3,42.90	(-)38.19
789- Special Component Plan for Scheduled Castes	0.00	21,92.83	1,69.58	23,62.41	8,20.08	188.07
796- Tribal Area Sub-plan	0.00	45,46.15	2,22.21	47,68.36	15,95.72	198.82
<b>Total - 2404</b>	<b>7,80.70</b>	<b>1,62,32.44</b>	<b>9,87.95</b>	<b>1,80,01.09</b>	<b>74,80.28</b>	<b>140.65</b>
<b>Salary</b>	<b>7,24.78</b>		<b>Subsidy</b>	<b>67,84.49</b>	<b>GIA</b>	<b>88,45.79</b>
2405- Fisheries						
001- Direction and Administration	9,98.37	0.00	0.00	9,98.37	9,00.87	10.82
101- Inland Fisheries	0.00	14,16.05	0.00	14,16.05	13,23.66	6.98
789- Special Component plan for Scheduled Castes	0.00	3,14.12	0.00	3,14.12	2,19.66	43.00
796- Tribal Area Sub-plan	0.00	7,22.38	0.00	7,22.38	4,59.00	57.38
<b>Total - 2405</b>	<b>9,98.37</b>	<b>24,52.55</b>	<b>0.00</b>	<b>34,50.92</b>	<b>29,03.19</b>	<b>18.87</b>
<b>Salary</b>	<b>9,35.04</b>					

**15. DETAILED STATEMENT OF REVENUE EXPENDITURE BY MINOR HEADS - contd.**

*Figures in italics represent charged expenditure*

Heads	Actuals for the year 2015-16			Actuals for 2014-15	Per cent of Increase (+)/ Decrease(-) during the year	
	Non-Plan	Plan	Total			
		State Plan	CSS/ CPS*			
<b>EXPENDITURE HEADS (Revenue Account)</b>				<i>(₹ in lakh)</i>		
<b>C- Economic Services- Contd.</b>						
<b>(a) Agriculture and Allied Activities –contd.</b>						
2406- Forestry and Wildlife						
01- Forestry						
001- Direction and Administration	37,24.42	0.00	0.00	37,24.42	32,79.61	13.56
003- Education and Training	2,17.08	1,58.87	0.00	3,75.95	2,64.97	41.88
004- Research	3,24.90	0.00	0.00	3,24.90	3,33.03	(-)2.44
005- Survey and Utilisation of Forest Resources	3,37.46	2,17.21	0.00	5,54.67	4,89.33	13.35
070- Communications and Buildings	97.65	0.00	0.00	97.65	0.00	100.00
101- Forest Conservation, Development and Regeneration.	1,35,97.75	1,04,49.12	0.00	2,40,46.87	1,71,50.27	40.21
102- Social and Farm Forestry	0.00	1,70.00	0.00	1,70.00	78.30	117.11
105- Forest Produce	0.00	0.00	0.00	0.00	47,28.41	(-)100.00
110- Expenditure on management of Ex-Zamindari Forest Estates	0.00	1,46.46	62.32	2,08.78	6,67.81	(-)68.74
789- Special Component plan for Scheduled castes	0.00	29,36.99	17.01	29,54.00	28,53.04	3.54
796- Tribal Area Sub-plan	0.00	55,67.71	0.00	55,67.71	37,50.70	48.44
800- Other expenditure	0.00	22,62.50	0.00	22,62.50	25,40.33	(-)10.94
<b>Total - 01</b>	<b>1,82,99.26</b>	<b>2,19,08.86</b>	<b>79.33</b>	<b>4,02,87.45</b>	<b>3,61,35.80</b>	<b>11.49</b>

## 15. DETAILED STATEMENT OF REVENUE EXPENDITURE BY MINOR HEADS - contd.

*Figures in italics represent charged expenditure*

Heads	Actuals for the year 2015-16			Actuals for 2014-15	Per cent of Increase (+)/ Decrease(-) during the year	
	Non-Plan	Plan				Total
		State Plan	CSS/ CPS*			
<b>EXPENDITURE HEADS (Revenue Account)</b>				<i>(₹ in lakh)</i>		
<b>C- Economic Services- Contd.</b>						
<b>(a) Agriculture and Allied Activities –contd.</b>						
2406- Forestry and Wildlife - conclud.						
02- Environmental Forestry and Wild Life						
110- Wild Life Preservation	10,88.54	78.51	78.51	14,18.87	11,98.88	18.35
			1,73.31 (*)			
796- Tribal Area Sub-plan	0.00	27.36	0.00	27.36	0.00	100.00
<b>Total - 02</b>	<b>10,88.54</b>	<b>1,05.87</b>	<b>78.51</b>	<b>14,46.23</b>	<b>11,98.88</b>	<b>20.63</b>
			1,73.31 (*)			
04- Afforestation and Ecology Development						
101- Afforestation and Ecology Development Programme	0.00	0.00	0.00	0.00	0.53	(-)100.00
<b>Total - 04</b>	<b>0.00</b>	<b>0.00</b>	<b>0.00</b>	<b>0.00</b>	<b>0.53</b>	<b>(-)100.00</b>
<b>Total - 2406</b>	<b>1,93,87.80</b>	<b>2,20,14.73</b>	<b>1,57.84</b>	<b>4,17,33.68</b>	<b>3,73,35.21</b>	<b>11.78</b>
			1,73.31 (*)			
<b>Salary</b>	<b>1,80,05.62</b>				<b>GIA</b>	<b>7,50.00</b>
2415- Agricultural Research and Education						
01- Crop Husbandry						
004- Research	84.62	0.00	0.00	84.62	71.70	18.02
277- Education	56,52.77	0.00	0.00	56,52.77	48,98.82	15.39
<b>Total - 01</b>	<b>57,37.39</b>	<b>0.00</b>	<b>0.00</b>	<b>57,37.39</b>	<b>49,70.52</b>	<b>15.43</b>

(\*) Relates to CPS



**15. DETAILED STATEMENT OF REVENUE EXPENDITURE BY MINOR HEADS - contd.**

*Figures in italics represent charged expenditure*

Heads	Actuals for the year 2015-16			Actuals for 2014-15	Per cent of Increase (+)/ Decrease(-) during the year	
	Non-Plan	Plan	Total			
		State Plan	CSS/ CPS*			
<b>EXPENDITURE HEADS (Revenue Account)</b>				<i>(₹ in lakh)</i>		
<b>C- Economic Services- Contd.</b>						
<b>(a) Agriculture and Allied Activities –contd.</b>						
2415- Agricultural Research and Education – conclud.						
80- General						
796- Tribal Area Sub-Plan	0.00	50,57.86	0.00	50,57.86	23,75.44	112.92
<b>Total - 80</b>	<b>0.00</b>	<b>50,57.86</b>	<b>0.00</b>	<b>50,57.86</b>	<b>23,75.44</b>	<b>112.92</b>
<b>Total - 2415</b>	<b>57,37.39</b>	<b>50,57.86</b>	<b>0.00</b>	<b>1,07,95.25</b>	<b>73,45.96</b>	<b>46.95</b>
<b>Salary</b>	<b>2,31.70</b>				<b>GIA</b>	<b>1,05,56.72</b>
2425- Co-operation						
001- Direction and Administration	29,25.83	0.00	0.00	29,25.83	27,36.45	6.92
003- Training	51.75	0.00	0.00	51.75	55.58	(-)6.89
004- Research and Evaluation	28.27	0.00	0.00	28.27	25.77	9.70
101- Audit of Co-operatives	13,34.18	0.00	0.00	13,34.18	12,40.56	7.55
107- Assistance to credit co-operatives	0.00	21,90.00	0.00	21,90.00	7,80.00	180.77
108- Assistance to other co-operatives	3,48.09	2,66.84	0.00	6,14.93	6,08.10	1.12
277- Co-operative Education	0.00	10.00	0.00	10.00	0.00	100.00

## 15. DETAILED STATEMENT OF REVENUE EXPENDITURE BY MINOR HEADS - contd.

*Figures in italics represent charged expenditure*

Heads	Actuals for the year 2015-16			Total	Actuals for 2014-15	Per cent of Increase (+)/ Decrease(-) during the year
	Non-Plan	Plan				
		State Plan	CSS/ CPS*			
<b>EXPENDITURE HEADS (Revenue Account)</b>				<i>(₹ in lakh)</i>		
<b>C- Economic Services- Contd.</b>						
<b>(a) Agriculture and Allied Activities –concl.</b>						
2425- Co-operation –concl.						
789- Special Component Plan for Scheduled Castes	0.00	4,50.34	0.00	4,50.34	7,22.98	(-)37.71
796- Tribal Area Sub-plan	0.00	32,86.62	0.00	32,86.62	32,33.02	1.66
<b>Total - 2425</b>	<b>46,88.12</b>	<b>62,03.80</b>	<b>0.00</b>	<b>1,08,91.92</b>	<b>94,02.46</b>	<b>15.84</b>
<b>Salary</b>	<b>46,26.66</b>		<b>Subsidy</b>	<b>4,60.24</b>	<b>GIA</b>	<b>57,33.55</b>
2435- Other Agricultural Programmes						
01- Marketing and quality control						
102- Grading and quality control facilities	1,79.62	4.86	0.00	1,84.48	1,82.19	1.26
796- Tribal Area Sub-plan	0.00	56.54	0.00	56.54	0.00	100.00
<b>Total - 01</b>	<b>1,79.62</b>	<b>61.40</b>	<b>0.00</b>	<b>2,41.02</b>	<b>1,82.19</b>	<b>32.29</b>
<b>Total - 2435</b>	<b>1,79.62</b>	<b>61.40</b>	<b>0.00</b>	<b>2,41.02</b>	<b>1,82.19</b>	<b>32.29</b>
<b>Salary</b>	<b>1,77.41</b>				<b>GIA</b>	<b>61.40</b>
<b>Total - (a) Agriculture and Allied Activities.</b>			<b>6,76.26 (*)</b>			
	<b>4,93,15.78</b>	<b>7,85,42.68</b>	<b>1,89,49.99</b>	<b>14,74,84.71</b>	<b>10,90,03.50</b>	<b>35.30</b>

(\*) Relates to CPS

**15. DETAILED STATEMENT OF REVENUE EXPENDITURE BY MINOR HEADS - contd.**

*Figures in italics represent charged expenditure*

Heads	Actuals for the year 2015-16			Actuals for 2014-15	Per cent of Increase (+)/ Decrease(-) during the year	
	Non-Plan	Plan	Total			
		State Plan	CSS/ CPS*			
<b>EXPENDITURE HEADS (Revenue Account)</b>				<i>(₹ in lakh)</i>		
<b>C- Economic Services- Contd.</b>						
<b>(b) Rural Development</b>						
2501- Special Programmes for Rural Development						
02- Drought-Prone Areas Development Programme						
101- Minor Irrigation	0.00	19,83.00	23,12.00	42,95.00	1,22.50	3406.12
789- Special Component Plan for Scheduled Castes	0.00	4,39.00	4,56.00	8,95.00	37.50	2286.67
796- Tribal Area Sub-plan	0.00	5,75.28	6,20.75	11,96.03	1,33.30	797.25
<b>Total - 02</b>	<b>0.00</b>	<b>29,97.28</b>	<b>33,88.75</b>	<b>63,86.03</b>	<b>2,93.30</b>	<b>2077.30</b>
06- Self Employment Programmes						
101- Swarnajayanti Gram Swarozgar Yojana	0.00	46,95.35	0.00	46,95.35	8,29.99	465.71
789- Special Component Plan for Scheduled Castes	0.00	14,89.19	15,01.07	29,90.26	10,11.43	195.65
796- Tribal Area Sub-plan	0.00	48,97.87	40,56.24	89,54.11	44,49.39	101.24
800- Other Expenditure	0.00	8,84.42	52,01.98	60,86.40	38,08.53	59.81
<b>Total - 06</b>	<b>0.00</b>	<b>1,19,66.83</b>	<b>1,07,59.29</b>	<b>2,27,26.12</b>	<b>1,00,99.34</b>	<b>125.03</b>
<b>Total - 2501</b>	<b>0.00</b>	<b>1,49,64.11</b>	<b>1,41,48.04</b>	<b>2,91,12.15</b>	<b>1,03,92.64</b>	<b>180.12</b>
<b>Salary</b>	<b>4,36.92</b>				<b>GIA</b>	<b>2,42,87.97</b>
2505- Rural Employment						
01- National Programmes						
702- Jawahar Gram Samridhi Yojana	0.00	1,79,19.45	84,21.49	2,63,40.94	83,66.24	214.85
789- Special Component Plan for Scheduled Castes	0.00	52,80.00	55,39.11	1,08,19.11	58,61.74	84.57
796- Tribal Area Sub-plan	0.00	1,37,91.46	1,54,59.04	2,92,50.50	1,55,70.31	87.86
<b>Total - 01</b>	<b>0.00</b>	<b>3,69,90.91</b>	<b>2,94,19.64</b>	<b>6,64,10.55</b>	<b>2,97,98.29</b>	<b>122.87</b>

**15. DETAILED STATEMENT OF REVENUE EXPENDITURE BY MINOR HEADS - contd.**

*Figures in italics represent charged expenditure*

Heads	Actuals for the year 2015-16			Actuals for 2014-15	Per cent of Increase (+)/ Decrease(-) during the year	
	Non-Plan	Plan				Total
		State Plan	CSS/ CPS*			
<b>EXPENDITURE HEADS (Revenue Account)</b>				<i>(₹ in lakh)</i>		
<b>C- Economic Services- Contd.</b>						
<b>(b) Rural Development – contd.</b>						
2505- Rural Employment – conclud.						
02- Rural Employment Guarantee Scheme						
101- National Rural Employment Guarantee Scheme	0.00	93,89.24	4,79,61.15	5,73,50.39	5,01,69.37	14.31
789- Special Component Plan for Scheduled Castes	0.00	26,16.74	1,46,81.99	1,72,98.73	1,88,05.59	(-)8.01
796- Tribal Area Sub-plan	0.00	66,96.63	3,52,36.76	4,19,33.39	4,62,77.31	(-)9.39
<b>Total - 02</b>	<b>0.00</b>	<b>1,87,02.61</b>	<b>9,78,79.90</b>	<b>11,65,82.51</b>	<b>11,52,52.27</b>	<b>1.15</b>
<b>Total - 2505</b>	<b>0.00</b>	<b>5,56,93.52</b>	<b>12,72,99.54</b>	<b>18,29,93.06</b>	<b>14,50,50.56</b>	<b>26.16</b>
<b>Salary</b>	<b>16,89.31</b>				<b>GIA</b>	<b>17,99,42.81</b>
2515- Other Rural Development programmes.						
001- Direction and Administration	4,16,13.03	26,67.56	0.00	4,42,80.59	5,31,80.08	(-)16.73
003- Training	3,44.82	0.00	0.00	3,44.82	3,66.05	(-)5.80

**15. DETAILED STATEMENT OF REVENUE EXPENDITURE BY MINOR HEADS - contd.**

*Figures in italics represent charged expenditure*

Heads	Actuals for the year 2015-16			Actuals for 2014-15	Per cent of Increase (+)/ Decrease(-) during the year	
	Non-Plan	Plan	Total			
		State Plan	CSS/ CPS*			
<b>EXPENDITURE HEADS (Revenue Account)</b>				<i>(₹ in lakh)</i>		
<b>C- Economic Services- Contd.</b>						
<b>(b) Rural Development – conclud.</b>						
2515 Other Rural Development Programmes – Conclud.						
101- Panchayati Raj	13,25.91	5,36.12	16,08.37	34,70.40	15,22.54	127.93
102- Community Development	1,92,75.40	33,09.14	8,00,00.00	10,25,84.54	3,90,07.91	162.98
196- Assistance to Zila Parishad/District level panchayats	16,64.71	0.00	0.00	16,64.71	98,82.43	(-)83.15
197- Assistance to Block Panchayat/ Intermediate Level Panchayat	14,74.67	0.00	0.00	14,74.67	96,44.96	(-)84.71
198- Assistance to Gram Panchayat	3,70,14.56	0.00	0.00	3,70,14.56	2,89,35.08	27.92
789- Special Component Plan for Scheduled Castes	0.00	47,61.86	21,11.85	68,73.71	1,48,42.04	(-)53.69
796- Tribal Area Sub-plan	0.00	74,65.83	0.00	74,65.83	3,73,06.72	(-)79.99
<b>Total - 2515</b>	<b>10,27,13.10</b>	<b>1,87,40.51</b>	<b>8,37,20.22</b>	<b>20,51,73.83</b>	<b>19,46,87.81</b>	<b>5.39</b>
<b>Salary</b>	<b>3,84,95.40</b>				<b>GIA</b>	<b>13,08,05.82</b>
<b>Total - (b) Rural Development</b>	<b>10,27,13.10</b>	<b>8,93,98.14</b>	<b>22,51,67.80</b>	<b>41,72,79.04</b>	<b>35,01,31.01</b>	<b>19.18</b>

**15. DETAILED STATEMENT OF REVENUE EXPENDITURE BY MINOR HEADS - contd.**

*Figures in italics represent charged expenditure*

Heads	Actuals for the year 2015-16			Actuals for 2014-15	Per cent of Increase (+)/ Decrease(-) during the year	
	Non-Plan	Plan	Total			
		State Plan	CSS/ CPS*			
<b>EXPENDITURE HEADS (Revenue Account)</b>				<i>(₹ in lakh)</i>		
<b>C- Economic Services-contd</b>						
<b>(d) Irrigation and Flood Control</b>						
2700- Major Irrigation						
01- Major Irrigation- Commercial						
001- Direction and Administration	1,32,05.23	0.00	0.00	1,32,05.23	1,29,81.40	1.72
<b>Total - 01</b>	<b>1,32,05.23</b>	<b>0.00</b>	<b>0.00</b>	<b>1,32,05.23</b>	<b>1,29,81.40</b>	<b>1.72</b>
<b>Total - 2700</b>	<b>1,32,05.23</b>	<b>0.00</b>	<b>0.00</b>	<b>1,32,05.23</b>	<b>1,29,81.40</b>	<b>1.72</b>
<b>Salary</b>	<b>1,29,51.50</b>					
2701- Medium Irrigation						
03- Medium Irrigation-Commercial						
001- Direction and Administration	1,16,65.53	0.00	0.00	1,16,65.53	1,22,42.17	(-)4.71
<b>Total - 03</b>	<b>1,16,65.53</b>	<b>0.00</b>	<b>0.00</b>	<b>1,16,65.53</b>	<b>1,22,42.17</b>	<b>(-)4.71</b>
80- General						
001- Direction and Administration	1,74.66	0.00	0.00	1,74.66	1,84.51	(-)5.34
<b>Total - 80</b>	<b>1,74.66</b>	<b>0.00</b>	<b>0.00</b>	<b>1,74.66</b>	<b>1,84.51</b>	<b>(-)5.34</b>
<b>Total - 2701</b>	<b>1,18,40.19</b>	<b>0.00</b>	<b>0.00</b>	<b>1,18,40.19</b>	<b>1,24,26.68</b>	<b>(-)4.72</b>
<b>Salary</b>	<b>1,16,32.69</b>					

**15. DETAILED STATEMENT OF REVENUE EXPENDITURE BY MINOR HEADS - contd.**

*Figures in italics represent charged expenditure*

Heads	Actuals for the year 2015-16			Actuals for 2014-15	Per cent of Increase (+)/ Decrease(-) during the year	
	Non-Plan	Plan	Total			
		State Plan	CSS/ CPS*			
<b>EXPENDITURE HEADS (Revenue Account)</b>				<i>(₹ in lakh)</i>		
<b>C- Economic Services-contd</b>						
<b>(d) Irrigation and Flood Control-concl'd.</b>						
2702- Minor Irrigation						
02- Ground water						
005- Investigation	69,27.32	0.00	0.00	69,27.32	75,71.83	(-)8.51
<b>Total - 02</b>	<b>69,27.32</b>	<b>0.00</b>	<b>0.00</b>	<b>69,27.32</b>	<b>75,71.83</b>	<b>(-)8.51</b>
<b>Total - 2702</b>	<b>69,27.32</b>	<b>0.00</b>	<b>0.00</b>	<b>69,27.32</b>	<b>75,71.83</b>	<b>(-)8.51</b>
<b>Salary</b>	<b>62,91.39</b>					
2705- Command Area Development						
001- Kanchi Command Area Development	0.00	50.00	0.00	50.00	12.12	312.54
789- Special Component Plan for Scheduled Castes	0.00	7.50	0.00	7.50	16.08	(-)53.36
<b>Total - 2705</b>	<b>0.00</b>	<b>57.50</b>	<b>0.00</b>	<b>57.50</b>	<b>28.20</b>	<b>103.90</b>
<b>Total - (d) Irrigation and Flood Control</b>	<b>3,19,72.74</b>	<b>57.50</b>	<b>0.00</b>	<b>3,20,30.24</b>	<b>3,30,08.11</b>	<b>(-)2.96</b>

## 15. DETAILED STATEMENT OF REVENUE EXPENDITURE BY MINOR HEADS - contd.

*Figures in italics represent charged expenditure*

Heads	Actuals for the year 2015-16			Total	Actuals for 2014-15	Per cent of Increase (+)/ Decrease(-) during the year
	Non-Plan	Plan				
		State Plan	CSS/ CPS*			
<b>EXPENDITURE HEADS (Revenue Account)</b>				<i>(₹ in lakh)</i>		
<b>(e) Energy</b>						
2801- Power						
01- Hydel Generation						
789- Special Component Plan for Scheduled Castes	0.00	0.00	0.00	0.00	4,20.00	(-)100.00
796- Tribal Area Sub-plan	0.00	0.00	0.00	0.00	9,10.00	(-)100.00
800- Other expenditure	0.00	0.00	0.00	0.00	21,70.00	(-)100.00
<b>Total - 01</b>	<b>0.00</b>	<b>0.00</b>	<b>0.00</b>	<b>0.00</b>	<b>35,00.00</b>	<b>(-)100.00</b>
06- Rural Electrification						
052- Machinery ad Equipment	0.00	71,30.00	0.00	71,30.00	0.00	100.00
789- Special Component Plan for Scheduled Castes	0.00	13,80.00	0.00	13,80.00	0.00	100.00
796- Tribal Area Sub-plan	0.00	29,90.00	0.00	29,90.00	0.00	100.00
800- Other expenditure	0.00	1,00,00.00	0.00	1,00,00.00	0.00	100.00
<b>Total - 06</b>	<b>0.00</b>	<b>2,15,00.00</b>	<b>0.00</b>	<b>2,15,00.00</b>	<b>0.00</b>	<b>100.00</b>
80- General						
101- Assistance to Electricity Boards	16,02,48.27	0.00	0.00	16,02,48.27	21,08,91.86	(-)24.01
800- Other expenditure	0.00	3,06,96.24	0.00	3,06,96.24	1,50,00.00	104.64
<b>Total - 80</b>	<b>16,02,48.27</b>	<b>3,06,96.24</b>	<b>0.00</b>	<b>19,09,44.51</b>	<b>22,58,91.86</b>	<b>(-)15.47</b>
<b>Total - 2801</b>	<b>16,02,48.27</b>	<b>5,21,96.24</b>	<b>0.00</b>	<b>21,24,44.51</b>	<b>22,93,91.86</b>	<b>(-)7.39</b>
					<b>GIA</b>	<b>21,24,44.51</b>



**15. DETAILED STATEMENT OF REVENUE EXPENDITURE BY MINOR HEADS - contd.**

*Figures in italics represent charged expenditure*

Heads	Actuals for the year 2015-16			Actuals for 2014-15	Per cent of Increase (+)/ Decrease(-) during the year	
	Non-Plan	Plan	Total			
		State Plan	CSS/ CPS*			
<b>EXPENDITURE HEADS (Revenue Account)</b>				<i>(₹ in lakh)</i>		
<b>C- Economic Services- Contd.</b>						
2810- New and Renewable Energy						
101- Grid Interactive and Distributed Renewable Power	0.00	24,00.00	0.00	24,00.00	15,00.00	60.00
789- Special Component Plan for Scheduled Castes	0.00	20,00.00	0.00	20,00.00	12,50.00	60.00
796- Tribal Area Sub-plan	0.00	36,00.00	0.00	36,00.00	22,50.00	60.00
<b>Total - 2810</b>	<b>0.00</b>	<b>80,00.00</b>	<b>0.00</b>	<b>80,00.00</b>	<b>50,00.00</b>	<b>60.00</b>
				<b>GIA</b>	<b>80,00.00</b>	
<b>Total - (e) Energy</b>	<b>16,02,48.27</b>	<b>6,01,96.24</b>	<b>0.00</b>	<b>22,04,44.51</b>	<b>23,43,91.86</b>	<b>(-)5.95</b>
<b>(f) Industry and Minerals</b>						
2851- Village and Small Industries						
001- Direction and Administration	88.54	0.00	0.00	88.54	1,00.61	(-)12.00
102- Small Scale Industries	7,50.43	4,57.09	0.00	12,07.52	13,65.44	(-)11.57
103- Handloom Industries	83.53	5,01.84	0.00	5,85.37	6,87.69	(-)14.88
104- Handicraft Industries	3,32.56	42.00	0.00	3,74.56	7,22.69	(-)48.17
107- Sericulture Industries	10,33.08	25,36.09	0.00	35,69.17	62,09.29	(-)42.52
789- Special component plan for Scheduled Castes	0.00	0.00	0.00	0.00	37.80	(-)100.00
796- Tribal Area Sub-plan	0.00	54,98.27	0.00	54,98.27	53,41.69	2.93
<b>Total - 2851</b>	<b>22,88.14</b>	<b>90,35.29</b>	<b>0.00</b>	<b>1,13,23.43</b>	<b>1,44,65.21</b>	<b>(-)21.72</b>
<b>Salary</b>	<b>21,94.67</b>				<b>GIA</b>	<b>51,17.85</b>

## 15. DETAILED STATEMENT OF REVENUE EXPENDITURE BY MINOR HEADS - contd.

*Figures in italics represent charged expenditure*

Heads	Actuals for the year 2015-16			Actuals for 2014-15	<i>Per cent of Increase (+)/ Decrease(-) during the year</i>	
	Non-Plan	Plan	Total			
		State Plan	CSS/ CPS*			
<b>EXPENDITURE HEADS (Revenue Account)</b>				<i>(₹ in lakh)</i>		
<b>C- Economic Services- Contd.</b>						
<b>(f) Industry and Minerals conclud.</b>						
2852- Industries						
80- General						
001- Direction and Administration	5,36.58	0.00	0.00	5,36.58	5,51.32	(-)2.67
003- Industrial Education- Research and Training	24.95	5.01	0.00	29.96	21.51	39.28
102- Industrial Productivity	70.70	89,36.44	0.00	90,07.14	48,42.38	86.01
796- Tribal Area Sub-plan	0.00	89,32.95	0.00	89,32.95	18,31.20	387.82
<b>Total - 80</b>	<b>6,32.23</b>	<b>1,78,74.40</b>	<b>0.00</b>	<b>1,85,06.63</b>	<b>72,46.41</b>	<b>155.39</b>
<b>Total - 2852</b>	<b>6,32.23</b>	<b>1,78,74.40</b>	<b>0.00</b>	<b>1,85,06.63</b>	<b>72,46.41</b>	<b>155.39</b>
<b>Salary</b>	<b>5,86.31</b>		<b>Subsidy</b>	<b>97,37.49</b>	<b>GIA</b>	<b>77,38.00</b>
2853- Non-ferrous Mining and Metallurgical Industries						
02- Regulation and Development of Mines						
001- Direction and Administration	10,68.49	2,25.39	0.00	12,93.88	10,67.56	21.20
102- Mineral Exploration	9,60.90	57.98	0.00	10,18.88	9,42.30	8.13
796- Tribal Area Sub-Plan	0.00	5.33	0.00	5.33	0.24	2120.83
<b>Total - 02</b>	<b>20,29.39</b>	<b>2,88.70</b>	<b>0.00</b>	<b>23,18.09</b>	<b>20,10.10</b>	<b>15.32</b>
<b>Total - 2853</b>	<b>20,29.39</b>	<b>2,88.70</b>	<b>0.00</b>	<b>23,18.09</b>	<b>20,10.10</b>	<b>15.32</b>
<b>Salary</b>	<b>19,37.85</b>					
<b>Total - (f) Industry and Minerals</b>	<b>49,49.76</b>	<b>2,71,98.39</b>	<b>0.00</b>	<b>3,21,48.15</b>	<b>2,37,21.72</b>	<b>35.52</b>

**15. DETAILED STATEMENT OF REVENUE EXPENDITURE BY MINOR HEADS - contd.**

*Figures in italics represent charged expenditure*

Heads	Actuals for the year 2015-16			Actuals for 2014-15	Per cent of Increase (+)/ Decrease(-) during the year	
	Non-Plan	Plan	Total			
		State Plan	CSS/ CPS*			
<b>EXPENDITURE HEADS (Revenue Account)</b>				<i>(₹ in lakh)</i>		
<b>C- Economic Services- Contd.</b>						
<b>(g) Transport</b>						
3053- Civil Aviation-Concltd.						
80- General						
003- Training and Education	3,02.94	0.00	0.00	3,02.94	45.08	572.01
<b>Total - 80</b>	<b>3,02.94</b>	<b>0.00</b>	<b>0.00</b>	<b>3,02.94</b>	<b>45.08</b>	<b>572.01</b>
<b>Total - 3053</b>	<b>3,02.94</b>	<b>0.00</b>	<b>0.00</b>	<b>3,02.94</b>	<b>45.08</b>	<b>572.01</b>
<b>Salary</b>	<b>46.28</b>					
3054- Roads and Bridges						
01- National Highways						
337- Road Works	46.51	0.00	0.00	46.51	0.00	100.00
<b>Total - 01</b>	<b>46.51</b>	<b>0.00</b>	<b>0.00</b>	<b>46.51</b>	<b>0.00</b>	<b>100.00</b>
03- State Highways						
337- Road works	1,35,31.62	4,71.99	0.00	1,40,03.61	1,49,65.77	(-)6.43
<b>Total - 03</b>	<b>1,35,31.62</b>	<b>4,71.99</b>	<b>0.00</b>	<b>1,40,03.61</b>	<b>1,49,65.77</b>	<b>(-)6.43</b>

## 15. DETAILED STATEMENT OF REVENUE EXPENDITURE BY MINOR HEADS - contd.

*Figures in italics represent charged expenditure*

Heads	Actuals for the year 2015-16			Actuals for 2014-15	Per cent of Increase (+)/ Decrease(-) during the year	
	Non-Plan	Plan	Total			
		State Plan	CSS/ CPS*			
<b>EXPENDITURE HEADS (Revenue Account)</b>				<i>(₹ in lakh)</i>		
<b>C- Economic Services- Contd.</b>						
<b>(g) Transport – contd.</b>						
3054- Roads and Bridges – conclud.						
04- District and Other Roads						
105- Maintenance and Repairs	0.00	0.00	0.00	0.00	9037.37	(-)100.00
<b>Total - 04</b>	<b>0.00</b>	<b>0.00</b>	<b>0.00</b>	<b>0.00</b>	<b>9037.37</b>	<b>(-)100.00</b>
80- General						
001- Direction and Administration	1,05,30.82	3,30.97	0.00	1,08,61.79	1,22,35.69	(-)11.23
796- Tribal Area Sub-Plan	0.00	5,97.28	0.00	5,97.28	5,76.58	3.59
<b>Total - 80</b>	<b>1,05,30.82</b>	<b>9,28.25</b>	<b>0.00</b>	<b>1,14,59.07</b>	<b>1,28,12.27</b>	<b>(-)10.56</b>
<b>Total - 3054</b>	<b>2,41,08.95</b>	<b>14,00.24</b>	<b>0.00</b>	<b>2,55,09.19</b>	<b>3,68,15.41</b>	<b>(-)30.71</b>
<b>Salary</b>	<b>1,11,57.45</b>					
3055- Road Transport						
190- Assistance to Public Sector and other Undertakings	0.00	0.00	0.00	0.00	98.15	(-)100.00
<b>Total 3055</b>	<b>0.00</b>	<b>0.00</b>	<b>0.00</b>	<b>0.00</b>	<b>98.15</b>	<b>(-)100.00</b>

**15. DETAILED STATEMENT OF REVENUE EXPENDITURE BY MINOR HEADS - contd.**

*Figures in italics represent charged expenditure*

Heads	Actuals for the year 2015-16			Actuals for 2014-15	Per cent of Increase (+)/ Decrease(-) during the year		
	Non-Plan	Plan	Total				
		State Plan	CSS/ CPS*				
<b>EXPENDITURE HEADS (Revenue Account)</b>				<i>(₹ in lakh)</i>			
<b>C- Economic Services- Contd.</b>							
<b>(g) Transport – conclud.</b>							
3075- Other Transport Services							
60- Others							
101- Subsidy to Railways towards Dividend Relief and other concessions	0.00	35,94.00	0.00	35,94.00	1,86,18.00	(-)80.70	
796- Tribal Area Sub-Plan	0.00	53,91.00	0.00	53,91.00	2,80,00.00	(-)80.75	
	<b>Total - 60</b>	<b>0.00</b>	<b>89,85.00</b>	<b>0.00</b>	<b>89,85.00</b>	<b>4,66,18.00</b>	<b>(-)80.73</b>
	<b>Total - 3075</b>	<b>0.00</b>	<b>89,85.00</b>	<b>0.00</b>	<b>89,85.00</b>	<b>4,66,18.00</b>	<b>(-)80.73</b>
					<b>GIA</b>	<b>89,85.00</b>	
	<b>Total (g) Transport</b>	<b>2,44,11.89</b>	<b>1,03,85.24</b>	<b>0.00</b>	<b>3,47,97.13</b>	<b>8,35,76.64</b>	<b>(-)58.37</b>
<b>(j) General Economic Services</b>							
3451- Secretariat - Economic Services							
090- Secretariat	41,57.76	0.00	0.00	41,57.76	37,83.68	9.89	
	<b>Total - 3451</b>	<b>41,57.76</b>	<b>0.00</b>	<b>0.00</b>	<b>41,57.76</b>	<b>37,83.68</b>	<b>9.89</b>
	<b>Salary</b>	<b>36,43.52</b>					

**15. DETAILED STATEMENT OF REVENUE EXPENDITURE BY MINOR HEADS - contd.**

*Figures in italics represent charged expenditure*

Heads	Actuals for the year 2015-16			Actuals for 2014-15	Per cent of Increase (+)/ Decrease(-) during the year
	Non-Plan	Plan	Total		
		State Plan	CSS/ CPS*		
<b>EXPENDITURE HEADS (Revenue Account)</b>				<i>(₹ in lakh)</i>	
<b>C- Economic Services- Contd.</b>					
<b>(j) General Economic Services - contd.</b>					
3452- Tourism					
01- Tourist Infrastructure					
101- Tourist Centre	22.83	7,36.33	0.00	7,59.16	1,76.25      330.73
796- Tribal Area Sub-plan	0.00	10,63.63	0.00	10,63.63	1,97.19      439.39
<b>Total - 01</b>	<b>22.83</b>	<b>17,99.96</b>	<b>0.00</b>	<b>18,22.79</b>	<b>3,73.44      388.11</b>
80- General					
001- Direction and Administration	1,16.79	0.00	0.00	1,16.79	99.99      16.80
104- Promotion and Publicity	0.00	11,10.48	0.00	11,10.48	2,07.16      436.05
796- Tribal Area Sub-plan	0.00	1,95.71	0.00	1,95.71	51.31      281.43
<b>Total - 80</b>	<b>1,16.79</b>	<b>13,06.19</b>	<b>0.00</b>	<b>14,22.98</b>	<b>3,58.46      296.97</b>
<b>Total - 3452</b>	<b>1,39.62</b>	<b>31,06.15</b>	<b>0.00</b>	<b>32,45.77</b>	<b>7,31.90      343.47</b>
<b>Salary</b>	<b>2,24.77</b>				<b>GIA      2,50.00</b>
3454- Census Surveys and Statistics					
01- Census					
001- Direction and Administration	2.09	0.00	0.00	2.09	77.02      (-)97.29
796- Tribal Area Sub-plan	0.00	0.00	0.00	0.00	1,15.38      (-)100.00
<b>Total - 01</b>	<b>2.09</b>	<b>0.00</b>	<b>0.00</b>	<b>2.09</b>	<b>1,92.40      (-)98.91</b>

## 15. DETAILED STATEMENT OF REVENUE EXPENDITURE BY MINOR HEADS - contd.

*Figures in italics represent charged expenditure*

Heads	Actuals for the year 2015-16			Actuals for 2014-15	<i>Per cent of Increase (+)/ Decrease(-) during the year</i>	
	Non-Plan	Plan				Total
		State Plan	CSS/ CPS*			
<b>EXPENDITURE HEADS (Revenue Account)</b>				<i>(₹ in lakh)</i>		
<b>C- Economic Services- Contd.</b>						
<b>(j) General Economic Services – contd.</b>						
3454- Census Surveys and Statistics - conclud.						
02- Surveys and Statistics						
204- Central Statistical Organisation	13,50.29	0.10	0.00	13,50.39	20,20.72	(-)33.17
796- Tribal Area Sub-plan	0.00	0.29	50.22 (*)	50.51	7,53.32	(-)93.30
<b>Total - 02</b>	<b>13,50.29</b>	<b>0.39</b>	<b>50.22 (*)</b>	<b>14,00.90</b>	<b>27,74.04</b>	<b>(-)49.50</b>
<b>Total - 3454</b>	<b>13,52.38</b>	<b>0.39</b>	<b>50.22 (*)</b>	<b>14,02.99</b>	<b>29,66.44</b>	<b>(-)52.70</b>
<b>Salary</b>				<b>13,33.85</b>		
3456- Civil Supplies						
001- Direction and Administration	23,45.88	0.00	0.00	23,45.88	22,86.66	2.59
102- Civil Supplies Scheme	0.00	2,51,91.42	0.00	2,51,91.42	2,61,31.45	(-)3.60
190- Assistance to Public Sector and Other Undertakings	0.00	41,95.00	0.00	41,95.00	0.00	100.00
789- Special Component Plan for Scheduled Castes	0.00	92,84.87	0.00	92,84.87	1,00,87.30	(-)7.95
796- Tribal Area Sub-plan	0.00	3,63,86.22	7.19 (*)	3,63,93.41	4,54,33.71	(-)19.90
<b>Total - 3456</b>	<b>23,45.88</b>	<b>7,50,57.51</b>	<b>7.19 (*)</b>	<b>7,74,10.58</b>	<b>8,39,39.12</b>	<b>(-)7.78</b>
<b>Salary</b>				<b>22,45.57</b>	<b>GIA</b>	<b>42,67.32</b>

(\*) Relates to CPS

**15. DETAILED STATEMENT OF REVENUE EXPENDITURE BY MINOR HEADS - contd.**

*Figures in italics represent charged expenditure*

Heads	Actuals for the year 2015-16			Actuals for 2014-15	Per cent of Increase (+)/ Decrease(-) during the year
	Non-Plan	Plan	Total		
		State Plan	CSS/ CPS*		
<b>EXPENDITURE HEADS (Revenue Account)</b>				<i>(₹ in lakh)</i>	
<b>C- Economic Services- Concl'd.</b>					
<b>(j) General Economic Services – concl'd.</b>					
3475- Other General Economic Services					
106- Regulation of Weights and Measures	2,40.01	0.00	0.00	2,40.01	3,40.79 (-)29.57
201- Land Ceilings (other than agricultural land)	18.53	0.00	0.00	18.53	14.35 29.13
796- Tribal Area Sub-plan	0.00	0.00	0.00	0.00	2.04 (-)100.00
<b>Total - 3475</b>	<b>2,58.54</b>	<b>0.00</b>	<b>0.00</b>	<b>2,58.54</b>	<b>3,57.18 (-)27.62</b>
<b>Salary</b>	<b>2,49.77</b>				
<b>Total - (j) General Economic Services</b>	<b>82,54.18</b>	<b>7,81,64.05</b>	<b>57.41 (*)</b>	<b>8,64,75.64</b>	<b>9,17,78.32 (-)5.78</b>
<b>Total-C-Economic Services</b>			<b>24,41,17.79</b>		
	<b>38,18,65.72</b>	<b>34,39,42.24</b>	<b>7,33.67 (*)</b>	<b>97,06,59.42</b>	<b>92,56,11.16 4.87</b>
<b>Total - Expenditure Heads (Revenue Account )</b>	<b>33,86,41.36</b>		<b>45,25,15.93</b>		
	<b>1,73,73,39.17</b>	<b>1,10,41,79.54</b>	<b>2,26,07.04 (*)</b>	<b>3,65,52,83.04</b>	<b>3,17,94,90.06 14.96</b>
<b>Total (Salary, Subsidies and GIA) - (Revenue Account)</b>	<b>Salaries ₹ 81,77,91.79 lakh</b>		<b>Subsidies ₹ 5,21,55.91 lakh</b>	<b>Grants-in-aid ₹ 1,48,82,77.48 lakh</b>	

(\*) Relates to CPS



**15. DETAILED STATEMENT OF REVENUE EXPENDITURE BY MINOR HEADS - contd.**

**Explanatory Notes to Statement - 15**

(1) **Expenditure on Revenue Account :-** The expenditure on Revenue Account increased from ₹ 3,17,94.90 crore in 2014-15 to ₹ 3,65,52.83 crore in 2015-16. The increase of ₹ 47,57.93 crore was mainly under :-

Major Head of Account		Actuals for		Increase	Main Reasons
		2015-16	2014-15		
<i>(₹ in crore)</i>					
1	2202- General Education	63,00.56	55,25.20	7,75.36	More expenditure occurred mainly under Government Primary School, Special Component Plan for Scheduled Castes and Tribal Area Sub-Plan under Elementary Education, Government Secondary Schools and Special Component Plan for Scheduled Castes under Secondary Education, Assistance to Universities, Government Colleges and Institutes and Tribal Area Sub-Plan under University and Higher Education and Other Languages Education under Language Development which was partly offset by decrease under Sarva Shiksha Abhiyan under Elementary Education.
2	2071- Pensions and other Retirement Benefits	39,90.01	34,62.53	5,27.48	More expenditure occurred mainly under Superannuation and Retirement Allowances, Gratuities, Family Pensions and Government Contribution of Defined Contribution Pension Scheme under Civil.
3	2210- Medical and Public Health	17,57.92	12,77.20	4,80.72	More expenditure occurred mainly under Central Government Health Scheme, Medical Stores Depots, Special Component Plan for Scheduled Castes and Tribal Area Sub-Plan under Urban Health Services-Allopathy, Primary Health Centres under Rural Health Services-Allopathy and Allopathy under Medical Education, Training and Research.
4	2217- Urban Development	13,51.58	8,96.58	4,55.00	More expenditure occurred mainly under Assistance to Public Sector and Other Undertakings under State Capital Development, Assistance to Municipal Corporation under Integrated Development of Small and Medium Towns and Assistance to Municipal Corporation and Tribal Area Sub-Plan under General which was partly offset by decrease under Assistance to Nagar Panchayats/ Notified Area Committee under General.

**15. DETAILED STATEMENT OF REVENUE EXPENDITURE BY MINOR HEADS - contd.**  
**Explanatory Notes to Statement - 15 - contd.**

Major Head of Account	Actuals for		Increase	Main Reasons	
	2015-16	2014-15			
	(₹ in crore)				
5	2049- Interest Payments	33,20.08	29,29.15	3,90.93	More expenditure occurred mainly under Interest on Market Loans and Interest on Special Securities issued to National Small Savings Fund of Central Government by State Government under Interest on Internal Debt and Interest on Loans for Non-Plan Schemes and Interest on State Plan Loans Consolidated in terms of recommendations of 12th Finance Commission under Interest on Loans and Advances from Central Government which was partly offset by decrease under Interest on State Provident Funds under Interest on Small Savings, Provident Funds, etc. and Interest on Loans for State/Union Territory Plan Schemes under Interest on Loans and Advances from Central Government.
6	2505- Rural Employment	18,29.93	14,50.51	3,79.42	More expenditure occurred under Jawahar Gram Samridhi Yojana, Special Component Plan for Scheduled Castes and Tribal Area Sub-Plan under National Programmes and National Rural Employment Guarantee Scheme under Rural Employment Guarantee Scheme which was partly offset by decrease under Special Component Plan for Scheduled Castes and Tribal Area Sub-Plan under Rural Employment Guarantee Scheme.
7	2225- Welfare of Scheduled Castes, Scheduled Tribes and Other Backward Classes	11,68.55	8,59.77	3,08.78	More expenditure occurred mainly under Special Component Plan for Scheduled Castes under Welfare of Scheduled Castes, Tribal Area Sub-Plan under Welfare of Scheduled Tribes and Education and Tribal Area Sub-Plan under Welfare of Backward Classes.
8	2053- District Administration	6,39.25	3,36.70	3,02.55	More expenditure occurred mainly under Tribal Area Sub-Plan.
9	2235- Social Security and Welfare	15,54.04	13,13.89	2,40.15	More expenditure occurred mainly under Welfare of handicapped, Child Welfare, Women's Welfare and Tribal Area Sub plan under Social Welfare and National Old Age Pension Scheme, Special Component Plan for Scheduled Castes and Tribal Area Sub-Plan under National Social Assistance Programme.

**15. DETAILED STATEMENT OF REVENUE EXPENDITURE BY MINOR HEADS - contd.**  
**Explanatory Notes to Statement - 15 - contd.**

	Major Head of Account	Actuals for		Increase	Main Reasons
		2015-16	2014-15		
		(₹ in crore)			
10	2055- Police	28,71.25	25,99.66	2,71.59	More expenditure occurred mainly under Direction and Administration, Criminal Investigation and Vigilance, Special Police, District Police and Village Police.
11	2245- Relief on account of Natural Calamities	5,22.12	2,91.88	2,30.24	More expenditure occurred mainly under Gratuitous Relief and Drinking Water Supply under Drought and Transfer to Reserve Funds and Deposit Account- State Disaster Response Fund under State Disaster Response Fund.
12	2501- Special Programmes for Rural Development	2,91.12	1,03.93	1,87.19	More expenditure occurred mainly under Minor Irrigation and Tribal Area Sub-Plan under Drought-Prone Areas Development Programme and Swarnajayanti Gram Swarozgar Yojana, Tribal Area Sub plan and other expenditure under Sef Employment Programmes.
13	2215- Water Supply and Sanitation	9,99.56	8,22.51	1,77.05	More expenditure occurred mainly under Urban Water Supply Programmes, Mal-Jal Services and Tribal Area Sub-Plan under Water Supply which was partly offset by decrease under Rural Water Supply Programmes and Assistance to Municipal Corporation under Water Supply.
14	2236- Nutrition	5,95.69	4,28.60	1,67.09	More expenditure occurred mainly under Special Nutrition Programmes, Special Component Plan for Scheduled Castes and Tribal Area Sub-Plan.
15	2401- Crop Husbandry	4,49.76	3,06.43	1,43.33	More expenditure occurred mainly under Food grain Crops, Special Component Plan for Scheduled Castes and Tribal Area Sub-Plan.
16	2852- Industries	1,85.07	72.46	1,12.61	More expenditure occurred mainly under Industrial Productivity and Tribal Area Sub Plan.
17	2404- Dairy Development	1,80.01	74.80	1,05.21	More expenditure occurred mainly under Dairy Development Projects and Tribal Area Sub-Plan.

**15. DETAILED STATEMENT OF REVENUE EXPENDITURE BY MINOR HEADS - contd.**  
**Explanatory Notes to Statement - 15 - contd.**

Major Head of Account		Actuals for		Increase	Main Reasons
		2015-16	2014-15		
(₹ in crore)					
18	2515- Other Rural Development Programmes	20,51.74	19,46.88	1,04.86	More expenditure occurred mainly under Panchayati Raj, Community Development and Assistance to Gram Panchayat which was partly offset by decrease under Direction and Administration, Special Component Plan for Scheduled Castes and Tribal Area Sub Plan.
19	2406- Forestry and Wildlife	4,17.34	3,73.35	43.99	More expenditure occurred mainly under Forest Conservation, Development and Regeneration and Tribal Area Sub-Plan under Forestry.
20	2014- Administration of Justice	3,00.38	2,63.12	37.26	More expenditure occurred mainly under Civil and Session Courts.
21	2220- Information and Publicity	1,00.83	65.95	34.88	More expenditure occurred mainly under Advertisement and Visual Publicity, Field Publicity and Tribal Area Sub-Plan.
22	2415- Agricultural Research and Education	1,07.95	73.46	34.49	More expenditure occurred mainly under Education under Crop Husbandry and Tribal Area Sub-Plan under General.
23	2810- New and Renewable Energy	80.00	50.00	30.00	More expenditure occurred under Grid Interactive and Distributed Renewable Power, Special Component Plan for Scheduled Castes and Tribal Area Sub-Plan.
24	3452- Tourism	32.46	7.32	25.14	More expenditure occurred mainly under Tourist Centre and Tribal Area Sub-Plan under Tourist Infrastructure and Promotion and Publicity under General.
25	2029- Land Revenue	2,01.74	1,79.18	22.56	More expenditure occurred mainly under Management of Government Estates and Tribal Area Sub-Plan.
26	2230- Labour and Employment	1,12.83	91.25	21.58	More expenditure occurred mainly under Tribal Area Sub-Plan under Labour.
27	2216- Housing	38.47	20.38	18.09	More expenditure occurred mainly under Assistance to Housing Boards and Tribal Area Sub-Plan under Urban Housing.
28	2059- Public Works	1,11.15	93.72	17.43	More expenditure occurred mainly under Direction and Administration and Maintenance and Repairs.

**15. DETAILED STATEMENT OF REVENUE EXPENDITURE BY MINOR HEADS - contd.**  
**Explanatory Notes to Statement - 15 - contd.**

	Major Head of Account	Actuals for		Increase	Main Reasons
		2015-16	2014-15		
		(₹ in crore)			
29	2203- Technical Education	1,83.97	1,66.77	17.20	More expenditure occurred mainly under Direction and Administration which was partly offset by decrease under Tribal Area Sub-Plan.
30	2425- Co-operation	1,08.92	94.02	14.90	More expenditure occurred mainly under Assistance to Credit Co-operatives.
31	2070- Other Administrative Services	1,43.99	1,29.97	14.02	More expenditure occurred mainly under Purchase and Maintenance of transport which was partly offset by decrease under Home Gurards.
32	2204- Sports and Youth Services	36.24	22.62	13.62	More expenditure occurred mainly under Sports and Games and Tribal Area Sub-Plan.
33	2402- Soil and Water Conservation	28.94	16.82	12.12	More expenditure occurred mainly under Soil Conservation and Special Component Plan for Scheduled Castes.
34	2011- Parliament/State/Union Territory Legislatures	58.54	50.41	8.13	More expenditure occurred mainly under Legislative Assembly.
35	2405- Fisheries	34.51	29.03	5.48	More expenditure occurred mainly under Tribal Area Sub-Plan.

**15. DETAILED STATEMENT OF REVENUE EXPENDITURE BY MINOR HEADS - contd.**  
**Explanatory Notes to Statement - 15 - conclud.**

The above increase in expenditure was partly offset by decrease mainly under:-

Major Head of Account		Actuals for		Decrease	Main Reasons
		2015-16	2014-15		
<i>(₹ in crore)</i>					
1	3075- Other Transport Services	89.85	4,66.18	3,76.33	Less expenditure occurred under Subsidy to Railways towards Dividend Relief and other concessions and Tribal Area Sub-Plan under Others.
2	2015- Elections	43.54	2,18.46	1,74.92	Less expenditure occurred mainly under Charges for Conduct of elections to Parliament, Charges for Conduct of elections to State/Union Territory Legislature and Issue of Photo Identity Cards to Voters which was partly offset by increase under Preparation and Printing of Electoral rolls.
3	2801- Power	21,24.45	22,93.92	1,69.47	Less expenditure occurred mainly under Assistance to Electricity Boards under General which was partly offset by increase under Other expenditure under General.
4	3054- Roads and Bridges	2,55.09	3,68.15	1,13.06	Less expenditure occurred mainly under Road Works under State Highways and Direction and Administration under General.
5	3456- Civil Supplies	7,74.11	8,39.39	65.28	Less expenditure occurred mainly under Assistance to Public Sector and Other Undertakings and Tribal Area Sub-Plan.
6	2052- Secretariat-General Services	78.58	1,26.92	48.34	Less expenditure occurred mainly under Secretariate.
7	2851- Village and Small Industries	1,13.23	1,44.65	31.42	Less expenditure occurred mainly under Sericulture Industries.
8	3454- Census Surveys and Statistics	14.03	29.66	15.63	Less expenditure occurred mainly under Central Statistical Organisation and Tribal Area Sub-Plan.
9	2205- Art and Culture	21.69	29.94	8.25	Less expenditure occurred mainly under Tribal Area Sub-Plan.
10	2702- Minor Irrigation	69.27	75.72	6.45	Less expenditure occurred mainly under Investigation under Ground Water.
11	2701- Medium Irrigation	1,18.40	1,24.27	5.87	Less expenditure occurred mainly under Direction and Administration under Medium Irrigation-Commercial.
12	2211- Family Welfare	75.46	80.81	5.35	Less expenditure occurred mainly under Maternity and Child Health.

**15. DETAILED STATEMENT OF REVENUE EXPENDITURE BY MINOR HEADS**  
**Annexure - I to Statement - 15**

Heads	Actuals for the year 2015-16				Total
	Non-Plan		Plan		
	State	CSS/ CPS	State (₹ in lakh)	CSS/ CPS	
<b>1</b>	<b>2</b>	<b>3</b>	<b>4</b>	<b>5</b>	<b>6</b>
Expenditure Heads (Revenue Accounts)					
(A) General Services	0.00	0.00	5,22,91.01	13,31.17	5,36,22.18
(B) Social Services	0.00	0.00	70,79,46.29	22,89,40.34	93,68,86.63
(C) Economic Services	0.00	0.00	34,39,42.24	24,48,51.46	58,87,93.70

**15. DETAILED STATEMENT OF REVENUE EXPENDITURE BY MINOR HEADS - contd.**

**Annexure - II to Statement - 15 (\*)**

Sl. No.	Name of the Scheme for which Government of India has released Grants to State Government	Amount released for all the Umbrella schemes as per PFMS Portal (Including assistances for Capital Schemes)	Amount booked under the head 1601 - 01/ 02/ 03/ 04 as per RBI CMs/ Sanction Orders (Including assistances for Capital Schemes)	Plan expenditure incurred on these Schemes (Including assistances for Capital Schemes) (#)	Deficit(-) / Excess(+)
		<i>(₹ in lakh)</i>			
1	National Rural Employment Guarantee Act (MGNREGA)	9,78,79.90	9,78,79.90	11,53,23.18	1,74,43.28
2	Sarva shiksha Abhiyan (SSA)	5,61,21.15	5,61,21.15	10,37,32.24	4,76,11.09
3	Integrated Child Development Service Scheme (ICDS)	4,62,17.71	4,62,17.71	9,69,91.59	5,07,73.88
4	Pradhan Mantri Gramin Sadak Yojana (PMGSY)	8,65,00.00	8,65,00.00	8,05,00.00	(-)60,00.00
5	Impact Assessment Studies (Old name - Accelerated Irrigation Benefits Programme (AIBP) and Other Water Resources Programme)	2,02,80.41	2,02,80.41	6,75,21.64	4,72,41.23
6	Pradhan Mantri Awas Yojana (Old name - Indira Awas Yojana (IAY))	2,97,40.27	2,97,40.27	6,46,19.64	3,48,79.37
7	National Health Mission including NRHM	4,29,69.71	3,78,09.53	6,13,66.05	2,35,56.53
8	National Programme of Nutritional support to Primary Education (MDMs)	2,45,18.16	2,45,18.16	4,06,53.10	1,61,34.94
9	Swachh Bharat Abhiyan (Nirmal Bharat Abhiyan)	1,21,27.91	1,21,27.91	3,93,29.69	2,72,01.78
10	National Rural Drinking Water Programme (NRDWP)	1,32,09.27	1,32,09.27	2,68,47.58	1,36,38.31
11	Rashtriya Madhyamik Shiksha Abhiyan (RMSA)	77,53.04	77,53.04	2,18,32.73	1,40,79.69
12	National Rural Livelihood Mission (NRLM)	1,02,94.84	1,02,17.13	1,97,51.98	95,34.85

(\*) This database has been compiled for all Umbrella Schemes only. As such amount releases by the Government of India other than Umbrella Schemes depicted in PFMS Portal have not included in this database.

(#) Plan Scheme expenditure on Umbrella Schemes includes expenditure classified under State Plan, Central Plan Schemes and Centrally Sponsored Schemes.



**15. DETAILED STATEMENT OF REVENUE EXPENDITURE BY MINOR HEADS - contd.**

**Annexure - II to Statement - 15 - contd.**

Sl. No.	Name of the Scheme for which Government of India has released Grants to State Government	Amount released for all the Umbrella schemes as per PFMS Portal (Including assistances for Capital Schemes)	Amount booked under the head 1601 - 01/ 02/ 03/ 04 as per RBI CMs/ Sanction Orders (Including assistances for Capital Schemes)	Plan expenditure incurred on these Schemes (Including assistances for Capital Schemes) (#)	Deficit(-) / Excess(+)
		<i>(₹ in lakh)</i>			
13	National Social Assistance Programme (NSAP)	3,88,83.88	3,88,83.88	1,77,62.00	(-)2,11,21.88
14	Rashtriya Krishi Vikas Yojana (RKVY)	78,32.00	78,32.00	1,49,14.43	70,82.43
15	National Mission on Sustainable Agriculture	6,02.00	6,02.00	51,69.72	45,67.72
16	Mission for Integrated Development of Horticulture	25,78.60	25,78.60	48,59.78	22,81.18
17	National Mission on Agriculture Extension and Technology	14,21.24	14,21.24	47,29.91	33,08.67
18	Development of Infrastructure Facilities for Judiciary Including GRAM Nyayalayas	30,44.00	30,44.00	46,61.18	16,17.18
19	National Food Security Mission (Restructure)	29,46.24	29,46.24	45,09.99	15,63.75
20	Pradhan Mantri Adarsh Gram Yojana (PMAGY)	21,00.00	21,00.00	41,00.00	20,00.00
21	Pradhan Mantri Krishi Sinchai Yojana (Watershed Development Works) (Old Name- Integrated Watershed Management Programme)	23,43.00	23,43.00	37,75.00	14,32.00
22	Support for Educational Development Including Teachers Training and Adult Education	18,37.50	18,37.50	23,53.68	5,16.18
23	Rashtriya Uchhatar Siksha Abhiyan (RUSA)	19,14.00	19,14.00	20,63.43	1,49.43
24	Rajiv Gandhi Scheme for Empowerment of Adolescent Girls (SABLA)	1,93.31	1,93.31	19,12.06	17,18.75

**15. DETAILED STATEMENT OF REVENUE EXPENDITURE BY MINOR HEADS - Concl'd.**  
**Annexure - II to Statement - 15 - Concl'd.**

Sl. No.	Name of the Scheme for which Government of India has released Grants to State Government	Amount released for all the Umbrella schemes as per PFMS Portal (Including assistances for Capital Schemes)	Amount booked under the head 1601 - 01/ 02/ 03/ 04 as per RBI CMs/ Sanction Orders (Including assistances for Capital Schemes)	Plan expenditure incurred on these Schemes (Including assistances for Capital Schemes) (#)	Deficit(-) / Excess(+)
		<i>(₹ in lakh)</i>			
25	National AIDS & STD Control Programme	12,42.65	12,42.65	12,42.65	0.00
26	Multi Sectoral Development Programme for Minorities in selected Minority Concentration Districts	9,62.90	9,62.90	9,34.05	(-)28.85
27	National Urban Livelihood Mission	14,61.32	14,61.32	7,29.56	(-)7,31.76
28	Integrated Child Protection Scheme (ICPS)	3,69.88	3,69.88	6,36.38	2,66.50
29	National Mission for Empowerment of Women including Indira Ganchi Matritiya Sahayog Yojana	30.52	30.52	3,84.04	3,53.52
30	National Afforestation Programme (National Mission for Green India)	83.62	83.62	2,79.15	1,95.53
31	Project Tiger	47.98	47.98	1,57.02	1,09.04
32	Skill Development Mission	7,60.11	7,60.11	35.45	(-)7,24.66
33	Scheme for Providing Education to Madarasas, Minorities and Disabled	2,04.48	2,04.48	0.00	(-)2,04.48
34	Integrated Development of Wild Life Habitats (Restructured)	72.07	72.07	0.00	(-)72.07
35	National Ayush Mission	6,24.72	6,24.72	0.00	(-)6,24.72
	<b>Total</b>	<b>51,91,68.40</b>	<b>51,39,30.50</b>	<b>81,36,78.90</b>	<b>29,97,48.40</b>

## 16. DETAILED STATEMENT OF CAPITAL EXPENDITURE BY MINOR HEADS AND SUBHEADS

*Figures in italics represent charged expenditure*

Nature of expenditure	Expenditure during 2014-15	Expenditure during 2015-16			Total	Expenditure to the end of 2015-16	Per cent of Increase(+) / Decrease (-) during the year
		Non-Plan		Plan			
		State Plan	CSS/ CPS *				
<b>EXPENDITURE HEADS (Capital Account)</b>		<i>(₹ in lakh)</i>					
<b>A- Capital Account of General Services</b>							
<b>4047- Capital Account on Other Fiscal Services</b>							
<b>039- State Excise</b>							
Share Capital to Jharkhand State Beverages Corporation Limited	0.00	0.00	0.00	0.00	0.00	5,00.00	0.00
<b>Total - 039</b>	<b>0.00</b>	<b>0.00</b>	<b>0.00</b>	<b>0.00</b>	<b>0.00</b>	<b>5,00.00</b>	<b>0.00</b>
<b>796- Tribal Area Sub-Plan</b>							
Construction, Renovation of Survey and Settlement Offices	60.00	0.00	2,87.80	0.00	2,87.80	3,47.80	379.67
Construction/ Renovation of Court and Dak Bungalow	5,96.41	0.00	6,25.00	0.00	6,25.00	12,21.41	4.79
Development of Hat Bazar etc. under Sairat	57.69	0.00	1,23.70	0.00	1,23.70	1,81.39	114.42
Construction/ Renovation of Circle Office/ Registration Office / Tehsil Kutchery/ Demin Bungalow/ Circle Officers Quarters under Strengthening of Revenue Administration	0.00	0.00	10,00.00	0.00	10,00.00	10,00.00	100.00
<b>Total - 796</b>	<b>7,14.10</b>	<b>0.00</b>	<b>20,36.50</b>	<b>0.00</b>	<b>20,36.50</b>	<b>27,50.60</b>	<b>185.18</b>
<b>800- Other Expenditure</b>							
Construction, Renovation of Survey and Settlement Offices	10.80	0.00	7,74.17	0.00	7,74.17	7,84.97	7068.24
Construction/ Renovation of Court and Dak Bungalow	3,17.63	0.00	3,58.00	0.00	3,58.00	6,75.63	12.71
Development of Hat Bazar etc. under Sairat	0.00	0.00	65.49	0.00	65.49	65.49	100.00
<b>Total - 800</b>	<b>3,28.43</b>	<b>0.00</b>	<b>11,97.66</b>	<b>0.00</b>	<b>11,97.66</b>	<b>15,26.09</b>	<b>264.66</b>
<b>Total - 4047</b>	<b>10,42.53</b>	<b>0.00</b>	<b>32,34.16</b>	<b>0.00</b>	<b>32,34.16</b>	<b>47,76.69</b>	<b>210.22</b>

**16. DETAILED STATEMENT OF CAPITAL EXPENDITURE BY MINOR HEADS AND SUBHEADS - contd.**

*Figures in italics represent charged expenditure*

Nature of expenditure	Expenditure during 2014-15	Expenditure during 2015-16			Total	Expenditure to the end of 2015-16	Per cent of Increase(+) / Decrease (-) during the year
		Non-Plan	Plan				
			State Plan	CSS/ CPS *			
<b>EXPENDITURE HEADS (Capital Account)</b>		<i>(₹ in lakh)</i>					
<b>A- Capital Account of General Services - Contd.</b>							
<b>4055- Capital Outlay on Police</b>							
<b>207- State Police</b>							
Construction of Fencing for protection of Jail Main Gate	2,48.03	0.00	2,74.10	0.00	2,74.10	12,58.63	10.51
Purchase of equipments for modernisation of Police	0.00	0.00	2,70.42	41.57	8,36.24	39,87.46	100.00
				5,24.25 (*)			
New Prisoners Ward/Construction of perimeter wall	65.00	0.00	25.00	0.00	25.00	2,84.33	(-)61.54
Modernisation of police and building construction	74,28.20	0.00	35,62.66	40.28	39,89.94	1,45,68.14	(-)46.29
				3,87.00 (*)			
Construction and Improvement of new sub jails	2,82.07	0.00	4,50.00	0.00	4,50.00	23,18.51	59.53
For construction of residence of Jail Staff	12,50.00	0.00	3,40.12	0.00	3,40.12	25,53.09	(-)72.79
Extension and Strengthening of Jail Buildings	1,00.00	0.00	3,15.57	0.00	3,15.57	6,49.48	215.57
Construction of Bathing Platform, Urinal and Lavatory	2,42.56	0.00	3,87.89	0.00	3,87.89	12,38.78	59.92
Acquisition of Land for Jail	0.00	0.00	0.00	0.00	0.00	2,19.00	0.00
Non-conventional Energy including Solar/Bio-gas	48.98	0.00	94.50	0.00	94.50	1,43.48	92.94
Purchase of Various equipment for Modernisation of Police	14,30.83	0.00	0.00	0.00	0.00	14,30.83	(-)100.00
Strengthening and arrangement of Jail Industries	74.94	0.00	41.28	0.00	41.28	1,38.95	(-)44.92
Construction of Boundry Wall for Jail Premises	20.00	0.00	46.33	0.00	46.33	83.02	131.65
Community arrangement of Jail Staff	10.00	0.00	0.16	0.00	0.16	30.16	(-)98.40
Arrangement of Ambulance	69.98	0.00	45.15	0.00	45.15	1,15.13	(-)35.48

**16. DETAILED STATEMENT OF CAPITAL EXPENDITURE BY MINOR HEADS AND SUBHEADS - contd.**

*Figures in italics represent charged expenditure*

Nature of expenditure	Expenditure during 2014-15	Expenditure during 2015-16			Total	Expenditure to the end of 2015-16	Per cent of Increase(+) / Decrease (-) during the year
		Non-Plan	Plan				
			State Plan	CSS/ CPS *			
<b>EXPENDITURE HEADS (Capital Account)</b>		<i>(₹ in lakh)</i>					
<b>A- Capital Account of General Services - Contd.</b>							
<b>4055- Capital Outlay on Police - Contd.</b>							
<b>207- State Police - Concltd.</b>							
Other schemes each costing rupees one crore or less	20.00	0.00	6.76	0.00	6.76	5,43.23	(-)66.20
<b>Total - 207</b>	<b>1,12,90.59</b>	<b>0.00</b>	<b>58,59.94</b>	<b>81.85</b>	<b>68,53.04</b>	<b>2,95,62.22</b>	<b>(-)39.30</b>
			<b>9,11.25</b>	<b>(*)</b>			
<b>211- Police Housing</b>							
Modernisation of Police and Building Construction	22,82.12	68,35.99	0.00	0.00	68,35.99	2,54,81.09	199.55
<b>Total - 211</b>	<b>22,82.12</b>	<b>68,35.99</b>	<b>0.00</b>	<b>0.00</b>	<b>68,35.99</b>	<b>2,54,81.09</b>	<b>199.55</b>
<b>796- Tribal Area Sub-Plan</b>							
War Memorial Phase -I	0.00	0.00	0.00	0.00	0.00	1,16.03	0.00
For completion of under constructed prisoners ward	60.00	0.00	99.58	0.00	99.58	8,10.46	65.97
Construction of Probation Home/Hostel	25.00	0.00	8.70	0.00	8.70	1,61.74	(-)65.20
Strengthening and arrangement of Jail Industries	69.80	0.00	12.26	0.00	12.26	2,44.51	(-)82.44
Construction of Boundary Wall for Jail premises	30.00	0.00	12.61	0.00	12.61	86.63	(-)57.97
Acquisition of Land for Jail	1,00.00	0.00	1,30.00	0.00	1,30.00	3,61.00	30.00
Modernisation of police and building construction	4,00.00	0.00	57,84.42	0.00	57,84.42	69,84.42	1346.11
Construction of fencing and boundary wall for protection of Jail Main Gate	0.00	0.00	0.00	0.00	0.00	8,84.45	0.00
For construction of residence of Jail Staff	1,00.00	0.00	1,23.83	0.00	1,23.83	15,07.42	23.83
Extension and strengthening of Jail buildings	1,46.97	0.00	2,04.48	0.00	2,04.48	11,34.96	39.13

**16. DETAILED STATEMENT OF CAPITAL EXPENDITURE BY MINOR HEADS AND SUBHEADS - contd.**

*Figures in italics represent charged expenditure*

Nature of expenditure	Expenditure during 2014-15	Expenditure during 2015-16			Total	Expenditure to the end of 2015-16	Per cent of Increase(+) / Decrease (-) during the year
		Non-Plan		Plan			
			State Plan	CSS/ CPS *			
<b>EXPENDITURE HEADS (Capital Account)</b>							<i>(₹ in lakh)</i>
<b>A- Capital Account of General Services - Contd.</b>							
<b>4055- Capital Outlay on Police - Contd.</b>							
<b>796- Tribal Area Sub-Plan - Concl'd.</b>							
Police modernisation and construction of building	0.00	0.00	0.00	0.00	0.00	62,40.00	0.00
Construction of Bathing Platform, Urinal and Lavatory	2,90.49	0.00	4,35.16	0.00	4,35.16	16,81.76	49.80
Construction of fencing boundary wall and watch tower for protection of jail main gate	3,25.27	0.00	3,09.30	0.00	3,09.30	14,18.81	(-)4.91
Construction and improvement of new sub-jail	50.00	0.00	10.01	0.00	10.01	10,97.55	(-)79.98
Non-conventional Energy including Solar/ Bio-gas	89.25	0.00	0.00	0.00	0.00	89.25	(-)100.00
Arrangement of Ambulance (Strengthening of Jail Hospital)	74.81	0.00	44.01	0.00	44.01	1,26.80	(-)41.17
Construction of new Jails building in Bundu, Chandil, Chakradharpur (New scheme)	0.00	0.00	1,00.00	0.00	1,00.00	1,00.00	100.00
Community arrangement of Jail Staff	46.00	0.00	0.00	0.00	0.00	53.50	(-)100.00
Other schemes each costing rupees one crore or less	0.00	0.00	0.00	0.00	0.00	9,50.80	0.00
<b>Total - 796</b>	<b>18,07.59</b>	<b>0.00</b>	<b>72,74.36</b>	<b>0.00</b>	<b>72,74.36</b>	<b>2,40,50.09</b>	<b>302.43</b>

**16. DETAILED STATEMENT OF CAPITAL EXPENDITURE BY MINOR HEADS AND SUBHEADS - contd.**

*Figures in italics represent charged expenditure*

Nature of expenditure	Expenditure during 2014-15	Expenditure during 2015-16			Total	Expenditure to the end of 2015-16	Per cent of Increase(+) / Decrease (-) during the year
		Non-Plan		Plan			
			State Plan	CSS/ CPS *			
<b>EXPENDITURE HEADS (Capital Account)</b>		<i>(₹ in lakh)</i>					
<b>A- Capital Account of General Services - Contd.</b>							
<b>4055- Capital Outlay on Police - Contd.</b>							
<b>800- Other expenditure - Contd.</b>							
Police Modernisation and Building Construction	0.00	0.00	0.00	0.00	0.00	97,92.97	0.00
For completion of under constructed Prisoners Ward	0.00	0.00	0.00	0.00	0.00	8,36.35	0.00
Modernisation of Jail (Central Share)	0.00	0.00	0.00	0.00	0.00	2,75.92	0.00
Construction and Improvement of new sub jails	0.00	0.00	0.00	0.00	0.00	11,78.43	0.00
Installation/E. Governance of Video Conferencing	0.00	0.00	0.00	0.00	0.00	2,46.11	0.00
Modernisation of Jail (State Share in C.S.S.)	0.00	0.00	0.00	0.00	0.00	9,11.87	0.00
Construction of Women Ward and Enclosure Wall in Jails	0.00	0.00	0.00	0.00	0.00	1,17.27	0.00
Construction of Fencing, Boundary Wall and Watch Tower for protection of Jail Main Gate	0.00	0.00	0.00	0.00	0.00	12,45.06	0.00
Construction of Open Jail	0.00	0.00	0.00	0.00	0.00	1,00.45	0.00
Construction of Bathing Platform, Urinal and Lavatory	0.00	0.00	0.00	0.00	0.00	6,11.51	0.00

**16. DETAILED STATEMENT OF CAPITAL EXPENDITURE BY MINOR HEADS AND SUBHEADS - contd.**

*Figures in italics represent charged expenditure*

Nature of expenditure	Expenditure during 2014-15	Expenditure during 2015-16			Total	Expenditure to the end of 2015-16	Per cent of Increase(+) / Decrease (-) during the year	
		Non-Plan		Plan				
			State Plan	CSS/ CPS *				
<b>EXPENDITURE HEADS (Capital Account)</b>		<i>( ₹ in lakh)</i>						
<b>A- Capital Account of General Services - Contd.</b>								
<b>4055- Capital Outlay on Police - Concltd.</b>								
<b>800- Other expenditure - Contd.</b>								
Strengthening and arrangement of Jail Industry	0.00	0.00	0.00	0.00	0.00	14,10.62	0.00	
Construction of Residence of Jail Staff	0.00	0.00	0.00	0.00	0.00	12,89.49	0.00	
Extension and strengthening of Jail Buildings	0.00	0.00	0.00	0.00	0.00	7,29.46	0.00	
Extension and strengthening of Jail, Hotwar, Ranchi	0.00	0.00	0.00	0.00	0.00	11,08.00	0.00	
Construction of residence for Jail Workers at Ghaghidih	0.00	0.00	0.00	0.00	0.00	7,00.00	0.00	
Construction and Heightening of Perimeter Wall	0.00	0.00	0.00	0.00	0.00	1,70.28	0.00	
Modernisation of Jail (State Share in C.S.S)	0.00	0.00	0.00	0.00	0.00	2,58.00	0.00	
Construction of Fencing and Boundry Wall for protection of Jail Main Gate	0.00	0.00	0.00	0.00	0.00	1,20.00	0.00	
Construction and upgradation of new sub-jail	0.00	0.00	0.00	0.00	0.00	21,89.20	0.00	
Construction of boundry wall for Jail premises	0.00	0.00	0.00	0.00	0.00	9,46.96	0.00	



**16. DETAILED STATEMENT OF CAPITAL EXPENDITURE BY MINOR HEADS AND SUBHEADS - contd.**

*Figures in italics represent charged expenditure*

Nature of expenditure	Expenditure during 2014-15	Expenditure during 2015-16			Total	Expenditure to the end of 2015-16	Per cent of Increase(+) / Decrease (-) during the year
		Non-Plan	Plan				
			State Plan	CSS/ CPS *			
<b>EXPENDITURE HEADS (Capital Account)</b>		<i>(₹ in lakh)</i>					
<b>A- Capital Account of General Services - Contd.</b>							
<b>4055- Capital Outlay on Police - Concl'd.</b>							
<b>800- Other expenditure - Concl'd.</b>							
Purchase of different equipment for police modernisation	0.00	0.00	0.00	0.00	0.00	6,30.72	0.00
Other schemes each costing rupees one crore and less	0.00	0.00	0.00	0.00	0.00	1,80.88	0.00
<b>Total - 800</b>	<b>0.00</b>	<b>0.00</b>	<b>0.00</b>	<b>0.00</b>	<b>0.00</b>	<b>2,50,49.55</b>	<b>0.00</b>
<b>Total - 4055</b>	<b>1,53,80.30</b>	<b>68,35.99</b>	<b>1,31,34.30</b>	<b>81.85</b>	<b>2,09,63.39</b>	<b>10,41,42.95</b>	<b>36.30</b>
				<b>9,11.25 (*)</b>			
<b>4059- Capital Outlay on Public Works</b>							
<b>01- Office Buildings</b>							
<b>001- Direction and Administration</b>							
Building Construction for Labour Offices	2,00.00	0.00	75.76	0.00	75.76	2,75.76	(-)62.12
Construction of Houses for Beedi Workers	4.80	0.00	4.80	0.00	4.80	9.60	0.00
Awareness and Rehabilitation of Chid Labours	54.02	0.00	39.05	0.00	39.05	93.07	(-)27.71
<b>Total - 001</b>	<b>2,58.82</b>	<b>0.00</b>	<b>1,19.61</b>	<b>0.00</b>	<b>1,19.61</b>	<b>3,78.43</b>	<b>(-)53.79</b>
<b>051- Construction</b>							
Buildings (Current Scheme)	0.00	0.00	0.00	0.00	0.00	4,85.09	0.00
Buildings	0.00	0.00	0.00	0.00	0.00	53,70.66	0.00
Circuit Houses	0.00	0.00	0.00	0.00	0.00	7,34.70	0.00
Buildings (New Scheme)	0.00	0.00	0.00	0.00	0.00	2,82.22	0.00

**16. DETAILED STATEMENT OF CAPITAL EXPENDITURE BY MINOR HEADS AND SUBHEADS - contd.**

*Figures in italics represent charged expenditure*

Nature of expenditure	Expenditure during 2014-15	Expenditure during 2015-16			Total	Expenditure to the end of 2015-16	Per cent of Increase(+) / Decrease (-) during the year
		Non-Plan		Plan			
			State Plan	CSS/ CPS *			
<b>EXPENDITURE HEADS (Capital Account)</b>		<i>(₹ in lakh)</i>					
<b>A- Capital Account of General Services - Contd.</b>							
<b>4059- Capital Outlay on Public Works - Contd.</b>							
<b>01- Office Buildings - Contd.</b>							
<b>051- Construction - Contd.</b>							
Building in Daltonganj /Hazaribagh / Building Construction for Inspector General of Police etc.	0.00	0.00	0.00	0.00	0.00	4,01.40	0.00
Police barrack in Court	0.00	0.00	0.00	0.00	0.00	1,22.33	0.00
Construction of 22 Court Buildings in Chatra/12 Court Buildings at Madhupur etc.	0.00	0.00	0.00	0.00	0.00	5,71.81	0.00
Construction of buildings for Divisional Commissioner/ DIG office/ Vikas Bhawan / Sub-Divisional Block Office/ Collectorate Executive Engineer	0.00	0.00	0.00	0.00	0.00	3,04.01	0.00
Construction of Commissioner cum D.I.G. SDO office at Mahuatand/E.E. office at Ramgarh, Latehar, Bokaro/ Quality Control lab and Regional office in District Headquarters	0.00	0.00	0.00	0.00	0.00	1,95.89	0.00
A, B, C and D Type quarters for Judicial officers/Employees/22 Courts in Ramgarh/ Seva Sadan in District Headquarters etc.	0.00	0.00	0.00	0.00	0.00	3,94.96	0.00
Collectorate at Ramgarh/Vikash Bhawan, Bokaro/SDO office Ranka/E.E. office, Hazaribagh and other office Building	0.00	0.00	0.00	0.00	0.00	12,18.88	0.00
Court Building (Residential/ Non-Residential)	0.00	0.00	0.00	0.00	0.00	22,30.55	0.00

**16. DETAILED STATEMENT OF CAPITAL EXPENDITURE BY MINOR HEADS AND SUBHEADS - contd.**

*Figures in italics represent charged expenditure*

Nature of expenditure	Expenditure during 2014-15	Expenditure during 2015-16			Total	Expenditure to the end of 2015-16	Per cent of Increase(+) / Decrease (-) during the year
		Non-Plan	Plan				
			State Plan	CSS/ CPS *			
<b>EXPENDITURE HEADS (Capital Account)</b>		<i>( ₹ in lakh)</i>					
<b>A- Capital Account of General Services - Contd.</b>							
<b>4059- Capital Outlay on Public Works - Contd.</b>							
<b>01- Office Buildings - Contd.</b>							
<b>051- Construction - Concl'd.</b>							
D.J.S.D.J.M. and P.O. residence at Ramgarh/15 Court, Tenughat/22 Court Chatra/16 P.O. residence Hazaribagh/Godda and others	0.00	0.00	0.00	0.00	0.00	12,36.48	0.00
Construction of Court Bulding/ Residential Building/ Police Barrak in Court Campus etc.	6,63.13	0.00	15,97.48	17,93.85	33,91.33	43,64.57	411.41
Office Buildings/ Circuit Houses	32,85.67	0.00	33,59.83	0.00	33,59.83	84,13.98	2.26
Office Building	0.00	0.00	0.00	0.00	0.00	0.00	0.00
Training/ Design/ Quality Control Laboratory/ Consultancy Services	12.13	0.00	16.85	0.00	16.85	28.98	38.91
Other schemes each costing rupees one crore and less	9.27	0.00	0.00	0.00	0.00	6,92.37	(-)100.00
<b>Total - 051</b>	<b>39,70.20</b>	<b>0.00</b>	<b>49,74.16</b>	<b>17,93.85</b>	<b>67,68.01</b>	<b>2,70,48.88</b>	<b>70.47</b>
<b>201- Acquisition of Land</b>							
Acquisition of Land for Government Office/ Building	0.00	0.00	0.00	0.00	0.00	4,54.79	0.00
<b>Total - 201</b>	<b>0.00</b>	<b>0.00</b>	<b>0.00</b>	<b>0.00</b>	<b>0.00</b>	<b>4,54.79</b>	<b>0.00</b>
<b>796- Tribal Area Sub-Plan</b>							
Sub-divisional office building and other official buildings	0.00	0.00	0.00	0.00	0.00	11,68.51	0.00
Buildings	0.00	0.00	0.00	0.00	0.00	40,61.72	0.00
Circuit Houses	0.00	0.00	0.00	0.00	0.00	6,88.43	0.00

**16. DETAILED STATEMENT OF CAPITAL EXPENDITURE BY MINOR HEADS AND SUBHEADS - contd.**

*Figures in italics represent charged expenditure*

Nature of expenditure	Expenditure during 2014-15	Expenditure during 2015-16			Total	Expenditure to the end of 2015-16	Per cent of Increase(+) / Decrease (-) during the year
		Non-Plan	Plan				
			State Plan	CSS/ CPS *			
<b>EXPENDITURE HEADS (Capital Account)</b>		<i>( ₹ in lakh)</i>					
<b>A- Capital Account of General Services - Contd.</b>							
<b>4059- Capital Outlay on Public Works - Contd.</b>							
<b>01- Office Buildings - Contd.</b>							
<b>796- Tribal Area Sub-Plan - Contd.</b>							
Circuit Houses (New Scheme)	0.00	0.00	0.00	0.00	0.00	3,94.52	0.00
Buildings (Current Scheme)	0.00	0.00	0.00	0.00	0.00	41,63.55	0.00
Buildings (New Scheme)	0.00	0.00	0.00	0.00	0.00	4,71.52	0.00
District Guest House/Other Circuit House	0.00	0.00	0.00	0.00	0.00	0.00	0.00
Construction of Sub-Divisional Office Building in Chandil, Bundu, Kolhan Commissioner Office Building, Chaibasa, Ranchi Sub-Divisional Office Phase-I etc. Ranchi	0.00	0.00	0.00	0.00	0.00	6,16.03	0.00
New Secretarial Building in Ranchi, State Achieve, Secretariat Library Building Construction for National Highway office etc.	0.00	0.00	0.00	0.00	0.00	11,44.24	0.00
Construction works of court Building/ Residential Building/Police Barak in court campus related to court	16,50.75	0.00	7,22.40	7,98.95	15,21.35	33,81.46	(-)7.84
Construction of 12 Court Building, Jamtara/ 20 Court Building, Ghatshila etc.	0.00	0.00	0.00	0.00	0.00	3,30.83	0.00
Court building (New Scheme)	0.00	0.00	0.00	0.00	0.00	14,02.13	0.00
Construction of various court buildings/ residence headquarters	0.00	0.00	0.00	0.00	0.00	20,00.32	0.00
Sitting arrangement in assembly/ Construction of Sub Division in Simdega, Rajmahal, Khunti/ E.E. office in Saraikela/Collectoriate Dumka and Pakur	0.00	0.00	0.00	0.00	0.00	3,09.37	0.00

**16. DETAILED STATEMENT OF CAPITAL EXPENDITURE BY MINOR HEADS AND SUBHEADS - contd.**

*Figures in italics represent charged expenditure*

Nature of expenditure	Expenditure during 2014-15	Expenditure during 2015-16			Total	Expenditure to the end of 2015-16	Per cent of Increase(+) / Decrease (-) during the year
		Non-Plan	Plan				
			State Plan	CSS/ CPS *			
<b>EXPENDITURE HEADS (Capital Account)</b>		<i>(₹ in lakh)</i>					
<b>A- Capital Account of General Services - Contd.</b>							
<b>4059- Capital Outlay on Public Works - Contd.</b>							
<b>01- Office Buildings - Concl'd.</b>							
<b>796- Tribal Area Sub-Plan - Concl'd.</b>							
Construction of 8 houses for Hon'ble Judges, Ranchi, 8 Houses for P.O. at Pakur, Court Building at Porhar, Chakardharpur and High Court at Dumka	0.00	0.00	0.00	0.00	0.00	5,31.90	0.00
Construction of CBI court of Ranchi	0.00	0.00	0.00	0.00	0.00	3,68.24	0.00
Ranchi, Khunti Collectorate/ Jagannathpur Sub-Division/ Chaibasa Commissioner/ Construction in Bidhan Sabha/ E.E. office and other works	0.00	0.00	0.00	0.00	0.00	37,64.52	0.00
Court Building (Residential/Non residential)	18,75.27	0.00	1,14,92.57	0.00	1,14,92.57	1,72,16.42	512.85
Training/ Design/ Quality Control Laboratory/ Consultancy Services	15.33	0.00	3,16.71	0.00	3,16.71	5,00.76	1965.95
Building Construction for Labour Offices	3,00.00	0.00	1,80.00	0.00	1,80.00	4,80.00	(-)40.00
Construction of Houses for Beedi Workers	4.80	0.00	4.80	0.00	4.80	9.60	0.00
Awareness and Rehabilitation of Chid Labours	66.22	0.00	36.21	0.00	36.21	1,02.43	(-)45.32
Office Buildings/ Cricuit Houses	35,31.15	0.00	1,13,90.03	0.00	1,13,90.03	1,93,76.16	222.56
Office Building	0.00	0.00	0.00	0.00	0.00	0.00	0.00
Other schemes each costing rupees one crore and less	0.00	0.00	0.00	0.00	0.00	18,19.28	0.00
<b>Total - 796</b>	<b>74,43.52</b>	<b>0.00</b>	<b>2,41,42.72</b>	<b>7,98.95</b>	<b>2,49,41.67</b>	<b>6,43,01.94</b>	<b>235.08</b>
<b>Total - 01</b>	<b>1,16,72.54</b>	<b>0.00</b>	<b>2,92,36.49</b>	<b>25,92.80</b>	<b>3,18,29.29</b>	<b>9,21,84.04</b>	<b>172.69</b>

**16. DETAILED STATEMENT OF CAPITAL EXPENDITURE BY MINOR HEADS AND SUBHEADS - contd.**

*Figures in italics represent charged expenditure*

Nature of expenditure	Expenditure during 2014-15	Expenditure during 2015-16			Total	Expenditure to the end of 2015-16	Per cent of Increase(+) / Decrease (-) during the year
		Non-Plan	Plan				
			State Plan	CSS/ CPS *			
<b>EXPENDITURE HEADS (Capital Account)</b>		<i>(₹ in lakh)</i>					
<b>A- Capital Account of General Services - Contd.</b>							
<b>4059- Capital Outlay on Public Works - Contd.</b>							
<b>60- Other Buildings</b>							
<b>051- Construction</b>							
Land Acquisition and Infrastructure Development	35,13.33	0.00	0.00	0.00	0.00	35,13.33	(-)100.00
<b>Total - 051</b>	<b>35,13.33</b>	<b>0.00</b>	<b>0.00</b>	<b>0.00</b>	<b>0.00</b>	<b>35,13.33</b>	<b>(-)100.00</b>
<b>796- Tribal Area Sub-Plan</b>							
Jharkhand Civil Services Officers' Institute, Ranchi	3,00.00	0.00	2,00.00	0.00	2,00.00	5,00.00	(-)33.33
Construction of Planning Buildings	4,00.00	0.00	2,00.00	0.00	2,00.00	6,00.00	(-)50.00
Proposed check Post	0.00	0.00	5,91.58	0.00	5,91.58	5,91.58	100.00
<b>Total - 796</b>	<b>7,00.00</b>	<b>0.00</b>	<b>9,91.58</b>	<b>0.00</b>	<b>9,91.58</b>	<b>16,91.58</b>	<b>41.65</b>
<b>Total - 60</b>	<b>42,13.33</b>	<b>0.00</b>	<b>9,91.58</b>	<b>0.00</b>	<b>9,91.58</b>	<b>52,04.91</b>	<b>(-)76.47</b>

**16. DETAILED STATEMENT OF CAPITAL EXPENDITURE BY MINOR HEADS AND SUBHEADS - contd.**

*Figures in italics represent charged expenditure*

Nature of expenditure	Expenditure during 2014-15	Expenditure during 2015-16			Total	Expenditure to the end of 2015-16	Per cent of Increase(+) / Decrease (-) during the year
		Non-Plan		Plan			
			State Plan	CSS/ CPS *			
<b>EXPENDITURE HEADS (Capital Account)</b>		<i>(₹ in lakh)</i>					
<b>A- Capital Account of General Services - Contd.</b>							
<b>4059- Capital Outlay on Public Works - Concl'd.</b>							
<b>80- General</b>							
<b>051- Construction</b>							
Other Area Sub-Plan	0.00	0.00	0.00	0.00	0.00	7,25.07	0.00
Construction of buildings for divisional Commissioner/ DIG office/ Vikas Bhawan / sub-divisional block office/ Collectorate Executive Engineer	0.00	0.00	0.00	0.00	0.00	0.00	0.00
Other schemes each costing rupees one crore and less	0.00	0.00	0.00	0.00	0.00	3,76.19	0.00
<b>Total - 051</b>	<b>0.00</b>	<b>0.00</b>	<b>0.00</b>	<b>0.00</b>	<b>0.00</b>	<b>11,01.26</b>	<b>0.00</b>
<b>Total - 80</b>	<b>0.00</b>	<b>0.00</b>	<b>0.00</b>	<b>0.00</b>	<b>0.00</b>	<b>11,01.26</b>	<b>0.00</b>
<b>Total - 4059</b>	<b>1,58,85.87</b>	<b>0.00</b>	<b>3,02,28.07</b>	<b>25,92.80</b>	<b>3,28,20.87</b>	<b>9,84,90.21</b>	<b>106.60</b>
<b>4070- Capital Outlay on other Administrative Services</b>							
<b>003- Training</b>							
Other Schemes each costing rupees one crore and less	0.00	0.00	0.00	0.00	0.00	19.69	0.00
<b>Total - 003</b>	<b>0.00</b>	<b>0.00</b>	<b>0.00</b>	<b>0.00</b>	<b>0.00</b>	<b>19.69</b>	<b>0.00</b>

**16. DETAILED STATEMENT OF CAPITAL EXPENDITURE BY MINOR HEADS AND SUBHEADS - contd.**

*Figures in italics represent charged expenditure*

Nature of expenditure	Expenditure during 2014-15	Expenditure during 2015-16			Total	Expenditure to the end of 2015-16	Per cent of Increase(+) / Decrease (-) during the year
		Non-Plan		Plan			
			State Plan	CSS/ CPS *			
<b>EXPENDITURE HEADS (Capital Account)</b>		<i>(₹ in lakh)</i>					
<b>A- Capital Account of General Services - Contd.</b>							
<b>4070- Capital Outlay on other Administrative Services - Contd.</b>							
<b>796- Tribal Area Sub-Plan</b>							
Construction of Garage, Homes, Boundary Wall, Training Centre Building, Barrack Electricity, Motor, Water Supply, Lavatory, Park, Remand Home/ Drainage etc. in different districts	23.03	0.00	0.00	0.00	0.00	10,98.58	(-)100.00
For purchase of residential and non-residential buildings for District Commandant, Ranchi from J.S.H.B. Ranchi	0.00	0.00	0.00	0.00	0.00	1,77.56	0.00
Remaining construction work of Fire Brigade-cum-Residential Buildings in Baharagoda and Training School Building in Dhurwa	0.00	0.00	0.00	0.00	0.00	4,51.67	0.00
Home Guard-Urban Major works for construction of Chaibasa District Commandant office and residence	0.00	0.00	0.00	0.00	0.00	2,94.13	0.00
Central Training Institute for Civil Defence	1,00.00	0.00	0.00	0.00	0.00	1,00.00	(-)100.00
For rest construction of Dhurwa (Ranchi) Training School Building	0.00	0.00	0.00	0.00	0.00	1,18.43	0.00
Purchasing of Water Tender Fire Engine	0.00	0.00	0.00	0.00	0.00	1,65.00	0.00
Drinking water supply for Regional Training Center, Dumka	0.00	0.00	6.57	0.00	6.57	6.57	100.00
For purchasing of Land for Construction of Fire Station-cum-House Building in Adityapur (Jamshedpur)	0.00	0.00	0.00	0.00	0.00	2,09.91	0.00



**16. DETAILED STATEMENT OF CAPITAL EXPENDITURE BY MINOR HEADS AND SUBHEADS - contd.**

*Figures in italics represent charged expenditure*

Nature of expenditure	Expenditure during 2014-15	Expenditure during 2015-16			Total	Expenditure to the end of 2015-16	Per cent of Increase(+) / Decrease (-) during the year
		Non-Plan		Plan			
			State Plan	CSS/ CPS *			
<b>EXPENDITURE HEADS (Capital Account)</b>		<i>(₹ in lakh)</i>					
<b>A- Capital Account of General Services Contd.</b>							
<b>4070- Capital Outlay on other Administrative Services</b>	<b>Contd.</b>						
<b>796- Tribal Area Sub-Plan</b>	<b>Concl'd.</b>						
Other Schemes each costing rupees one crore and less	0.00	0.00	0.00	0.00	0.00	2,31.08	0.00
<b>Total - 796</b>	<b>1,23.03</b>	<b>0.00</b>	<b>9.46</b>	<b>0.00</b>	<b>9.46</b>	<b>28,55.82</b>	<b>(-)92.31</b>
<b>800- Other expenditure</b>							
Construction of Fire Brigade Office and connected residential buildings in different districts/places of Jharkhand	0.00	0.00	0.00	0.00	0.00	11,37.53	0.00
Construction of Boundry Wall Home Guard Offices	30.30	0.00	0.00	0.00	0.00	30.30	(-)100.00
Construction of Boundry Wall in Giridh	0.00	0.00	41.53	0.00	41.53	41.53	100.00
Construction of Approach road in Giridh	0.00	0.00	6.00	0.00	6.00	6.00	100.00
Construction of Boundry Wall in Hazaribagh	0.00	0.00	60.56	0.00	60.56	60.56	100.00
Home guard Urban-Major Construction Works	0.00	0.00	0.00	0.00	0.00	32,09.63	0.00
Revamping of Civil Defence	1,04.00	0.00	0.00	0.00	0.00	1,04.00	(-)100.00
Construction of Garage, Homes, Boundary Wall, Training Centre Building, Barrack Electricity, Motor, Water Supply, Lavatory, Park, Remand Home/Drainage etc. in different districts	0.00	0.00	0.00	0.00	0.00	4,98.60	0.00
Construction of Fire Brigade Office and connected residential buildings	67.20	0.00	0.00	0.00	0.00	1,87.20	(-)100.00

**16. DETAILED STATEMENT OF CAPITAL EXPENDITURE BY MINOR HEADS AND SUBHEADS - contd.**

*Figures in italics represent charged expenditure*

Nature of expenditure	Expenditure during 2014-15	Expenditure during 2015-16			Total	Expenditure to the end of 2015-16	Per cent of Increase(+) / Decrease (-) during the year
		Non-Plan		Plan			
			State Plan	CSS/ CPS *			
<b>EXPENDITURE HEADS (Capital Account)</b>		<i>(₹ in lakh)</i>					
<b>A- Capital Account of General Services - Concl'd.</b>							
<b>4070- Capital Outlay on other Administrative Services - Concl'd.</b>							
<b>800- Other expenditure - Concl'd.</b>							
Other Schemes each costing rupees one crore and less	0.00	0.00	0.00	0.00	0.00	1,47.38	0.00
<b>Total - 800</b>	<b>2,01.50</b>	<b>0.00</b>	<b>1,08.09</b>	<b>0.00</b>	<b>1,08.09</b>	<b>54,22.73</b>	<b>(-)46.36</b>
<b>Total - 4070</b>	<b>3,24.53</b>	<b>0.00</b>	<b>1,17.55</b>	<b>0.00</b>	<b>1,17.55</b>	<b>82,98.24</b>	<b>(-)63.78</b>
<b>Total - A- Capital Account of General Services</b>	<b>3,26,33.23</b>	<b>68,35.99</b>	<b>4,67,14.08</b>	<b>26,74.65</b>	<b>5,71,35.97</b>	<b>21,57,08.09</b>	<b>75.09</b>
			<b>9,11.25</b>	<b>(*)</b>			
<b>B- Capital Account of Social Services</b>							
<b>(a) Capital Account of Education, Sports, Art and Culture</b>							
<b>4202- Capital Outlay on Education, Sports, Art and Culture</b>							
<b>01- General Education</b>							
<b>201- Elementary Education</b>							
Strengthening of Primary Teachers Training College	2,03.99	0.00	1,37.87	0.00	1,37.87	8,81.70	(-)32.41
<b>Total - 201</b>	<b>2,03.99</b>	<b>0.00</b>	<b>1,37.87</b>	<b>0.00</b>	<b>1,37.87</b>	<b>8,81.70</b>	<b>(-)32.41</b>

**16. DETAILED STATEMENT OF CAPITAL EXPENDITURE BY MINOR HEADS AND SUBHEADS - contd.**

*Figures in italics represent charged expenditure*

Nature of expenditure	Expenditure during 2014-15	Expenditure during 2015-16			Total	Expenditure to the end of 2015-16	Per cent of Increase(+) / Decrease (-) during the year	
		Non-Plan		Plan				
			State Plan	CSS/ CPS *				
<b>EXPENDITURE HEADS (Capital Account)</b>		<i>( ₹ in lakh)</i>						
<b>B- Capital Account of Social Services</b>								
<b>(a) Capital Account of Education, Sports, Art and Culture - Contd.</b>								
<b>4202- Capital Outlay on Education, Sports, Art and Culture - Contd.</b>								
<b>01- General Education - Contd.</b>								
<b>202- Secondary Education</b>								
Construction work for Kasturba Gandhi Balika Vidhayalay	0.00	0.00	0.00	0.00	0.00	42,53.35	0.00	
Construction of B.Ed. Colleges in the States	71.96	0.00	23.53	0.00	23.53	95.49	(-)67.30	
Construction of Building in Indira Gandhi Residential Girls Schools, Hazaribagh	57.47	0.00	16.65	0.00	16.65	74.12	(-)71.03	
Construction of Girls Hostels	0.00	0.00	0.00	0.00	0.00	24,53.46	0.00	
Construction of Model School under Special Integrated Scheme	0.00	0.00	0.00	0.00	0.00	48,56.70	0.00	
<b>Total - 202</b>	<b>1,29.43</b>	<b>0.00</b>	<b>40.18</b>	<b>0.00</b>	<b>40.18</b>	<b>1,17,33.12</b>	<b>(-)68.96</b>	
<b>789- Special Component Plan for Scheduled Castes</b>								
Civil works for Kasturba Gandhi Balika Vidyalaya	0.00	0.00	0.00	0.00	0.00	14,05.00	0.00	
Construction of Girls Hostels	0.00	0.00	0.00	0.00	0.00	1,93.70	0.00	
Construction of Model School under Special Integrated Scheme	0.00	0.00	0.00	0.00	0.00	13,28.81	0.00	
Construction and Strengthening of Teachers Training College	50.00	0.00	1,27.06	0.00	1,27.06	3,62.08	154.12	
Construction of B.Ed. Colleges in the States	0.00	0.00	49.88	0.00	49.88	49.88	100.00	

**16. DETAILED STATEMENT OF CAPITAL EXPENDITURE BY MINOR HEADS AND SUBHEADS - contd.**

*Figures in italics represent charged expenditure*

Nature of expenditure	Expenditure during 2014-15	Expenditure during 2015-16			Total	Expenditure to the end of 2015-16	Per cent of Increase(+) / Decrease (-) during the year
		Non-Plan		Plan			
			State Plan	CSS/ CPS *			
<b>EXPENDITURE HEADS (Capital Account)</b>		<i>(₹ in lakh)</i>					
<b>B- Capital Account of Social Services - Contd.</b>							
<b>(a) Capital Account of Education, Sports, Art and Culture - Contd.</b>							
<b>4202- Capital Outlay on Education, Sports, Art and Culture - Contd.</b>							
<b>01- General Education - Concl'd.</b>							
<b>789- Special Component Plan for Scheduled Castes - Concl'd.</b>							
Other Schemes each costing rupees one crore and less	9.33	0.00	0.00	0.00	0.00	1,21.84	(-)100.00
<b>Total - 789</b>	<b>59.33</b>	<b>0.00</b>	<b>1,76.94</b>	<b>0.00</b>	<b>1,76.94</b>	<b>34,61.31</b>	<b>198.23</b>
<b>796- Tribal Area Sub-Plan</b>							
Civil works for Kasturba Gandhi Balika Vidyalaya	0.00	0.00	0.00	0.00	0.00	18,36.00	0.00
Construction of Girls Hostels	0.00	0.00	0.00	0.00	0.00	25,81.30	0.00
Construction of Model School under Special Integrated Scheme	0.00	0.00	0.00	0.00	0.00	41,19.92	0.00
Strengthening of Primary Teachers Training College	94.87	0.00	2,82.43	0.00	2,82.43	12,06.81	197.70
<b>Total - 796</b>	<b>94.87</b>	<b>0.00</b>	<b>2,82.43</b>	<b>0.00</b>	<b>2,82.43</b>	<b>97,44.03</b>	<b>197.70</b>
<b>Total - 01</b>	<b>4,87.62</b>	<b>0.00</b>	<b>6,37.42</b>	<b>0.00</b>	<b>6,37.42</b>	<b>2,58,20.16</b>	<b>30.72</b>
<b>02- Technical Education</b>							
<b>103- Technical Schools</b>							
Construction of Mines Institutes/Polytechnic School	0.00	0.00	0.00	0.00	0.00	7,92.38	0.00
<b>Total - 103</b>	<b>0.00</b>	<b>0.00</b>	<b>0.00</b>	<b>0.00</b>	<b>0.00</b>	<b>7,92.38</b>	<b>0.00</b>

**16. DETAILED STATEMENT OF CAPITAL EXPENDITURE BY MINOR HEADS AND SUBHEADS - contd.**

*Figures in italics represent charged expenditure*

Nature of expenditure	Expenditure during 2014-15	Expenditure during 2015-16			Total	Expenditure to the end of 2015-16	Per cent of Increase(+) / Decrease (-) during the year	
		Non-Plan		Plan				
			State Plan	CSS/ CPS *				
<b>EXPENDITURE HEADS (Capital Account)</b>		<i>(₹ in lakh)</i>						
<b>B- Capital Account of Social Services - Contd.</b>								
<b>(a) Capital Account of Education, Sports, Art and Culture - Contd.</b>								
<b>4202- Capital Outlay on Education, Sports, Art and Culture - Contd.</b>								
<b>02- Technical Education - Contd.</b>								
<b>104- Polytechnics</b>								
Construction and renovation of Polytechnic/ Engineering College	0.00	0.00	0.00	0.00	0.00	33,12.04	0.00	
<b>Total - 104</b>	<b>0.00</b>	<b>0.00</b>	<b>0.00</b>	<b>0.00</b>	<b>0.00</b>	<b>33,12.04</b>	<b>0.00</b>	
<b>105- Engineering Technical College and Institutes</b>								
Technical University	0.00	0.00	0.00	0.00	0.00	1,55.40	0.00	
Construction and Renovation of Engineering Colleges /Polytechnics/Mining Institutes	29,57.43	0.00	60,45.20	2,46.42	62,91.62 (*)	2,12,49.55	112.74	
Construction of Technical Education Institutes	0.00	0.00	0.00	0.00	0.00	65,65.60	0.00	
Construction of Software Technology Park	0.00	0.00	0.90	0.00	0.90	22.43	100.00	
Construction of Indian Institute of Information Technology	10,64.50	0.00	0.00	0.00	0.00	12,26.15	(-)100.00	
Construction of Technical Education Institutes -Construction and Renovation of New Polytechnics	0.00	0.00	0.00	0.00	0.00	48,87.04	0.00	
Construction of Women Hostel in Engineering/ Polytechnic	0.00	0.00	0.00	0.00	0.00	50.00	0.00	
Construction of State Data Centre Buildings	1,04.30	0.00	0.00	0.00	0.00	1,39.01	(-)100.00	

**16. DETAILED STATEMENT OF CAPITAL EXPENDITURE BY MINOR HEADS AND SUBHEADS - contd.**

*Figures in italics represent charged expenditure*

Nature of expenditure	Expenditure during 2014-15	Expenditure during 2015-16				Total	Expenditure to the end of 2015-16	Per cent of Increase(+) / Decrease (-) during the year
		Non-Plan		Plan				
				State Plan	CSS/ CPS *			
<b>EXPENDITURE HEADS (Capital Account)</b>		<i>(₹ in lakh)</i>						
<b>B- Capital Account of Social Services - Contd.</b>								
<b>(a) Capital Account of Education, Sports, Art and Culture - Contd.</b>								
<b>4202- Capital Outlay on Education, Sports, Art and Culture - Contd.</b>								
<b>02- Technical Education - Contd.</b>								
<b>105- Engineering Technical College and Institutes - Conclld.</b>								
Other Schemes each costing rupees one crore and less	0.00	0.00	0.00	0.00	0.00	1,35.00	0.00	
<b>Total - 105</b>	<b>41,26.23</b>	<b>0.00</b>	<b>60,46.10</b>	<b>2,46.42</b>	<b>(*) 62,92.52</b>	<b>3,44,30.18</b>	<b>52.50</b>	
<b>789- Special Component Plan for Scheduled Castes</b>								
Construction of Technical Educational Institutes- Construction and renovation of Engineering Colleges / Polytechnics/Mining Institutes	0.00	0.00	0.00	0.00	0.00	20,40.00	0.00	
Other Schemes each costing rupees one crore and less	0.00	0.00	0.00	0.00	0.00	7.20	0.00	
<b>Total - 789</b>	<b>0.00</b>	<b>0.00</b>	<b>0.00</b>	<b>0.00</b>	<b>0.00</b>	<b>20,47.20</b>	<b>0.00</b>	
<b>796- Tribal Area Sub-Plan</b>								
Construction of Technical Education Institutes- Construction and renovation of Engineering College / Polytechnics/Mining Institutes	21,39.20	0.00	21,11.09	0.00	21,11.09	1,19,52.35	(-)1.31	

**16. DETAILED STATEMENT OF CAPITAL EXPENDITURE BY MINOR HEADS AND SUBHEADS - contd.**

*Figures in italics represent charged expenditure*

Nature of expenditure	Expenditure during 2014-15	Expenditure during 2015-16			Total	Expenditure to the end of 2015-16	Per cent of Increase(+) / Decrease (-) during the year	
		Non-Plan		Plan				
			State Plan	CSS/ CPS *				
<b>EXPENDITURE HEADS (Capital Account)</b>		<i>(₹ in lakh)</i>						
<b>B- Capital Account of Social Services - Contd.</b>								
<b>(a) Capital Account of Education, Sports, Art and Culture - Contd.</b>								
<b>4202- Capital Outlay on Education, Sports, Art and Culture - Contd.</b>								
<b>02- Technical Education - Concl'd.</b>								
<b>796- Tribal Area Sub-Plan - Concl'd.</b>								
Construction of Technical Education Institutes - 17 Construction and Renovation of New Polytechnics	0.00	0.00	0.00	0.00	0.00	9,01.51	0.00	
Other Schemes each costing rupees one crore and less	0.00	0.00	0.00	0.00	0.00	70.20	0.00	
<b>Total - 796</b>	<b>21,39.20</b>	<b>0.00</b>	<b>21,11.09</b>	<b>0.00</b>	<b>21,11.09</b>	<b>1,29,24.06</b>	<b>(-)1.31</b>	
<b>Total - 02</b>	<b>62,65.43</b>	<b>0.00</b>	<b>81,57.19</b>	<b>0.00</b>	<b>84,03.61</b>	<b>5,35,05.86</b>	<b>34.13</b>	
			<b>2,46.42</b>	<b>(*)</b>				
<b>03- Sports and Youth Services</b>								
<b>102- Sports Stadia-</b>								
Additional central assistance for construction of Indoor Stadium Deoghar	0.00	0.00	0.00	0.00	0.00	23,67.82	0.00	
Construction and development of Sports Stadium at District/ Block Level	5,25.00	0.00	0.00	0.00	0.00	38,40.29	(-)100.00	
Organisation of National Games 2007	0.00	0.00	0.00	0.00	0.00	8,92.10	0.00	
Construction of Multipurpose Cultural Complex	0.00	0.00	0.00	0.00	0.00	1,02.85	0.00	

**16. DETAILED STATEMENT OF CAPITAL EXPENDITURE BY MINOR HEADS AND SUBHEADS - contd.**

*Figures in italics represent charged expenditure*

Nature of expenditure	Expenditure during 2014-15	Expenditure during 2015-16			Total	Expenditure to the end of 2015-16	Per cent of Increase(+) / Decrease (-) during the year	
		Non-Plan		Plan				
			State Plan	CSS/ CPS *				
<b>EXPENDITURE HEADS (Capital Account)</b>		<i>(₹ in lakh)</i>						
<b>B- Capital Account of Social Services - Contd.</b>								
<b>(a) Capital Account of Education, Sports, Art and Culture - Contd.</b>								
<b>4202- Capital Outlay on Education, Sports, Art and Culture - Contd.</b>								
<b>03- Sports and Youth Services - Contd.</b>								
<b>102- Sports Stadia - Concltd.</b>								
Construction of Sports Hostel and Sport Training Centre	40.00	0.00	0.00	0.00	0.00	40.00	(-)100.00	
Construction of Stadium, Sports Hostel and Sports infrastrucure	0.00	0.00	419.00	0.00	4,19.00	4,19.00	100.00	
Other schemes each costing rupees one crore and less	0.00	0.00	0.00	0.00	0.00	3,28.93	0.00	
<b>Total - 102</b>	<b>5,65.00</b>	<b>0.00</b>	<b>4,19.00</b>	<b>0.00</b>	<b>4,19.00</b>	<b>79,90.99</b>	<b>(-)25.84</b>	
<b>789- Special Component Plan for Scheduled Castes</b>								
Stadium and sports Intrastructure at Distt./ Block Level	0.00	0.00	0.00	0.00	0.00	1,79.77	0.00	
Organisation of National Games, 2007	0.00	0.00	0.00	0.00	0.00	31,62.00	0.00	
Construction and Development of Sports Stadium	0.00	0.00	0.00	0.00	0.00	6,76.59	0.00	
Other schemes each costing rupees one crore and less	0.00	0.00	0.00	0.00	0.00	0.00	0.00	
<b>Total - 789</b>	<b>0.00</b>	<b>0.00</b>	<b>0.00</b>	<b>0.00</b>	<b>0.00</b>	<b>40,18.36</b>	<b>0.00</b>	



**16. DETAILED STATEMENT OF CAPITAL EXPENDITURE BY MINOR HEADS AND SUBHEADS - contd.**

*Figures in italics represent charged expenditure*

Nature of expenditure	Expenditure during 2014-15	Expenditure during 2015-16			Total	Expenditure to the end of 2015-16	Per cent of Increase(+) / Decrease (-) during the year
		Non-Plan		Plan			
			State Plan	CSS/ CPS *			
<b>EXPENDITURE HEADS (Capital Account)</b>		<i>(₹ in lakh)</i>					
<b>B- Capital Account of Social Services - Contd.</b>							
<b>(a) Capital Account of Education, Sports, Art and Culture - Contd.</b>							
<b>4202- Capital Outlay on Education, Sports, Art and Culture - Contd.</b>							
<b>03- Sports and Youth Services - Contd.</b>							
<b>796- Tribal Area Sub-Plan</b>							
Security and maintenance of Mega Sports Complex	0.00	0.00	0.00	0.00	0.00	2,85.00	0.00
Construction of Sports Hostel and Sport Training Centre	60.00	0.00	0.00	0.00	0.00	60.00	(-)100.00
Construction and Development of Sports Stadium	0.00	0.00	0.00	0.00	0.00	83,77.97	0.00
Construction of Astroturf Hockey Stadium	0.00	0.00	0.00	0.00	0.00	3,39.58	0.00
Stadium and Sports Structure at District/Block level	0.00	0.00	0.00	0.00	0.00	7,44.14	0.00
Organisation of National Games 2007	0.00	0.00	0.00	0.00	0.00	5,35,75.92	0.00
Construction of Training Centre and Sports Hostels	0.00	0.00	0.00	0.00	0.00	3,99.70	0.00
Organisation of National Games, 2007	0.00	0.00	0.00	0.00	0.00	4.85	0.00
Security and Maintenance of Mega Sports Complex and Electricity Bill	0.00	0.00	0.00	0.00	0.00	5,95.50	0.00
Stadium and Sports Infrastructure at District/Block Level	7,67.51	0.00	7,00.00	0.00	7,00.00	46,17.51	(-)8.80

**16. DETAILED STATEMENT OF CAPITAL EXPENDITURE BY MINOR HEADS AND SUBHEADS - contd.**

*Figures in italics represent charged expenditure*

Nature of expenditure	Expenditure during 2014-15	Expenditure during 2015-16			Total	Expenditure to the end of 2015-16	Per cent of Increase(+) / Decrease (-) during the year
		Non-Plan		Plan			
			State Plan	CSS/ CPS *			
<b>EXPENDITURE HEADS (Capital Account)</b>		<i>(₹ in lakh)</i>					
<b>B- Capital Account of Social Services - Contd.</b>							
<b>(a) Capital Account of Education, Sports, Art and Culture - Contd.</b>							
<b>4202- Capital Outlay on Education, Sports, Art and Culture - Contd.</b>							
<b>03- Sports and Youth Services - Concl'd.</b>							
<b>796- Tribal Area Sub-Plan - Concl'd.</b>							
Construction of N.C.C. Administrative Building (New Scheme)	0.00	0.00	9.00	0.00	9.00	9.00	100.00
Other schemes each costing rupees one crore and less	0.00	0.00	0.00	0.00	0.00	11,01.55	0.00
<b>Total - 796</b>	<b>8,27.51</b>	<b>0.00</b>	<b>7,09.00</b>	<b>0.00</b>	<b>7,09.00</b>	<b>7,01,10.72</b>	<b>(-)14.32</b>
<b>Total - 03</b>	<b>13,92.51</b>	<b>0.00</b>	<b>11,28.00</b>	<b>0.00</b>	<b>11,28.00</b>	<b>8,21,20.07</b>	<b>(-)19.00</b>
<b>04- Art and Culture</b>							
<b>101- Fine Arts Education</b>							
Construction of Cultural Building	22.81	0.00	0.00	0.00	0.00	1,83.91	(-)100.00
<b>Total - 101</b>	<b>22.81</b>	<b>0.00</b>	<b>0.00</b>	<b>0.00</b>	<b>0.00</b>	<b>1,83.91</b>	<b>(-)100.00</b>
<b>789- Special Component Plan for Scheduled Castes</b>							
Other schemes each costing rupees one crore and less	0.00	0.00	0.00	0.00	0.00	99.07	0.00
<b>Total - 789</b>	<b>0.00</b>	<b>0.00</b>	<b>0.00</b>	<b>0.00</b>	<b>0.00</b>	<b>99.07</b>	<b>0.00</b>
<b>796- Tribal Area Sub-Plan</b>							
Construction of Building for Museum	33.38	0.00	0.00	0.00	0.00	12,30.38	(-)100.00
Construction of Cultural Building	70.00	0.00	130.00	0.00	1,30.00	12,42.72	85.71
Construction of Multipurpose Cultural Campus	25.00	0.00	0.00	0.00	0.00	4,22.99	(-)100.00

**16. DETAILED STATEMENT OF CAPITAL EXPENDITURE BY MINOR HEADS AND SUBHEADS - contd.**

*Figures in italics represent charged expenditure*

Nature of expenditure	Expenditure during 2014-15	Expenditure during 2015-16			Total	Expenditure to the end of 2015-16	Per cent of Increase(+) / Decrease (-) during the year	
		Non-Plan		Plan				
			State Plan	CSS/ CPS *				
<b>EXPENDITURE HEADS (Capital Account)</b>		<i>(₹ in lakh)</i>						
<b>B- Capital Account of Social Services - Contd.</b>								
<b>(a) Capital Account of Education, Sports, Art and Culture - Concl.</b>								
<b>4202- Capital Outlay on Education, Sports, Art and Culture - Concl.</b>								
<b>04- Art and Culture - Concl.</b>								
<b>796- Tribal Area Sub-Plan - Concl.</b>								
Security and Maintenance Multipurpose Cultural Complex (New scheme)	0.00	0.00	14.54	0.00	14.54	14.54	100.00	
State Museum Security & Maintenance	0.00	0.00	24.86	0.00	24.86	24.86	100.00	
Other schemes each costing rupees one crore and less	0.00	0.00	0.00	0.00	0.00	3,30.79	0.00	
<b>Total - 796</b>	<b>1,28.38</b>	<b>0.00</b>	<b>1,69.40</b>	<b>0.00</b>	<b>1,69.40</b>	<b>32,66.28</b>	<b>31.95</b>	
<b>800- Other expenditure</b>								
Other schemes each costing rupees one crore and less	0.00	0.00	0.00	0.00	0.00	1,63.02	0.00	
<b>Total - 800</b>	<b>0.00</b>	<b>0.00</b>	<b>0.00</b>	<b>0.00</b>	<b>0.00</b>	<b>1,63.02</b>	<b>0.00</b>	
<b>Total - 04</b>	<b>1,51.19</b>	<b>0.00</b>	<b>1,69.40</b>	<b>0.00</b>	<b>1,69.40</b>	<b>37,12.28</b>	<b>12.04</b>	
<b>Total - 4202</b>	<b>82,96.75</b>	<b>0.00</b>	<b>1,00,92.01</b>	<b>0.00</b>	<b>1,03,38.43</b>	<b>16,51,58.37</b>	<b>24.61</b>	
<b>Total - (a)</b>	<b>82,96.75</b>	<b>0.00</b>	<b>1,00,92.01</b>	<b>0.00</b>	<b>1,03,38.43</b>	<b>16,51,58.37</b>	<b>24.61</b>	
				2,46.42 (*)				
				2,46.42 (*)				

**16. DETAILED STATEMENT OF CAPITAL EXPENDITURE BY MINOR HEADS AND SUBHEADS - contd.**

*Figures in italics represent charged expenditure*

Nature of expenditure	Expenditure during 2014-15	Expenditure during 2015-16			Total	Expenditure to the end of 2015-16	Per cent of Increase(+) / Decrease (-) during the year
		Non-Plan	Plan				
			State Plan	CSS/ CPS *			
<b>EXPENDITURE HEADS (Capital Account)</b>		<i>(₹ in lakh)</i>					
<b>B- Capital Account of Social Services - Contd.</b>							
<b>(b) Capital Account of Medical and Public Health</b>							
<b>4210- Capital Outlay on Medical and Public Health</b>							
<b>01- Urban Health Services</b>							
<b>109- School Health Schemes</b>							
Pharmacy- Renovation of Buildings (Special Repairing, Medicinal Garden etc.)	81.99	0.00	49.43	0.00	49.43	1,31.42	(-)39.71
100 Seated G.N.M. School at Jamshedpur and Sahebjang	2,00.00	0.00	2,65.84	0.00	2,65.84	7,50.55	32.92
<b>Total - 109</b>	<b>2,81.99</b>	<b>0.00</b>	<b>3,15.27</b>	<b>0.00</b>	<b>3,15.27</b>	<b>8,81.97</b>	<b>11.80</b>
<b>110- Hospital and Dispensaries</b>							
Buildings-Patliputra Medical College Hospital, Dhanbad	0.00	0.00	0.00	0.00	0.00	11,60.81	0.00
Mahatma Gandhu Memorial Medical Colleges & Hospital, Jamshedpur	14,57.10	0.00	0.00	0.00	0.00	14,57.10	(-)100.00
Construction of Residential Quarter in Sadar, Sub-divisional, Hospitals and Referral Hospital	30,00.00	0.00	13,93.32	0.00	13,93.32	54,55.21	(-)53.56
Health Directorate(with Drug & Food) Building	2,99.07	0.00	5,84.97	0.00	5,84.97	10,10.25	95.60
Burn Units	3,56.09	0.00	6,82.97	0.00	6,82.97	10,39.06	91.80
Ware House	7,89.45	0.00	16,06.11	0.00	16,06.11	23,95.56	103.45
Postmortem House and Mortuary	25,60.00	0.00	6,17.44	0.00	6,17.44	31,77.44	(-)75.88
District Drug and Food House	1,88.01	0.00	5,78.67	0.00	5,78.67	7,66.68	207.79

**16. DETAILED STATEMENT OF CAPITAL EXPENDITURE BY MINOR HEADS AND SUBHEADS - contd.**

*Figures in italics represent charged expenditure*

Nature of expenditure	Expenditure during 2014-15	Expenditure during 2015-16			Total	Expenditure to the end of 2015-16	Per cent of Increase(+) / Decrease (-) during the year
		Non-Plan	Plan				
			State Plan	CSS/ CPS *			
<b>EXPENDITURE HEADS (Capital Account)</b>		<i>(₹ in lakh)</i>					
<b>B- Capital Account of Social Services Contd.</b>							
<b>(b) Capital Account of Medical and Public Health Contd.</b>							
<b>4210- Capital Outlay on Medical and Public Health Contd.</b>							
<b>01- Urban Health Services Contd.</b>							
<b>110- Hospital and Dispensaries Concl'd.</b>							
Building Construction, Machine etc. at T.B. Dispensaries- Running of Contagious Disease Centre, Itki	57.46	0.00	0.00	0.00	0.00	57.46	(-)100.00
State Medical and Health Infrastructure and Procurement Corporation	0.00	0.00	0.00	0.00	0.00	5,00.00	0.00
Regional Food and Drug Laboratory at Dumka	95.43	0.00	0.00	0.00	0.00	1,92.56	(-)100.00
Regional Hospital at Divisional Headquarters	3,15.36	0.00	3,25.00	0.00	3,25.00	6,40.36	3.06
Civil Surgeon Offices	1,69.97	0.00	41.57	0.00	41.57	2,11.54	(-)75.54
Health Information Helpline	0.00	0.00	0.00	0.00	0.00	1,20.00	0.00
Purchase of New Ambulance (Including Running Cost)	0.00	0.00	4,29.93	0.00	4,29.93	4,29.93	100.00
Other schemes each costing rupees one crore and less	0.00	0.00	25.00	0.00	25.00	1,41.17	100.00
<b>Total - 110</b>	<b>92,87.94</b>	<b>0.00</b>	<b>62,84.98</b>	<b>0.00</b>	<b>62,84.98</b>	<b>1,87,55.13</b>	<b>(-)32.33</b>
<b>200- Other Health Schemes</b>							
Renovation of Mother and Child Centre in Urban Areas	0.00	0.00	0.00	0.00	0.00	3,75.00	0.00
Strengthening of State Blood Transfusion Council	0.00	0.00	10.00	0.00	10.00	10.00	100.00
<b>Total - 200</b>	<b>0.00</b>	<b>0.00</b>	<b>10.00</b>	<b>0.00</b>	<b>10.00</b>	<b>3,85.00</b>	<b>100.00</b>

**16. DETAILED STATEMENT OF CAPITAL EXPENDITURE BY MINOR HEADS AND SUBHEADS - contd.**

*Figures in italics represent charged expenditure*

Nature of expenditure	Expenditure during 2014-15	Expenditure during 2015-16			Total	Expenditure to the end of 2015-16	Per cent of Increase(+) / Decrease (-) during the year
		Non-Plan		Plan			
			State Plan	CSS/ CPS *			
<b>EXPENDITURE HEADS (Capital Account)</b>		<i>(₹ in lakh)</i>					
<b>B- Capital Account of Social Services - Contd.</b>							
<b>(b) Capital Account of Medical and Public Health - Contd.</b>							
<b>4210- Capital Outlay on Medical and Public Health - Contd.</b>							
<b>01- Urban Health Services - Concl'd.</b>							
<b>789- Special Component Plan for Scheduled Castes</b>							
Establishing Physiotherapy Centre in District Hospitals and Medical Colleges	0.00	0.00	77.98	0.00	77.98	77.98	100.00
<b>Total - 789</b>	<b>0.00</b>	<b>0.00</b>	<b>77.98</b>	<b>0.00</b>	<b>77.98</b>	<b>77.98</b>	<b>100.00</b>
<b>796- Tribal Area Sub-Plan-</b>							
Buildings-M.G.M. Medical College Hospital, Jamshedpur	0.00	0.00	0.00	0.00	0.00	10,76.97	0.00
Building-Sadar and Sub-Divisional Hospitals	0.00	0.00	0.00	0.00	0.00	3,90.21	0.00
Construction of Residential Quarter in Sadar,Sub-division,Hospitals and Referral Hospital	0.00	0.00	0.00	0.00	0.00	5,00.00	0.00
Buildings-Ranchi Medical College Hospital	0.00	0.00	0.00	0.00	0.00	4,81.15	0.00
Other schemes each costing rupees one crore and less	0.00	0.00	0.00	0.00	0.00	1,76.57	0.00
<b>Total - 796</b>	<b>0.00</b>	<b>0.00</b>	<b>0.00</b>	<b>0.00</b>	<b>0.00</b>	<b>26,24.90</b>	<b>0.00</b>
<b>Total - 01</b>	<b>95,69.93</b>	<b>0.00</b>	<b>66,88.23</b>	<b>0.00</b>	<b>66,88.23</b>	<b>2,27,24.98</b>	<b>(-)30.11</b>

**16. DETAILED STATEMENT OF CAPITAL EXPENDITURE BY MINOR HEADS AND SUBHEADS - contd.**

*Figures in italics represent charged expenditure*

Nature of expenditure	Expenditure during 2014-15	Expenditure during 2015-16			Total	Expenditure to the end of 2015-16	Per cent of Increase(+) / Decrease (-) during the year
		Non-Plan	Plan				
			State Plan	CSS/ CPS *			
<b>EXPENDITURE HEADS (Capital Account)</b>		<i>( ₹ in lakh)</i>					
<b>B- Capital Account of Social Services - Contd.</b>							
<b>(b) Capital Account of Medical and Public Health - Contd.</b>							
<b>4210- Capital Outlay on Medical and Public Health - Contd.</b>							
<b>02- Rural Health Services</b>							
<b>102- Subsidiary Health Centres</b>							
State Yoga Centre at Ranchi (Ayush Sector)	99.50	0.00	1,81.55	0.00	1,81.55	3,92.26	82.46
<b>Total - 102</b>	<b>99.50</b>	<b>0.00</b>	<b>1,81.55</b>	<b>0.00</b>	<b>1,81.55</b>	<b>3,92.26</b>	<b>82.46</b>
<b>103- Primary Health Centres</b>							
Primary Health Centres - Construction/ renovation of building for maternity and child Health Centre	14,30.67	0.00	0.00	0.00	0.00	28,62.75	(-)100.00
Building-Primary Health Centre (Including Machineries)	0.00	0.00	0.00	0.00	0.00	50,11.60	0.00
Buildings-Primary Health Centre	0.00	0.00	0.00	0.00	0.00	3,20.50	0.00
Building-Establishment of Health Centres	0.00	0.00	0.00	0.00	0.00	13,02.80	0.00
Building Construction -Establishment of Community Health Centres (Including machinery and equipment)	9,22.29	0.00	15,39.30	0.00	15,39.30	1,31,77.47	66.90
Buildings-Establishment of Primary Health Centres (including maternity home/machinery and equipment)	11,08.01	0.00	29,08.91	0.00	29,08.91	68,80.97	162.53
Building-Establishment of Health Sub-Centres (including machinery and equipment)	6,56.76	0.00	20,56.35	0.00	20,56.35	42,29.28	213.11

**16. DETAILED STATEMENT OF CAPITAL EXPENDITURE BY MINOR HEADS AND SUBHEADS - contd.**

*Figures in italics represent charged expenditure*

Nature of expenditure	Expenditure during 2014-15	Expenditure during 2015-16			Total	Expenditure to the end of 2015-16	Per cent of Increase(+) / Decrease (-) during the year
		Non-Plan	Plan				
			State Plan	CSS/ CPS *			
<b>EXPENDITURE HEADS (Capital Account)</b>		<i>( ₹ in lakh)</i>					
<b>B- Capital Account of Social Services - Contd.</b>							
<b>(b) Capital Account of Medical and Public Health - Contd.</b>							
<b>4210- Capital Outlay on Medical and Public Health - Contd.</b>							
<b>02- Rural Health Services - Contd.</b>							
<b>103- Primary Health Centres - Concl'd.</b>							
Building- Patliputra Medical College Hospital, Dhanbad (Including machinery and equipment)	0.00	0.00	0.00	0.00	0.00	10,79.93	0.00
Renovation of Additional P.H.C. to Primary Centre	0.00	0.00	0.00	0.00	0.00	3,61.86	0.00
<b>Total:103</b>	<b>41,17.73</b>	<b>0.00</b>	<b>65,04.56</b>	<b>0.00</b>	<b>65,04.56</b>	<b>3,52,27.16</b>	<b>57.96</b>
<b>110- Hospital and Dispensaries</b>							
Buildings (Including Machinery and Equipment)	0.00	0.00	0.00	0.00	0.00	9,12.22	0.00
Buildings-Sadar Hospital	0.00	0.00	0.00	0.00	0.00	17,89.09	0.00
Buildings for residence of Doctors and Para Medical Staff of Sadar and Sub-Divisional Hospital	0.00	0.00	0.00	0.00	0.00	4,69.92	0.00
Buildings-Dispensaries (Indigenous Doctors and Homoeopathy)	0.00	0.00	0.00	0.00	0.00	49.71	0.00
Building- Referral Hospital (including Machinery and Equipment)	66.24	0.00	0.00	0.00	0.00	4,15.83	(-)100.00
Buildings-District Joint Dispensaries (including Machinery)	0.00	0.00	0.00	0.00	0.00	1,50.90	0.00
Buildings-Upgradation of Sadar and Sub-Divisional Hospital (including machinery and equipment)	0.00	0.00	1,48.38	0.00	1,48.38	18,54.71	100.00



**16. DETAILED STATEMENT OF CAPITAL EXPENDITURE BY MINOR HEADS AND SUBHEADS - contd.**

*Figures in italics represent charged expenditure*

Nature of expenditure	Expenditure during 2014-15	Expenditure during 2015-16			Total	Expenditure to the end of 2015-16	Per cent of Increase(+) / Decrease (-) during the year
		Non-Plan	Plan				
			State Plan	CSS/ CPS *			
<b>EXPENDITURE HEADS (Capital Account)</b>		<i>(₹ in lakh)</i>					
<b>B- Capital Account of Social Services - Contd.</b>							
<b>(b) Capital Account of Medical and Public Health - Contd.</b>							
<b>4210- Capital Outlay on Medical and Public Health - Contd.</b>							
<b>02- Rural Health Services - Contd.</b>							
<b>110- Hospital and Dispensaries - Contd.</b>							
Buildings-District Joint Dispensary-Dispensary Building (indigenous treatment and homoeopathy)	0.00	0.00	0.00	0.00	0.00	1,26.00	0.00
Buildings-Upgradation of Sadar and Sub-divisional Hospital-Purchase of Incubator machine	0.00	0.00	0.00	0.00	0.00	3,20.00	0.00
Buildings-Upgradation of Sadar and Sub-divisional Hospital-Building-Upgradation of Sub-divisional Hospital (including machinery and equipment & Tools )	8,65.08	0.00	0.00	0.00	0.00	24,96.04	(-)100.00
Buildings-Upgradation of Sadar/Sub-divisional Hospital-Construction of building for District Medical Officer- (including residential buildings of Doctor and para Medical Staff)	0.00	0.00	0.00	0.00	0.00	8,61.60	0.00
Building-Upgradation of Sadar/Sub-divisional Hospital-Regional Hospital, Daltonganj-Construction of 100 bedded building (including Diagnostics Centre)	0.00	0.00	0.00	0.00	0.00	9,61.74	0.00
Buildings-Primary Health Centre (Prime Minister Gramodaya Yojana)	0.00	0.00	0.00	0.00	0.00	1,96.89	0.00
Buildings-Patliputra Medical College Hospital, Dhanbad	13,72.27	0.00	16,88.55	0.00	16,88.55	55,68.18	23.05

**16. DETAILED STATEMENT OF CAPITAL EXPENDITURE BY MINOR HEADS AND SUBHEADS - contd.**

*Figures in italics represent charged expenditure*

Nature of expenditure	Expenditure during 2014-15	Expenditure during 2015-16			Total	Expenditure to the end of 2015-16	Per cent of Increase(+) / Decrease (-) during the year
		Non-Plan	Plan				
			State Plan	CSS/ CPS *			
<b>EXPENDITURE HEADS (Capital Account)</b>		<i>(₹ in lakh)</i>					
<b>B- Capital Account of Social Services - Contd.</b>							
<b>(b) Capital Account of Medical and Public Health - Contd.</b>							
<b>4210- Capital Outlay on Medical and Public Health - Contd.</b>							
<b>02- Rural Health Services - Contd.</b>							
<b>110- Hospital and Dispensaries - Concl'd.</b>							
Building - Referral Hospital - Building construction (including machinery and equipment)	0.00	0.00	0.00	0.00	0.00	1,21.88	0.00
Building - Upgradation of Sadar and Sub-divisional Hospital (including machinery, equipment and Tools)	0.00	0.00	0.00	0.00	0.00	7,95.06	0.00
Building - Upgradation of Sub-divisional Hospital (including machinery, equipment and Tools)	0.00	0.00	3,26.74	0.00	3,26.74	7,87.37	100.00
Building construction-upgradation of 100-300 beds in Regional Hospital, Daltongunj, Hazaribagh (including diagnostic Centre)	0.00	0.00	0.00	0.00	0.00	7,76.62	0.00
Building construction-100-300 beds in Regional Hospital, Daltonganj and Hazaribag (Including Diognestic Centre)	0.00	0.00	0.00	0.00	0.00	71.68	0.00
District Joint Ayush Hospital & Dispensaries	3,88.66	0.00	11,29.65	0.00	11,29.65	15,18.31	190.65
Ayush Directorate, Medical Council Drug Controller Office	2,52.38	0.00	0.00	0.00	0.00	2,52.38	(-)100.00
Blood Bank	39.87	0.00	2,13.33	0.00	2,13.33	3,68.11	435.06
Other schemes each costing rupees one crore and less	0.00	0.00	0.00	0.00	0.00	6,10.94	0.00
<b>Total - 110</b>	<b>29,84.50</b>	<b>0.00</b>	<b>35,06.65</b>	<b>0.00</b>	<b>35,06.65</b>	<b>2,14,75.18</b>	<b>17.50</b>

**16. DETAILED STATEMENT OF CAPITAL EXPENDITURE BY MINOR HEADS AND SUBHEADS - contd.**

*Figures in italics represent charged expenditure*

Nature of expenditure	Expenditure during 2014-15	Expenditure during 2015-16			Total	Expenditure to the end of 2015-16	Per cent of Increase(+) / Decrease (-) during the year
		Non-Plan	Plan				
			State Plan	CSS/ CPS *			
<b>EXPENDITURE HEADS (Capital Account)</b>		<i>(₹ in lakh)</i>					
<b>B- Capital Account of Social Services - Contd.</b>							
<b>(b) Capital Account of Medical and Public Health - Contd.</b>							
<b>4210- Capital Outlay on Medical and Public Health - Contd.</b>							
<b>02- Rural Health Services - Contd.</b>							
<b>789- Special Component Plan for Scheduled Castes</b>							
Buildings- Sadar/Sub-divisional Hospitals (including Machinery and Equipment)	0.00	0.00	0.00	0.00	0.00	6,77.83	0.00
Building - Upgradation of Sadar and Sub-divisional Hospital (including machinery, equipment and Tools)	0.00	0.00	0.00	0.00	0.00	3,88.25	0.00
Building - Establishment of Health Sub-centre - Buildings (including Machinery and Equipment)	4,43.40	0.00	6,75.26	0.00	6,75.26	13,01.17	(-)48.10
Buildings-Sadar/Sub-divisional Hospitals (including Machinery and Equipment)- Building-Upgradation of Sub-divisional Hospitals (including Machinery and Equipment)	0.00	0.00	0.00	0.00	0.00	16,54.04	0.00
Buildings-Upgradation of Sadar/Sub-divisional Hospital- Construction of building for District Medical Officer-(including residential building of Doctors and Para Medical staff)	0.00	0.00	0.00	0.00	0.00	7,63.72	0.00
Building-Establishment of Health Sub-centre-Buildings (including Machinery)	0.00	0.00	0.00	0.00	0.00	5,93.39	0.00

**16. DETAILED STATEMENT OF CAPITAL EXPENDITURE BY MINOR HEADS AND SUBHEADS - contd.**

*Figures in italics represent charged expenditure*

Nature of expenditure	Expenditure during 2014-15	Expenditure during 2015-16			Total	Expenditure to the end of 2015-16	Per cent of Increase(+) / Decrease (-) during the year
		Non-Plan	Plan				
			State Plan	CSS/ CPS *			
<b>EXPENDITURE HEADS (Capital Account)</b>		<i>(₹ in lakh)</i>					
<b>B- Capital Account of Social Services - Contd.</b>							
<b>(b) Capital Account of Medical and Public Health - Contd.</b>							
<b>4210- Capital Outlay on Medical and Public Health - Contd.</b>							
<b>02- Rural Health Services - Contd.</b>							
<b>789- Special Component Plan for Scheduled Castes - Concl'd.</b>							
Buildings-Primary Health Centre (including Machinery)-Establishment of Primary Health Centre (including Maternity Home/ Machinery)	19,84.99	0.00	11,97.29	0.00	11,97.29	43,74.47	(-) <i>72.63</i>
Building-Establishment of Primary Health Centre (including Machinery)- Community Health Centres (including Machinery and Equipment)	8,57.23	0.00	3,52.39	0.00	3,52.39	43,09.71	(-) <i>91.82</i>
Development of HSCs, PHCs and CHCs as Modal HSCs, PHCs and CHCs	0.00	0.00	6,67.35	0.00	6,67.35	6,67.35	0.00
Other Schemes each costing rupees one crore and less	0.00	0.00	0.00	0.00	0.00	2,93.18	0.00
<b>Total - 789</b>	<b>32,85.62</b>	<b>0.00</b>	<b>28,92.29</b>	<b>0.00</b>	<b>28,92.29</b>	<b>1,50,23.11</b>	<b>(-)<i>80.75</i></b>
<b>796- Tribal Area Sub-Plan</b>							
Buildings-M.G.M. Medical College Hospital, Jamshedpur	0.00	0.00	33,74.20	0.00	33,74.20	65,35.37	100.00
Building - Referral Hospital (including Machinery and Equipment)	0.00	0.00	0.00	0.00	0.00	5,26.73	0.00
Building-District Medical Officer	0.00	0.00	0.00	0.00	0.00	5,54.15	0.00
Buildings-Referral Hospital	0.00	0.00	0.00	0.00	0.00	8,43.29	0.00
Buildings-Rajendra Medical College Hospital, Ranchi	0.00	0.00	0.00	0.00	0.00	9.40	0.00

**16. DETAILED STATEMENT OF CAPITAL EXPENDITURE BY MINOR HEADS AND SUBHEADS - contd.**

*Figures in italics represent charged expenditure*

Nature of expenditure	Expenditure during 2014-15	Expenditure during 2015-16			Total	Expenditure to the end of 2015-16	Per cent of Increase(+) / Decrease (-) during the year
		Non-Plan		Plan			
			State Plan	CSS/ CPS *			
<b>EXPENDITURE HEADS (Capital Account)</b>		<i>(₹ in lakh)</i>					
<b>B- Capital Account of Social Services - Contd.</b>							
<b>(b) Capital Account of Medical and Public Health - Contd.</b>							
<b>4210- Capital Outlay on Medical and Public Health - Contd.</b>							
<b>02- Rural Health Services - Contd.</b>							
<b>796- Tribal Area Sub-Plan - Contd.</b>							
Building- Sadar Hospital	0.00	0.00	0.00	0.00	0.00	29,63.35	0.00
Buildings	0.00	0.00	0.00	0.00	0.00	1,09.97	0.00
Upgradation of Sadar Hospital, Ranchi as 500 beded Sadar Hospital	0.00	0.00	0.00	0.00	0.00	1,55,27.72	0.00
Buildings-Sadar Hospital (including Machinery and equipment)- Construction of 100 beded Regional Hospital, Dumka (including Diagnostic Centre)	0.00	0.00	0.00	0.00	0.00	9,47.02	0.00
Buildings-Sub-divisional Hospital	0.00	0.00	0.00	0.00	0.00	1,00.00	0.00
Buildings-Additional Primary Health Centre	0.00	0.00	0.00	0.00	0.00	5,00.00	0.00
Buildings for Residence of Doctors and Para Medical Staff of Sadar and Sub-Divisional Hospital	0.00	0.00	0.00	0.00	0.00	11,80.18	0.00
Buildings-Dispensaries (Indigenous Doctors and Homoeopathy)	0.00	0.00	0.00	0.00	0.00	1,55.48	0.00
Buildings-Primary Health Centre	0.00	0.00	0.00	0.00	0.00	5,64.62	0.00
Buildings-District Joint Dispensaries	0.00	0.00	0.00	0.00	0.00	40.37	0.00
Building-Establishments of Health Sub-Centre	0.00	0.00	0.00	0.00	0.00	12,52.44	0.00

**16. DETAILED STATEMENT OF CAPITAL EXPENDITURE BY MINOR HEADS AND SUBHEADS - contd.**

*Figures in italics represent charged expenditure*

Nature of expenditure	Expenditure during 2014-15	Expenditure during 2015-16			Total	Expenditure to the end of 2015-16	Per cent of Increase(+) / Decrease (-) during the year	
		Non-Plan		Plan				
			State Plan	CSS/ CPS *				
<b>EXPENDITURE HEADS (Capital Account)</b>		<i>(₹ in lakh)</i>						
<b>B- Capital Account of Social Services - Contd.</b>								
<b>(b) Capital Account of Medical and Public Health - Contd.</b>								
<b>4210- Capital Outlay on Medical and Public Health - Contd.</b>								
<b>02- Rural Health Services - Contd.</b>								
<b>796- Tribal Area Sub-Plan - Contd.</b>								
Buildings-Sadar Hospital (including Machinery and equipments)-Buildings (Including Machinery and Equipments) Upgradation of Sub-divisional Hospital	0.00	0.00	0.00	0.00	0.00	16,66.11	0.00	
Building-Sadar Hospital (Including Machinery and Equipments)-Purchase of Incubator machinery	0.00	0.00	0.00	0.00	0.00	12,64.98	0.00	
Buildings-Sadar Hospital (Including Machinery and equipments)-Upgradation of Sadar Hospital	0.00	0.00	0.00	0.00	0.00	15,15.39	0.00	
Building-Primary Health Centres (Including Machinery and Equipments)-Extension/ Renovation of Health Information Management System	0.00	0.00	0.00	0.00	0.00	9,51.43	0.00	
Buildings-Primary Health Centres (Including Machinery and Equipments)-Construction/ Renovation of building for Maternity and Child Health Centre	0.00	0.00	0.00	0.00	0.00	5,22.82	0.00	

**16. DETAILED STATEMENT OF CAPITAL EXPENDITURE BY MINOR HEADS AND SUBHEADS - contd.**

*Figures in italics represent charged expenditure*

Nature of expenditure	Expenditure during 2014-15	Expenditure during 2015-16			Total	Expenditure to the end of 2015-16	Per cent of Increase(+) / Decrease (-) during the year
		Non-Plan	Plan				
			State Plan	CSS/ CPS *			
<b>EXPENDITURE HEADS (Capital Account)</b>		<i>(₹ in lakh)</i>					
<b>B- Capital Account of Social Services - Contd.</b>							
<b>(b) Capital Account of Medical and Public Health - Contd.</b>							
<b>4210- Capital Outlay on Medical and Public Health - Contd.</b>							
<b>02- Rural Health Services - Contd.</b>							
<b>796- Tribal Area Sub-Plan - Contd.</b>							
Buildings-Primary Health Centre (Including Machinery and Equipments)-Establishment of Primary Health Centre (Including Maternity Home/Machinery)	15,89.03	0.00	34,73.10	0.00	34,73.10	75,87.17	(-)54.22
Buildings-Establishment of Health Sub-Centre-Buildings (Including Machinery)	13,22.94	0.00	24,61.45	0.00	24,61.45	50,74.87	86.06
Establishment of Community Health Centre-Buildings including Machinery	10,99.30	0.00	9,73.23	0.00	9,73.23	1,21,51.85	(-)11.47
Buildings-Sadar Hospital-Construction of office building for District Medical Officer (Including residential building for Doctors and Para Medical Staff)	0.00	0.00	0.00	0.00	0.00	16,25.61	0.00
Construction/Upgradation of Regional Hospital, Dumka and Chaibasa (including machinery and equipment)	0.00	0.00	0.00	0.00	0.00	1,01.14	0.00
Building construction-Upgradation of Health Directorate (with machinery and equipment)	0.00	0.00	0.00	0.00	0.00	2,67.10	0.00

**16. DETAILED STATEMENT OF CAPITAL EXPENDITURE BY MINOR HEADS AND SUBHEADS - contd.**

*Figures in italics represent charged expenditure*

Nature of expenditure	Expenditure during 2014-15	Expenditure during 2015-16			Total	Expenditure to the end of 2015-16	Per cent of Increase(+) / Decrease (-) during the year
		Non-Plan		Plan			
			State Plan	CSS/ CPS *			
<b>EXPENDITURE HEADS (Capital Account)</b>		<i>(₹ in lakh)</i>					
<b>B- Capital Account of Social Services - Contd.</b>							
<b>(b) Capital Account of Medical and Public Health - Contd.</b>							
<b>4210- Capital Outlay on Medical and Public Health - Contd.</b>							
<b>02- Rural Health Services - Concl'd.</b>							
<b>796- Tribal Area Sub-Plan - Concl'd.</b>							
Building-Sadar Hospital (including Machinery and Equipments)	0.00	0.00	0.00	0.00	0.00	15,67.56	0.00
Buildings-Primary Health Centres (including Machinery and Equipments)	0.00	0.00	0.00	0.00	0.00	57,13.02	0.00
Buildings-Mental Asylum	0.00	0.00	0.00	0.00	0.00	40.00	0.00
Buildings-Dental College Hospital Rajendra Ayurvedic Institute	0.00	0.00	0.00	0.00	0.00	8,00.00	0.00
Buildings-Dispensaries	0.00	0.00	0.00	0.00	0.00	99.42	0.00
Buildings (Machinery and Equipments) Pharmacy	0.00	0.00	0.00	0.00	0.00	3,72.00	0.00
Health Information Helpline	2,40.00	0.00	5,00.00	0.00	5,00.00	7,40.00	108.33
Buildings-Eye Clinic and Operation Theatre under Sadar Hospital	0.00	0.00	0.00	0.00	0.00	50.00	0.00
Buildings - Regional Hospital Dumka & Chaibasa (including machinery & equipment)	0.00	0.00	0.00	0.00	0.00	7,28.17	0.00



**16. DETAILED STATEMENT OF CAPITAL EXPENDITURE BY MINOR HEADS AND SUBHEADS - contd.**

*Figures in italics represent charged expenditure*

Nature of expenditure	Expenditure during 2014-15	Expenditure during 2015-16			Total	Expenditure to the end of 2015-16	Per cent of Increase(+) / Decrease (-) during the year
		Non-Plan		Plan			
			State Plan	CSS/ CPS *			
<b>EXPENDITURE HEADS (Capital Account)</b>		<i>(₹ in lakh)</i>					
<b>B- Capital Account of Social Services - Contd.</b>							
<b>(b) Capital Account of Medical and Public Health - Contd.</b>							
<b>4210- Capital Outlay on Medical and Public Health - Contd.</b>							
<b>02- Rural Health Services - Concl'd.</b>							
<b>796- Tribal Area Sub-Plan - Concl'd.</b>							
Buildings- Establishment of Health Sub-Centre (including machinery)	0.00	0.00	0.00	0.00	0.00	28,06.52	0.00
Construction of 500 bedded hospital at Dumka/ Kharshawan	13,02.46	0.00	19,90.81	0.00	19,90.81	53,13.69	52.85
Upgradation of all Additional Primary Health Centre into Primary Health Centre (Residential Building)	0.00	0.00	0.00	0.00	0.00	3,90.04	0.00
Other schemes each costing rupees one crore and less	0.00	0.00	0.00	0.00	0.00	8,05.57	0.00
<b>Total - 796</b>	<b>55,53.73</b>	<b>0.00</b>	<b>1,27,72.79</b>	<b>0.00</b>	<b>1,27,72.79</b>	<b>8,39,64.55</b>	<b>129.99</b>
<b>Total - 02</b>	<b>1,60,41.08</b>	<b>0.00</b>	<b>2,58,57.84</b>	<b>0.00</b>	<b>2,58,57.84</b>	<b>15,60,82.26</b>	<b>61.20</b>
<b>03- Medical Education, Training and Research</b>							
<b>105- Allopathy</b>							
Building Construction	0.00	0.00	0.00	0.00	0.00	10,50.00	0.00
Construction of ten A.N.M School-Building	0.00	0.00	0.00	0.00	0.00	2,50.00	0.00
Construction of ANM School Building construction	0.00	0.00	2,33.14	0.00	2,33.14	2,49.16	100.00
Construction of two A.N.M School-Building	0.00	0.00	0.00	0.00	0.00	3,27.63	0.00
<b>Total - 105</b>	<b>0.00</b>	<b>0.00</b>	<b>2,33.14</b>	<b>0.00</b>	<b>2,33.14</b>	<b>18,76.79</b>	<b>100.00</b>

**16. DETAILED STATEMENT OF CAPITAL EXPENDITURE BY MINOR HEADS AND SUBHEADS - contd.**

*Figures in italics represent charged expenditure*

Nature of expenditure	Expenditure during 2014-15	Expenditure during 2015-16			Total	Expenditure to the end of 2015-16	Per cent of Increase(+) / Decrease (-) during the year
		Non-Plan	Plan				
			State Plan	CSS/ CPS *			
<b>EXPENDITURE HEADS (Capital Account)</b>		<i>(₹ in lakh)</i>					
<b>B- Capital Account of Social Services - Contd.</b>							
<b>(b) Capital Account of Medical and Public Health - Concl'd.</b>							
<b>4210- Capital Outlay on Medical and Public Health - Concl'd.</b>							
<b>03- Medical Education, Training and Research - Concl'd.</b>							
<b>200- Other Systems</b>							
Building Construction-	0.00	0.00	0.00	0.00	0.00	3,00.00	0.00
Construction of Government Unani College Hospital, Giridih and Government Homoeopathy College Hospital, Godda-Building Construction	4,86.34	0.00	12,07.77	0.00	12,07.77	24,44.50	148.34
<b>Total - 200</b>	<b>4,86.34</b>	<b>0.00</b>	<b>12,07.77</b>	<b>0.00</b>	<b>12,07.77</b>	<b>27,44.50</b>	<b>148.34</b>
<b>796- Tribal Area Sub-Plan</b>							
Buildings-Government Ayurvedic College, Chaibasa, Government Ayurvedic Pharmacy College, Sahebganj/ Gumla	0.00	0.00	0.00	0.00	0.00	4,90.00	0.00
Construction of ANM School Building construction	0.00	0.00	0.00	0.00	0.00	1,85.70	0.00
Buildings-State Homoeopathic College and Hospital, Godda/Unani-Ayurvedic Pharmacy College, Sahebganj	0.00	0.00	0.00	0.00	0.00	1,65.05	0.00
Other schemes each costing rupees one crore and less	0.00	0.00	0.00	0.00	0.00	2,53.87	0.00
<b>Total - 796</b>	<b>0.00</b>	<b>0.00</b>	<b>0.00</b>	<b>0.00</b>	<b>0.00</b>	<b>10,94.62</b>	<b>0.00</b>
<b>Total - 03</b>	<b>4,86.34</b>	<b>0.00</b>	<b>14,40.91</b>	<b>0.00</b>	<b>14,40.91</b>	<b>57,15.91</b>	<b>196.28</b>
<b>Total - 4210</b>	<b>2,60,97.35</b>	<b>0.00</b>	<b>3,39,86.98</b>	<b>0.00</b>	<b>3,39,86.98</b>	<b>18,45,23.15</b>	<b>30.23</b>
<b>Total - (b)</b>	<b>2,60,97.35</b>	<b>0.00</b>	<b>3,39,86.98</b>	<b>0.00</b>	<b>3,39,86.98</b>	<b>18,45,23.15</b>	<b>30.23</b>

**16. DETAILED STATEMENT OF CAPITAL EXPENDITURE BY MINOR HEADS AND SUBHEADS - contd.**

*Figures in italics represent charged expenditure*

Nature of expenditure	Expenditure during 2014-15	Expenditure during 2015-16			Total	Expenditure to the end of 2015-16	Per cent of Increase(+) / Decrease (-) during the year
		Non-Plan		Plan			
			State Plan	CSS/ CPS *			
<b>EXPENDITURE HEADS (Capital Account)</b>		<i>(₹ in lakh)</i>					
<b>B- Capital Account of Social Services - Contd.</b>							
<b>(c) Capital Account of Water Supply, Sanitation, Housing and Urban Development</b>							
<b>4215- Capital Outlay on Water Supply and Sanitation-</b>							
<b>01- Water Supply</b>							
<b>101- Urban Water Supply</b>							
Accelerated Urban Water Supply	0.00	0.00	0.00	0.00	0.00	8,70.74	0.00
Other schemes each costing rupees one crore and less	0.00	0.00	0.00	0.00	0.00	2.04	0.00
<b>Total - 101</b>	<b>0.00</b>	<b>0.00</b>	<b>0.00</b>	<b>0.00</b>	<b>0.00</b>	<b>8,72.78</b>	<b>0.00</b>
<b>102- Rural Water Supply</b>							
Rural piped water supply-General	0.00	0.00	76,08.64	0.00	76,08.64	2,63,11.40	100.00
Rural Drinking Water Programme	0.00	0.00	21.00	0.00	21.00	19,60.20	100.00
Rural piped water supply scheme (Special Integrated Scheme)	0.00	0.00	0.00	0.00	0.00	43,90.28	0.00
Rural Water Supply Scheme	58,52.65	0.00	0.00	0.00	0.00	1,53,14.32	(-)100.00
Rural piped water supply scheme-Machinery and Equipment	0.00	0.00	0.00	0.00	0.00	1,10.57	0.00
Water supply in Rural/Sub-Urban area upto the Population of 20000-General	26.72	0.00	16.05	0.00	16.05	1,13,85.99	(-)39.93

**16. DETAILED STATEMENT OF CAPITAL EXPENDITURE BY MINOR HEADS AND SUBHEADS - contd.**

*Figures in italics represent charged expenditure*

Nature of expenditure	Expenditure during 2014-15	Expenditure during 2015-16			Total	Expenditure to the end of 2015-16	Per cent of Increase(+) / Decrease (-) during the year	
		Non-Plan		Plan				
			State Plan	CSS/ CPS *				
<b>EXPENDITURE HEADS (Capital Account)</b>		<i>(₹ in lakh)</i>						
<b>B- Capital Account of Social Services - Contd.</b>								
<b>(c) Capital Account of Water Supply, Sanitation, Housing and Urban Development - Contd.</b>								
<b>4215- Capital Outlay on Water Supply and Sanitation - Contd.</b>								
<b>01- Water Supply - Contd.</b>								
<b>102- Rural Water Supply - Concltd.</b>								
Water supply in Rural/Sub-Urban area upto the population of 20000-Special Integrated Scheme	0.00	0.00	0.00	0.00	0.00	2,83.48	0.00	
Rural Water Supply Scheme (by Tubewells, Wells Works)-General	0.00	0.00	0.00	0.00	0.00	1,12,85.42	0.00	
Rural Water Supply Scheme (by Tubewells, Wells Works)-	0.00	0.00	0.00	0.00	0.00	7,70.84	0.00	
Special Integrated Scheme Accelerated Rural Water Supply	0.00	0.00	0.00	0.00	0.00	77,44.52	0.00	
Piped water supply schemes in big cities	13,10.14	70.02	24,75.85	0.00	25,45.87	1,34,04.85	94.32	
Pradhan Mantri Gramodaya Yojana	0.00	0.00	0.00	0.00	0.00	32,92.46	0.00	
Accelerated Rural Water Supply	0.00	0.00	0.00	0.00	0.00	2,80,38.83	0.00	
National Rural Drinking Water Programme	0.00	0.00	0.00	0.00	0.00	3,16,85.65	0.00	
Other schemes each costing rupees one crore and less	0.00	0.00	0.00	0.00	0.00	54.32	0.00	
<b>Total - 102</b>	<b>71,89.51</b>	<b>70.02</b>	<b>1,01,21.54</b>	<b>0.00</b>	<b>1,01,91.56</b>	<b>15,60,33.13</b>	<b>41.76</b>	

**16. DETAILED STATEMENT OF CAPITAL EXPENDITURE BY MINOR HEADS AND SUBHEADS - contd.**

*Figures in italics represent charged expenditure*

Nature of expenditure	Expenditure during 2014-15	Expenditure during 2015-16			Total	Expenditure to the end of 2015-16	Per cent of Increase(+) / Decrease (-) during the year	
		Non-Plan		Plan				
			State Plan	CSS/ CPS *				
<b>EXPENDITURE HEADS (Capital Account)</b>		<i>( ₹ in lakh)</i>						
<b>B- Capital Account of Social Services - Contd.</b>								
<b>(c) Capital Account of Water Supply, Sanitation, Housing and Urban Development - Contd.</b>								
<b>4215- Capital Outlay on Water Supply and Sanitation - Contd.</b>								
<b>01- Water Supply - Contd.</b>								
<b>106- Sewerage Services</b>								
Rural Sanitation Scheme	20.60	0.00	0.00	0.00	0.00	82,21.81	(-)100.00	
<b>Total - 106</b>	<b>20.60</b>	<b>0.00</b>	<b>0.00</b>	<b>0.00</b>	<b>0.00</b>	<b>82,21.81</b>	<b>(-)100.00</b>	
<b>789- Special Component Plan for Scheduled Castes</b>								
Rural Piped Water Supply Schemes	8,11.63	0.00	11,71.15	0.00	11,71.15	26,77.79	44.30	
Rural Water Supply Schemes (by Tubwell and Wells )	0.00	0.00	0.00	0.00	0.00	13,95.64	0.00	
Accelerated Urban Water Supply Scheme	0.00	0.00	0.00	0.00	0.00	11,47.89	0.00	
Piped Water Supply Scheme in Big Cities	69.17	0.00	20.06	0.00	20.06	4,62.64	(-)71.00	
Rural Sanitation Scheme	0.00	0.00	11.81	0.00	11.81	4,41.71	100.00	
National Rural Drinking Water Programme	0.00	0.00	0.00	0.00	0.00	19,14.00	0.00	
Accelerated Rural Water Supply Scheme	0.00	0.00	0.00	0.00	0.00	12,48.20	0.00	
Other schemes each costing rupees one crore and less	0.00	0.00	0.00	0.00	0.00	1,73.34	0.00	
<b>Total - 789</b>	<b>8,80.80</b>	<b>0.00</b>	<b>12,03.02</b>	<b>0.00</b>	<b>12,03.02</b>	<b>94,61.21</b>	<b>36.58</b>	

**16. DETAILED STATEMENT OF CAPITAL EXPENDITURE BY MINOR HEADS AND SUBHEADS - contd.**

*Figures in italics represent charged expenditure*

Nature of expenditure	Expenditure during 2014-15	Expenditure during 2015-16			Total	Expenditure to the end of 2015-16	Per cent of Increase(+) / Decrease (-) during the year
		Non-Plan	Plan				
			State Plan	CSS/ CPS *			
<b>EXPENDITURE HEADS (Capital Account)</b>		<i>(₹ in lakh)</i>					
<b>B- Capital Account of Social Services - Contd.</b>							
<b>(c) Capital Account of Water Supply, Sanitation, Housing and Urban Development - Contd.</b>							
<b>4215- Capital Outlay on Water Supply and Sanitation - Contd.</b>							
<b>01- Water Supply - Contd.</b>							
<b>796- Tribal area Sub Plan</b>							
Urban Water Supply Scheme on the recommendation of 11th Finance Commission	0.00	0.00	0.00	0.00	0.00	31,59.61	0.00
Rural Piped Water Supply Schemes	47,06.39	1.52	49,68.06	0.00	49,69.58	2,22,07.22	5.59
Rural Sanitation	0.00	0.00	44.59	0.00	44.59	94,37.87	100.00
Rural Water Supply Schemes	0.00	0.00	0.00	0.00	0.00	44,66.83	0.00
Rural Water Supply (by Tube-wells, Wells)	3.07	0.00	68.77	0.00	68.77	77,96.91	2140.07
Water Supply in Rural/Sub-Urban areas up to the population of 20000	20.00	0.00	0.00	0.00	0.00	56,76.85	(-)100.00
Pradhan Mantri Gramodaya Yojana	0.00	0.00	0.00	0.00	0.00	8,06.27	0.00
Accelerated Rural Water Supply Scheme	0.00	0.00	0.00	0.00	0.00	2,11,85.93	0.00
Accelerated Urban Water Supply Scheme	0.00	0.00	0.00	0.00	0.00	3,03.00	0.00
Piped Water supply Scheme in Big Cities	11,01.19	0.00	28,29.72	0.00	28,29.72	75,91.96	156.97
National Rural Drinking Water Programme	0.00	0.00	0.00	0.00	0.00	3,41,62.15	0.00

**16. DETAILED STATEMENT OF CAPITAL EXPENDITURE BY MINOR HEADS AND SUBHEADS - contd.**

*Figures in italics represent charged expenditure*

Nature of expenditure	Expenditure during 2014-15	Expenditure during 2015-16			Total	Expenditure to the end of 2015-16	Per cent of Increase(+) / Decrease (-) during the year	
		Non-Plan		Plan				
			State Plan	CSS/ CPS *				
<b>EXPENDITURE HEADS (Capital Account)</b>		<i>(₹ in lakh)</i>						
<b>B- Capital Account of Social Services - Contd.</b>								
<b>(c) Capital Account of Water Supply, Sanitation, Housing and Urban Development - Contd.</b>								
<b>4215- Capital Outlay on Water Supply and Sanitation - Concl'd.</b>								
<b>01- Water Supply - Concl'd.</b>								
<b>796- Tribal area Sub Plan - Concl'd.</b>								
Other schemes each costing rupees one crore and less	0.00	0.00	0.00	0.00	0.00	1,72.72	0.00	
<b>Total - 796</b>	<b>58,30.65</b>	<b>1.52</b>	<b>79,11.14</b>	<b>0.00</b>	<b>79,12.66</b>	<b>11,69,67.32</b>	<b>35.71</b>	
<b>799- Suspense</b>								
Other schemes each costing rupees one crore and less	0.00	0.00	0.00	0.00	0.00	5.51	0.00	
<b>Total - 799</b>	<b>0.00</b>	<b>0.00</b>	<b>0.00</b>	<b>0.00</b>	<b>0.00</b>	<b>5.51</b>	<b>0.00</b>	
<b>800- Other expenditure</b>								
Rural Water Supply (by Tubewells)	0.00	0.00	0.00	0.00	0.00	70,59.27	0.00	
<b>Total - 800</b>	<b>0.00</b>	<b>0.00</b>	<b>0.00</b>	<b>0.00</b>	<b>0.00</b>	<b>70,59.27</b>	<b>0.00</b>	
<b>Total - 01</b>	<b>1,39,21.56</b>	<b>71.54</b>	<b>1,92,35.70</b>	<b>0.00</b>	<b>1,93,07.24</b>	<b>29,86,21.03</b>	<b>38.69</b>	

**16. DETAILED STATEMENT OF CAPITAL EXPENDITURE BY MINOR HEADS AND SUBHEADS - contd.**

*Figures in italics represent charged expenditure*

Nature of expenditure	Expenditure during 2014-15	Expenditure during 2015-16			Total	Expenditure to the end of 2015-16	Per cent of Increase(+) / Decrease (-) during the year
		Non-Plan		Plan			
			State Plan	CSS/ CPS *			
<b>EXPENDITURE HEADS (Capital Account)</b>		<i>( ₹ in lakh)</i>					
<b>B- Capital Account of Social Services - Contd.</b>							
<b>(c) Capital Account of Water Supply, Sanitation, Housing and Urban Development - Contd.</b>							
<b>4215- Capital Outlay on Water Supply and Sanitation - Concl'd.</b>							
<b>02- Sewerage and Sanitation</b>							
<b>106- Sewerage Services</b>							
Rural Sanitation-General	0.00	0.00	0.00	0.00	0.00	17,99.47	0.00
Other schemes each costing rupees one crore and less	0.00	0.00	0.00	0.00	0.00	1,30.68	0.00
<b>Total - 106</b>	<b>0.00</b>	<b>0.00</b>	<b>0.00</b>	<b>0.00</b>	<b>0.00</b>	<b>19,30.15</b>	<b>0.00</b>
<b>796- Tribal Area Sub-Plan</b>							
Rural Sanitation	0.00	0.00	0.00	0.00	0.00	17,20.51	0.00
<b>Total - 796</b>	<b>0.00</b>	<b>0.00</b>	<b>0.00</b>	<b>0.00</b>	<b>0.00</b>	<b>17,20.51</b>	<b>0.00</b>
<b>Total - 02</b>	<b>0.00</b>	<b>0.00</b>	<b>0.00</b>	<b>0.00</b>	<b>0.00</b>	<b>36,50.66</b>	<b>0.00</b>
<b>Total - 4215</b>	<b>1,39,21.56</b>	<b>71.54</b>	<b>1,92,35.70</b>	<b>0.00</b>	<b>1,93,07.24</b>	<b>30,22,71.69</b>	<b>38.69</b>



**16. DETAILED STATEMENT OF CAPITAL EXPENDITURE BY MINOR HEADS AND SUBHEADS - contd.**

*Figures in italics represent charged expenditure*

Nature of expenditure	Expenditure during 2014-15	Expenditure during 2015-16			Total	Expenditure to the end of 2015-16	Per cent of Increase(+) / Decrease (-) during the year
		Non-Plan	Plan				
			State Plan	CSS/ CPS *			
<b>EXPENDITURE HEADS (Capital Account)</b>		<i>(₹ in lakh)</i>					
<b>B- Capital Account of Social Services - Contd.</b>							
<b>(c) Capital Account of Water Supply, Sanitation, Housing and Urban Development - Contd.</b>							
<b>4216- Capital Outlay on Housing</b>							
<b>01- Government Residential Buildings</b>							
<b>106- Sewerage Services</b>							
Public Works-Minor works of Building in State	0.00	3,30.60	0.00	0.00	3,30.60	3,30.60	100.00
<b>Total - 106</b>	<b>0.00</b>	<b>3,30.60</b>	<b>0.00</b>	<b>0.00</b>	<b>3,30.60</b>	<b>3,30.60</b>	<b>100.00</b>
<b>700- Other Housing</b>							
Other Area Sub-Plan (Construction)	0.00	0.00	0.00	0.00	0.00	6,34.39	0.00
Construction of A, B, C, D & E Type house in different Commissioner/ District/ Sub-division & Headquarter and Residential Buildings etc.	0.00	0.00	0.00	0.00	0.00	6,60.92	0.00
Other Housing (New Scheme)	0.00	0.00	0.00	0.00	0.00	13,65.60	0.00
Other Housing (Current Scheme)	0.00	0.00	0.00	0.00	0.00	28,45.48	0.00
Centrally Sponsored Scheme	0.00	0.00	0.00	0.00	0.00	3,13.28	0.00
Construction of Residential Buildings	18,73.61	0.00	16,83.47	0.00	16,83.47	44,21.58	(-)10.15
Commissioner House in Ramgarh and other construction Residential Houses	0.00	0.00	0.00	0.00	0.00	2,84.25	0.00
Other schemes each costing rupees one crore and less	0.00	0.00	0.00	0.00	0.00	2,50.46	0.00
<b>Total - 700</b>	<b>18,73.61</b>	<b>0.00</b>	<b>16,83.47</b>	<b>0.00</b>	<b>16,83.47</b>	<b>1,07,75.96</b>	<b>(-)10.15</b>

**16. DETAILED STATEMENT OF CAPITAL EXPENDITURE BY MINOR HEADS AND SUBHEADS - contd.**

*Figures in italics represent charged expenditure*

Nature of expenditure	Expenditure during 2014-15	Expenditure during 2015-16			Total	Expenditure to the end of 2015-16	Per cent of Increase(+) / Decrease (-) during the year
		Non-Plan		Plan			
			State Plan	CSS/ CPS *			
<b>EXPENDITURE HEADS (Capital Account)</b>		<i>(₹ in lakh)</i>					
<b>B- Capital Account of Social Services - Contd.</b>							
<b>(c) Capital Account of Water Supply, Sanitation, Housing and Urban Development - Contd.</b>							
<b>4216- Capital Outlay on Housing Contd.</b>							
<b>01- Government Residential Buildings - Contd.</b>							
<b>796- Tribal Area Sub-Plan</b>							
Construction of Residential Buildings for Honourable Ministers, MLA & SDO in Khunti, Simdega, Rajmahal, Capital, Division, District, Sub-Division Headquarter etc.	0.00	0.00	0.00	0.00	0.00	0.00	0.00
Construction of A, B, C, D & E Type house in different Commissioner/ District/ Sub-division & Headquarter and Residential Buildings etc.	0.00	0.00	0.00	0.00	0.00	8,42.54	0.00
Construction etc. of A, B, C, D & E Type Quarters / District/ Sub-division/ Block Headquarter and Multi Storied Duplex house at Ranchi and other officer/ C.M. House, Dumka	0.00	0.00	0.00	0.00	0.00	0.00	0.00
Tribal Area Sub-Plan (Construction)	0.00	0.00	0.00	0.00	0.00	17,88.76	0.00
Buildings (Current Scheme)	0.00	0.00	0.00	0.00	0.00	32,64.47	0.00
Buildings (New Scheme)	0.00	0.00	0.00	0.00	0.00	12,89.01	0.00

**16. DETAILED STATEMENT OF CAPITAL EXPENDITURE BY MINOR HEADS AND SUBHEADS - contd.**

*Figures in italics represent charged expenditure*

Nature of expenditure	Expenditure during 2014-15	Expenditure during 2015-16			Total	Expenditure to the end of 2015-16	Per cent of Increase(+) / Decrease (-) during the year
		Non-Plan		Plan			
			State Plan	CSS/ CPS *			
<b>EXPENDITURE HEADS (Capital Account)</b>		<i>(₹ in lakh)</i>					
<b>B- Capital Account of Social Services - Contd.</b>							
<b>(c) Capital Account of Water Supply, Sanitation, Housing and Urban Development - Contd.</b>							
<b>4216- Capital Outlay on Housing - Concl'd.</b>							
<b>01- Government Residential Buildings - Concl'd.</b>							
<b>796- Tribal Area Sub-Plan - Concl'd.</b>							
Ministers Housing	0.00	0.00	0.00	0.00	0.00	3,91.91	0.00
Housing in Ranchi	0.00	0.00	0.00	0.00	0.00	5,79.62	0.00
Hon'ble Minister Housing	0.00	0.00	0.00	0.00	0.00	5,88.88	0.00
Residential Building	30,95.02	0.00	0.00	0.00	0.00	52,97.80	(-)100.00
Construction of government Residential Building	0.00	0.00	33,80.94	0.00	33,80.94	33,80.94	100.00
Construction of A, B, C, D and E type quarters in Ranchi/Gumla etc and construction of Halipad in Chief Minister's House	0.00	0.00	0.00	0.00	0.00	4,03.87	0.00
Other schemes each costing rupees one crore and less	0.00	0.00	0.00	0.00	0.00	3,36.74	0.00
<b>Total - 796</b>	<b>30,95.02</b>	<b>0.00</b>	<b>33,80.94</b>	<b>0.00</b>	<b>33,80.94</b>	<b>1,81,64.54</b>	<b>9.24</b>
<b>Total - 01</b>	<b>49,68.63</b>	<b>3,30.60</b>	<b>50,64.41</b>	<b>0.00</b>	<b>53,95.01</b>	<b>2,92,71.10</b>	<b>8.58</b>
<b>Total - 4216</b>	<b>49,68.63</b>	<b>3,30.60</b>	<b>50,64.41</b>	<b>0.00</b>	<b>53,95.01</b>	<b>2,92,71.10</b>	<b>8.58</b>

**16. DETAILED STATEMENT OF CAPITAL EXPENDITURE BY MINOR HEADS AND SUBHEADS - contd.**

*Figures in italics represent charged expenditure*

Nature of expenditure	Expenditure during 2014-15	Expenditure during 2015-16			Total	Expenditure to the end of 2015-16	Per cent of Increase(+) / Decrease (-) during the year
		Non-Plan		Plan			
			State Plan	CSS/ CPS *			
<b>EXPENDITURE HEADS (Capital Account)</b>		<i>(₹ in lakh)</i>					
<b>B- Capital Account of Social Services - Contd.</b>							
<b>(c)- Capital Account of Water Supply, Sanitation, Housing and Urban Development - Contd.</b>							
<b>4217- Capital Outlay on Urban Development</b>							
<b>03- Integrated Development of Small and Medium Towns-</b>							
<b>190- Investments in Public Sector and other Undertakings</b>							
Grants-in-aid to urban local bodies for environmental improvement in urban slum areas	0.00	0.00	0.00	0.00	0.00	1,32.50	0.00
<b>Total - 190</b>	<b>0.00</b>	<b>0.00</b>	<b>0.00</b>	<b>0.00</b>	<b>0.00</b>	<b>1,32.50</b>	<b>0.00</b>
<b>Total - 03</b>	<b>0.00</b>	<b>0.00</b>	<b>0.00</b>	<b>0.00</b>	<b>0.00</b>	<b>1,32.50</b>	<b>0.00</b>
<b>04- Slum Area Improvement</b>							
<b>190- Investments in Public Sector and other Undertakings</b>							
Grants-in-aid to urban local bodies for environmental improvement in Urban Slum Areas	0.00	0.00	0.00	0.00	0.00	4,60.00	0.00
<b>Total - 190</b>	<b>0.00</b>	<b>0.00</b>	<b>0.00</b>	<b>0.00</b>	<b>0.00</b>	<b>4,60.00</b>	<b>0.00</b>

**16. DETAILED STATEMENT OF CAPITAL EXPENDITURE BY MINOR HEADS AND SUBHEADS - contd.**

*Figures in italics represent charged expenditure*

Nature of expenditure	Expenditure during 2014-15	Expenditure during 2015-16				Total	Expenditure to the end of 2015-16	Per cent of Increase(+) / Decrease (-) during the year
		Non-Plan		Plan				
				State Plan	CSS/ CPS *			
<b>EXPENDITURE HEADS (Capital Account)</b>		<i>(₹ in lakh)</i>						
<b>B- Capital Account of Social Services - Contd.</b>								
<b>(c) Capital Account of Water Supply, Sanitation, Housing and Urban Development - Contd.</b>								
<b>4217- Capital Outlay on Urban Development - Contd.</b>								
<b>04- Slum Area Improvement - Concl'd.</b>								
<b>796- Tribal Area Sub-Plan</b>								
Grants-in-aid to urban local bodies for environmental improvement in Urban Slum Areas	0.00	0.00	0.00	0.00	0.00	2,08.78	0.00	
<b>Total - 796</b>	<b>0.00</b>	<b>0.00</b>	<b>0.00</b>	<b>0.00</b>	<b>0.00</b>	<b>2,08.78</b>	<b>0.00</b>	
<b>800- Other expenditure-</b>								
Grants-in-aid to urban local bodies for environmental improvement in Urban Slum Areas	0.00	0.00	0.00	0.00	0.00	5,21.51	0.00	
<b>Total - 800</b>	<b>0.00</b>	<b>0.00</b>	<b>0.00</b>	<b>0.00</b>	<b>0.00</b>	<b>5,21.51</b>	<b>0.00</b>	
<b>Total - 04</b>	<b>0.00</b>	<b>0.00</b>	<b>0.00</b>	<b>0.00</b>	<b>0.00</b>	<b>11,90.29</b>	<b>0.00</b>	
<b>60- Other Urban Development Schemes</b>								
<b>190- Investments in Public Sector and other Undertakings</b>								
Grants-in-aid to urban local bodies for preparation of Urban Master Plan	0.00	0.00	0.00	0.00	0.00	7,91.86	0.00	
Central share for night shelter	0.00	0.00	0.00	0.00	0.00	1,24.27	0.00	
Grants-in-aid to urban local bodies for construction of bus stop	0.00	0.00	0.00	0.00	0.00	1,88.02	0.00	
Assistance Grants for Civic Amenities in Urban Area	0.00	0.00	0.00	0.00	0.00	23,23.21	0.00	
Assistance Grants for Swarnjayanti Urban Employment Scheme	0.00	0.00	0.00	0.00	0.00	3,67.31	0.00	

**16. DETAILED STATEMENT OF CAPITAL EXPENDITURE BY MINOR HEADS AND SUBHEADS - contd.**

*Figures in italics represent charged expenditure*

Nature of expenditure	Expenditure during 2014-15	Expenditure during 2015-16			Total	Expenditure to the end of 2015-16	Per cent of Increase(+) / Decrease (-) during the year
		Non-Plan		Plan			
			State Plan	CSS/ CPS *			
<b>EXPENDITURE HEADS (Capital Account)</b>		<i>(₹ in lakh)</i>					
<b>B- Capital Account of Social Services - Contd.</b>							
<b>(c) Capital Account of Water Supply, Sanitation, Housing and Urban Development - Contd.</b>							
<b>4217- Capital Outlay on Urban Development - Contd.</b>							
<b>60- Other Urban Development Schemes - Contd.</b>							
<b>190- Investments in Public Sector and other Undertakings - Contd.</b>							
Grants-in-aid to urban local bodies for centrally sponsored Balmiki Ambedker Slum Area Housing Scheme	0.00	0.00	0.00	0.00	0.00	4,88.87	0.00
Assistance grants for J.N.N.U.R.M	0.00	0.00	0.00	0.00	0.00	1,18,91.20	0.00
State Share of JNNURM / UIDSSMT / IHSDP/DSUP Schemes	0.00	0.00	0.00	0.00	0.00	3,00.00	0.00
Assistance Grants for land acquisition for Urban Bodes/Authorities	0.00	0.00	0.00	0.00	0.00	1,17.54	0.00
JNNURM /UIDSSMT / IHSDP /BSUP Schemes	0.00	0.00	0.00	0.00	0.00	35,00.00	0.00
Assistance Grants for Advisory work/Master plan for JNNURM /UIDSSMT and other all type of schemes	0.00	0.00	0.00	0.00	0.00	9,85.69	0.00
Assistance Grants for land acquisition for Urban Bodies/Authorities	0.00	0.00	0.00	0.00	0.00	13,75.00	0.00
Assistance Grants for Centrally Sponsored JNNURM	0.00	0.00	0.00	0.00	0.00	36,52.48	0.00
Assistance Grants for Centrally Sponsored UIDSSM Scheme	0.00	0.00	0.00	0.00	0.00	2,28.05	0.00
Assistance Grants for BSUP scheme	0.00	0.00	0.00	0.00	0.00	12,16.70	0.00
Assistance grants for Centrally Sponsored IHSDP scheme	0.00	0.00	0.00	0.00	0.00	7,11.98	0.00

**16. DETAILED STATEMENT OF CAPITAL EXPENDITURE BY MINOR HEADS AND SUBHEADS - contd.**

*Figures in italics represent charged expenditure*

Nature of expenditure	Expenditure during 2014-15	Expenditure during 2015-16			Total	Expenditure to the end of 2015-16	Per cent of Increase(+) / Decrease (-) during the year	
		Non-Plan		Plan				
			State Plan	CSS/ CPS *				
<b>EXPENDITURE HEADS (Capital Account)</b>		<i>(₹ in lakh)</i>						
<b>B- Capital Account of Social Services - Contd.</b>								
<b>(c) Capital Account of Water Supply, Sanitation, Housing and Urban Development - Contd.</b>								
<b>4217- Capital Outlay on Urban Development - Contd.</b>								
<b>60- Other Urban Development Schemes - Contd.</b>								
<b>190- Investments in Public Sector and other Undertakings - Concl'd.</b>								
Central Grant under Local Bodies Grant Scheme on the recommendation of 12th Finance Commission	0.00	0.00	0.00	0.00	0.00	6,74.34	0.00	
Assistance Grants for improvement of capability of Corporations /Bodies/ Authorities/Training Grants-in-aid to urban local bodies for environmental improvement scheme in slum areas	0.00	0.00	0.00	0.00	0.00	1,25.64	0.00	
Grants-in-aid to urban local bodies for environmental improvement scheme in slum areas	0.00	0.00	0.00	0.00	0.00	3,36.28	0.00	
Assistance grants for improvement of capability of corporations/ bodies/ authorities/ training	0.00	0.00	0.00	0.00	0.00	1,81.89	0.00	
Assistance to grants to S.J.S.R.Y (Central Share)	0.00	0.00	0.00	0.00	0.00	14,15.64	0.00	
Other schemes each costing rupees one crore and less	0.00	0.00	0.00	0.00	0.00	5,73.99	0.00	
<b>Total - 190</b>	<b>0.00</b>	<b>0.00</b>	<b>0.00</b>	<b>0.00</b>	<b>0.00</b>	<b>3,15,69.96</b>	<b>0.00</b>	

**16. DETAILED STATEMENT OF CAPITAL EXPENDITURE BY MINOR HEADS AND SUBHEADS - contd.**

*Figures in italics represent charged expenditure*

Nature of expenditure	Expenditure during 2014-15	Expenditure during 2015-16			Total	Expenditure to the end of 2015-16	Per cent of Increase(+) / Decrease (-) during the year
		Non-Plan		Plan			
			State Plan	CSS/ CPS *			
<b>EXPENDITURE HEADS (Capital Account)</b>		<i>(₹ in lakh)</i>					
<b>B- Capital Account of Social Services - Contd.</b>							
<b>(c) Capital Account of Water Supply, Sanitation, Housing and Urban Development - Contd.</b>							
<b>4217- Capital Outlay on Urban Development - Contd.</b>							
<b>60- Other Urban Development Schemes - Contd.</b>							
<b>191- Assistance to Municipal corporation</b>							
Grants-in-aid to urban Land Management and Acquisition	0.00	0.00	0.00	0.00	0.00	8,39.95	0.00
Grants-in-aid for schemes sponsored by Ministry of U.D., Government of India	0.00	0.00	0.00	0.00	0.00	40,00.00	0.00
Grants-in-aid for schemes sponsored by Ministry of U.D., Government of India(ACA)	0.00	0.00	0.00	0.00	0.00	62,77.28	0.00
Grants-in-aid for schemes sponsored by Ministry of HUPA Government of India	0.00	0.00	0.00	0.00	0.00	15,00.82	0.00
Grants-in-aid for schemes sponsored by Ministry of HUPA Government of India(ACA)	0.00	0.00	0.00	0.00	0.00	3,08.87	0.00
Assistance grants for J.N.N.U.R.M (Additional Central Assistance)	0.00	0.00	0.00	0.00	0.00	88,00.00	0.00
Computerization, Modernization and Strengthening of Urban Administration	0.00	0.00	0.00	0.00	0.00	4,07.38	0.00
Grants-in-aid for Centrally sponsored SJSRY	0.00	0.00	0.00	0.00	0.00	4,42.12	0.00
Grants-in-aid for JNNURM (State Share)	0.00	0.00	0.00	0.00	0.00	18,16.79	0.00
Assistance to Municipal corporation	0.00	0.00	0.00	0.00	0.00	1,00.00	0.00
Other schemes each costing rupees one crore and less	0.00	0.00	0.00	0.00	0.00	28.15	0.00
<b>Total - 191</b>	<b>0.00</b>	<b>0.00</b>	<b>0.00</b>	<b>0.00</b>	<b>0.00</b>	<b>2,45,21.36</b>	<b>0.00</b>



**16. DETAILED STATEMENT OF CAPITAL EXPENDITURE BY MINOR HEADS AND SUBHEADS - contd.**

*Figures in italics represent charged expenditure*

Nature of expenditure	Expenditure during 2014-15	Expenditure during 2015-16			Total	Expenditure to the end of 2015-16	Per cent of Increase(+) / Decrease (-) during the year	
		Non-Plan		Plan				
			State Plan	CSS/ CPS *				
<b>EXPENDITURE HEADS (Capital Account)</b>		<i>(₹ in lakh)</i>						
<b>B- Capital Account of Social Services - Contd.</b>								
<b>(c) Capital Account of Water Supply, Sanitation, Housing and Urban Development - Contd.</b>								
<b>4217- Capital Outlay on Urban Development - Contd.</b>								
<b>60- Other Urban Development Schemes - Contd.</b>								
<b>789- Special Component Plan for Scheduled Castes</b>								
Grants-in-aid for Civic Amenities in Urban Areas	0.00	0.00	0.00	0.00	0.00	4,04.97	0.00	
Grants-in-aid for JNNURM (State Share)	0.00	0.00	0.00	0.00	0.00	9,50.59	0.00	
Assistance Grants for Centrally Sponsored J.N.N.U.R.M.	0.00	0.00	0.00	0.00	0.00	12,93.30	0.00	
Grants-in-aid for schemes sponsored by Ministry of U.D., Government of India	0.00	0.00	0.00	0.00	0.00	5,73.17	0.00	
Grants-in-aid for schemes sponsored by Ministry of HUPA, Government of India	0.00	0.00	0.00	0.00	0.00	2,05.79	0.00	
Central Grants for JNNURM/UIDSSMT/ IHSDP/ BSUP Scheme	0.00	0.00	0.00	0.00	0.00	9,69.81	0.00	
Assistance for Centrally Sponsored B.S.U.P. Scheme	0.00	0.00	0.00	0.00	0.00	3,00.00	0.00	
Assistance Grants for J.N.N.U.R.M.	0.00	0.00	0.00	0.00	0.00	18,32.28	0.00	
Other schemes each costing rupees one crore and less	0.00	0.00	0.00	0.00	0.00	73.25	0.00	
<b>Total - 789</b>	<b>0.00</b>	<b>0.00</b>	<b>0.00</b>	<b>0.00</b>	<b>0.00</b>	<b>66,03.16</b>	<b>0.00</b>	

**16. DETAILED STATEMENT OF CAPITAL EXPENDITURE BY MINOR HEADS AND SUBHEADS - contd.**

*Figures in italics represent charged expenditure*

Nature of expenditure	Expenditure during 2014-15	Expenditure during 2015-16			Total	Expenditure to the end of 2015-16	Per cent of Increase(+) / Decrease (-) during the year
		Non-Plan		Plan			
			State Plan	CSS/ CPS *			
<b>EXPENDITURE HEADS (Capital Account)</b>		<i>(₹ in lakh)</i>					
<b>B- Capital Account of Social Services - Contd.</b>							
<b>(c) Capital Account of Water Supply, Sanitation, Housing and Urban Development - Contd.</b>							
<b>4217- Capital Outlay on Urban Development - Contd.</b>							
<b>60- Other Urban Development Schemes - Contd.</b>							
<b>796- Tribal Area Sub-Plan</b>							
Grants to Urban Local Bodies for Balmiki Ambedkar Slum Area Housing Scheme	0.00	0.00	0.00	0.00	0.00	13,98.80	0.00
Civic Amenities in Urban Areas-Grants-in-aid	0.00	0.00	0.00	0.00	0.00	51,22.33	0.00
State Share for Centrally Sponsored JNNURM/UIDSSMT/IHSDP /BSUP Scheme	0.00	0.00	0.00	0.00	0.00	85,00.00	0.00
Assistance Grants for improvement of capability of Corporations /Bodies/ Authorities/Training	0.00	0.00	0.00	0.00	0.00	3,05.69	0.00
Assistance Grants for Centrally Sponsored JNNURM Scheme	0.00	0.00	0.00	0.00	0.00	1,74,20.13	0.00
Assistance Grants for Centrally Sponsored BSUP Scheme	0.00	0.00	0.00	0.00	0.00	20,24.96	0.00
Assistance Grants for Centrally Sponsored IHSDP Scheme	0.00	0.00	0.00	0.00	0.00	16,87.11	0.00
Assistance Grants for Advisory Work/Master Plan for NURM/UIDSSMT and Other all Types of Schemes	0.00	0.00	0.00	0.00	0.00	4,93.77	0.00
Assistance Grants for acquisition of land for Urban Local Bodies /Authorities	0.00	0.00	0.00	0.00	0.00	9,74.86	0.00

**16. DETAILED STATEMENT OF CAPITAL EXPENDITURE BY MINOR HEADS AND SUBHEADS - contd.**

*Figures in italics represent charged expenditure*

Nature of expenditure	Expenditure during 2014-15	Expenditure during 2015-16			Total	Expenditure to the end of 2015-16	Per cent of Increase(+) / Decrease (-) during the year	
		Non-Plan		Plan				
			State Plan	CSS/ CPS *				
<b>EXPENDITURE HEADS (Capital Account)</b>		<i>( ₹ in lakh)</i>						
<b>B- Capital Account of Social Services - Contd.</b>								
<b>(c) Capital Account of Water Supply, Sanitation, Housing and Urban Development - Contd.</b>								
<b>4217- Capital Outlay on Urban Development - Contd.</b>								
<b>60- Other Urban Development Schemes - Contd.</b>								
<b>796- Tribal Area Sub-Plan - Contd.</b>								
Central Grants for JNNURM /UIDSSMT/ IHSDP/BSUP Schemes	0.00	0.00	0.00	0.00	0.00	48,42.40	0.00	
Assistance Grants for UIDSSMT Schemes	0.00	0.00	0.00	0.00	0.00	5,77.61	0.00	
Central Grant for development of Capital City Ranchi in the light of 12th Finance Commission	0.00	0.00	0.00	0.00	0.00	36,00.00	0.00	
Central Grants under local bodies grant scheme in the light of the recommendation of 12th Finance Commission	0.00	0.00	0.00	0.00	0.00	7,47.96	0.00	
Land Acquisition for Institutional Development in Ranchi	0.00	0.00	0.00	0.00	0.00	5,62.41	0.00	
Grants-in-aid for JNNURM (State Share)	0.00	0.00	0.00	0.00	0.00	30,06.05	0.00	
Grants-in-aid for Urban Land Management and Acquisition	0.00	0.00	0.00	0.00	0.00	15,55.95	0.00	
Grants-in-aid for New Capital Complex	0.00	0.00	0.00	0.00	0.00	10,00.00	0.00	
Grants-in-aid for schemes sponsored by Ministry of U.D., Government of India	0.00	0.00	0.00	0.00	0.00	3,21.78	0.00	
Grants-in-aid for schemes sponsored by Ministry of HUPA, Government of India	0.00	0.00	0.00	0.00	0.00	11,73.75	0.00	

**16. DETAILED STATEMENT OF CAPITAL EXPENDITURE BY MINOR HEADS AND SUBHEADS - contd.**

*Figures in italics represent charged expenditure*

Nature of expenditure	Expenditure during 2014-15	Expenditure during 2015-16			Total	Expenditure to the end of 2015-16	Per cent of Increase(+) / Decrease (-) during the year
		Non-Plan		Plan			
			State Plan	CSS/ CPS *			
<b>EXPENDITURE HEADS (Capital Account)</b>		<i>(₹ in lakh)</i>					
<b>B- Capital Account of Social Services - Contd.</b>							
<b>(c) Capital Account of Water Supply, Sanitation, Housing and Urban Development - Contd.</b>							
<b>4217- Capital Outlay on Urban Development - Contd.</b>							
<b>60- Other Urban Development Schemes - Contd.</b>							
<b>796- Tribal Area Sub-Plan - Concltd.</b>							
Grants-in-aid to Urban Local Bodies for scheme sponsored by Ministry of FPI Government of India	0.00	0.00	0.00	0.00	0.00	5,00.00	0.00
Other schemes each costing rupees one crore and less	0.00	0.00	0.00	0.00	0.00	1,72.34	0.00
<b>Total - 796</b>	<b>0.00</b>	<b>0.00</b>	<b>0.00</b>	<b>0.00</b>	<b>0.00</b>	<b>5,59,87.90</b>	<b>0.00</b>
<b>800- Other expenditure</b>							
Grants for Construction of Community Building/Theatre	0.00	0.00	0.00	0.00	0.00	3,68.93	0.00
Purchase / Maintenance of sanitary machines	0.00	0.00	0.00	0.00	0.00	3,90.21	0.00
Assistance Grants for Civic Amenities in Urban Area	0.00	0.00	0.00	0.00	0.00	19,82.98	0.00
Beautification of Ranchi town	0.00	0.00	0.00	0.00	0.00	8,94.82	0.00
Beautification of Dumka town	0.00	0.00	0.00	0.00	0.00	4,04.47	0.00
Civic Amenities in urban areas-Grants for construction of Bus-stand	0.00	0.00	0.00	0.00	0.00	15,06.88	0.00
Grants-in-aid to Urban Local Bodies for Consolidated Urban Development	0.00	0.00	0.00	0.00	0.00	2,20.00	0.00

**16. DETAILED STATEMENT OF CAPITAL EXPENDITURE BY MINOR HEADS AND SUBHEADS - contd.**

*Figures in italics represent charged expenditure*

Nature of expenditure	Expenditure during 2014-15	Expenditure during 2015-16			Total	Expenditure to the end of 2015-16	Per cent of Increase(+) / Decrease (-) during the year	
		Non-Plan		Plan				
			State Plan	CSS/ CPS *				
<b>EXPENDITURE HEADS (Capital Account)</b>		<i>(₹ in lakh)</i>						
<b>B- Capital Account of Social Services - Contd.</b>								
<b>(c) Capital Account of Water Supply, Sanitation, Housing and Urban Development - Concl'd.</b>								
<b>4217- Capital Outlay on Urban Development - Concl'd.</b>								
<b>60- Other Urban Development Schemes - Concl'd.</b>								
<b>800- Other expenditure - Concl'd.</b>								
Other schemes each costing rupees one crore and less	0.00	0.00	0.00	0.00	0.00	2,21.50	0.00	
<b>Total - 800</b>	<b>0.00</b>	<b>0.00</b>	<b>0.00</b>	<b>0.00</b>	<b>0.00</b>	<b>59,89.79</b>	<b>0.00</b>	
<b>Total - 60</b>	<b>0.00</b>	<b>0.00</b>	<b>0.00</b>	<b>0.00</b>	<b>0.00</b>	<b>12,46,72.17</b>	<b>0.00</b>	
<b>Total - 4217</b>	<b>0.00</b>	<b>0.00</b>	<b>0.00</b>	<b>0.00</b>	<b>0.00</b>	<b>12,59,94.96</b>	<b>0.00</b>	
<b>Total - (c)</b>	<b>1,88,90.19</b>	<b>4,02.14</b>	<b>2,43,00.11</b>	<b>0.00</b>	<b>2,47,02.25</b>	<b>45,75,37.75</b>	<b>30.77</b>	
<b>(d) Capital Account of Information and Broadcasting</b>								
<b>4220- Capital Account on Information and Publicity</b>								
<b>60- Others</b>								
<b>101- Buildings</b>								
Regional Publicity Scheme- Information Building Construction	45.00	0.00	55.00	0.00	55.00	1,00.00	22.22	
<b>Total - 101</b>	<b>45.00</b>	<b>0.00</b>	<b>55.00</b>	<b>0.00</b>	<b>55.00</b>	<b>1,00.00</b>	<b>22.22</b>	
<b>Total - 60</b>	<b>45.00</b>	<b>0.00</b>	<b>55.00</b>	<b>0.00</b>	<b>55.00</b>	<b>1,00.00</b>	<b>22.22</b>	
<b>Total - 4220</b>	<b>45.00</b>	<b>0.00</b>	<b>55.00</b>	<b>0.00</b>	<b>55.00</b>	<b>1,00.00</b>	<b>22.22</b>	
<b>Total - (d)</b>	<b>45.00</b>	<b>0.00</b>	<b>55.00</b>	<b>0.00</b>	<b>55.00</b>	<b>1,00.00</b>	<b>22.22</b>	

**16. DETAILED STATEMENT OF CAPITAL EXPENDITURE BY MINOR HEADS AND SUBHEADS - contd.**

*Figures in italics represent charged expenditure*

Nature of expenditure	Expenditure during 2014-15	Expenditure during 2015-16			Total	Expenditure to the end of 2015-16	Per cent of Increase(+) / Decrease (-) during the year	
		Non-Plan	Plan					
			State Plan	CSS/ CPS *				
<b>EXPENDITURE HEADS (Capital Account)</b>		<i>(₹ in lakh)</i>						
<b>B- Capital Account of Social Services - Contd.</b>								
<b>(e) Capital Account of Welfare of Scheduled Castes, Scheduled Tribes and other Backward Classes</b>								
<b>4225- Capital Outlay on Welfare of Scheduled Castes, Scheduled Tribes and other Backward Classes</b>								
<b>01- Welfare of Scheduled Castes</b>								
<b>277- Education</b>								
Other schemes each costing rupees one crore and less	0.00	0.00	0.00	0.00	0.00	2,71.32	0.00	
<b>Total - 277</b>	<b>0.00</b>	<b>0.00</b>	<b>0.00</b>	<b>0.00</b>	<b>0.00</b>	<b>2,71.32</b>	<b>0.00</b>	
<b>789- Special Component Plan for Scheduled Castes</b>								
Hostel for boys/girls student- Major Works	0.00	0.00	0.00	0.00	0.00	20,86.76	0.00	
Hostel for boys Student	0.00	0.00	0.00	0.00	0.00	1,00.53	0.00	
Renovation of Hostels	53.36	0.00	2,74.77	0.00	2,74.77	8,05.46	414.94	
Renovation and Construction of Residential Schools	1,89.70	0.00	2,90.00	0.00	2,90.00	9,42.96	52.87	
Upgradation of Residential High Schools in +2	0.00	0.00	90.00	0.00	90.00	90.00	100.00	
Renovation of Hostels	0.00	0.00	0.00	0.00	0.00	1,91.80	0.00	
<b>Total - 789</b>	<b>2,43.06</b>	<b>0.00</b>	<b>6,54.77</b>	<b>0.00</b>	<b>6,54.77</b>	<b>42,17.51</b>	<b>169.39</b>	
<b>796- Tribal Area Sub-Plan</b>								
Hostel for boys/girls student- Major Construction Works	0.00	0.00	0.00	0.00	0.00	2,91.99	0.00	
<b>Total - 796</b>	<b>0.00</b>	<b>0.00</b>	<b>0.00</b>	<b>0.00</b>	<b>0.00</b>	<b>2,91.99</b>	<b>0.00</b>	
<b>Total - 01</b>	<b>2,43.06</b>	<b>0.00</b>	<b>6,54.77</b>	<b>0.00</b>	<b>6,54.77</b>	<b>47,80.82</b>	<b>169.39</b>	

**16. DETAILED STATEMENT OF CAPITAL EXPENDITURE BY MINOR HEADS AND SUBHEADS - contd.**

*Figures in italics represent charged expenditure*

Nature of expenditure	Expenditure during 2014-15	Expenditure during 2015-16			Total	Expenditure to the end of 2015-16	Per cent of Increase(+) / Decrease (-) during the year
		Non-Plan	Plan				
			State Plan	CSS/ CPS *			
<b>EXPENDITURE HEADS (Capital Account)</b>		<i>(₹ in lakh)</i>					
<b>B- Capital Account of Social Services - Contd.</b>							
<b>(e) Capital Account of Welfare of Scheduled Castes, Scheduled Tribes and other Backward Classes - Contd.</b>							
<b>4225- Capital Outlay on Welfare of Scheduled Castes, Scheduled Tribes and other Backward Classes - Contd.</b>							
<b>02- Welfare of Scheduled Tribes</b>							
<b>277- Education</b>							
Hostel for boys/girls student- Major Works	2.47	0.00	0.00	0.00	0.00	4,39.80	(-)100.00
Construction of Manjhi House, Manki, Munda House, Paraha House, Pargana House and Dhumkurya House	48.71	0.00	3,00.00	0.00	3,00.00	3,48.71	515.89
Renovation and Boundry Wall of Tribe's Jaheersthan/ Hergandi/ Masna/ Sarna	1,85.83	0.00	9,54.91	0.00	9,54.91	11,40.74	413.86
Hostel for boys and girls Renovation of Hostels	0.00	0.00	0.00	0.00	0.00	4,66.72	0.00
Upgradation of Residential High Schools to +2 High School	0.00	0.00	99.24	0.00	99.24	99.24	100.00
Other Welfare Programme-Strengthening of Laboratory in Residential School	0.00	0.00	2.96	0.00	2.96	2.96	100.00
Renovation of Residential School	0.00	0.00	4,75.85	0.00	4,75.85	4,75.85	100.00
Other schemes each costing rupees one crore and less	0.00	0.00	0.00	0.00	0.00	3,09.89	0.00
<b>Total - 277</b>	<b>2,37.01</b>	<b>0.00</b>	<b>18,32.96</b>	<b>0.00</b>	<b>18,32.96</b>	<b>32,83.91</b>	<b>673.37</b>
<b>283- Housing</b>							
Construction of houses for Scheduled Tribes	1,57.95	0.00	80.60	0.00	80.60	78,95.94	(-)48.97
<b>Total - 283</b>	<b>1,57.95</b>	<b>0.00</b>	<b>80.60</b>	<b>0.00</b>	<b>80.60</b>	<b>78,95.94</b>	<b>(-)48.97</b>

**16. DETAILED STATEMENT OF CAPITAL EXPENDITURE BY MINOR HEADS AND SUBHEADS - contd.**

*Figures in italics represent charged expenditure*

Nature of expenditure	Expenditure during 2014-15	Expenditure during 2015-16			Total	Expenditure to the end of 2015-16	Per cent of Increase(+) / Decrease (-) during the year
		Non-Plan	Plan				
			State Plan	CSS/ CPS *			
<b>EXPENDITURE HEADS (Capital Account)</b>		<i>(₹ in lakh)</i>					
<b>B- Capital Account of Social Services - Contd.</b>							
<b>(e) Capital Account of Welfare of Scheduled Castes, Scheduled Tribes and other Backward Classes - Contd.</b>							
<b>4225- Capital Outlay on Welfare of Scheduled Castes, Scheduled Tribes and other Backward Classes - Contd.</b>							
<b>02- Welfare of Scheduled Tribes - Contd.</b>							
<b>796- Tribal Area Sub-Plan</b>							
Hostel for boys and girls	0.00	0.00	0.00	0.00	0.00	20,71.05	0.00
Hostel for boys and girls student-Major Works	0.00	0.00	0.00	0.00	0.00	5,09.86	0.00
Renovation of construction of Residential School (Birsa Munda D.A.V school)	0.00	0.00	0.00	0.00	0.00	7,09.80	0.00
Article 275 (1) of the Constitution	1,00,00.00	(-) 14.98	1,09,75.74	0.00	1,09,60.76	6,52,62.39	9.61
Construction/ Renovation of Residential School	0.00	0.00	8,90.16	0.00	8,90.16	13,82.79	100.00
Construction of House for Scheduled Tribes	4,86.85	0.00	3,15.25	0.00	3,15.25	30,70.03	(-)35.25
Hostel for boys and girls student-Major Works	27.45	0.00	0.00	0.00	0.00	10,95.59	(-)100.00
Construction of Manjhi House, Manki, Munda House, Paraha House, Pargana House and Dhumkurya House	1,46.13	0.00	7,00.00	0.00	7,00.00	8,46.13	379.03
Renovation and Boundry Wall of Tribe's Jaheersthan/ Hergandi/ Maska/ Sarna	2,89.81	0.00	7,48.56	0.00	7,48.56	10,38.37	158.29
Upgradation of Plus 2 Residential School	1,00.00	0.00	1,13.05	0.00	1,13.05	2,13.05	13.05
Renovation of Birsa Munda Ulihatu Complex	0.00	0.00	5.00	0.00	5.00	5.00	100.00



**16. DETAILED STATEMENT OF CAPITAL EXPENDITURE BY MINOR HEADS AND SUBHEADS - contd.**

*Figures in italics represent charged expenditure*

Nature of expenditure	Expenditure during 2014-15	Expenditure during 2015-16			Total	Expenditure to the end of 2015-16	Per cent of Increase(+) / Decrease (-) during the year
		Non-Plan		Plan			
			State Plan	CSS/ CPS *			
<b>EXPENDITURE HEADS (Capital Account)</b>		<i>(₹ in lakh)</i>					
<b>B- Capital Account of Social Services - Contd.</b>							
<b>(e) Capital Account of Welfare of Scheduled Castes, Scheduled Tribes and other Backward Classes - Contd.</b>							
<b>4225- Capital Outlay on Welfare of Scheduled Castes, Scheduled Tribes and other Backward Classes - Contd.</b>							
<b>02- Welfare of Scheduled Tribes - Concl'd.</b>							
<b>796- Tribal Area Sub-Plan - Concl'd.</b>							
Other Welfare Programme-Strengthening of Laboratory in Residential School	0.00	0.00	12.58	0.00	12.58	12.58	100.00
Opening and Maintenance of Ashram/Eklavya School	0.00	0.00	0.00	0.00	0.00	6,60.69	0.00
Renovation/Construction of Paharia Day Residential School (Birsa Munda D.A.V. School)	2,00.00	0.00	0.00	0.00	0.00	4,00.00	(-)100.00
Other Schemes each costing rupees one crore and less	0.00	0.00	0.00	0.00	0.00	3,75.67	0.00
<b>Total - 796</b>	<b>1,12,50.24</b>	<b>(-)14.98</b>	<b>1,37,60.34</b>	<b>0.00</b>	<b>1,37,45.36</b>	<b>7,76,53.00</b>	<b>22.18</b>
<b>Total - 02</b>	<b>1,16,45.20</b>	<b>(-)14.98</b>	<b>1,56,73.90</b>	<b>0.00</b>	<b>1,56,58.92</b>	<b>8,88,32.85</b>	<b>34.47</b>
<b>03- Welfare of Backward Classes</b>							
<b>277- Education</b>							
Hostel for boys/girls student- Major Works	25.00	0.00	0.00	0.00	0.00	3,54.16	(-)100.00
Construction of Residential School	0.00	0.00	1,75.00	0.00	1,75.00	1,75.00	100.00
Other Schemes each costing rupees one crore and less	0.00	0.00	0.00	0.00	0.00	4,96.42	0.00
<b>Total - 277</b>	<b>25.00</b>	<b>0.00</b>	<b>175.00</b>	<b>0.00</b>	<b>1,75.00</b>	<b>10,25.58</b>	<b>600.00</b>

**16. DETAILED STATEMENT OF CAPITAL EXPENDITURE BY MINOR HEADS AND SUBHEADS - contd.**

*Figures in italics represent charged expenditure*

Nature of expenditure	Expenditure during 2014-15	Expenditure during 2015-16			Total	Expenditure to the end of 2015-16	Per cent of Increase(+) / Decrease (-) during the year
		Non-Plan		Plan			
			State Plan	CSS/ CPS *			
<b>EXPENDITURE HEADS (Capital Account)</b>		<i>(₹ in lakh)</i>					
<b>B- Capital Account of Social Services - Contd.</b>							
<b>(e) Capital Account of Welfare of Scheduled Castes, Scheduled Tribes and other Backward Classes - Contd.</b>							
<b>4225- Capital Outlay on Welfare of Scheduled Castes, Scheduled Tribes and other Backward Classes - Contd.</b>							
<b>03- Welfare of Backward Classes - Concl'd.</b>							
<b>796- Tribal Area Sub-Plan</b>							
Construction of Residential School	0.00	0.00	1,75.00	0.00	1,75.00	3,12.03	100.00
Hostel for boys and girls student-Major Works	5.00	0.00	0.00	0.00	0.00	3,61.48	(-)100.00
Other Schemes each costing rupees one crore and less	0.00	0.00	0.00	0.00	0.00	3,79.21	0.00
<b>Total - 796</b>	<b>5.00</b>	<b>0.00</b>	<b>1,75.00</b>	<b>0.00</b>	<b>1,75.00</b>	<b>10,52.72</b>	<b>3400.00</b>
<b>Total - 03</b>	<b>30.00</b>	<b>0.00</b>	<b>3,50.00</b>	<b>0.00</b>	<b>3,50.00</b>	<b>20,78.30</b>	<b>1066.67</b>
<b>80- General</b>							
<b>277- Education</b>							
Minority Welfare Department - Construction of hostel for minority boys and girls student	1,04.54	0.00	3,48.30	0.00	3,48.30	18,69.42	233.17
Cycle scheme for Minority Girls students	6,00.00	0.00	4,99.97	0.00	4,99.97	32,40.43	(-)16.67
Concrete boudary for graveyard	7,13.34	0.00	8,69.10	0.00	8,69.10	32,73.91	21.84
Support to Minority Educational Institution	0.00	0.00	0.00	0.00	0.00	4,75.00	0.00
Multi Sectoral Development Programme for Minority Caste	1,52.86	0.00	0.00	0.00	0.00	1,52.86	(-)100.00
Commercial Training for the Minority boys and girls student	0.00	0.00	1,50.00	0.00	1,50.00	1,50.00	100.00
Kiyosk Construction	36.50	0.00	67.73	0.00	67.73	1,04.23	85.56

**16. DETAILED STATEMENT OF CAPITAL EXPENDITURE BY MINOR HEADS AND SUBHEADS - contd.**

*Figures in italics represent charged expenditure*

Nature of expenditure	Expenditure during 2014-15	Expenditure during 2015-16			Total	Expenditure to the end of 2015-16	Per cent of Increase(+) / Decrease (-) during the year
		Non-Plan	Plan				
			State Plan	CSS/ CPS *			
<b>EXPENDITURE HEADS (Capital Account)</b>		<i>(₹ in lakh)</i>					
<b>B- Capital Account of Social Services - Contd.</b>							
<b>(e) Capital Account of Welfare of Scheduled Castes, Scheduled Tribes and other Backward Classes - Contd.</b>							
<b>4225- Capital Outlay on Welfare of Scheduled Castes, Scheduled Tribes and other Backward Classes - Contd.</b>							
<b>80- General - Contd.</b>							
<b>277- Education - Conclld.</b>							
Hostel-Utensil, Furniture & T.V.	0.00	0.00	30.93	0.00	30.93	30.93	100.00
Other Schemes each costing rupees one crore and less	28.68	0.00	0.00	0.00	0.00	2,85.49	(-)100.00
<b>Total - 277</b>	<b>16,35.92</b>	<b>0.00</b>	<b>19,66.03</b>	<b>0.00</b>	<b>19,66.03</b>	<b>95,82.27</b>	<b>20.18</b>
<b>796- Tribal Area Sub-Plan</b>							
Concrete Boundry for Graveyard	6,98.67	0.00	7,89.70	0.00	7,89.70	44,03.91	13.03
Minority Welfare Department, Construction of hostel for Minority boys and girls student	1,28.70	0.00	2,19.85	0.00	2,19.85	22,17.97	70.82
Commercial Training for the Minority boys and girls student	0.00	0.00	1,50.00	0.00	1,50.00	6,07.10	100.00
Construction of Haz House	1,75.00	0.00	1,75.00	0.00	1,75.00	8,37.80	0.00
Construction of Kiyosk for the Minority	30.26	0.00	63.64	0.00	63.64	8,67.27	110.31
Cycle Scheme for minority girls student	5,00.00	0.00	5,86.59	0.00	5,86.59	28,79.82	17.32
Hostels - Utensil, Furniture and T.V	39.08	0.00	29.02	0.00	29.02	36,45.39	(-)25.74
Pre-matric scholarship for minority classes	0.00	0.00	0.00	9,75.70 (*)	9,75.70	13,51.92	100.00
Multi Sectoral Development Programme for Minority Caste	7,12.16	0.00	1,78.87	1,99.75 6,40.28 (*)	10,18.90	1,84,75.73	43.07
Post-matric scholarship for minority classes	6,73.68	0.00	0.00	0.00	0.00	30,91.17	(-)100.00

**16. DETAILED STATEMENT OF CAPITAL EXPENDITURE BY MINOR HEADS AND SUBHEADS - contd.**

*Figures in italics represent charged expenditure*

Nature of expenditure	Expenditure during 2014-15	Expenditure during 2015-16			Total	Expenditure to the end of 2015-16	Per cent of Increase(+) / Decrease (-) during the year
		Non-Plan	Plan				
			State Plan	CSS/ CPS *			
<b>EXPENDITURE HEADS (Capital Account)</b>		<i>(₹ in lakh)</i>					
<b>B- Capital Account of Social Services - Contd.</b>							
<b>(e) Capital Account of Welfare of Scheduled Castes, Scheduled Tribes and other Backward Classes - Contd.</b>							
<b>4225- Capital Outlay on Welfare of Scheduled Castes, Scheduled Tribes and other Backward Classes - Contd.</b>							
<b>80- General - Contd.</b>							
<b>796- Tribal Area Sub-Plan - Concl'd.</b>							
Merit - cum - means scholarship	5,99.96	0.00	0.00	0.00	0.00	14,90.08	(-)100.00
Share Capital to Minority Development and Finance Corporation	50.00	0.00	50.00	0.00	50.00	2,75.00	0.00
Aid to Minority Educational Institution	0.00	0.00	1,50.00	0.00	1,50.00	1,50.00	100.00
Subsidy to Support income generating assets	0.00	0.00	5,00.00	0.00	5,00.00	5,00.00	100.00
Grants to Minority Development and Finance Corporation	1,00.00	0.00	1,00.00	0.00	1,00.00	2,50.00 (i)	0.00
Minority Post Matric Scholarship	0.00	0.00	0.00	0.00	0.00	6,60.00	0.00
Other schemes each costing rupees one crore and less	10.00	0.00	0.00	0.00	0.00	4,50.04	(-)100.00
<b>Total - 796</b>	<b>37,17.51</b>	<b>0.00</b>	<b>29,92.67</b>	<b>1,99.75</b>	<b>48,08.40</b>	<b>4,21,53.20</b>	<b>29.34</b>
				<b>16,15.98 (*)</b>			

(i) Grants-in-aid of ₹ 250.00 lakh paid to Minority Development and Finance Corporation under Capital section.

**16. DETAILED STATEMENT OF CAPITAL EXPENDITURE BY MINOR HEADS AND SUBHEADS - contd.**

*Figures in italics represent charged expenditure*

Nature of expenditure	Expenditure during 2014-15	Expenditure during 2015-16			Total	Expenditure to the end of 2015-16	Per cent of Increase(+) / Decrease (-) during the year
		Non-Plan		Plan			
			State Plan	CSS/ CPS *			
<b>EXPENDITURE HEADS (Capital Account)</b>		<i>(₹ in lakh)</i>					
<b>B- Capital Account of Social Services - Contd.</b>							
<b>(e) Capital Account of Welfare of Scheduled Castes, Scheduled Tribes and other Backward Classes - Concl'd.</b>							
<b>4225- Capital Outlay on Welfare of Scheduled Castes, Scheduled Tribes and other Backward Classes - Concl'd.</b>							
<b>80- General - Concl'd.</b>							
<b>800- Other expenditure</b>							
Construction of Hostel for Minority students	0.00	0.00	0.00	0.00	0.00	4,69.20	0.00
Concrete Boundary of Graveyard	0.00	0.00	0.00	0.00	0.00	8,07.78	0.00
Minority Welfare Department-Construction of Hostel for Minority boys and girls student	0.00	0.00	0.00	0.00	0.00	7,05.38	0.00
Concrete Boundary of Graveyard	0.00	0.00	0.00	0.00	0.00	6,49.56	0.00
Cycle Scheme for minority girls student	0.00	0.00	0.00	0.00	0.00	3,15.23	0.00
Merit - cum-Means Scholarship	0.00	0.00	0.00	0.00	0.00	1,90.12	0.00
Pre matric scholarship for Minority Classes	0.00	0.00	0.00	0.00	0.00	2,00.00	0.00
Post-entrance scholarship for Minority Classes	0.00	0.00	0.00	0.00	0.00	3,73.66	0.00
Multi Sectoral Development Programme for Minority classes	0.00	0.00	0.00	0.00	0.00	22,93.89	0.00
Other schemes each costing rupees one crore and less	0.00	0.00	0.00	0.00	0.00	5,02.06	0.00
<b>Total - 800</b>	<b>0.00</b>	<b>0.00</b>	<b>0.00</b>	<b>0.00</b>	<b>0.00</b>	<b>65,06.88</b>	<b>0.00</b>
<b>Total - 80</b>	<b>53,53.43</b>	<b>0.00</b>	<b>49,58.70</b>	<b>1,99.75</b>	<b>67,74.43</b>	<b>5,82,42.35</b>	<b>26.54</b>
				<b>16,15.98 (*)</b>			
<b>Total - 4225</b>	<b>1,72,71.69</b>	<b>(-)14.98</b>	<b>2,16,37.37</b>	<b>1,99.75</b>	<b>2,34,38.12</b>	<b>15,39,34.32</b>	<b>35.70</b>
				<b>16,15.98 (*)</b>			
<b>Total - (e)</b>	<b>1,72,71.69</b>	<b>(-)14.98</b>	<b>2,16,37.37</b>	<b>1,99.75</b>	<b>2,34,38.12</b>	<b>15,39,34.32</b>	<b>35.70</b>
				<b>16,15.98 (*)</b>			

**16. DETAILED STATEMENT OF CAPITAL EXPENDITURE BY MINOR HEADS AND SUBHEADS - contd.**

*Figures in italics represent charged expenditure*

Nature of expenditure	Expenditure during 2014-15	Expenditure during 2015-16			Total	Expenditure to the end of 2015-16	Per cent of Increase(+) / Decrease (-) during the year
		Non-Plan	Plan				
			State Plan	CSS/ CPS *			
<b>EXPENDITURE HEADS (Capital Account)</b>		<i>(₹ in lakh)</i>					
<b>B- Capital Account of Social Services - Contd.</b>							
<b>(g) Capital Account of Social Security and Welfare</b>							
<b>4235- Capital Outlay on Social Security and Welfare</b>							
<b>02- Social Welfare</b>							
<b>103- Women's Welfare</b>							
Construction of Aganbari Kendra Bhawan under the re-commendation of 13th Finance Commission	76,24.87	0.00	0.00	0.00	0.00	1,88,39.71	(-)100.00
Construction of Nari Niketan-cum-Training Centre for Destiute, Helpless and Dejected Women	0.00	0.00	43.70	0.00	43.70	43.70	100.00
Construction/ Maintenance/ Up-gradation of AWCs Under ICDS	0.00	0.00	15,36.00	23,04.00	38,40.00	38,40.00	100.00
Purchase of Vehicles for District Social Welfare Officers and CDPOS	0.00	0.00	0.00	0.00	0.00	1,88.14	0.00
<b>Total -103</b>	<b>76,24.87</b>	<b>0.00</b>	<b>15,79.70</b>	<b>23,04.00</b>	<b>38,83.70</b>	<b>2,29,11.55</b>	<b>(-)49.07</b>
<b>106- Correctional Services</b>							
Construction of Old Age Home	1,54.10	0.00	3,77.58	0.00	3,77.58	5,31.68	145.02
<b>Total -106</b>	<b>1,54.10</b>	<b>0.00</b>	<b>3,77.58</b>	<b>0.00</b>	<b>3,77.58</b>	<b>5,31.68</b>	<b>145.02</b>
<b>796- Tribal Area Sub-plan</b>							
Construction of Aganbari Kendra Bhawan under the re-commendation of 13th Finance Commission	80,14.46	0.00	0.00	0.00	0.00	1,78,63.96	(-)100.00
Construction of Old Age Home	2,08.61	0.00	4,15.34	0.00	4,15.34	6,23.95	99.10
Construction of Nari Niketan-cum-Training Centre for Destiute, Helpless and Dejected Women	0.00	0.00	43.70	0.00	43.70	43.70	100.00

**16. DETAILED STATEMENT OF CAPITAL EXPENDITURE BY MINOR HEADS AND SUBHEADS - contd.**

*Figures in italics represent charged expenditure*

Nature of expenditure	Expenditure during 2014-15	Expenditure during 2015-16			Total	Expenditure to the end of 2015-16	Per cent of Increase(+) / Decrease (-) during the year
		Non-Plan	Plan				
			State Plan	CSS/ CPS *			
<b>EXPENDITURE HEADS (Capital Account)</b>		<i>(₹ in lakh)</i>					
<b>B- Capital Account of Social Services - Contd.</b>							
<b>(g) Capital Account of Social Security and Welfare - Concl'd.</b>							
<b>4235- Capital Outlay on Social Security and Welfare - Concl'd.</b>							
<b>02- Social Welfare - Concl'd.</b>							
<b>796- Tribal Area Sub-plan - Concl'd.</b>							
Construction/ Maintenance/ Up-gradation of AWCs Under ICDS	0.00	0.00	16,64.00	24,96.00	41,60.00	41,60.00	100.00
Purchase of Vehicles for District Social Welfare Officers and CDPOS	0.00	0.00	0.00	0.00	0.00	47.04	0.00
<b>Total - 796</b>	<b>82,23.07</b>	<b>0.00</b>	<b>21,23.04</b>	<b>24,96.00</b>	<b>46,19.04</b>	<b>2,27,38.65</b>	<b>(-)43.83</b>
<b>Total - 02</b>	<b>1,60,02.04</b>	<b>0.00</b>	<b>40,80.32</b>	<b>48,00.00</b>	<b>88,80.32</b>	<b>4,61,81.88</b>	<b>(-)44.51</b>
<b>Total - 4235</b>	<b>1,60,02.04</b>	<b>0.00</b>	<b>40,80.32</b>	<b>48,00.00</b>	<b>88,80.32</b>	<b>4,61,81.88</b>	<b>(-)44.51</b>
<b>Total - (g)</b>	<b>1,60,02.04</b>	<b>0.00</b>	<b>40,80.32</b>	<b>48,00.00</b>	<b>88,80.32</b>	<b>4,61,81.88</b>	<b>(-)44.51</b>
<b>(h) Capital Account of Other Social Services</b>							
<b>4250- Capital Account on other Social Services</b>							
<b>203- Employment</b>							
Construction of ITIs and Allied Buildings	1,02.75	0.00	1,12.38	0.00	1,12.38	2,15.13	9.37
Construction of Buildings of 20 ITIs under the recommendation of 13th Finance Commission	25,74.07	0.00	0.00	0.00	0.00	25,74.07	(-)100.00
Upgradation of Existing ITI into Model ITI	0.00	0.00	22.41	0.00	22.41	22.41	100.00
Repairs and Maintenance of ITIs and Allied Offices	98.59	0.00	1,66.09	0.00	1,66.09	2,64.68	68.47
<b>Total - 203</b>	<b>27,75.41</b>	<b>0.00</b>	<b>3,00.88</b>	<b>0.00</b>	<b>3,00.88</b>	<b>30,76.29</b>	<b>(-)89.16</b>

**16. DETAILED STATEMENT OF CAPITAL EXPENDITURE BY MINOR HEADS AND SUBHEADS - contd.**

*Figures in italics represent charged expenditure*

Nature of expenditure	Expenditure during 2014-15	Expenditure during 2015-16			Total	Expenditure to the end of 2015-16	Per cent of Increase(+) / Decrease (-) during the year
		Non-Plan		Plan			
			State Plan	CSS/ CPS *			
<b>EXPENDITURE HEADS (Capital Account)</b>		<i>(₹ in lakh)</i>					
<b>B- Capital Account of Social Services - Concl'd.</b>							
<b>(h) Capital Account of Other Social Services - Concl'd.</b>							
<b>4250- Capital Account on other Social Services - Concl'd.</b>							
<b>796- Tribal Area Sub-plan</b>							
Construction of ITIs and Allied Buildings	3,15.21	0.00	24.12	0.00	24.12	3,39.33	(-)92.35
Construction of Buildings of 20 ITIs under the recommendation of 13th Finance Commission	10,75.00	0.00	0.00	0.00	0.00	10,75.00	(-)100.00
Repairs and Maintenance of ITIs and Allied Offices	68.13	0.00	2,07.99	0.00	2,07.99	2,76.12	205.28
New Construction of Industrial Training Institute Building	0.00	0.00	4,00.00	0.00	4,00.00	4,00.00	100.00
Construction of Buildings	1,13.62	0.00	7.00	0.00	7.00	1,20.62	(-)93.84
<b>Total - 796</b>	<b>15,71.96</b>	<b>0.00</b>	<b>6,39.11</b>	<b>0.00</b>	<b>6,39.11</b>	<b>22,11.07</b>	<b>(-)59.34</b>
<b>Total - 4250</b>	<b>43,47.37</b>	<b>0.00</b>	<b>9,39.99</b>	<b>0.00</b>	<b>9,39.99</b>	<b>52,87.36</b>	<b>(-)78.38</b>
<b>Total - (h)</b>	<b>43,47.37</b>	<b>0.00</b>	<b>9,39.99</b>	<b>0.00</b>	<b>9,39.99</b>	<b>52,87.36</b>	<b>(-)78.38</b>
<b>Total - B-Capital Account of Social Services</b>	<b>9,09,50.39</b>	<b>3,87.16</b>	<b>9,50,91.78</b>	<b>49,99.75</b>	<b>10,23,41.09</b>	<b>1,01,27,22.83</b>	<b>12.52</b>
			<b>18,62.40</b>	<b>(*)</b>			

(\*) Relates to CPS



**16. DETAILED STATEMENT OF CAPITAL EXPENDITURE BY MINOR HEADS AND SUBHEADS - contd.**

*Figures in italics represent charged expenditure*

Nature of expenditure	Expenditure during 2014-15	Expenditure during 2015-16			Total	Expenditure to the end of 2015-16	Per cent of Increase(+) / Decrease (-) during the year
		Non-Plan	Plan				
			State Plan	CSS/ CPS *			
<b>EXPENDITURE HEADS (Capital Account)</b>		<i>(₹ in lakh)</i>					
<b>C- Capital Account of Economic Services</b>							
<b>(a) Capital Account of Agricultural and Allied Activities</b>							
<b>4401- Capital Outlay on Crop Husbandry</b>							
<b>101- Famring cooperatives</b>							
Strengthening of Infrastructure, Land Acquisition and other support facilities of Agriculture Department for effective implementation and monitoring of agriculture schemes	1,42.61	0.00	1,11.07	0.00	1,11.07	2,53.68	(-)22.12
<b>Total - 101</b>	<b>1,42.61</b>	<b>0.00</b>	<b>1,11.07</b>	<b>0.00</b>	<b>1,11.07</b>	<b>2,53.68</b>	<b>(-)22.12</b>
<b>190- Investments in Public Sector and other undertakings</b>							
Investments in Public Sector and other undertakings	0.00	0.00	0.00	0.00	0.00	62.98	0.00
<b>Total - 190</b>	<b>0.00</b>	<b>0.00</b>	<b>0.00</b>	<b>0.00</b>	<b>0.00</b>	<b>62.98</b>	<b>0.00</b>
<b>277- Education-</b>							
Other schemes each costing rupees one crore and less	0.00	0.00	0.00	0.00	0.00	1,02.72	0.00
<b>Total - 277</b>	<b>0.00</b>	<b>0.00</b>	<b>0.00</b>	<b>0.00</b>	<b>0.00</b>	<b>1,02.72</b>	<b>0.00</b>
<b>796- Tribal Area Sub-Plan</b>							
Development and Extension of Agriculture Technology	0.00	0.00	0.00	0.00	0.00	3,29.55	0.00
Strengthening of Infrastructure, Land Acquisition and other support facilities of Agriculture Department for effective implementation and monitoring of agriculture schemes	6,98.11	0.00	4,04.69	0.00	4,04.69	11,02.80	(-)42.03
Technology Agriculture	0.00	0.00	0.00	0.00	0.00	1,60.00	0.00

**16. DETAILED STATEMENT OF CAPITAL EXPENDITURE BY MINOR HEADS AND SUBHEADS - contd.**

*Figures in italics represent charged expenditure*

Nature of expenditure	Expenditure during 2014-15	Expenditure during 2015-16			Total	Expenditure to the end of 2015-16	Per cent of Increase(+) / Decrease (-) during the year
		Non-Plan	Plan				
			State Plan	CSS/ CPS *			
<b>EXPENDITURE HEADS (Capital Account)</b>		<i>(₹ in lakh)</i>					
<b>C- Capital Account of Economic Services - Contd.</b>							
<b>(a) Capital Account of Agricultural and Allied Activities - Contd.</b>							
<b>4401- Capital Outlay on Crop Husbandry - Concl'd.</b>							
<b>796- Tribal Area Sub-Plan - Concl'd.</b>							
Establishment of Horticulture Training Centre	0.00	0.00	2,00.00	0.00	2,00.00	2,00.00	100.00
Grants to State Seed Corporation	0.00	0.00	0.00	0.00	0.00	15,00.00	0.00
Other schemes each costing rupees one crore and less	0.00	0.00	0.00	0.00	0.00	99.94	0.00
<b>Total - 796</b>	<b>6,98.11</b>	<b>0.00</b>	<b>6,04.69</b>	<b>0.00</b>	<b>6,04.69</b>	<b>33,92.29</b>	<b>(-)13.38</b>
<b>800- Other expenditure</b>							
Implementation of Agro Export Zone	0.00	0.00	0.00	0.00	0.00	3,50.00	0.00
Establishment of Horticulture Centre in Chatra District	0.00	0.00	1,00.00	0.00	1,00.00	3,00.00	100.00
Establishment of Agriculture Technical Park in Dhanbad	0.00	0.00	0.00	0.00	0.00	3,00.00	0.00
Development and Extension of Agriculture Technology	0.00	0.00	0.00	0.00	0.00	2,09.99	0.00
Other schemes each costing rupees one crore and less	0.00	0.00	0.00	0.00	0.00	3,50.00	0.00
<b>Total - 800</b>	<b>0.00</b>	<b>0.00</b>	<b>1,00.00</b>	<b>0.00</b>	<b>1,00.00</b>	<b>15,09.99</b>	<b>100.00</b>
<b>Total - 4401</b>	<b>8,40.72</b>	<b>0.00</b>	<b>8,15.76</b>	<b>0.00</b>	<b>8,15.76</b>	<b>53,21.66</b>	<b>(-)2.97</b>
<b>4402- Capital Outlay on Soil and Water Conservation</b>							
<b>203- Land Reclamation and Development</b>							
Development of Waste Land and Follow Land	16,96.66	0.00	10,48.47	0.00	10,48.47	27,45.13	(-)38.20
<b>Total - 203</b>	<b>16,96.66</b>	<b>0.00</b>	<b>10,48.47</b>	<b>0.00</b>	<b>10,48.47</b>	<b>27,45.13</b>	<b>(-)38.20</b>

**16. DETAILED STATEMENT OF CAPITAL EXPENDITURE BY MINOR HEADS AND SUBHEADS - contd.**

*Figures in italics represent charged expenditure*

Nature of expenditure	Expenditure during 2014-15	Expenditure during 2015-16			Total	Expenditure to the end of 2015-16	Per cent of Increase(+) / Decrease (-) during the year
		Non-Plan	Plan				
			State Plan	CSS/ CPS *			
<b>EXPENDITURE HEADS (Capital Account)</b>		<i>(₹ in lakh)</i>					
<b>C- Capital Account of Economic Services - Contd.</b>							
<b>(a) Capital Account of Agricultural and Allied Activities - Contd.</b>							
<b>4402- Capital Outlay on Soil and Water Conservation - Concl'd.</b>							
<b>789- Special Component for Scheduled Castes</b>							
Development of Waste Land and Follow Land	99.89	0.00	3,48.30	0.00	3,48.30	4,48.19	248.68
<b>Total - 789</b>	<b>99.89</b>	<b>0.00</b>	<b>3,48.30</b>	<b>0.00</b>	<b>3,48.30</b>	<b>4,48.19</b>	<b>248.68</b>
<b>796- Tribal Area Sub-Plan</b>							
Development of Waste Land and Follow Land	16,90.31	0.00	20,99.73	0.00	20,99.73	37,90.04	24.22
<b>Total - 796</b>	<b>16,90.31</b>	<b>0.00</b>	<b>20,99.73</b>	<b>0.00</b>	<b>20,99.73</b>	<b>37,90.04</b>	<b>24.22</b>
<b>Total - 4402</b>	<b>34,86.86</b>	<b>0.00</b>	<b>34,96.50</b>	<b>0.00</b>	<b>34,96.50</b>	<b>69,83.36</b>	<b>0.28</b>
<b>4403- Capital Outlay on Animal Husbandry</b>							
<b>101- Veterinary Services on Animal Health</b>							
Establishment of Animal Hospital and Strengthening	0.00	0.00	0.00	30.95	30.95	30.95	100.00
Modernisation of Animal Hospitals	20.58	0.00	20.13	0.00	20.13	40.71	(-)2.19
Pet Clinic	19.74	0.00	4.28	0.00	4.28	24.02	(-)78.32
<b>Total - 101</b>	<b>40.32</b>	<b>0.00</b>	<b>24.41</b>	<b>30.95</b>	<b>55.36</b>	<b>95.68</b>	<b>37.30</b>
<b>102- Dairy Development Projects</b>							
Frozen Simen Bank	0.00	0.00	30.00	0.00	30.00	30.00	100.00
<b>Total - 102</b>	<b>0.00</b>	<b>0.00</b>	<b>30.00</b>	<b>0.00</b>	<b>30.00</b>	<b>30.00</b>	<b>100.00</b>

**16. DETAILED STATEMENT OF CAPITAL EXPENDITURE BY MINOR HEADS AND SUBHEADS - contd.**

*Figures in italics represent charged expenditure*

Nature of expenditure	Expenditure during 2014-15	Expenditure during 2015-16			Total	Expenditure to the end of 2015-16	Per cent of Increase(+) / Decrease (-) during the year
		Non-Plan		Plan			
			State Plan	CSS/ CPS *			
<b>EXPENDITURE HEADS (Capital Account)</b>		<i>(₹ in lakh)</i>					
<b>C- Capital Account of Economic Services - Contd.</b>							
<b>(a) Capital Account of Agricultural and Allied Activities - Contd.</b>							
<b>4403- Capital Outlay on Animal Husbandry - Concl'd.</b>							
<b>106- Other Live Stock Development</b>							
RKVY- Establishment of Laboratory at LRS on GMP Standard	5,00.00	0.00	0.00	1,40.00	1,40.00	6,40.00	(-)72.00
RKVY- Frozen Siemen Bull Station	20.02	0.00	80.00	1,20.00	2,00.00	2,20.02	899.00
State Running Farm	51.36	0.00	92.26	0.00	92.26	1,43.62	79.63
<b>Total - 106</b>	<b>5,71.38</b>	<b>0.00</b>	<b>1,72.26</b>	<b>2,60.00</b>	<b>4,32.26</b>	<b>10,03.64</b>	<b>(-)24.35</b>
<b>109- Extention and Training</b>							
Extention and Training	0.00	0.00	2.70	0.00	2.70	2.70	100.00
<b>Total - 109</b>	<b>0.00</b>	<b>0.00</b>	<b>2.70</b>	<b>0.00</b>	<b>2.70</b>	<b>2.70</b>	<b>100.00</b>
<b>796- Tribal Area Sub-Plan</b>							
Direction and Administration	1,45.99	0.00	3,25.21	0.00	3,25.21	4,71.20	122.76
Modernisation of Animal Hospitals	0.00	0.00	44.17	0.00	44.17	44.17	100.00
Extention and Training	0.00	0.00	38.43	0.00	38.43	38.43	100.00
RKVY-Sukar Vikash	21.41	0.00	0.00	0.00	0.00	21.41	(-)100.00
Pet Clinic	9.58	0.00	0.00	0.00	0.00	9.58	(-)100.00
State Running Farm	10.00	0.00	86.69	0.00	86.69	96.69	766.90
<b>Total - 796</b>	<b>1,86.98</b>	<b>0.00</b>	<b>4,94.50</b>	<b>0.00</b>	<b>4,94.50</b>	<b>6,81.48</b>	<b>164.47</b>
<b>800- Other expenditure</b>							
Direction and Administration	40.71	0.00	1,73.83	0.00	1,73.83	2,14.54	327.00
<b>Total - 800</b>	<b>40.71</b>	<b>0.00</b>	<b>1,73.83</b>	<b>0.00</b>	<b>1,73.83</b>	<b>2,14.54</b>	<b>327.00</b>
<b>Total - 4403</b>	<b>8,39.39</b>	<b>0.00</b>	<b>8,97.70</b>	<b>290.95</b>	<b>11,88.65</b>	<b>20,28.04</b>	<b>41.61</b>

**16. DETAILED STATEMENT OF CAPITAL EXPENDITURE BY MINOR HEADS AND SUBHEADS - contd.**

*Figures in italics represent charged expenditure*

Nature of expenditure	Expenditure during 2014-15	Expenditure during 2015-16			Total	Expenditure to the end of 2015-16	Per cent of Increase(+) / Decrease (-) during the year
		Non-Plan		Plan			
			State Plan	CSS/ CPS *			
<b>EXPENDITURE HEADS (Capital Account)</b>		<i>(₹ in lakh)</i>					
<b>C- Capital Account of Economic Services - Contd.</b>							
<b>(a) Capital Account of Agricultural and Allied Activities - Contd.</b>							
<b>4404- Capital Outlay on Dairy Development</b>							
<b>102- Dairy Development Projects</b>							
Regional and District Administration and Extension	2,29.70	0.00	1,12.50	0.00	1,12.50	3,42.20	(-)51.02
Gokul Nagar Yojana	64.07	0.00	1,33.74	0.00	1,33.74	1,97.81	108.74
<b>Total - 102</b>	<b>2,93.77</b>	<b>0.00</b>	<b>2,46.24</b>	<b>0.00</b>	<b>2,46.24</b>	<b>5,40.01</b>	<b>(-)16.18</b>
<b>109- Extention and Training</b>							
Extention and Training	45.00	0.00	0.00	0.00	0.00	45.00	(-)100.00
<b>Total - 109</b>	<b>45.00</b>	<b>0.00</b>	<b>0.00</b>	<b>0.00</b>	<b>0.00</b>	<b>45.00</b>	<b>(-)100.00</b>
<b>190- Investments in Public Sector and other undertakings</b>							
Share Capital to Milk Federation	7,00.00	0.00	5,00.00	0.00	5,00.00	22,00.00	(-)28.57
<b>Total - 190</b>	<b>7,00.00</b>	<b>0.00</b>	<b>5,00.00</b>	<b>0.00</b>	<b>5,00.00</b>	<b>22,00.00</b>	<b>(-)28.57</b>
<b>789- Special Component for Scheduled Castes</b>							
Gokul Nagar Yojana	50.92	0.00	46.52	0.00	46.52	97.44	(-)8.64
<b>Total - 789</b>	<b>50.92</b>	<b>0.00</b>	<b>46.52</b>	<b>0.00</b>	<b>46.52</b>	<b>97.44</b>	<b>(-)8.64</b>
<b>796- Tribal Area Sub-Plan</b>							
Extention and Training	48.10	0.00	20.73	0.00	20.73	68.83	(-)56.90
Gokul Nagar Yojana	1,52.39	0.00	1,50.24	0.00	1,50.24	3,02.63	(-)1.41
<b>Total - 796</b>	<b>2,00.49</b>	<b>0.00</b>	<b>1,70.97</b>	<b>0.00</b>	<b>1,70.97</b>	<b>3,71.46</b>	<b>(-)14.72</b>
<b>Total - 4404</b>	<b>12,90.18</b>	<b>0.00</b>	<b>9,63.73</b>	<b>0.00</b>	<b>9,63.73</b>	<b>32,53.91</b>	<b>(-)25.30</b>

**16. DETAILED STATEMENT OF CAPITAL EXPENDITURE BY MINOR HEADS AND SUBHEADS - contd.**

*Figures in italics represent charged expenditure*

Nature of expenditure	Expenditure during 2014-15	Expenditure during 2015-16			Total	Expenditure to the end of 2015-16	Per cent of Increase(+) / Decrease (-) during the year
		Non-Plan	Plan				
			State Plan	CSS/ CPS *			
<b>EXPENDITURE HEADS (Capital Account)</b>		<i>(₹ in lakh)</i>					
<b>C- Capital Account of Economic Services - Contd.</b>							
<b>(a) Capital Account of Agricultural and Allied Activities - Contd.</b>							
<b>4405- Capital Outlay on Fisheries</b>							
<b>101- Inland Fisheries</b>							
Construction of house for fisherman	1,74.00	0.00	1,98.75	3,03.75	5,02.50	10,24.00	188.79
Mass Insurance, Tube Well, Housing for Fishermen	0.00	0.00	0.00	0.00	0.00	6,15.20	0.00
Reclamation and Renovation of Tank Fisheries	70.98	0.00	1,06.48	0.00	1,06.48	1,77.46	50.01
Fisheries Research Scheme	5.54	0.00	0.11	0.00	0.11	5.65	(-)98.01
Fisheries Domestic Market	9.60	0.00	0.00	0.00	0.00	9.60	(-)100.00
Construction of rearing pond	1,14.82	0.00	4,17.00	0.00	4,17.00	5,31.82	263.18
Construction of house for fishermen (Including Tubewells)	1,41.93	0.00	0.00	0.00	0.00	1,41.93	(-)100.00
Construction of Fish Feed Factory	0.00	0.00	9.00	0.00	9.00	9.00	100.00
Development Scheme of Reservoir Fisheries	0.00	0.00	5,14.00	0.00	5,14.00	5,14.00	100.00
<b>Total : 101</b>	<b>5,16.87</b>	<b>0.00</b>	<b>12,45.34</b>	<b>3,03.75</b>	<b>15,49.09</b>	<b>30,28.66</b>	<b>199.71</b>
<b>789- Special Component Plan for Scheduled Castes-</b>							
Construction of house for fishermen (Including Tubewells)	1,75.50	0.00	37.50	15.04	52.54	5,02.24	(-)70.06
Reclamation and Renovation of Tank Fisheries	15.00	0.00	4.90	0.00	4.90	19.90	(-)67.33
Construction of rearing pond	5.66	0.00	97.77	0.00	97.77	1,03.43	1627.39
Development Scheme of Reservoir Fisheries	0.00	0.00	1,59.34	0.00	1,59.34	1,59.34	100.00
Other schemes each costing rupees one crore and less	0.00	0.00	0.00	0.00	0.00	2,53.73	0.00
<b>Total - 789</b>	<b>1,96.16</b>	<b>0.00</b>	<b>2,99.51</b>	<b>15.04</b>	<b>3,14.55</b>	<b>10,38.64</b>	<b>60.35</b>

**16. DETAILED STATEMENT OF CAPITAL EXPENDITURE BY MINOR HEADS AND SUBHEADS - contd.**

*Figures in italics represent charged expenditure*

Nature of expenditure	Expenditure during 2014-15	Expenditure during 2015-16			Total	Expenditure to the end of 2015-16	Per cent of Increase(+) / Decrease (-) during the year
		Non-Plan	Plan				
			State Plan	CSS/ CPS *			
<b>EXPENDITURE HEADS (Capital Account)</b>		<i>(₹ in lakh)</i>					
<b>C- Capital Account of Economic Services - Contd.</b>							
<b>(a) Capital Account of Agricultural and Allied Activities - Contd.</b>							
<b>4405- Capital Outlay on Fisheries - Contd.</b>							
<b>796- Tribal Area Sub-Plan</b>							
Construction of house for fishermen (Including Tubewells)	0.00	0.00	98.25	71.25	1,69.50	5,35.40	100.00
Housing, lavatory, drinking water and other civic amenities for fishermen	0.00	0.00	0.00	0.00	0.00	2,50.72	0.00
RKVY- Stream I	9.54	0.00	0.00	0.00	0.00	9.54	(-)100.00
Reclamation and Renovation of Tank Fisheries	56.95	0.00	8.17	0.00	8.17	65.12	(-)85.65
Reorganisation of Fish Farmer Training Centre	6.30	0.00	9.05	0.00	9.05	15.35	43.65
Fisheries Domestic Market	18.00	0.00	0.00	0.00	0.00	18.00	(-)100.00
Construction of rearing pond	28.63	0.00	1,92.37	0.00	1,92.37	2,21.00	571.92
Establishment of Fisheries Research and Development Centre	1,44.51	0.00	0.00	0.00	0.00	1,44.51	(-)100.00
Development Scheme of Reservoir Fisheries	0.00	0.00	2,81.14	0.00	2,81.14	2,81.14	100.00
Fisheries Research Scheme	0.00	0.00	7.00	0.00	7.00	7.00	100.00
Other schemes each costing rupees one crore and less	0.00	0.00	0.00	0.00	0.00	72.40	0.00
<b>Total - 796</b>	<b>2,63.93</b>	<b>0.00</b>	<b>5,95.98</b>	<b>71.25</b>	<b>6,67.23</b>	<b>16,20.18</b>	<b>152.81</b>

**16. DETAILED STATEMENT OF CAPITAL EXPENDITURE BY MINOR HEADS AND SUBHEADS - contd.**

*Figures in italics represent charged expenditure*

Nature of expenditure	Expenditure during 2014-15	Expenditure during 2015-16			Total	Expenditure to the end of 2015-16	Per cent of Increase(+) / Decrease (-) during the year	
		Non-Plan		Plan				
			State Plan	CSS/ CPS *				
<b>EXPENDITURE HEADS (Capital Account)</b>		<i>(₹ in lakh)</i>						
<b>C- Capital Account of Economic Services - Contd.</b>								
<b>(a) Capital Account of Agricultural and Allied Activities - Contd.</b>								
<b>4405- Capital Outlay on Fisheries - Concl'd.</b>								
<b>800- Other expenditure</b>								
Housing, Lavatory, Drinking water and other Civic amenities to Fishermen	0.00	0.00	0.00	0.00	0.00	14,12.01	0.00	
Construction of house for fishermen	0.00	0.00	0.00	0.00	0.00	2,00.00	0.00	
Other schemes each costing rupees one crore and less	0.00	0.00	0.00	0.00	0.00	18.07	0.00	
<b>Total - 800</b>	<b>0.00</b>	<b>0.00</b>	<b>0.00</b>	<b>0.00</b>	<b>0.00</b>	<b>16,30.08</b>	<b>0.00</b>	
<b>Total - 4405</b>	<b>9,76.96</b>	<b>0.00</b>	<b>21,40.83</b>	<b>3,90.04</b>	<b>25,30.87</b>	<b>73,17.56</b>	<b>159.06</b>	
<b>4406- Capital Outlay on Forestry and Wild Life</b>								
<b>01- Forestry</b>								
<b>190- Investments in Public Sector and other undertakings</b>								
Grants to Jharkhand State Pollution Control Board	0.00	0.00	0.00	0.00	0.00	1,55.00	0.00	
Grants - in - aid to Jharkhand Zoo Authority	3,00.00	0.00	0.00	0.00	0.00	22,00.00	(-)100.00	
Grants to State Bio - diversity Council	0.00	0.00	0.00	0.00	0.00	1,00.00	0.00	
Share Capital to Jharkhand State Forest Development Corporation	0.00	0.00	0.00	0.00	0.00	5.00	0.00	
Other schemes each costing rupees one crore and less	0.00	0.00	0.00	0.00	0.00	70.00	0.00	
<b>Total - 190</b>	<b>3,00.00</b>	<b>0.00</b>	<b>0.00</b>	<b>0.00</b>	<b>0.00</b>	<b>25,30.00</b>	<b>(-)100.00</b>	
<b>Total - 01</b>	<b>3,00.00</b>	<b>0.00</b>	<b>0.00</b>	<b>0.00</b>	<b>0.00</b>	<b>25,30.00</b>	<b>(-)100.00</b>	



**16. DETAILED STATEMENT OF CAPITAL EXPENDITURE BY MINOR HEADS AND SUBHEADS - contd.**

*Figures in italics represent charged expenditure*

Nature of expenditure	Expenditure during 2014-15	Expenditure during 2015-16			Total	Expenditure to the end of 2015-16	Per cent of Increase(+) / Decrease (-) during the year	
		Non-Plan		Plan				
			State Plan	CSS/ CPS *				
<b>EXPENDITURE HEADS (Capital Account)</b>		<i>(₹ in lakh)</i>						
<b>C- Capital Account of Economic Services - Contd.</b>								
<b>(a) Capital Account of Agricultural and Allied Activities - Contd.</b>								
<b>4406- Capital Outlay on Forestry and Wild Life - Concl'd.</b>								
<b>04- Afforestation and Ecological Development</b>								
<b>190- Investments in Public Sector and other undertakings</b>	0.00	0.00	0.00	0.00	0.00	4,00.00	0.00	
<b>Total - 190</b>	<b>0.00</b>	<b>0.00</b>	<b>0.00</b>	<b>0.00</b>	<b>0.00</b>	<b>4,00.00</b>	<b>0.00</b>	
<b>Total - 04</b>	<b>0.00</b>	<b>0.00</b>	<b>0.00</b>	<b>0.00</b>	<b>0.00</b>	<b>4,00.00</b>	<b>0.00</b>	
<b>Total - 4406</b>	<b>3,00.00</b>	<b>0.00</b>	<b>0.00</b>	<b>0.00</b>	<b>0.00</b>	<b>29,30.00</b>	<b>(-)100.00</b>	
<b>4408- Capital Outlay on Food Storage and Warehousing</b>								
<b>101- Procurement and Supply</b>								
Gown Construction/ Renovation	6,15.40	0.00	7,08.31	0.00	7,08.31	13,23.71	15.10	
<b>Total - 101</b>	<b>6,15.40</b>	<b>0.00</b>	<b>7,08.31</b>	<b>0.00</b>	<b>7,08.31</b>	<b>13,23.71</b>	<b>15.10</b>	
<b>789- Special Component Plan for Scheduled Castes-</b>								
Godown Construction/ Renovation	2,62.72	0.00	2,62.39	0.00	2,62.39	5,25.11	(-)0.13	
<b>Total - 789</b>	<b>2,62.72</b>	<b>0.00</b>	<b>2,62.39</b>	<b>0.00</b>	<b>2,62.39</b>	<b>5,25.11</b>	<b>(-)0.13</b>	
<b>796- Tribal Area Sub-Plan</b>								
Godown Construction/ Renovation	3,61.50	0.00	8,51.87	0.00	8,51.87	12,13.37	135.65	
Construction of Building for Jharkhand State Food and Civil Supply Corporation	0.00	0.00	2,00.00	0.00	2,00.00	2,00.00	100.00	
<b>Total - 796</b>	<b>3,61.50</b>	<b>0.00</b>	<b>10,51.87</b>	<b>0.00</b>	<b>10,51.87</b>	<b>14,13.37</b>	<b>190.97</b>	
<b>Total - 4408</b>	<b>12,39.62</b>	<b>0.00</b>	<b>20,22.57</b>	<b>0.00</b>	<b>20,22.57</b>	<b>32,62.19</b>	<b>63.16</b>	

**16. DETAILED STATEMENT OF CAPITAL EXPENDITURE BY MINOR HEADS AND SUBHEADS - contd.**

*Figures in italics represent charged expenditure*

Nature of expenditure	Expenditure during 2014-15	Expenditure during 2015-16			Total	Expenditure to the end of 2015-16	Per cent of Increase(+) / Decrease (-) during the year
		Non-Plan		Plan			
			State Plan	CSS/ CPS *			
<b>EXPENDITURE HEADS (Capital Account)</b>		<i>(₹ in lakh)</i>					
<b>C- Capital Account of Economic Services - Contd.</b>							
<b>(a) Capital Account of Agricultural and Allied Activities - Contd.</b>							
<b>4425- Capital Outlay on Co-operation</b>							
<b>107- Investments in Credit Co-operatives</b>							
Share Capital Contribution to Apex and other Co-operative Societies	0.00	0.00	9.00	0.00	9.00	9.00	100.00
Other schemes each costing rupees one crore and less	12.30	0.00	0.00	0.00	0.00	1,52.87 (*)	(-)100.00
<b>Total - 107</b>	<b>12.30</b>	<b>0.00</b>	<b>9.00</b>	<b>0.00</b>	<b>9.00</b>	<b>1,61.87 (*)</b>	<b>(-)26.83</b>
<b>108- Investments in Credit Co-operatives</b>							
Share Capital for I.C.D.P. financed by N.C.D.C.	1,00.00	0.00	1,62.41	0.00	1,62.41	9,60.27	62.41
Other schemes each costing rupees one crore and less	0.00	0.00	0.00	0.00	0.00	1,60.00	0.00
<b>Total - 108</b>	<b>1,00.00</b>	<b>0.00</b>	<b>1,62.41</b>	<b>0.00</b>	<b>1,62.41</b>	<b>11,20.27</b>	<b>62.41</b>
<b>190- Investments in Public Sector and other undertakings</b>							
Share Capital for I.C.D.P. financed by N.C.D.C.	0.00	0.00	0.00	0.00	0.00	2,40.00	0.00
Loans to Central Co-operative Banks for Consolidated Co-operative Development Project	0.00	0.00	0.00	0.00	0.00	8,46.26	0.00
Other schemes each costing rupees one crore and less	0.00	0.00	0.00	0.00	0.00	1,15.37	0.00
<b>Total - 190</b>	<b>0.00</b>	<b>0.00</b>	<b>0.00</b>	<b>0.00</b>	<b>0.00</b>	<b>12,01.63</b>	<b>0.00</b>

(\*) Includes ₹ 80.57 lakh relates to Investment in Credit Co-operatives.

**16. DETAILED STATEMENT OF CAPITAL EXPENDITURE BY MINOR HEADS AND SUBHEADS - contd.**

*Figures in italics represent charged expenditure*

Nature of expenditure	Expenditure during 2014-15	Expenditure during 2015-16			Total	Expenditure to the end of 2015-16	Per cent of Increase(+) / Decrease (-) during the year
		Non-Plan	Plan				
			State Plan	CSS/ CPS *			
<b>EXPENDITURE HEADS (Capital Account)</b>		<i>(₹ in lakh)</i>					
<b>C- Capital Account of Economic Services - Contd.</b>							
<b>(a) Capital Account of Agricultural and Allied Activities - Concl'd.</b>							
<b>4425- Capital Outlay on Co-operation - Concl'd.</b>							
<b>195- Investments in Co-operatives</b>							
Share Capital for I.C.D.P. financed by N.C.D.C.	0.00	0.00	0.00	0.00	0.00	45.00	0.00
<b>Total - 195</b>	<b>0.00</b>	<b>0.00</b>	<b>0.00</b>	<b>0.00</b>	<b>0.00</b>	<b>45.00</b>	<b>0.00</b>
<b>789- Special Component Plan for Scheduled Castes</b>							
Share Capital for I.C.D.P. financed by N.C.D.C. for states	35.04	0.00	0.00	0.00	0.00	6,73.62	(-)100.00
Other schemes each costing rupees one crore and less	8.20	0.00	6.00	0.00	6.00	1,20.62	(-)26.83
<b>Total - 789</b>	<b>43.24</b>	<b>0.00</b>	<b>6.00</b>	<b>0.00</b>	<b>6.00</b>	<b>7,94.24</b>	<b>(-)86.12</b>
<b>796- Tribal Area Sub-Plan</b>							
Share Capital to Jharkhand State Co-operative Bank Ltd.	0.00	0.00	0.00	0.00	0.00	1,00.00	0.00
Share Capital for I.C.D.P. financed by N.C.D.C.	0.00	0.00	0.00	0.00	0.00	1,35.00	0.00
Share Capital for I.C.D.P. districts financed by N.C.D.C. for district	1,80.00	0.00	2,54.17	0.00	2,54.17	19,31.17	41.21
Share Capital Contribution to Apex and other Co-operative Societies	0.00	0.00	15.00	0.00	15.00	15.00	100.00
Other schemes each costing rupees one crore and less	20.50	0.00	0.00	0.00	0.00	1,92.46	(-)100.00
<b>Total - 796</b>	<b>2,00.50</b>	<b>0.00</b>	<b>2,69.17</b>	<b>0.00</b>	<b>2,69.17</b>	<b>23,73.63</b>	<b>34.25</b>
<b>Total - 4425</b>	<b>3,56.04</b>	<b>0.00</b>	<b>4,46.58</b>	<b>0.00</b>	<b>4,46.58</b>	<b>56,96.64</b>	<b>25.43</b>
<b>Total - (a)</b>	<b>93,29.77</b>	<b>0.00</b>	<b>1,07,83.67</b>	<b>6,80.99</b>	<b>1,14,64.66</b>	<b>3,67,93.36</b>	<b>22.88</b>

**16. DETAILED STATEMENT OF CAPITAL EXPENDITURE BY MINOR HEADS AND SUBHEADS - contd.**

*Figures in italics represent charged expenditure*

Nature of expenditure	Expenditure during 2014-15	Expenditure during 2015-16			Total	Expenditure to the end of 2015-16	Per cent of Increase(+) / Decrease (-) during the year
		Non-Plan	Plan				
			State Plan	CSS/ CPS *			
<b>EXPENDITURE HEADS (Capital Account)</b>		<i>(₹ in lakh)</i>					
<b>C- Capital Account of Economic Services - Contd.</b>							
<b>(b) Capital Account of Rural Development</b>							
<b>4515- Capital Outlay on other Rural Development Programmes</b>							
<b>102- Dairy Development Projects</b>							
Block Building Renovation	0.00	0.00	4,05.60	0.00	4,05.60	4,05.60	100.00
Block Building Major Work	0.00	0.00	24,03.40	0.00	24,03.40	24,03.40	100.00
<b>Total - 102</b>	<b>0.00</b>	<b>0.00</b>	<b>28,09.00</b>	<b>0.00</b>	<b>28,09.00</b>	<b>28,09.00</b>	<b>100.00</b>
<b>103- Rural Development</b>							
Minimum needs programmes-	0.00	0.00	0.00	0.00	0.00	7,10.01	0.00
Strengthening of old roads	0.00	0.00	0.00	0.00	0.00	0.00	0.00
Minimum needs programmes – Establishment	0.00	0.00	0.00	0.00	0.00	0.00	0.00
Minimum needs programmes	0.00	0.00	0.00	0.00	0.00	1,06.03	0.00
Minimum needs programmes-	0.00	0.00	0.00	0.00	0.00	5,79,02.70	0.00
Minimum needs programmes-	0.00	0.00	0.00	0.00	0.00	0.00	0.00
Construction of rural roads	70,40.61	0.00	4,18,34.87	0.00	4,18,34.87	12,28,33.53	494.19
Minimum needs programmes-	0.00	0.00	0.00	0.00	0.00	0.00	0.00
Rural Roads, C.M's Gram Setu Yojana, Machinery & Equipment and R.E.O.	0.00	0.00	0.00	0.00	0.00	50,20.98	0.00
Minimum needs programme-	0.00	0.00	0.00	0.00	0.00	0.00	0.00
New Bridge/Construction of Bridges	0.00	0.00	0.00	0.00	0.00	1,90.00	0.00
Chief Engineer/Superintending Engineer (Rural Development)	10,01.80	0.00	11,50.48	0.00	11,50.48	1,26,52.14	14.84
Prime Minister's Gram Sadak Yojana-	39,52.00	0.00	0.00	0.00	0.00	39,52.00	(-)100.00
Construction of rural link road	0.00	0.00	0.00	0.00	0.00	1,68,67.26	0.00
Chief Minister Village Bridge Scheme	1,46,14.44	0.00	1,91,50.07	0.00	1,91,50.07	10,60,22.00	31.04

**16. DETAILED STATEMENT OF CAPITAL EXPENDITURE BY MINOR HEADS AND SUBHEADS - contd.**

*Figures in italics represent charged expenditure*

Nature of expenditure	Expenditure during 2014-15	Expenditure during 2015-16			Total	Expenditure to the end of 2015-16	Per cent of Increase(+) / Decrease (-) during the year
		Non-Plan	Plan				
			State Plan	CSS/ CPS *			
<b>EXPENDITURE HEADS (Capital Account)</b>		<i>(₹ in lakh)</i>					
<b>C- Capital Account of Economic Services - Contd.</b>							
<b>(b) Capital Account of Rural Development - Contd.</b>							
<b>4515 Capital Outlay on other Rural Development Programmes - Contd.</b>							
<b>103 Rural Development - Concl'd.</b>							
Implementation of schemes on the recommendation of the Members of Legislative Assembly	36,96.00	0.00	36,96.00	0.00	36,96.00	5,79,63.71	0.00
Implementation of Lok Jal Samridhi Yojana on recommendation of Members of Legislative Assembly	12,32.00	0.00	12,32.00	0.00	12,32.00	1,00,15.63	0.00
Minimum Needs Programme-Strengthening of P.I.U	0.00	0.00	0.00	0.00	0.00	2,53.60	0.00
Minimum Needs Programme-Preparation of D.P.R's under P.M.G.S.Y	0.00	0.00	0.00	0.00	0.00	2,00.00	0.00
Minimum Needs Programme- Land acquisition for connecting Roads under P.M.G.S.Y	50.00	0.00	0.00	0.00	0.00	50.00	(-)100.00
Strengthening of JSRRDA	0.00	0.00	0.00	0.00	0.00	3,00.00	0.00
Construction of Building on Block Level on the Recommendation of 13th Finance commission	2,00,53.49	0.00	0.00	0.00	0.00	2,56,44.97	(-)100.00
Minimum Needs Programme for P.M.G.S.Y bridges	10,00.00	0.00	10,00.00	0.00	10,00.00	34,00.00	0.00
Minimum Needs Programme Consultancy Services	1,93.09	0.00	81.08	0.00	81.08	3,48.45	(-)58.01
Other schemes each costing rupees one crore and less	0.00	0.00	0.00	0.00	0.00	20,98.86	0.00
<b>Total - 103</b>	<b>5,28,33.43</b>	<b>0.00</b>	<b>6,81,44.50</b>	<b>0.00</b>	<b>6,81,44.50</b>	<b>42,65,31.87</b>	<b>28.98</b>

**16. DETAILED STATEMENT OF CAPITAL EXPENDITURE BY MINOR HEADS AND SUBHEADS - contd.**

*Figures in italics represent charged expenditure*

Nature of expenditure	Expenditure during 2014-15	Expenditure during 2015-16			Total	Expenditure to the end of 2015-16	Per cent of Increase(+) / Decrease (-) during the year
		Non-Plan	Plan				
			State Plan	CSS/ CPS *			
<b>EXPENDITURE HEADS (Capital Account)</b>		<i>(₹ in lakh)</i>					
<b>C- Capital Account of Economic Services - Contd.</b>							
<b>(b) Capital Account of Rural Development - Contd.</b>							
<b>4515- Capital Outlay on other Rural Development Programmes - Contd.</b>							
<b>789- Special Component Plan for Scheduled Castes</b>							
Minimum needs programmes- Construction of Rural Roads	66,29.22	0.00	64.25	0.00	64.25	2,52,81.96	(-)99.03
Chief Ministers Rural Bridge Scheme	33,91.16	0.00	34,53.95	0.00	34,53.95	3,08,85.72	1.85
Implementation of Lok Jal Samridhi Yojana on recommendation of Members of Legislative Assembly	4,92.00	0.00	4,87.72	0.00	4,87.72	38,47.60	(-)0.87
Minimum Needs Programme for P.M.G.S.Y bridges	0.00	0.00	0.00	0.00	0.00	3,50.00	0.00
Minimum Needs Programme Consultancy Services	53.14	0.00	0.00	0.00	0.00	1,13.03	(-)100.00
Implementation of schemes on the recommendation of the Members of Legislative Assembly	14,76.00	0.00	14,76.00	0.00	14,76.00	1,42,62.08	0.00
<b>Total - 789</b>	<b>1,20,41.52</b>	<b>0.00</b>	<b>54,81.92</b>	<b>0.00</b>	<b>54,81.92</b>	<b>7,47,40.39</b>	<b>(-)54.47</b>
<b>796- Tribal Area Sub-Plan</b>							
Minimum needs programme establishment	0.00	0.00	0.00	0.00	0.00	2,61,76.72	0.00
Minimum needs programme-Construction of rural roads	3,84,71.49	0.00	5,97,32.82	0.00	5,97,32.82	20,79,79.75	55.27
Minimum needs programme- New Bridge/ Construction of Bridges	0.00	0.00	0.00	0.00	0.00	4,21.66	0.00
Minimum Needs Programme for P.M.G.S.Y bridges	31.91	0.00	10,00.00	0.00	10,00.00	10,31.91	3033.81

**16. DETAILED STATEMENT OF CAPITAL EXPENDITURE BY MINOR HEADS AND SUBHEADS - contd.**

*Figures in italics represent charged expenditure*

Nature of expenditure	Expenditure during 2014-15	Expenditure during 2015-16			Total	Expenditure to the end of 2015-16	Per cent of Increase(+) / Decrease (-) during the year
		Non-Plan		Plan			
			State Plan	CSS/ CPS *			
<b>EXPENDITURE HEADS (Capital Account)</b>		<i>(₹ in lakh)</i>					
<b>C- Capital Account of Economic Services - Contd.</b>							
<b>(b) Capital Account of Rural Development - Contd.</b>							
<b>4515- Capital Outlay on other Rural Development Programmes - Contd.</b>							
<b>796- Tribal Area Sub-Plan - Contd.</b>							
Minimum needs programme	0.00	0.00	0.00	0.00	0.00	31,66.48	0.00
Minimum needs programme- Construction of old roads	0.00	0.00	0.00	0.00	0.00	5,47.02	0.00
Implementation of Lok Jal Samridhi Yojana on recommendation of Members of Legislative Assembly	23,75.98	0.00	23,73.05	0.00	23,73.05	2,82,90.14	(-)0.12
Minimum needs programme-	0.00	0.00	0.00	0.00	0.00	1,66.67	0.00
Minimum Needs Programme-Preparation of D.P.R's under P.M.G.S.Y	0.00	0.00	0.00	0.00	0.00	29,50.00	0.00
Minimum needs Programmes- Implementation and strengthening of Jharkhand State Rural Rorad Development Authority	0.00	0.00	0.00	0.00	0.00	5,00.00	0.00
Minimum Needs Programme Consultancy Services	1,24.43	0.00	3.60	0.00	3.60	2,95.12	(-)97.11
Construction of Building on Block Level on the Recommendation of 13th Finance commission	36,49.46	0.00	0.00	0.00	0.00	1,10,74.46	(-)100.00
Minimum needs programme- Construction of new roads	0.00	0.00	0.00	0.00	0.00	1,06.67	0.00
Minimum Needs Programme- Land acquisition for connecting Roads under P.M.G.S.Y	50.00	0.00	0.00	0.00	0.00	50.00	(-)100.00
Minimum needs programme-	0.00	0.00	0.00	0.00	0.00	0.00	0.00

**16. DETAILED STATEMENT OF CAPITAL EXPENDITURE BY MINOR HEADS AND SUBHEADS - contd.**

*Figures in italics represent charged expenditure*

Nature of expenditure	Expenditure during 2014-15	Expenditure during 2015-16			Total	Expenditure to the end of 2015-16	Per cent of Increase(+) / Decrease (-) during the year
		Non-Plan		Plan			
			State Plan	CSS/ CPS *			
<b>EXPENDITURE HEADS (Capital Account)</b>		<i>(₹ in lakh)</i>					
<b>C- Capital Account of Economic Services - Contd.</b>							
<b>(b) Capital Account of Rural Development - Contd.</b>							
<b>4515- Capital Outlay on other Rural Development Programmes - Contd.</b>							
<b>796- Tribal Area Sub-Plan - Concl'd.</b>							
Rural Roads, C.M's Gram Setu Yojana, Machinery & Equipment and R.E.O.	0.00	0.00	0.00	0.00	0.00	2,23,37.02	0.00
Chief Engineer/Superintending Engineer (Rural Development)	26,11.34	0.00	30,14.07	0.00	30,14.07	3,09,39.18	15.42
Implementation of schemes on the recommendation of the Members of Legislative Assembly	71,27.99	0.00	71,30.92	0.00	71,30.92	11,17,76.11	0.04
Chief Minister Village Bridge Scheme	1,66,83.91	0.00	2,18,45.72	0.00	2,18,45.72	11,22,37.86	30.94
Prime minister's Gram Sadak Yojana- Construction of rural link road World bank aided Scheme	0.00	0.00	0.00	0.00	0.00	2,57,79.54	0.00
Minimum needs programmes – Implementation and Strengthening of Jharkhand State Rural Road Development	0.00	0.00	0.00	0.00	0.00	51,88.27	0.00
Block Building Renovation	0.00	0.00	4,82.65	0.00	4,82.65	4,82.65	100.00
Block Building Major Work	0.00	0.00	30,25.00	0.00	30,25.00	30,25.00	100.00
Minimum Needs Programme Consultancy Services	20.72	0.00	1,10.91	0.00	1,10.91	2,81.91	435.28
Other schemes each costing rupees one crore and less	0.00	0.00	0.00	0.00	0.00	1,97.92	0.00
<b>Total - 796</b>	<b>7,11,47.23</b>	<b>0.00</b>	<b>9,87,18.74</b>	<b>0.00</b>	<b>9,87,18.74</b>	<b>59,52,02.06</b>	<b>38.75</b>



**16. DETAILED STATEMENT OF CAPITAL EXPENDITURE BY MINOR HEADS AND SUBHEADS - contd.**

*Figures in italics represent charged expenditure*

Nature of expenditure	Expenditure during 2014-15	Expenditure during 2015-16			Total	Expenditure to the end of 2015-16	Per cent of Increase(+) / Decrease (-) during the year
		Non-Plan		Plan			
			State Plan	CSS/ CPS *			
<b>EXPENDITURE HEADS (Capital Account)</b>		<i>(₹ in lakh)</i>					
<b>C- Capital Account of Economic Services - Contd.</b>							
<b>(b) Capital Account of Rural Development - Concl'd.</b>							
<b>4515- Capital Outlay on other Rural Development Programmes - Concl'd.</b>							
<b>799- Suspense</b>							
Miscellaneous P.W. Advance	0.00	0.00	0.00	0.00	0.00	1,60.18	0.00
<b>Total - 799</b>	<b>0.00</b>	<b>0.00</b>	<b>0.00</b>	<b>0.00</b>	<b>0.00</b>	<b>1,60.18</b>	<b>0.00</b>
<b>Total - 4515</b>	<b>13,60,22.18</b>	<b>0.00</b>	<b>17,51,54.16</b>	<b>0.00</b>	<b>17,51,54.16</b>	<b>1,09,94,43.50</b>	<b>28.77</b>
<b>Total - (b) Capital Account of Rural Development</b>	<b>13,60,22.18</b>	<b>0.00</b>	<b>17,51,54.16</b>	<b>0.00</b>	<b>17,51,54.16</b>	<b>1,09,94,43.50</b>	<b>28.77</b>
<b>(d) Capital Account of Irrigation and Flood Control-</b>							
<b>4700- Capital Outlay on Major Irrigation-</b>							
<b>02- Major Irrigation-Non-Commercial</b>							
<b>796- Tribal Area Sub-Plan</b>							
Swarnrekha Project- Establishment	0.00	0.00	0.00	0.00	0.00	10,80.96	0.00
Swarnrekha Project (NABARD, R.I.D.F.)- Works	0.00	0.00	0.00	0.00	0.00	3,13,10.90	0.00
Other schemes each costing rupees one crore and less	0.00	0.00	0.00	0.00	0.00	3.13	0.00
<b>Total - 796</b>	<b>0.00</b>	<b>0.00</b>	<b>0.00</b>	<b>0.00</b>	<b>0.00</b>	<b>3,23,94.99</b>	<b>0.00</b>
<b>Total - 02</b>	<b>0.00</b>	<b>0.00</b>	<b>0.00</b>	<b>0.00</b>	<b>0.00</b>	<b>3,23,94.99</b>	<b>0.00</b>

**16. DETAILED STATEMENT OF CAPITAL EXPENDITURE BY MINOR HEADS AND SUBHEADS - contd.**

*Figures in italics represent charged expenditure*

Nature of expenditure	Expenditure during 2014-15	Expenditure during 2015-16			Total	Expenditure to the end of 2015-16	Per cent of Increase(+) / Decrease (-) during the year
		Non-Plan		Plan			
			State Plan	CSS/ CPS *			
<b>EXPENDITURE HEADS (Capital Account)</b>		<i>(₹ in lakh)</i>					
<b>C- Capital Account of Economic Services - Contd.</b>							
<b>(d) Capital Account of Irrigation and Flood Control - Contd.</b>							
<b>4700- Capital Outlay on Major Irrigation - Contd.</b>							
<b>80- General - Contd.</b>							
<b>789- Special Component Plan for Scheduled Castes</b>							
Swaranrekha Projects-(Works)	0.00	0.00	0.00	0.00	0.00	61,90.59	0.00
Swaranrekha Projects-AIBP	0.00	0.00	1,07,98.00	0.00	1,07,98.00	1,97,05.23	100.00
AIBP and other Programmes of Water Resources (Central Share)	0.00	0.00	19,09.59	0.00	19,09.59	19,09.59	100.00
Other schemes each costing rupees one crore and less	0.00	0.00	0.00	0.00	0.00	6,01.60	0.00
<b>Total - 789</b>	<b>0.00</b>	<b>0.00</b>	<b>1,27,07.59</b>	<b>0.00</b>	<b>1,27,07.59</b>	<b>2,84,07.01</b>	<b>100.00</b>
<b>796- Tribal Area Sub-Plan</b>							
Swarnrekha Project- Establishment	0.00	0.00	0.00	0.00	0.00	1,40,17.91	0.00
Surveys and Investigation-Works	0.00	0.00	0.00	0.00	0.00	1,51,07.04	0.00
Swaranrekha Projects-AIBP	38,12.46	0.00	2,63,44.85	0.00	2,63,44.85	4,06,17.13	591.02
Swaranrekha Projects-AIBP (Additional Central Assistance)	3,55,69.55	0.00	1,30,10.85	0.00	1,30,10.85	10,53,09.31	(-)63.42
Swarnrekha Project- (NABARD-R.I.D.F.) - Works	0.00	0.00	0.00	0.00	0.00	1,60,30.95	0.00
Swarnrekha Project (Works)	0.00	0.00	0.00	0.00	0.00	2,09,73.68	0.00
Swarnarekha Project (Orissa/ West Bangal Share)	0.00	0.00	23,33.64	0.00	23,33.64	23,33.64	100.00
AIBP and other Programmes of Water Resources (Central Share)	0.00	0.00	2,60,00.00	0.00	2,60,00.00	2,60,00.00	100.00
Other schemes each costing rupees one crore and less	0.00	0.00	0.00	0.00	0.00	66,86.55 (*)	0.00
<b>Total - 796</b>	<b>3,93,82.01</b>	<b>0.00</b>	<b>6,76,89.34</b>	<b>0.00</b>	<b>6,76,89.34</b>	<b>24,70,76.21</b>	<b>71.88</b>

**16. DETAILED STATEMENT OF CAPITAL EXPENDITURE BY MINOR HEADS AND SUBHEADS - contd.**

*Figures in italics represent charged expenditure*

Nature of expenditure	Expenditure during 2014-15	Expenditure during 2015-16			Total	Expenditure to the end of 2015-16	Per cent of Increase(+) / Decrease (-) during the year	
		Non-Plan	Plan					
			State Plan	CSS/ CPS *				
<b>EXPENDITURE HEADS (Capital Account)</b>		<i>(₹ in lakh)</i>						
<b>C- Capital Account of Economic Services - Contd.</b>								
<b>(d) Capital Account of Irrigation and Flood Control - Contd.</b>								
<b>4700- Capital Outlay on Major Irrigation - Concl'd.</b>								
<b>80- General - Concl'd.</b>								
<b>901- Deduct- Receipts and Recoveries on Capital Account-</b>								
Receipts and Recoveries on Capital Account-	(-)3,24,59.77	0.00	0.00	0.00	0.00	(-)8,44,90.18	(-)100.00	
<b>Total - 901</b>	<b>(-)3,24,59.77</b>	<b>0.00</b>	<b>0.00</b>	<b>0.00</b>	<b>0.00</b>	<b>(-)8,44,90.18</b>	<b>(-)100.00</b>	
<b>Total - 80</b>	<b>69,22.24</b>	<b>0.00</b>	<b>8,03,96.93</b>	<b>0.00</b>	<b>8,03,96.93</b>	<b>19,09,93.04</b>	<b>1061.43</b>	
<b>Total - 4700</b>	<b>69,22.24</b>	<b>0.00</b>	<b>8,03,96.93</b>	<b>0.00</b>	<b>8,03,96.93</b>	<b>22,33,88.03</b>	<b>1061.43</b>	
<b>4701- Capital Outlay on Medium Irrigation-</b>								
<b>02- Major Irrigation - Non-Commercial</b>								
<b>796- Tribal Area Sub-Plan</b>								
Medium Irrigation Project- Establishment	0.00	0.00	0.00	0.00	0.00	14,79.82	0.00	
Medium Irrigation Project (NABARD, R.I.D.F.)	0.00	0.00	0.00	0.00	0.00	5,13.37	0.00	
Medium Irrigation Project (A.I.B.P.)	0.00	0.00	0.00	0.00	0.00	7,97.53	0.00	
<b>Total - 796</b>	<b>0.00</b>	<b>0.00</b>	<b>0.00</b>	<b>0.00</b>	<b>0.00</b>	<b>27,90.72</b>	<b>0.00</b>	
<b>799- Suspense</b>								
Miscellaneous P.W. Advances	0.00	0.00	0.00	0.00	0.00	10,26.23	0.00	
<b>Total - 799</b>	<b>0.00</b>	<b>0.00</b>	<b>0.00</b>	<b>0.00</b>	<b>0.00</b>	<b>10,26.23</b>	<b>0.00</b>	
<b>Total - 02</b>	<b>0.00</b>	<b>0.00</b>	<b>0.00</b>	<b>0.00</b>	<b>0.00</b>	<b>38,16.95</b>	<b>0.00</b>	

Includes (\*) ₹ 1.65 lakh relates to Swarnrekha Projects (Orissa/ West Bengal Share)

**16. DETAILED STATEMENT OF CAPITAL EXPENDITURE BY MINOR HEADS AND SUBHEADS - contd.**

*Figures in italics represent charged expenditure*

Nature of expenditure	Expenditure during 2014-15	Expenditure during 2015-16			Total	Expenditure to the end of 2015-16	Per cent of Increase(+) / Decrease (-) during the year
		Non-Plan	Plan				
			State Plan	CSS/ CPS *			
<b>EXPENDITURE HEADS (Capital Account)</b>		<i>(₹ in lakh)</i>					
<b>C- Capital Account of Economic Services - Contd.</b>							
<b>(d) Capital Account of Irrigation and Flood Control - Contd.</b>							
<b>4701- Capital Outlay on Medium Irrigation - Contd.</b>							
<b>03- Medium Irrigation - Commercial</b>							
<b>799- Suspense</b>							
Miscellaneous Work Advances	14.41	0.00	(-)83.21	0.00	(-)83.21	4,41.29	(-)677.45
<b>Total - 799</b>	<b>14.41</b>	<b>0.00</b>	<b>(-)83.21</b>	<b>0.00</b>	<b>(-)83.21</b>	<b>4,41.29</b>	<b>(-)677.45</b>
<b>Total - 03</b>	<b>14.41</b>	<b>0.00</b>	<b>(-)83.21</b>	<b>0.00</b>	<b>(-)83.21</b>	<b>4,41.29</b>	<b>(-)677.45</b>
<b>80- General</b>							
<b>789- Special Component Plan for Scheduled Castes</b>							
Chotanagpur and Santhal Paraganas Irrigation Project- Works	0.00	0.00	0.00	0.00	0.00	31,03.20	0.00
Konal Irrigation Scheme	0.00	0.00	0.00	0.00	0.00	9,00.00	0.00
Amant Barrage Scheme	0.00	0.00	0.00	0.00	0.00	20,00.00	0.00
Keso Reservoir Scheme	0.00	0.00	0.00	0.00	0.00	10,00.00	0.00
North Koel Reservoir Scheme	0.00	0.00	0.00	0.00	0.00	19,54.90	0.00
Shuru Reservoir Scheme	0.00	0.00	0.00	0.00	0.00	1,00.04	0.00
Ajay Barrage Scheme	0.00	0.00	0.00	0.00	0.00	2,30.37	0.00
Re-establishment of Irrigation Schemes	1,93.15	0.00	3,65.97	0.00	3,65.97	16,14.89	89.47
Panchkhero Reservoir Scheme	0.00	0.00	0.00	0.00	0.00	3,23.76	0.00
Nakti Reservoir Scheme	0.00	0.00	0.00	0.00	0.00	2,00.00	0.00
Gumani Reservoir Scheme	0.00	0.00	0.00	0.00	0.00	4,22.29	0.00
Upper Sunkh Reservoir Scheme	0.00	0.00	0.00	0.00	0.00	4,25.54	0.00

**16. DETAILED STATEMENT OF CAPITAL EXPENDITURE BY MINOR HEADS AND SUBHEADS - contd.**

*Figures in italics represent charged expenditure*

Nature of expenditure	Expenditure during 2014-15	Expenditure during 2015-16			Total	Expenditure to the end of 2015-16	Per cent of Increase(+) / Decrease (-) during the year
		Non-Plan	Plan				
			State Plan	CSS/ CPS *			
<b>EXPENDITURE HEADS (Capital Account)</b>		<i>(₹ in lakh)</i>					
<b>C- Capital Account of Economic Services - Contd.</b>							
<b>(d) Capital Account of Irrigation and Flood Control - Contd.</b>							
<b>4701- Capital Outlay on Medium Irrigation - Contd.</b>							
<b>80- General - Contd.</b>							
<b>789- Special Component Plan for Scheduled Castes - Contd.</b>							
Sonua Reservoir Scheme	0.00	0.00	0.00	0.00	0.00	1,51.00	0.00
Garhi Reservoir Scheme	0.00	0.00	0.00	0.00	0.00	2,00.00	0.00
Medium Irrigation Project- (Works)	0.00	0.00	0.00	0.00	0.00	5,11.38	0.00
Medium Irrigation Project- (Works) (AIBP)	0.00	0.00	0.00	0.00	0.00	8,44.03	0.00
Chotanagpur and Santhal Paraganas Irrigation Projects-Works-AIBP	0.00	0.00	0.00	0.00	0.00	2,60.00	0.00
Medium Irrigation Project- (Works)	0.00	0.00	0.00	0.00	0.00	2,20.00	0.00
Chotanagpur and Santhal Paraganas Projects-Works- (RIDF-NABARD)	0.00	0.00	0.00	0.00	0.00	2,00.00	0.00
Construction of Current Schemes under Medium Irrigation Project	0.00	0.00	23,63.06	0.00	23,63.06	58,84.90	100.00
Construction of New schemes under Medium Irrigation Project	0.87	0.00	0.00	0.00	0.00	1,30.06	(-)100.00
Construction of Current Schemes under Chhotanagpur and Santhal Pargana Irrigation Project	8,63.41	0.00	12,22.07	0.00	12,22.07	51,47.94	41.54
Re-establishment of Irrigation Schemes	0.00	0.00	0.00	0.00	0.00	17.03	0.00
Construction of new building and repair of old building	7,34.69	0.00	1,60.63	0.00	1,60.63	14,06.67	(-)78.14
Construction of on going schemes under medium irrigation project AIBP	9,84.61	0.00	0.00	0.00	0.00	23,82.56	(-)100.00

**16. DETAILED STATEMENT OF CAPITAL EXPENDITURE BY MINOR HEADS AND SUBHEADS - contd.**

*Figures in italics represent charged expenditure*

Nature of expenditure	Expenditure during 2014-15	Expenditure during 2015-16			Total	Expenditure to the end of 2015-16	Per cent of Increase(+) / Decrease (-) during the year
		Non-Plan	Plan				
			State Plan	CSS/ CPS *			
<b>EXPENDITURE HEADS (Capital Account)</b>		<i>(₹ in lakh)</i>					
<b>C- Capital Account of Economic Services - Contd.</b>							
<b>(d) Capital Account of Irrigation and Flood Control - Contd.</b>							
<b>4701- Capital Outlay on Medium Irrigation - Contd.</b>							
<b>80- General - Contd.</b>							
<b>789- Special Component Plan for Scheduled Castes - Concl'd.</b>							
Other schemes each costing rupees one crore and less	0.00	0.00	0.00	0.00	0.00	3,59.51	0.00
<b>Total - 789</b>	<b>27,76.73</b>	<b>0.00</b>	<b>41,11.73</b>	<b>0.00</b>	<b>41,11.73</b>	<b>2,99,90.07</b>	<b>48.08</b>
<b>796- Tribal Area Sub-Plan</b>							
Medium Irrigation Project-Establishment	0.00	0.00	0.00	0.00	0.00	0.00	0.00
Medium Irrigation Project (Works)-(NABARD, R.I.D.F)	0.00	0.00	0.00	0.00	0.00	1,05,01.60	0.00
Nakti Reservoir Scheme	0.00	0.00	0.00	0.00	0.00	11,58.11	0.00
Sonua Reservoir Scheme	0.00	0.00	0.00	0.00	0.00	5,41.98	0.00
Upper Sankh Reservoir Scheme	0.00	0.00	0.00	0.00	0.00	3,81.00	0.00
Gumani Barrage Scheme	0.00	0.00	0.00	0.00	0.00	7,49.54	0.00
Ajay Barrage Scheme	0.00	0.00	0.00	0.00	0.00	11,36.00	0.00
Garhi Reservoir Scheme	0.00	0.00	0.00	0.00	0.00	9,88.26	0.00
Shuru Reservoir Scheme	0.00	0.00	0.00	0.00	0.00	8,00.00	0.00
Ramrekha Reservoir Scheme	0.00	0.00	0.00	0.00	0.00	3,00.00	0.00
Re-establishment of Irrigation Scheme	5,22.00	0.00	5,68.39	0.00	5,68.39	4,61.45	0.00
Construction of Current Schemes under Medium Irrigation Project	0.00	0.00	14,70.62	0.00	14,70.62	42,23.63	8.89
						1,10,54.17	100.00

**16. DETAILED STATEMENT OF CAPITAL EXPENDITURE BY MINOR HEADS AND SUBHEADS - contd.**

*Figures in italics represent charged expenditure*

Nature of expenditure	Expenditure during 2014-15	Expenditure during 2015-16			Total	Expenditure to the end of 2015-16	Per cent of Increase(+) / Decrease (-) during the year
		Non-Plan		Plan			
			State Plan	CSS/ CPS *			
<b>EXPENDITURE HEADS (Capital Account)</b>		<i>(₹ in lakh)</i>					
<b>C- Capital Account of Economic Services - Contd.</b>							
<b>(d) Capital Account of Irrigation and Flood Control - Contd.</b>							
<b>4701- Capital Outlay on Medium Irrigation - Contd.</b>							
<b>80- General - Contd.</b>							
<b>796- Tribal Area Sub-Plan - Contd.</b>							
Construction of new Schemes under Medium Irrigation Project	0.00	0.00	0.00	0.00	0.00	5,50.70	0.00
Medium Irrigation Project- Works	0.00	0.00	0.00	0.00	0.00	0.00	0.00
Medium Irrigation Project- Works (AIBP)	0.00	0.00	0.00	0.00	0.00	46,32.79	0.00
Medium Irrigation Project (NABARD, R.I.D.F.)-Ajay Barrage Projects- Works	0.00	0.00	0.00	0.00	0.00	0.00	0.00
Survey Investigation and Strengthening Survey, Investigation, Consultancy and Evaluation	0.00	0.00	0.00	0.00	0.00	3,07,22.44	0.00
Survey Investigation Project (A.I.B.P.)- Works	0.00	0.00	0.00	0.00	0.00	9,17.89	0.00
Supervision, Research, Consultancy and evaluation	1,22.90	0.00	0.00	0.00	0.00	1,09.43	100.00
Construction of on going AIBP schemes under Medium Irrigation Projects	19,08.83	0.00	0.00	0.00	0.00	0.00	(-)100.00
E-governance	68.86	0.00	32.41	0.00	32.41	53,35.94	(-)100.00
Residual work & Liability of Medium Irrigation Project to be completed in 2011-12	23,50.78	0.00	28,37.76	0.00	28,37.76	2,42.77	(-)52.93
ERM of Complete Irrigation Scheme	17,43.15	0.00	19,19.29	0.00	19,19.29	72,45.96	20.72
						45,05.07	10.10

**16. DETAILED STATEMENT OF CAPITAL EXPENDITURE BY MINOR HEADS AND SUBHEADS - contd.**

*Figures in italics represent charged expenditure*

Nature of expenditure	Expenditure during 2014-15	Expenditure during 2015-16			Total	Expenditure to the end of 2015-16	Per cent of Increase(+) / Decrease (-) during the year	
		Non-Plan		Plan				
			State Plan	CSS/ CPS *				
<b>EXPENDITURE HEADS (Capital Account)</b>		<i>(₹ in lakh)</i>						
<b>C- Capital Account of Economic Services - Contd.</b>								
<b>(d) Capital Account of Irrigation and Flood Control - Contd.</b>								
<b>4701- Capital Outlay on Medium Irrigation - Contd.</b>								
<b>80- General - Contd.</b>								
<b>796- Tribal Area Sub-Plan - Concl'd.</b>								
Repair of old vehicles and purchase of new vehicles	0.00	0.00	0.00	0.00	0.00	23.42	0.00	
Maintenance of Buildings	17.90	0.00	57.44	0.00	57.44	1,43.81	220.89	
Training, Workshop and Seminar	9.23	0.00	2.83	0.00	2.83	57.42	(-)69.34	
Construction of on going AIBP schemes under Medium Irrigation Projects (Additional Central Assistance)	3,00.37	0.00	0.00	0.00	0.00	21,27.76	(-)100.00	
Other schemes each costing rupees one crore and less	0.00	0.00	0.00	0.00	0.00	8,82.59	0.00	
<b>Total - 796</b>	<b>70,44.02</b>	<b>0.00</b>	<b>69,98.17</b>	<b>0.00</b>	<b>69,98.17</b>	<b>10,28,49.67</b>	<b>(-)0.65</b>	
<b>799- Suspense</b>	0.00	0.00	0.00	0.00	0.00	32,68.75	0.00	
<b>Total - 799</b>	<b>0.00</b>	<b>0.00</b>	<b>0.00</b>	<b>0.00</b>	<b>0.00</b>	<b>32,68.75</b>	<b>0.00</b>	
<b>800- Other expenditure</b>								
Jharkhand State Irrigation Project-Establishment	0.00	0.00	0.00	0.00	0.00	16,84.25	0.00	
Chotanagpur and Santhal Paraganas Irrigation Projects- Establishment	0.00	0.00	0.00	0.00	0.00	81,74.00	0.00	
Chotanagpur and Santhal Paraganas Irrigation Projects- Works	0.00	0.00	0.00	0.00	0.00	3,23,52.27	0.00	
Chotanagpur and Santhal Paraganas Project (Works)	0.00	0.00	0.00	0.00	0.00	8,84.46	0.00	



**16. DETAILED STATEMENT OF CAPITAL EXPENDITURE BY MINOR HEADS AND SUBHEADS - contd.**

*Figures in italics represent charged expenditure*

Nature of expenditure	Expenditure during 2014-15	Expenditure during 2015-16			Total	Expenditure to the end of 2015-16	Per cent of Increase(+) / Decrease (-) during the year
		Non-Plan		Plan			
			State Plan	CSS/ CPS *			
<b>EXPENDITURE HEADS (Capital Account)</b>		<i>(₹ in lakh)</i>					
<b>C- Capital Account of Economic Services - Contd.</b>							
<b>(d) Capital Account of Irrigation and Flood Control - Contd.</b>							
<b>4701- Capital Outlay on Medium Irrigation - Contd.</b>							
<b>80- General - Contd.</b>							
<b>800- Other expenditure - Contd.</b>							
State Share for Panchkhero Reservoir Scheme under Chhotanagpur and Santhal Pargana Irrigation Project (Works) (AIBP)	0.00	0.00	0.00	0.00	0.00	5,00.00	0.00
Bhairava Reservoir Scheme under Chhotanagpur and Santhal Pargana Irrigation Project	0.00	0.00	0.00	0.00	0.00	2,75.00	0.00
Konar Irrigation Project	0.00	0.00	0.00	0.00	0.00	10,36.75	0.00
Amanat Barrage Scheme	0.00	0.00	0.00	0.00	0.00	10,00.00	0.00
Kesho Reservoir Scheme	0.00	0.00	0.00	0.00	0.00	10,00.00	0.00
North Koel Reservoir Scheme	0.00	0.00	0.00	0.00	0.00	16,57.65	0.00
Re-establishment of Irrigation Scheme	5,53.74	0.00	15,71.35	0.00	15,71.35	41,32.68	183.77
E.R.M. of Complete Irrigation Scheme	8,86.69	0.00	20,97.28	0.00	20,97.28	56,59.56	136.53
State share for Panchkhero Reservoir Project under (AIBP) Chotanagpur and Santhal Paraganas Project (works) under Bhairva Reservoir	0.00	0.00	0.00	0.00	0.00	12,06.08	0.00
Construction of current schemes under Chotanagpur and Santhal Paraganas Irrigation Project works	0.00	0.00	55,11.35	0.00	55,11.35	2,04,41.92	100.00

**16. DETAILED STATEMENT OF CAPITAL EXPENDITURE BY MINOR HEADS AND SUBHEADS - contd.**

*Figures in italics represent charged expenditure*

Nature of expenditure	Expenditure during 2014-15	Expenditure during 2015-16			Total	Expenditure to the end of 2015-16	Per cent of Increase(+) / Decrease (-) during the year
		Non-Plan		Plan			
			State Plan	CSS/ CPS *			
<b>EXPENDITURE HEADS (Capital Account)</b>		<i>(₹ in lakh)</i>					
<b>C- Capital Account of Economic Services - Contd.</b>							
<b>(d) Capital Account of Irrigation and Flood Control - Contd.</b>							
<b>4701- Capital Outlay on Medium Irrigation - Concl'd.</b>							
<b>80- General - Concl'd.</b>							
<b>800- Other expenditure - Concl'd.</b>							
Construction of on going scheme under Chotanagpur and Santhal Paragna under AIBP	11,28.64	0.00	0.00	0.00	0.00	37,12.54	(-)100.00
Bhairva Reservoir Scheme under Chotanagpur and Santhal Paraganas Irrigation Project (Works) (RIDE, NABARD)	0.00	0.00	0.00	0.00	0.00	14,00.00	0.00
Technical Control and Supervision	0.00	0.00	0.00	0.00	0.00	1,60.15	0.00
Residual work & Liability of Medium Irrigation Project to be completed in 2011-12	14,18.02	0.00	52,20.12	0.00	52,20.12	93,63.66	268.13
Survey, Investigation, Consultancy and Evaluation	1,64.55	0.00	32.59	0.00	32.59	2,70.63	(-)80.19
Other schemes each costing rupees one crore and less	0.00	0.00	0.00	0.00	0.00	2,18.52	0.00
<b>Total - 800</b>	<b>41,51.64</b>	<b>0.00</b>	<b>1,44,32.69</b>	<b>0.00</b>	<b>1,44,32.69</b>	<b>9,51,30.12</b>	<b>247.64</b>
<b>Total - 80</b>	<b>1,39,72.39</b>	<b>0.00</b>	<b>2,55,42.59</b>	<b>0.00</b>	<b>2,55,42.59</b>	<b>23,12,38.61</b>	<b>82.81</b>
<b>Total - 4701</b>	<b>1,39,86.80</b>	<b>0.00</b>	<b>2,54,59.38</b>	<b>0.00</b>	<b>2,54,59.38</b>	<b>23,54,96.85</b>	<b>82.02</b>

**16. DETAILED STATEMENT OF CAPITAL EXPENDITURE BY MINOR HEADS AND SUBHEADS - contd.**

*Figures in italics represent charged expenditure*

Nature of expenditure	Expenditure during 2014-15	Expenditure during 2015-16			Total	Expenditure to the end of 2015-16	Per cent of Increase(+) / Decrease (-) during the year
		Non-Plan		Plan			
			State Plan	CSS/ CPS *			
<b>EXPENDITURE HEADS (Capital Account)</b>		<i>(₹ in lakh)</i>					
<b>C- Capital Account of Economic Services - Contd.</b>							
<b>(d) Capital Account of Irrigation and Flood Control - Contd.</b>							
<b>4702- Capital Outlay on Minor Irrigation</b>							
<b>101- Surface Water</b>							
Minor Irrigation	0.00	0.00	0.00	0.00	0.00	90,24.52	0.00
Survey, Investigation, Consultancy and Evaluation	0.00	0.00	21.81	0.00	21.81	21.81	100.00
Construction of on going Minor Irrigation Scheme	6,09.60	0.00	4,76.73	0.00	4,76.73	54,96.48	(-)21.80
Construction of New Minor Irrigation Scheme	6,77.22	0.00	4,50.96	0.00	4,50.96	40,51.44	(-)33.41
Maintenance and Re-establishment of old Minor Irrigation Schemes	15,38.98	0.00	14,21.41	0.00	14,21.41	45,91.57	(-)7.64
Construction of Minor Irrigation Schemes AIBP	7,72.34	0.00	4.16	0.00	4.16	64,90.52	(-)99.46
Construction of Minor Irrigation Schemes AIBP (Central Share)	19,49.17	0.00	0.00	0.00	0.00	1,35,55.11	(-)100.00
AIBP and other Programmes of Water Resouces (Central Share)	0.00	0.00	68.47	0.00	68.47	68.47	100.00
Construction & Renovation of Building / Godown and Office	0.00	0.00	84.74	0.00	84.74	84.74	100.00
Construction of New/Incomplete Lift Irrigation Schemes	0.00	0.00	0.00	0.00	0.00	2,12.16	0.00
Re-establishment works of Life Irrigation cum Construction of Micro lift Schemes	0.00	0.00	0.00	0.00	0.00	1,37.78	0.00
Re-establishment works of Medium Irrigation Scheme under completion of incomplete Minor Irrigation Scheme	0.00	0.00	0.00	0.00	0.00	8,87.99	0.00
Re-establishment works of Water Bodies (State Share)	0.00	0.00	0.00	0.00	0.00	4,96.61	0.00

**16. DETAILED STATEMENT OF CAPITAL EXPENDITURE BY MINOR HEADS AND SUBHEADS - contd.**

*Figures in italics represent charged expenditure*

Nature of expenditure	Expenditure during 2014-15	Expenditure during 2015-16			Total	Expenditure to the end of 2015-16	Per cent of Increase(+) / Decrease (-) during the year	
		Non-Plan	Plan					
			State Plan	CSS/ CPS *				
<b>EXPENDITURE HEADS (Capital Account)</b>		<i>(₹ in lakh)</i>						
<b>C- Capital Account of Economic Services - Contd.</b>								
<b>(d) Capital Account of Irrigation and Flood Control - Contd.</b>								
<b>4702- Capital Outlay on Minor Irrigation - Contd.</b>								
<b>101- Surface Water - Concltd.</b>								
Repairing work of old vehicles under Minor Irrigation	0.00	0.00	0.00	0.00	0.00	95.81	0.00	
Preparation of Minor Irrigation Scheme (under AIBP)	0.00	0.00	0.00	0.00	0.00	3,07.96	0.00	
Grant for pay to Jharkhand State Water Society & JHALCO	2,68.31	0.00	4,07.16	0.00	4,07.16	12,31.97	51.75	
Preparation of Minor Irrigation Scheme	0.00	0.00	0.00	0.00	0.00	4,76.92	0.00	
Other schemes each costing Rs. one crore and less	25.00	0.00	0.00	0.00	0.00	6,68.71	(-)100.00	
<b>Total - 101</b>	<b>58,40.62</b>	<b>0.00</b>	<b>29,35.44</b>	<b>0.00</b>	<b>29,35.44</b>	<b>4,79,00.57</b>	<b>(-)49.74</b>	
<b>102- Ground Water</b>								
Loans from NABARD for completion of new/ incomplete irrigation schemes	0.00	0.00	0.00	0.00	0.00	71,58.55	0.00	
Other schemes each costing rupees one crore and less	0.00	0.00	0.00	0.00	0.00	15.00	0.00	
<b>Total - 102</b>	<b>0.00</b>	<b>0.00</b>	<b>0.00</b>	<b>0.00</b>	<b>0.00</b>	<b>71,73.55</b>	<b>0.00</b>	
<b>789- Special Component Plan for Scheduled Castes</b>								
Construction of Minor Irrigation Schemes (Current Scheme)	0.00	0.00	0.00	0.00	0.00	2,43.31	0.00	
Preparation of Minor Irrigation Schemes	0.00	0.00	0.00	0.00	0.00	15,44.43	0.00	
Finance and Re-establishment of old Minor Irrigation Schemes	91.47	0.00	0.00	0.00	0.00	4,19.42	(-)100.00	

**16. DETAILED STATEMENT OF CAPITAL EXPENDITURE BY MINOR HEADS AND SUBHEADS - contd.**

*Figures in italics represent charged expenditure*

Nature of expenditure	Expenditure during 2014-15	Expenditure during 2015-16			Total	Expenditure to the end of 2015-16	Per cent of Increase(+) / Decrease (-) during the year
		Non-Plan		Plan			
			State Plan	CSS/ CPS *			
<b>EXPENDITURE HEADS (Capital Account)</b>		<i>(₹ in lakh)</i>					
<b>C- Capital Account of Economic Services - Contd.</b>							
<b>(d) Capital Account of Irrigation and Flood Control - Contd.</b>							
<b>4702- Capital Outlay on Minor Irrigation - Contd.</b>							
<b>789- Special Component Plan for Scheduled Castes - Concl'd.</b>							
Irrigation schemes (New Schemes)	0.00	0.00	0.00	0.00	0.00	11,17.59	0.00
AIBP and other Programmes of Water Resouces (Central Share)	1,05.25	0.00	0.00	0.00	0.00	1,05.25	(-)100.00
Contruaction of Minor Irrigation Schemes - AIBP	27.83	0.00	0.00	0.00	0.00	27.83	(-)100.00
Preparation of New/Incomplete Lift Irrigation Schemes	0.00	0.00	0.00	0.00	0.00	1,61.93	0.00
Construction of 10 feet/20 feet diameter Irrigation Well	0.00	0.00	0.00	0.00	0.00	1,27.78	0.00
Loans from NABARD for New/Incomplete Medium Irrigation Schemes	0.00	0.00	0.00	0.00	0.00	5,87.31	0.00
Other schemes each costing rupees one crore and less	0.00	0.00	0.00	0.00	0.00	2,16.08	0.00
<b>Total - 789</b>	<b>2,24.55</b>	<b>0.00</b>	<b>0.00</b>	<b>0.00</b>	<b>0.00</b>	<b>45,50.93</b>	<b>(-)100.00</b>
<b>796 Tribal Area Sub-Plan</b>							
Minor Irrigation	0.00	0.00	0.00	0.00	0.00	10,41.51	0.00
Construction of Minor Irrigation Schemes	0.00	0.00	0.00	0.00	0.00	17,07.47	0.00
Construction of new/incomplete lift irrigation schemes	0.00	0.00	0.00	0.00	0.00	11,37.39	0.00
Construction of On-going Minor Irrigation Projects	3,26.54	0.00	1,81.00	0.00	1,81.00	5,07.54	(-)44.57

**16. DETAILED STATEMENT OF CAPITAL EXPENDITURE BY MINOR HEADS AND SUBHEADS - contd.**

*Figures in italics represent charged expenditure*

Nature of expenditure	Expenditure during 2014-15	Expenditure during 2015-16			Total	Expenditure to the end of 2015-16	Per cent of Increase(+) / Decrease (-) during the year
		Non-Plan	Plan				
			State Plan	CSS/ CPS *			
<b>EXPENDITURE HEADS (Capital Account)</b>		<i>(₹ in lakh)</i>					
<b>C- Capital Account of Economic Services - Contd.</b>							
<b>(d) Capital Account of Irrigation and Flood Control - Contd.</b>							
<b>4702- Capital Outlay on Minor Irrigation - Contd.</b>							
<b>796- Tribal Area Sub-Plan - Contd.</b>							
Construction of New Minor Irrigation Projects	8,43.73	0.00	9,94.97	0.00	9,94.97	18,38.70	17.93
AIBP and other Programmes of Water Resouces (Central Share)	33,13.49	0.00	13.59	0.00	13.59	33,27.08	(-)99.59
Maintenance and Re-establishment of old Minor Irrigation Schemes	10,65.77	0.00	1,22.00	0.00	1,22.00	26,73.52	(-)88.55
Ground Water Survey of new schemes/ Artificial reprocurment and water conservation	0.00	0.00	1.20	0.00	1.20	5.92	100.00
Execution of surface Water Scheme	0.00	0.00	0.00	0.00	0.00	28,53.09	0.00
Execution of Ground Water Scheme	0.00	0.00	0.00	0.00	0.00	52,76.18	0.00
Implementation of Ground Water Scheme	0.00	0.00	0.00	0.00	0.00	27,55.19	0.00
Re-establishment of Lift Irrigation Scheme cum Construction of Micro lift Scheme under New/Incomplete Lift Irrigation Scheme	0.00	0.00	0.00	0.00	0.00	1,13.54	0.00
Preparation of Check Dam/Medium Irrigation Scheme under New/Incomplete Medium Irrigation Scheme	0.00	0.00	0.00	0.00	0.00	3,13.44	0.00
Survey, Investigation, Consultancy and Evaluation	0.00	0.00	22.99	0.00	22.99	22.99	100.00
Construction & Renovation of Building / Godown and Office	0.00	0.00	30.70	0.00	30.70	30.70	100.00
Restoration Work of Water Bodies	0.00	0.00	0.00	0.00	0.00	0.00	0.00

**16. DETAILED STATEMENT OF CAPITAL EXPENDITURE BY MINOR HEADS AND SUBHEADS - contd.**

*Figures in italics represent charged expenditure*

Nature of expenditure	Expenditure during 2014-15	Expenditure during 2015-16			Total	Expenditure to the end of 2015-16	Per cent of Increase(+) / Decrease (-) during the year
		Non-Plan	Plan				
			State Plan	CSS/ CPS *			
<b>EXPENDITURE HEADS (Capital Account)</b>		<i>(₹ in lakh)</i>					
<b>C- Capital Account of Economic Services - Contd.</b>							
<b>(d) Capital Account of Irrigation and Flood Control - Contd.</b>							
<b>4702- Capital Outlay on Minor Irrigation - Contd.</b>							
<b>796- Tribal Area Sub-Plan - Concl'd.</b>							
Rationalisation of Minor Irrigation Statistics	0.00	0.00	0.00	0.00	16.12	16.12	100.00
				16.12 (*)			
Construction of Minor Irrigation Schemes (Current scheme)	0.00	0.00	0.00	0.00	0.00	13,29.20	0.00
Construction of Minor Irrigation Schemes (New scheme)	0.00	0.00	0.00	0.00	0.00	17,58.82	0.00
Construction of Minor Irrigation Schemes AIBP	11,63.29	0.00	24.17	0.00	24.17	62,08.81	(-)97.92
Re-establishment work of Medium Irrigation Scheme under completion of incomplete Minor Irrigation Schemes	0.00	0.00	0.00	0.00	0.00	3,72.03	0.00
Construction of minor irrigation scheme AIBP (Central Share)	9,70.59	0.00	0.00	0.00	0.00	2,97,74.57	(-)100.00
Grant for pay to Jharkhand State Water Society & JHALCO	2,68.30	0.00	4,07.16	0.00	4,07.16	12,31.96	51.76
E-Governance	14.19	0.00	0.00	0.00	0.00	82.08	(-)100.00
Other schemes each costing rupees one crore and less	15.74	0.00	0.22	0.00	0.22	8,80.99	(-)98.60
<b>Total - 796</b>	<b>79,81.64</b>	<b>0.00</b>	<b>17,98.00</b>	<b>16.12 (*)</b>	<b>18,14.12</b>	<b>6,52,58.84</b>	<b>(-)77.27</b>

**16. DETAILED STATEMENT OF CAPITAL EXPENDITURE BY MINOR HEADS AND SUBHEADS - contd.**

*Figures in italics represent charged expenditure*

Nature of expenditure	Expenditure during 2014-15	Expenditure during 2015-16			Total	Expenditure to the end of 2015-16	Per cent of Increase(+) / Decrease (-) during the year
		Non-Plan	Plan				
			State Plan	CSS/ CPS *			
<b>EXPENDITURE HEADS (Capital Account)</b>		<i>(₹ in lakh)</i>					
<b>C- Capital Account of Economic Services - Contd.</b>							
<b>(d) Capital Account of Irrigation and Flood Control - Contd.</b>							
<b>4702- Capital Outlay on Minor Irrigation - Concltd.</b>							
<b>799- Suspense</b>							
Miscellaneous Work Advances	15.22	0.00	7.39	0.00	7.39	5,15.26	(-)51.45
<b>Total - 799</b>	<b>15.22</b>	<b>0.00</b>	<b>7.39</b>	<b>0.00</b>	<b>7.39</b>	<b>5,15.26</b>	<b>(-)51.45</b>
<b>Total - 4702</b>	<b>1,40,62.03</b>	<b>0.00</b>	<b>47,40.83</b>	<b>16.12 (*)</b>	<b>47,56.95</b>	<b>12,53,99.15</b>	<b>(-)66.17</b>
<b>Grants-in-aid ₹ 8,15.17</b>							
<b>4711- Capital Outlay on Flood Control Projects-</b>							
<b>01- Flood Control</b>							
<b>103- Civil Works</b>							
Maintenance	0.00	0.00	0.00	0.00	0.00	1,79.38	0.00
<b>Total - 103</b>	<b>0.00</b>	<b>0.00</b>	<b>0.00</b>	<b>0.00</b>	<b>0.00</b>	<b>1,79.38</b>	<b>0.00</b>
<b>789- Special Component Plan for Scheduled Castes-</b>							
Construction of New Flood Control/ Anti Erosion Works	3,88.15	0.00	3,64.93	0.00	3,64.93	7,53.08	(-)5.98
Construction on on-going Flood Control Schemes	50.00	0.00	3,12.36	0.00	3,12.36	3,62.36	524.72
Other schemes each costing rupees one crore and less	0.00	0.00	0.00	0.00	0.00	2,91.00	0.00
<b>Total - 789</b>	<b>4,38.15</b>	<b>0.00</b>	<b>6,77.29</b>	<b>0.00</b>	<b>6,77.29</b>	<b>14,06.44</b>	<b>54.58</b>
<b>796- Tribal Area Sub-Plan</b>							
Maintenance	0.00	0.00	0.00	0.00	0.00	1,71.49	0.00
Flood Protection and Anti Erosion-Civil Works	0.00	0.00	0.00	0.00	0.00	13,33.43	0.00



**16. DETAILED STATEMENT OF CAPITAL EXPENDITURE BY MINOR HEADS AND SUBHEADS - contd.**

*Figures in italics represent charged expenditure*

Nature of expenditure	Expenditure during 2014-15	Expenditure during 2015-16			Total	Expenditure to the end of 2015-16	Per cent of Increase(+) / Decrease (-) during the year
		Non-Plan	Plan				
			State Plan	CSS/ CPS *			
<b>EXPENDITURE HEADS (Capital Account)</b>		<i>(₹ in lakh)</i>					
<b>C- Capital Account of Economic Services - Contd.</b>							
<b>(d) Capital Account of Irrigation and Flood Control - Concl'd.</b>							
<b>4711- Capital Outlay on Flood Control Projects - Concl'd.</b>							
<b>01- Flood Control - Contd.</b>							
<b>796- Tribal Area Sub-Plan - Concl'd.</b>							
Flood Protection and Anti Erosion (CSS)	0.00	0.00	0.00	0.00	0.00	5,15.10	0.00
Flood Protection and Anti Erosion- Civil Works	0.00	0.00	0.00	0.00	0.00	8,03.28	0.00
Construction/ Implementation of flood control schemes	4,20.00	0.00	18,89.63	0.00	18,89.63	42,30.11	349.91
Implementation of flood control/ anti erosion works	11,99.41	0.00	14,80.00	0.00	14,80.00	44,53.83	23.39
Implementation of new flood control/ anti erosion works	8,65.47	0.00	10,33.90	0.00	10,33.90	34,80.77	19.46
Other schemes each costing rupees one crore and less	0.00	0.00	0.00	0.00	0.00	2,10.26	0.00
<b>Total - 796</b>	<b>24,84.88</b>	<b>0.00</b>	<b>44,03.53</b>	<b>0.00</b>	<b>44,03.53</b>	<b>1,51,98.27</b>	<b>77.21</b>
<b>901- Deduct-Receipts and Recoveries on Capital Account Flood Protection and Anti Erosion-</b>							
Flood Protection and Anti Erosion- Civil Works	0.00	0.00	0.00	0.00	0.00	(-)20,00.00	0.00
<b>Total - 901</b>	<b>0.00</b>	<b>0.00</b>	<b>0.00</b>	<b>0.00</b>	<b>0.00</b>	<b>(-)20,00.00</b>	<b>0.00</b>
<b>Total - 01</b>	<b>29,23.03</b>	<b>0.00</b>	<b>50,80.82</b>	<b>0.00</b>	<b>50,80.82</b>	<b>1,47,84.09</b>	<b>73.82</b>
<b>Total - 4711</b>	<b>29,23.03</b>	<b>0.00</b>	<b>50,80.82</b>	<b>0.00</b>	<b>50,80.82</b>	<b>1,47,84.09</b>	<b>73.82</b>
<b>Total - (d) Capital Account of Irrigation and Flood Control</b>	<b>3,78,94.10</b>	<b>0.00</b>	<b>11,56,77.96</b>	<b>0.00</b>	<b>11,56,94.08</b>	<b>59,90,68.12</b>	<b>205.31</b>
				<b>16.12</b>	<b>(*)</b>		

**16. DETAILED STATEMENT OF CAPITAL EXPENDITURE BY MINOR HEADS AND SUBHEADS - contd.**

*Figures in italics represent charged expenditure*

Nature of expenditure	Expenditure during 2014-15	Expenditure during 2015-16			Total	Expenditure to the end of 2015-16	Per cent of Increase(+) / Decrease (-) during the year
		Non-Plan		Plan			
			State Plan	CSS/ CPS *			
<b>EXPENDITURE HEADS (Capital Account)</b>		<i>(₹ in lakh)</i>					
<b>C- Capital Account of Economic Services - Contd.</b>							
<b>(e) Capital Account of Energy</b>							
<b>4801- Capital Outlay on Power Projects</b>							
<b>01- Hydel Generation</b>							
<b>796- Tribal Area Sub-Plan</b>							
Electrification in Harijan Mohalla	0.00	0.00	0.00	0.00	0.00	37,01.05	0.00
Rural Electrification- Grants-in-aid	0.00	0.00	0.00	0.00	0.00	64,22.00	0.00
Grants for A.D.P.	0.00	0.00	0.00	0.00	0.00	26,00.00	0.00
<b>Total - 796</b>	<b>0.00</b>	<b>0.00</b>	<b>0.00</b>	<b>0.00</b>	<b>0.00</b>	<b>1,27,23.05</b>	<b>0.00</b>
<b>800- Other expenditure-</b>							
Rural Electrification Grants	0.00	0.00	0.00	0.00	0.00	57,00.00	0.00
Grants for A.D.P	0.00	0.00	0.00	0.00	0.00	14,00.00	0.00
<b>Total - 800</b>	<b>0.00</b>	<b>0.00</b>	<b>0.00</b>	<b>0.00</b>	<b>0.00</b>	<b>71,00.00</b>	<b>0.00</b>
<b>Total - 01</b>	<b>0.00</b>	<b>0.00</b>	<b>0.00</b>	<b>0.00</b>	<b>0.00</b>	<b>1,98,23.05</b>	<b>0.00</b>
<b>02- Thermal Power Generation-</b>							
<b>800- Other expenditure</b>							
Investments in Public Sector Undertaking and Other Undertaking (Share contribution to T.V.N.L)	0.00	0.00	0.00	0.00	0.00	5,00.00	0.00
<b>Total - 02</b>	<b>0.00</b>	<b>0.00</b>	<b>0.00</b>	<b>0.00</b>	<b>0.00</b>	<b>5,00.00</b>	<b>0.00</b>
<b>Total - 4801</b>	<b>0.00</b>	<b>0.00</b>	<b>0.00</b>	<b>0.00</b>	<b>0.00</b>	<b>2,03,23.05</b>	<b>0.00</b>
<b>Total - (e) Capital Account of Energy</b>	<b>0.00</b>	<b>0.00</b>	<b>0.00</b>	<b>0.00</b>	<b>0.00</b>	<b>2,03,23.05</b>	<b>0.00</b>

**16. DETAILED STATEMENT OF CAPITAL EXPENDITURE BY MINOR HEADS AND SUBHEADS - contd.**

*Figures in italics represent charged expenditure*

Nature of expenditure	Expenditure during 2014-15	Expenditure during 2015-16			Total	Expenditure to the end of 2015-16	Per cent of Increase(+) / Decrease (-) during the year
		Non-Plan	Plan				
			State Plan	CSS/ CPS *			
<b>EXPENDITURE HEADS (Capital Account)</b>		<i>(₹ in lakh)</i>					
<b>C- Capital Account of Economic Services - Contd.</b>							
<b>(f) Capital Account of Industry and Minerals</b>							
<b>4853- Capital Outlay on Non-Ferrous Mining and Metallurgical Industries-</b>							
<b>02- Non-Ferrous Metals</b>							
<b>004- Research and Development</b>							
Other schemes each costing rupees one crore and less	16.35	0.00	0.00	0.00	0.00	26.35	(-)100.00
<b>Total - 004</b>	<b>16.35</b>	<b>0.00</b>	<b>0.00</b>	<b>0.00</b>	<b>0.00</b>	<b>26.35</b>	<b>(-)100.00</b>
<b>190- Investments in Public Sector and other undertakings</b>							
Mines Development Corporation of Jharkhand State	0.00	0.00	0.00	0.00	0.00	2,00.00	0.00
<b>Total - 190</b>	<b>0.00</b>	<b>0.00</b>	<b>0.00</b>	<b>0.00</b>	<b>0.00</b>	<b>2,00.00</b>	<b>0.00</b>
<b>800- Other expenditure</b>							
Mining Establishment- Major works	0.00	0.00	0.00	0.00	0.00	4,03.58	0.00
Other schemes each costing rupees one crore and less	0.00	0.00	0.00	0.00	0.00	1,08.07	0.00
<b>Total - 800</b>	<b>0.00</b>	<b>0.00</b>	<b>0.00</b>	<b>0.00</b>	<b>0.00</b>	<b>5,11.65</b>	<b>0.00</b>
<b>Total - 02</b>	<b>16.35</b>	<b>0.00</b>	<b>0.00</b>	<b>0.00</b>	<b>0.00</b>	<b>7,38.00</b>	<b>(-)100.00</b>
<b>Total - 4853</b>	<b>16.35</b>	<b>0.00</b>	<b>0.00</b>	<b>0.00</b>	<b>0.00</b>	<b>7,38.00</b>	<b>(-)100.00</b>
<b>4885- Other Capital Outlay on Industries and Minerals</b>							
<b>60- Others</b>							
<b>796- Tribal Area Sub-Plan</b>							
Share capital for JIIDCO	1,00.00	0.00	1,00.00	0.00	1,00.00	9,00.00	0.00

**16. DETAILED STATEMENT OF CAPITAL EXPENDITURE BY MINOR HEADS AND SUBHEADS - contd.**

*Figures in italics represent charged expenditure*

Nature of expenditure	Expenditure during 2014-15	Expenditure during 2015-16			Total	Expenditure to the end of 2015-16	Per cent of Increase(+) / Decrease (-) during the year
		Non-Plan		Plan			
			State Plan	CSS/ CPS *			
<b>EXPENDITURE HEADS (Capital Account)</b>		<i>(₹ in lakh)</i>					
<b>C- Capital Account of Economic Services - Contd.</b>							
<b>(f) Capital Account of Industry and Minerals - Concl'd.</b>							
<b>4885- Other Capital Outlay on Industries and Minerals - Concl'd.</b>							
<b>60- Others - Concl'd.</b>							
<b>796- Tribal Area Sub-Plan - Concl'd.</b>							
Other schemes each costing rupees one crore and less	0.00	0.00	0.00	0.00	0.00	0.00	0.00
<b>Total - 796</b>	<b>1,00.00</b>	<b>0.00</b>	<b>1,00.00</b>	<b>0.00</b>	<b>1,00.00</b>	<b>9,00.00</b>	<b>0.00</b>
<b>Total - 60</b>	<b>1,00.00</b>	<b>0.00</b>	<b>1,00.00</b>	<b>0.00</b>	<b>1,00.00</b>	<b>9,00.00</b>	<b>0.00</b>
<b>Total - 4885</b>	<b>1,00.00</b>	<b>0.00</b>	<b>1,00.00</b>	<b>0.00</b>	<b>1,00.00</b>	<b>9,00.00</b>	<b>0.00</b>
<b>Total - (f)</b>	<b>1,16.35</b>	<b>0.00</b>	<b>1,00.00</b>	<b>0.00</b>	<b>1,00.00</b>	<b>16,38.00</b>	<b>(-)14.05</b>
<b>(g) Capital Account of Transport</b>							
<b>5053- Capital Outlay on Civil Aviation</b>							
<b>02- Air Ports</b>							
<b>102- Aerodromes</b>							
Fund allocation for construction of State Air base At Ranchi Airport	5,00.00	0.00	0.00	0.00	0.00	5,00.00	(-)100.00
Land Acquisition of Extension of Deoghar Airport, Deoghar	0.00	0.00	1,00,00.00	0.00	1,00,00.00	1,00,00.00	100.00
Construction and Development of base infrastructure for Jharkhand flying Institute	1,72.65	0.00	0.00	0.00	0.00	1,72.65	(-)100.00

**16. DETAILED STATEMENT OF CAPITAL EXPENDITURE BY MINOR HEADS AND SUBHEADS - contd.**

*Figures in italics represent charged expenditure*

Nature of expenditure	Expenditure during 2014-15	Expenditure during 2015-16			Total	Expenditure to the end of 2015-16	Per cent of Increase(+) / Decrease (-) during the year
		Non-Plan		Plan			
			State Plan	CSS/ CPS *			
<b>EXPENDITURE HEADS (Capital Account)</b>		<i>(₹ in lakh)</i>					
<b>C- Capital Account of Economic Services - Contd.</b>							
<b>(g) Capital Account of Transport - Contd.</b>							
<b>5053- Capital Outlay on Civil Aviation - Concl'd.</b>							
<b>02- Air Ports - Concl'd.</b>							
<b>102- Aerodromes - Concl'd.</b>							
Construction and expansion of runway for different district Headquarters	3,00.00	0.00	0.00	0.00	0.00	3,00.00	(-)100.00
Construction of helipad with all facilities to 10 Tourist places in Jharkhand	7,00.00	0.00	0.00	0.00	0.00	7,00.00	(-)100.00
Aquisition of Land for extension of Birsa Munda Airport, Ranchi	0.00	0.00	0.00	0.00	0.00	1,10,00.00	0.00
<b>Total - 102</b>	<b>16,72.65</b>	<b>0.00</b>	<b>1,00,00.00</b>	<b>0.00</b>	<b>1,00,00.00</b>	<b>2,26,72.65</b>	<b>497.85</b>
<b>Total - 02</b>	<b>16,72.65</b>	<b>0.00</b>	<b>1,00,00.00</b>	<b>0.00</b>	<b>1,00,00.00</b>	<b>2,26,72.65</b>	<b>497.85</b>
<b>80- General</b>							
<b>003- Training</b>							
Establishment of Sona-sobran flying Academy, Dumka	5,00.00	0.00	0.00	0.00	0.00	5,00.00	(-)100.00
<b>Total - 003</b>	<b>5,00.00</b>	<b>0.00</b>	<b>0.00</b>	<b>0.00</b>	<b>0.00</b>	<b>5,00.00</b>	<b>(-)100.00</b>
<b>Total - 80</b>	<b>5,00.00</b>	<b>0.00</b>	<b>0.00</b>	<b>0.00</b>	<b>0.00</b>	<b>5,00.00</b>	<b>(-)100.00</b>
<b>Total - 5053</b>	<b>21,72.65</b>	<b>0.00</b>	<b>1,00,00.00</b>	<b>0.00</b>	<b>1,00,00.00</b>	<b>2,31,72.65</b>	<b>360.27</b>
<b>5054- Capital Outlay on Roads and Bridges</b>							
<b>03- State Highways</b>							
<b>052- Machinery and Equipment</b>							
Machinery and Equipment	0.00	0.00	2,20.00	0.00	2,20.00	10,12.84	100.00
Other schemes each costing rupees one crore and less	0.00	0.00	0.00	0.00	0.00	5.91	0.00
<b>Total - 052</b>	<b>0.00</b>	<b>0.00</b>	<b>2,20.00</b>	<b>0.00</b>	<b>2,20.00</b>	<b>10,18.75</b>	<b>100.00</b>

**16. DETAILED STATEMENT OF CAPITAL EXPENDITURE BY MINOR HEADS AND SUBHEADS - contd.**

*Figures in italics represent charged expenditure*

Nature of expenditure	Expenditure during 2014-15	Expenditure during 2015-16			Total	Expenditure to the end of 2015-16	Per cent of Increase(+) / Decrease (-) during the year
		Non-Plan		Plan			
			State Plan	CSS/ CPS *			
<b>EXPENDITURE HEADS (Capital Account)</b>		<i>(₹ in lakh)</i>					
<b>C- Capital Account of Economic Services - Contd.</b>							
<b>(g) Capital Account of Transport - Contd.</b>							
<b>5054- Capital Outlay on Roads and Bridges - Contd.</b>							
<b>03- State Highways - Contd.</b>							
<b>101- Bridges</b>							
Bridges (Current Scheme)	0.00	0.00	1,02,93.11	0.00	1,02,93.11	1,96,61.13	100.00
Bridges (New Schemes)	53,01.02	0.00	0.00	0.00	0.00	1,93,84.78	(-)100.00
<b>Total - 101</b>	<b>53,01.02</b>	<b>0.00</b>	<b>1,02,93.11</b>	<b>0.00</b>	<b>1,02,93.11</b>	<b>3,90,45.91</b>	<b>94.17</b>
<b>337- Road Works</b>							
Major Roads (New Scheme)	0.00	0.00	0.00	0.00	0.00	1,36,19.22	0.00
Major Roads	7,37,52.14	0.00	10,60,21.91	0.00	10,60,21.91	32,83,19.87	43.75
Major Roads- Current Scheme and New Scheme	0.00	0.00	0.00	0.00	0.00	1,50,70.46	0.00
Major Roads-	0.00	0.00	0.00	0.00	0.00	11,07.01	0.00
Loans from the Asian Development Bank for Widening and Strengthening of 2-4 lane of State Highways	30,00.00	0.00	9,70.38	0.00	9,70.38	1,79,34.74	(-)67.65
Road construction under Central Road Fund	0.00	0.00	0.00	0.00	0.00	18,35.06	0.00
<b>Total - 337</b>	<b>7,67,52.14</b>	<b>0.00</b>	<b>10,69,92.29</b>	<b>0.00</b>	<b>10,69,92.29</b>	<b>37,78,86.36</b>	<b>39.40</b>
<b>796- Tribal Area Sub-Plan</b>							
Major Roads-Current Schemes and New Schemes	0.00	0.00	0.00	0.00	0.00	3,08,19.78	0.00
Major Roads (New Schemes)	0.00	0.00	0.00	0.00	0.00	2,35,50.60	0.00
Major Roads	10,42,00.00	0.00	15,93,01.93	0.00	15,93,01.93	54,97,96.41	52.88

**16. DETAILED STATEMENT OF CAPITAL EXPENDITURE BY MINOR HEADS AND SUBHEADS - contd.**

*Figures in italics represent charged expenditure*

Nature of expenditure	Expenditure during 2014-15	Expenditure during 2015-16			Total	Expenditure to the end of 2015-16	Per cent of Increase(+) / Decrease (-) during the year
		Non-Plan	Plan				
			State Plan	CSS/ CPS *			
<b>EXPENDITURE HEADS (Capital Account)</b>		<i>(₹ in lakh)</i>					
<b>C- Capital Account of Economic Services - Contd.</b>							
<b>(g) Capital Account of Transport - Contd.</b>							
<b>5054- Capital Outlay on Roads and Bridges - Concl'd.</b>							
<b>03- State Highways - Concl'd.</b>							
<b>796- Tribal Area Sub-Plan - Concl'd.</b>							
Bridges	93,11.67	0.00	87,03.71	0.00	87,03.71	4,53,74.00	(-)6.53
Bridges (New Scheme)	0.00	0.00	0.00	0.00	0.00	20,94.01	0.00
Bridges-Current Scheme and New Schemes	0.00	0.00	0.00	0.00	0.00	16,55.79	0.00
Major Roads- Loans from Asian Development Bank for Widening and Strengthening of 2-4 lane of State Highways	1,37,00.00	0.00	1,89,24.82	0.00	1,89,24.82	8,31,68.31	38.14
State Highway Authority of Jharkhand Grant	0.00	0.00	0.00	0.00	0.00	5,00.00	0.00
BOT (ANNUITY) Annuity Payment of BOY (Annuity) Project	3,07,48.87	0.00	2,82,75.19	0.00	2,82,75.19	9,21,75.71	(-)8.04
Machinery and equipments	3.51	0.00	3,46.13	0.00	3,46.13	5,68.91	9761.25
Other schemes each costing rupees one crore and less	0.00	0.00	0.00	0.00	0.00	3,38.27	0.00
<b>Total - 796</b>	<b>15,79,64.05</b>	<b>0.00</b>	<b>21,55,51.78</b>	<b>0.00</b>	<b>21,55,51.78</b>	<b>83,00,41.79</b>	<b>36.46</b>
<b>799- Suspense-</b>							
Miscellaneous Work Advance	35,82.24	0.00	43,26.18	0.00	43,26.18	5,96,07.33	20.77
Stock	0.00	0.00	0.00	0.00	0.00	(-)1.26	0.00
<b>Total - 799</b>	<b>35,82.24</b>	<b>0.00</b>	<b>43,26.18</b>	<b>0.00</b>	<b>43,26.18</b>	<b>5,96,06.07</b>	<b>20.77</b>
<b>Total - 03</b>	<b>24,35,99.45</b>	<b>0.00</b>	<b>33,73,83.36</b>	<b>0.00</b>	<b>33,73,83.36</b>	<b>1,30,75,98.88</b>	<b>38.50</b>
<b>Total - 5054</b>	<b>24,35,99.45</b>	<b>0.00</b>	<b>33,73,83.36</b>	<b>0.00</b>	<b>33,73,83.36</b>	<b>1,30,75,98.88</b>	<b>38.50</b>
<b>Salary ₹ 65.88</b>							

**16. DETAILED STATEMENT OF CAPITAL EXPENDITURE BY MINOR HEADS AND SUBHEADS - contd.**

*Figures in italics represent charged expenditure*

Nature of expenditure	Expenditure during 2014-15	Expenditure during 2015-16			Total	Expenditure to the end of 2015-16	Per cent of Increase(+) / Decrease (-) during the year
		Non-Plan	Plan				
			State Plan	CSS/ CPS *			
<b>EXPENDITURE HEADS (Capital Account)</b>		<i>(₹ in lakh)</i>					
<b>C- Capital Account of Economic Services - Contd.</b>							
<b>(g) Capital Account of Transport - Contd.</b>							
<b>5055- Capital Outlay on Road Transport</b>							
<b>190- Investments in Public Sector and other undertakings</b>							
Strengthening of Transport Directorate including construction of buildings check posts & Purchase of Vehicles	93.43	0.00	40.37	0.00	40.37	22,34.95	(-)56.79
Bihar State Transport Corporation (Revival Package)	0.00	0.00	0.00	0.00	0.00	5,00.00	0.00
Construction of Temporary Check Post	0.00	0.00	19.71	0.00	19.71	19.71	100.00
Machinery and Equipment- Purchase of soundless generator	17.02	0.00	5.19	0.00	5.19	4,54.33	(-)69.51
Project Monitoring Unit (PMU) Transport	0.00	0.00	96.54	0.00	96.54	96.54	100.00
Renovation and Repair of the Offices and Workshop of State Road Transport Jharkhand	0.00	0.00	0.00	0.00	0.00	1,35.82	0.00
Other schemes each costing rupees one crore and less	5.76	0.00	0.00	0.00	0.00	1,90.39	(-)100.00
<b>Total - 190</b>	<b>1,16.21</b>	<b>0.00</b>	<b>1,61.81</b>	<b>0.00</b>	<b>1,61.81</b>	<b>36,31.74</b>	<b>39.24</b>
<b>796- Tribal Area Sub-Plan-</b>							
Strengthening of Transport Directorate/ Temporary Check Posts	36.36	0.00	16.13	0.00	16.13	4,83.60	(-)55.64
Strengthening of Transport - Construction of Buildings	0.00	0.00	0.00	0.00	0.00	3,14.44	0.00



**16. DETAILED STATEMENT OF CAPITAL EXPENDITURE BY MINOR HEADS AND SUBHEADS - contd.**

*Figures in italics represent charged expenditure*

Nature of expenditure	Expenditure during 2014-15	Expenditure during 2015-16			Total	Expenditure to the end of 2015-16	Per cent of Increase(+) / Decrease (-) during the year
		Non-Plan	Plan				
			State Plan	CSS/ CPS *			
<b>EXPENDITURE HEADS (Capital Account)</b>		<i>(₹ in lakh)</i>					
<b>C- Capital Account of Economic Services - Contd.</b>							
<b>(g) Capital Account of Transport - Concl'd.</b>							
<b>5055- Capital Outlay on Road Transport - Concl'd.</b>							
<b>796- Tribal Area Sub-Plan - Concl'd.</b>							
Machinery and Equipment - Purchase of soundless generator	0.00	0.00	0.00	0.00	0.00	2,39.71	0.00
Machinery and Equipment	44.43	0.00	20.97	0.00	20.97	3,36.29	(-)52.80
Smart Card	0.00	0.00	27.09	0.00	27.09	27.09	100.00
Bihar State Transport Corporation (Revival Package)	0.00	0.00	0.00	0.00	0.00	5,50.00	0.00
Other schemes each costing rupees one crore and less	26.00	0.00	9.97	0.00	9.97	4,91.22	(-)61.65
<b>Total - 796</b>	<b>1,06.79</b>	<b>0.00</b>	<b>74.16</b>	<b>0.00</b>	<b>74.16</b>	<b>24,42.35</b>	<b>(-)30.56</b>
<b>Total - 5055</b>	<b>2,23.00</b>	<b>0.00</b>	<b>2,35.97</b>	<b>0.00</b>	<b>2,35.97</b>	<b>60,74.09</b>	<b>5.82</b>
<b>5075- Capital Outlay on Other Transport Services</b>							
<b>60- Others</b>							
<b>190- Investments in Public Sector and other undertakings</b>							
Assistance Grants to Railway for various Railway Projects in Jharkhand State	0.00	0.00	0.00	0.00	0.00	2,68,53.44	0.00
<b>Total 190</b>	<b>0.00</b>	<b>0.00</b>	<b>0.00</b>	<b>0.00</b>	<b>0.00</b>	<b>2,68,53.44</b>	<b>0.00</b>
<b>796- Tribal Area Sub-Plan</b>							
Assistance Grants to Railway for various Railway Projects in Jharkhand State	0.00	0.00	0.00	0.00	0.00	3,52,29.37	0.00
<b>Total 796</b>	<b>0.00</b>	<b>0.00</b>	<b>0.00</b>	<b>0.00</b>	<b>0.00</b>	<b>3,52,29.37</b>	<b>0.00</b>
<b>Total - 5075</b>	<b>0.00</b>	<b>0.00</b>	<b>0.00</b>	<b>0.00</b>	<b>0.00</b>	<b>6,20,82.81</b>	<b>0.00</b>
<b>Total - (g)</b>	<b>24,59,95.10</b>	<b>0.00</b>	<b>34,76,19.33</b>	<b>0.00</b>	<b>34,76,19.33</b>	<b>1,39,89,28.43</b>	<b>41.31</b>

**16. DETAILED STATEMENT OF CAPITAL EXPENDITURE BY MINOR HEADS AND SUBHEADS - contd.**

*Figures in italics represent charged expenditure*

Nature of expenditure	Expenditure during 2014-15	Expenditure during 2015-16			Total	Expenditure to the end of 2015-16	Per cent of Increase(+) / Decrease (-) during the year
		Non-Plan	Plan				
			State Plan	CSS/ CPS *			
<b>EXPENDITURE HEADS (Capital Account)</b>		<i>(₹ in lakh)</i>					
<b>C- Capital Account of Economic Services - Contd.</b>							
<b>(j) Capital Account of General Economic Services</b>							
<b>5452- Capital Outlay on Tourism</b>							
<b>80- General</b>							
<b>104- Promotion and Publicity</b>							
Construction of Underdeveloped Tourist Spots	0.00	0.00	0.00	0.00	0.00	6,36.07	0.00
Consolidated development of Tourism schemes, land acquisition/ Road facilities, Tourist Information Centre, Adventure Tourism etc. (Current)	4,15.93	0.00	5,60.00	0.00	5,60.00	23,36.13	34.64
Consolidated development of Tourism schemes, land acquisition/ Road facilities, Tourist Information Centre, adventure Tourism etc. (New)	5,89.60	0.00	31,55.20	0.00	31,55.20	46,86.97	435.14
Construction of Underdeveloped Tourist spots (new scheme)	0.00	0.00	0.00	0.00	0.00	13,96.32	0.00
Promotion	0.00	0.00	0.00	0.00	0.00	2,00.00	0.00
Overall Development of New Schemes- Land Acquisition/Purchase/Transfer	0.00	0.00	0.00	0.00	0.00	20,00.64	0.00
Overall Development of new schemes- Consolidated Development of Tourist Spots and Destination	0.00	0.00	0.00	0.00	0.00	17,77.87	0.00
Construction of Roadway Facilities	0.00	0.00	0.00	0.00	0.00	17,80.00	0.00

**16. DETAILED STATEMENT OF CAPITAL EXPENDITURE BY MINOR HEADS AND SUBHEADS - contd.**

*Figures in italics represent charged expenditure*

Nature of expenditure	Expenditure during 2014-15	Expenditure during 2015-16			Total	Expenditure to the end of 2015-16	Per cent of Increase(+) / Decrease (-) during the year
		Non-Plan	Plan				
			State Plan	CSS/ CPS *			
<b>EXPENDITURE HEADS (Capital Account)</b>		<i>(₹ in lakh)</i>					
<b>C- Capital Account of Economic Services - Contd.</b>							
<b>(j) Capital Account of General Economic Services - Contd.</b>							
<b>5452- Capital Outlay on Tourism - Contd.</b>							
<b>80- General - Contd.</b>							
<b>104- Promotion and Publicity - Concl'd.</b>							
Construction of Underdeveloped Tourist Spots-Land Acquisition/Purchase/Transfer (Current)	0.00	0.00	0.00	0.00	0.00	1,42.32	0.00
Share Capital of Jharkhand Tourism Development Corporation	15.00	0.00	2,00.00	0.00	2,00.00	3,15.00 (*)	1233.33
Other schemes each costing rupees one crore and less	0.00	0.00	0.00	0.00	0.00	5,70.19 (#)	0.00
<b>Total - 104</b>	<b>10,20.53</b>	<b>0.00</b>	<b>39,15.20</b>	<b>0.00</b>	<b>39,15.20</b>	<b>1,58,41.51</b>	<b>283.64</b>
<b>789- Special Component Plan for Scheduled Castes</b>							
Construction of Underdeveloped Tourist Spots- Suitable Development of Tourist Spots and Destination	0.00	0.00	0.00	0.00	0.00	1,22.84	0.00
Other schemes each costing rupees one crore and less	0.00	0.00	0.00	0.00	0.00	15.00	0.00
<b>Total - 789</b>	<b>0.00</b>	<b>0.00</b>	<b>0.00</b>	<b>0.00</b>	<b>0.00</b>	<b>1,37.84</b>	<b>0.00</b>

(\*) ₹ 90.00 lakh transferred from "other Schemes"

(#) ₹ 90.00 lakh transferred to Share Capital to Jharkhand Tourism Development Corporation.

**16. DETAILED STATEMENT OF CAPITAL EXPENDITURE BY MINOR HEADS AND SUBHEADS - contd.**

*Figures in italics represent charged expenditure*

Nature of expenditure	Expenditure during 2014-15	Expenditure during 2015-16			Total	Expenditure to the end of 2015-16	Per cent of Increase(+) / Decrease (-) during the year
		Non-Plan	Plan				
			State Plan	CSS/ CPS *			
<b>EXPENDITURE HEADS (Capital Account)</b>		<i>(₹ in lakh)</i>					
<b>C- Capital Account of Economic Services - Contd.</b>							
<b>(j) Capital Account of General Economic Services - Contd.</b>							
<b>5452- Capital Outlay on Tourism - Contd.</b>							
<b>80- General - Contd.</b>							
<b>796- Tribal Area Sub-Plan</b>							
Construction of roads in Tourist Places	0.00	0.00	0.00	0.00	0.00	1,78.17	0.00
Construction of Underdeveloped Tourist Spot	0.00	0.00	0.00	0.00	0.00	9,83.94	0.00
State Share (for Government of India Assisted Projects)	0.00	0.00	0.00	0.00	0.00	3,00.00	0.00
Overall Development New Schemes- Consolidated Development of Tourist Spots and Destinations	0.00	0.00	0.00	0.00	0.00	15,57.95	0.00
Overall Development of New Schemes- Land Acquisition/Purchase/Transfer	0.00	0.00	0.00	0.00	0.00	1,79.97	0.00
Construction of Roadway Facilities	0.00	0.00	0.00	0.00	0.00	8,62.49	0.00
Consultancy and Other Services	0.00	0.00	0.00	0.00	0.00	1,25.03	0.00
Construction of Underdeveloped Tourist Spots (new scheme)	0.00	0.00	0.00	0.00	0.00	16,39.68	0.00
Share Capital of Jharkhand Tourist Development Corporation	10.00	0.00	2,00.00	0.00	2,00.00	4,00.00	1900.00

**16. DETAILED STATEMENT OF CAPITAL EXPENDITURE BY MINOR HEADS AND SUBHEADS - contd.**

*Figures in italics represent charged expenditure*

Nature of expenditure	Expenditure during 2014-15	Expenditure during 2015-16			Total	Expenditure to the end of 2015-16	Per cent of Increase(+) / Decrease (-) during the year
		Non-Plan	Plan				
			State Plan	CSS/ CPS *			
<b>EXPENDITURE HEADS (Capital Account)</b>		<i>(₹ in lakh)</i>					
<b>C- Capital Account of Economic Services - Contd.</b>							
<b>(j) Capital Account of General Economic Services - Contd.</b>							
<b>5452- Capital Outlay on Tourism - Concl'd.</b>							
<b>80- General - Concl'd.</b>							
<b>796- Tribal Area Sub-Plan - Concl'd.</b>							
Consolidated Development of Tourism Schemes, Land Acquisition/ Road Facilities, Tourist Information Centres, Adventure Tourism etc.	3,22.39	0.00	20,26.90	0.00	20,26.90	51,12.50	528.71
Other schemes each costing rupees one crore and less	0.00	0.00	0.00	0.00	0.00	4,63.05	0.00
<b>Total - 796</b>	<b>3,32.39</b>	<b>0.00</b>	<b>22,26.90</b>	<b>0.00</b>	<b>22,26.90</b>	<b>1,18,02.78</b>	<b>569.97</b>
<b>800- Other Expenditure</b>							
Construction of roads in Tourist Places	0.00	0.00	0.00	0.00	0.00	1,43.58	0.00
<b>Total - 800</b>	<b>0.00</b>	<b>0.00</b>	<b>0.00</b>	<b>0.00</b>	<b>0.00</b>	<b>1,43.58</b>	<b>0.00</b>
<b>Total - 80</b>	<b>13,52.92</b>	<b>0.00</b>	<b>61,42.10</b>	<b>0.00</b>	<b>61,42.10</b>	<b>2,79,25.71</b>	<b>353.99</b>
<b>Total - 5452</b>	<b>13,52.92</b>	<b>0.00</b>	<b>61,42.10</b>	<b>0.00</b>	<b>61,42.10</b>	<b>2,79,25.71</b>	<b>353.99</b>

**16. DETAILED STATEMENT OF CAPITAL EXPENDITURE BY MINOR HEADS AND SUBHEADS - contd.**

*Figures in italics represent charged expenditure*

Nature of expenditure	Expenditure during 2014-15	Expenditure during 2015-16			Total	Expenditure to the end of 2015-16	Per cent of Increase(+) / Decrease (-) during the year	
		Non-Plan		Plan				
			State Plan	CSS/ CPS *				
<b>EXPENDITURE HEADS (Capital Account)</b>		<i>(₹ in lakh)</i>						
<b>C- Capital Account of Economic Services - Contd.</b>								
<b>(j) Capital Account of General Economic Services - Contd.</b>								
<b>5465- Investments in General Financial and Trading Institutions</b>								
<b>02- Investment in Trading Institutions</b>								
<b>190- Investments in Public Sector and Other Undertakings</b>								
Share Capital to Building Construction Corporation	0.00	0.00	2,00.00	0.00	2,00.00	2,00.00	100.00	
<b>Total - 190</b>	<b>0.00</b>	<b>0.00</b>	<b>2,00.00</b>	<b>0.00</b>	<b>2,00.00</b>	<b>2,00.00</b>	<b>100.00</b>	
<b>Total - 02</b>	<b>0.00</b>	<b>0.00</b>	<b>2,00.00</b>	<b>0.00</b>	<b>2,00.00</b>	<b>2,00.00</b>	<b>100.00</b>	
<b>Total - 5465</b>	<b>0.00</b>	<b>0.00</b>	<b>2,00.00</b>	<b>0.00</b>	<b>2,00.00</b>	<b>2,00.00</b>	<b>100.00</b>	
<b>5475- Capital Outlay on Other General Economic Services</b>								
<b>101- Land Ceiling (other than agricultural land)</b>								
Other schemes each costing rupees one crore and less	0.00	0.00	0.00	0.00	0.00	1.55 (#)	0.00	
<b>Total - 101</b>	<b>0.00</b>	<b>0.00</b>	<b>0.00</b>	<b>0.00</b>	<b>0.00</b>	<b>1.55</b>	<b>0.00</b>	
<b>202- Compensation to Land holders on abolition of zamindari System</b>								
Other schemes each costing rupees one crore and less	0.00	0.00	0.00	0.00	0.00	5.41	0.00	
<b>Total 202</b>	<b>0.00</b>	<b>0.00</b>	<b>0.00</b>	<b>0.00</b>	<b>0.00</b>	<b>5.41</b>	<b>0.00</b>	

(#) Includes 0.95 lakh being the share capital to Regional Rural Bank,

**16. DETAILED STATEMENT OF CAPITAL EXPENDITURE BY MINOR HEADS AND SUBHEADS - conclud.**

*Figures in italics represent charged expenditure*

Nature of expenditure	Expenditure during 2014-15	Expenditure during 2015-16			Total	Expenditure to the end of 2015-16	Per cent of Increase(+) / Decrease (-) during the year
		Non-Plan	Plan				
			State Plan	CSS/ CPS *			
<b>EXPENDITURE HEADS (Capital Account)</b>		<i>( ₹ in lakh)</i>					
<b>C- Capital Account of Economic Services - Conclud.</b>							
<b>(j) Capital Account of General Economic Services - Conclud.</b>							
<b>5475- Capital Outlay on Other General Economic Services - Conclud.</b>							
<b>796- Tribal Area Sub-Plan-</b>							
Share of State Government in Share Capital for Jharkhand Rural Bank, Ranchi	0.00	0.00	0.00	0.00	0.00	6,30.11	0.00
Share of State Government in Share Capital for Vananchal Rural Bank Dumka	0.00	0.00	0.00	0.00	0.00	8,40.00	0.00
Contribution to the share capital of State Government Kshetriya Gramin Bank Investment	0.00	0.00	0.00	0.00	0.00	31,01.95	0.00
<b>Total - 796</b>	<b>0.00</b>	<b>0.00</b>	<b>0.00</b>	<b>0.00</b>	<b>0.00</b>	<b>45,72.06</b>	<b>0.00</b>
<b>Total - 5475</b>	<b>0.00</b>	<b>0.00</b>	<b>0.00</b>	<b>0.00</b>	<b>0.00</b>	<b>45,79.02</b>	<b>0.00</b>
<b>Total - (j) Capital Account of General Economic Services</b>	<b>13,52.92</b>	<b>0.00</b>	<b>63,42.10</b>	<b>0.00</b>	<b>63,42.10</b>	<b>3,27,04.73</b>	<b>368.77</b>
<b>Total - C-Capital Account of Economic Services</b>	<b>43,07,10.42</b>	<b>0.00</b>	<b>65,56,77.22</b>	<b>6,80.99</b>	<b>65,63,74.33</b>	<b>3,18,88,99.19</b>	<b>52.39</b>
<b>Grand Total</b>	<b>55,42,94.04</b>	<b>72,23.15</b>	<b>79,74,83.08</b>	<b>83,55.39</b>	<b>81,58,51.39</b>	<b>4,41,73,30.11</b>	<b>47.19</b>
<b>Total (Capital Account)</b>	<b>Salary ₹ 40,54.09 lakh</b>			<b>16.12 (*)</b>	<b>Grants-in-aid ₹ 8,15.17 lakh</b>		

(\*) Relates to CPS

**17. DETAILED STATEMENT OF BORROWINGS AND OTHER LIABILITIES**  
**(a) Statement of Public Debt and Other Obligations**

Description of Debt	Balance as on 1 April 2015	Additions during the year	Discharges during the year	Balance as on 31 March 2016	Per cent of Increase (+)/ Decrease (-)	Interest paid
<i>(₹ in lakh)</i>						
<b>E- Public Debt-</b>						
6003- Internal Debt of the State Government-						
101- Market Loans	1,87,99,46.05	53,50,00.01	5,94,66.58	2,35,54,79.48	25.30	16,28,39.72
103- Loans from Life Insurance Corporation of India	4,69.96	0.00	0.00	4,69.96	0.00	0.00
104- Loans from General Insurance Corporation of India	1,59.75	0.00	0.00	1,59.75	0.00	0.00
105- Loans from the National Bank for Agricultural and Rural Development	34,16,03.98	9,00,00.00	5,03,25.59	38,12,78.39	11.61	3,73,21.02
106- Compensation and other Bonds	2,16,24.77	55,53,37.00	2,11,53.77	55,58,08.00	2470.24	0.00
107- Loans from the State Bank of India and other Banks	0.18	0.00	0.00	0.18	0.00	0.00
108- Loans from National Co-operative Development Corporation	98,13.50	0.00	14,53.58	83,59.92	(-)14.81	0.00
109- Loans from other Institutions	1,94,37.90	1,44,71.17	1,96,83.10	1,42,25.97	(-)26.81	0.00
110- Ways and Means Advances from the Reserve Bank of India	0.00	0.00	0.00	0.00	0.00	0.00
111- Special Securities issued to National Small Savings Fund of the Central Government	99,89,00.95	11,31,55.00	5,58,59.60	1,05,61,96.35	5.74	9,66,58.00
800- Other Loans	35,78.59	0.00	0.00	35,78.59	0.00	0.00
<b>Total – 6003 Internal Debt of the State Government (a)</b>	<b>3,27,55,35.63</b>	<b>1,30,79,63.18</b>	<b>20,79,42.22</b>	<b>4,37,55,56.59</b>	<b>33.58</b>	<b>29,68,18.74</b>

(a) For details please see Annexure to the Statement



## 17. DETAILED STATEMENT OF BORROWINGS AND OTHER LIABILITIES - contd.

### (a) Statement of Public Debt and Other Obligations

Description of Debt	Balance as on 1 April 2015	Additions during the year	Discharges during the year	Balance as on 31 March 2016	Per cent of Increase (+)/ Decrease (-)	Interest paid
<i>(₹ in lakh)</i>						
6004- Loans and Advances from the Central Government (a)						
01- Non-Plan Loans	23,67.18 (*)	0.00	2,27.85	21,39.33	(-)9.63	14,20.78
02- Loans for State/Union Territory Plan Schemes	20,63,31.67 (*)	1,65,01.75	1,64,23.33	20,64,10.09	0.04	1,08,72.12
<b>Total – 6004 Loans and Advances from the Central Government</b>	<b>20,86,98.85</b>	<b>1,65,01.75</b>	<b>1,66,51.18</b>	<b>20,85,49.42</b>	<b>(-)0.07</b>	<b>1,22,92.90</b>
<b>Total – E Public Debt</b>	<b>3,48,42,34.48</b>	<b>1,32,44,64.93</b>	<b>22,45,93.40</b>	<b>4,58,41,06.01</b>	<b>31.57</b>	<b>30,91,11.64</b>
<b>I- Small Savings, Provident Funds etc.</b>						
<b>(b) State Provident Funds-</b>						
8009- State Provident Funds-	20,64,43.99	8,22,79.37	8,70,50.63	20,16,72.73	(-)2.31	2,20,97.53
<b>Total – (b) State Provident Funds</b>	<b>20,64,43.99</b>	<b>8,22,79.37</b>	<b>8,70,50.63</b>	<b>20,16,72.73</b>	<b>(-)2.31</b>	<b>2,20,97.53</b>

(a) For details please see Annexure to the Statement

(\*) Excess amount of Rs. 2184.33 lakh was wrongly shown under plan loan which is being rectified now and added under respective Non-Plan loan. Accordingly opening balances are revised.

**17. DETAILED STATEMENT OF BORROWINGS AND OTHER LIABILITIES - contd.**

**(a) Statement of Public Debt and Other Obligations**

Description of Debt	Balance as on 1 April 2015	Additions during the year	Discharges during the year	Balance as on 31 March 2016	Per cent of Increase (+)/ Decrease (-)	Interest paid
	<i>(₹ in lakh)</i>					
<b>(c) Other Accounts</b>						
8011- Insurance and Pension Funds-	(-)7,08,41.76	7,30.43	1,18,44.39	(-)8,19,55.72	15.69	81.02
<b>Total – (c) Other Accounts</b>	<b>(-)7,08,41.76</b>	<b>7,30.43</b>	<b>1,18,44.39</b>	<b>(-)8,19,55.72</b>	<b>15.69</b>	<b>81.02</b>
<b>Total – I Small Savings, Provident Funds, etc.</b>	<b>13,56,02.23</b>	<b>8,30,09.80</b>	<b>9,88,95.02</b>	<b>11,97,17.01</b>	<b>(-)11.71</b>	<b>22178.55</b>
 <b>J- Reserve Funds</b>						
<b>(a) Reserve Funds bearing Interest</b>						
8121- General and Other Reserve Funds	8,66,79.32	5,21,68.00	5,12,00.87	8,76,46.45	(-)1.12	0.00
<b>Total – (a) Reserve Funds bearing Interest</b>	<b>8,66,79.32</b>	<b>5,21,68.00</b>	<b>5,12,00.87</b>	<b>8,76,46.45</b>	<b>(-)1.12</b>	<b>0.00</b>
<b>(b) Reserve Funds not bearing Interest</b>						
8235- General and Other Reserve Funds	0.00	0.00	0.00	0.00	0.00	0.00
<b>Total – (b) Reserve Funds not bearing Interest</b>	<b>0.00</b>	<b>0.00</b>	<b>0.00</b>	<b>0.00</b>	<b>0.00</b>	<b>0.00</b>
<b>Total - J-Reserve Funds</b>	<b>8,66,79.32</b>	<b>5,21,68.00</b>	<b>5,12,00.87</b>	<b>8,76,46.45</b>	<b>(-)1.12</b>	<b>0.00</b>

**17. DETAILED STATEMENT OF BORROWINGS AND OTHER LIABILITIES - contd.**

**(a) Statement of Public Debt and Other Obligations**

Description of Debt	Balance as on 1 April 2015	Additions during the year	Discharges during the year	Balance as on 31 March 2016	Per cent of Increase (+)/ Decrease (-)	Interest paid
	<i>(₹ in lakh)</i>					
<b>K- Deposits and Advances</b>						
<b>(a) Deposit bearing Interest</b>						
8342- Other Deposits	15,85.75	2,12,57.21	2,14,30.36	14,12.60	(-)10.92	0.00
<b>Total - (a) Deposit bearing Interest</b>	<b>15,85.75</b>	<b>2,12,57.21</b>	<b>2,14,30.36</b>	<b>14,12.60</b>	<b>(-)10.92</b>	<b>0.00</b>
<b>(b) Deposit not bearing Interest-</b>						
8443- Civil Deposits	31,58,11.87	16,18,43.96	13,92,86.16	33,83,69.67	7.14	0.00
8448- Deposits of Local Funds	33,29,95.24	1,20,54,21.74	1,01,66,20.00	52,17,96.98	56.70	0.00
8449- Other Deposits-	0.00	53,61,68.55	53,61,68.55	0.00	0.00	0.00
<b>Total - (b) Deposit not bearing Interest</b>	<b>64,88,07.11</b>	<b>1,90,34,34.25</b>	<b>1,69,20,74.71</b>	<b>86,01,66.65</b>	<b>32.58</b>	<b>0.00</b>
<b>Total - K Deposit and Advances</b>	<b>65,03,92.86</b>	<b>1,92,46,91.46</b>	<b>1,71,35,05.07</b>	<b>86,15,79.25</b>	<b>32.47</b>	<b>0.00</b>
<b>Total - Other Liabilities</b>	<b>87,26,74.41</b>	<b>2,05,98,69.26</b>	<b>1,86,36,00.96</b>	<b>1,06,89,42.71</b>	<b>22.49</b>	<b>0.00</b>
<b>Total - Debt and Other Liabilities</b>	<b>4,35,69,08.89</b>	<b>3,38,43,34.19</b>	<b>2,08,81,94.36</b>	<b>5,65,30,48.72</b>	<b>29.75</b>	<b>33,12,90.19</b>

**17. DETAILED STATEMENT OF BORROWINGS AND OTHER LIABILITIES - contd.  
ANNEXURE TO STATEMENT**

Description of Debt	When Raised	Balance as on 1 April 2015	Additions during the year	Discharges during the year	Balance as on 31 March 2016
1	2	3	4	5	6
<i>(₹ in lakh)</i>					
<b>E- Public Debt-</b>					
<b>6003- Internal Debt of the State Government -</b>					
<b>101- Market Loans -</b>					
(a) Market Loans bearing interest –					
(i) 6.20 Per cent Jharkhand State Development Loan, 2015	2003-2004	82,83.00	0.00	82,83.00	0.00
(ii) 5.85 Per cent Jharkhand State Development Loan, 2015	2003-2004	1,47,11.00	0.00	1,47,11.00	0.00
(iii) 5.90 Per cent Jharkhand State Development Loan, 2017	2003-2004	27,98.70	0.00	0.00	27,98.70
(iv) 7.36 Per cent Jharkhand State Development Loan, 2014	2004-2005	50.00	0.00	50.00	0.00
(v) 7.39 Per cent Jharkhand State Development Loan, 2015	2005-2006	79,04.00	0.00	79,04.00	0.00
(vi) 7.77 Per cent Jharkhand State Development Loan, 2015	2005-2006	1,67,26.60	0.00	1,67,26.60	0.00
(vii) 7.50 Per cent Jharkhand Government Stock, 2015	2005-2006	1,17,81.20	0.00	1,17,81.20	0.00
(viii) 7.96 Per cent Jharkhand Government Stock, 2016	2006-2007	1,29,59.00	0.00	0.00	1,29,59.00
(ix) 8.65 Per cent Jharkhand Government Stock, 2016	2006-2007	78,37.40	0.00	0.00	78,37.40
(x) 7.99 Per cent Jharkhand Government Stock, 2016	2006-2007	1,92,56.40	0.00	0.00	1,92,56.40
(xi) 8.04 Per cent Jharkhand Government Stock, 2017	2007-2008	1,92,18.00	0.00	0.00	1,92,18.00
(xii) 7.89 Per cent Jharkhand Government Stock, 2018	2007-2008	10,00,00.00	0.00	0.00	10,00,00.00
(xiii) 6.34 Per cent Jharkhand Government Stock, 2018	2008-2009	1,95,45.00	0.00	0.00	1,95,45.00
(xiv) 6.10 Per cent Jharkhand Government Stock, 2019	2008-2009	2,48,10.00	0.00	0.00	2,48,10.00
(xv) 7.44 Per cent Jharkhand Government Stock, 2019	2008-2009	4,00,00.00	0.00	0.00	4,00,00.00
(xvi) 8.75 Per cent Jharkhand Government Stock, 2019	2008-2009	5,35,00.00	0.00	0.00	5,35,00.00

**17. DETAILED STATEMENT OF BORROWINGS AND OTHER LIABILITIES - contd.**  
**ANNEXURE TO STATEMENT - contd.**

Description of Debt	When Raised	Balance as on 1 April 2015	Additions during the year	Discharges during the year	Balance as on 31 March 2016
1	2	3	4	5	6
<i>(₹ in lakh)</i>					
<b>E- Public Debt - contd.</b>					
<b>6003- Internal Debt of the State Government - contd.</b>					
<b>101- Market Loans - contd.</b>					
<b>(a) Market Loans bearing interest –Contd.</b>					
(xvii) 8.47 Per cent Jharkhand Government Stock, 2019	2008-2009	1,07,45.00	0.00	0.00	1,07,45.00
(xviii) 7.54 Per cent Jharkhand Government Stock, 2019	2009-2010	5,17,45.00	0.00	0.00	5,17,45.00
(xix) 8.01 Per cent Jharkhand Government Stock, 2019	2009-2010	4,74,40.00	0.00	0.00	4,74,40.00
(xx) 8.37 Per cent Jharkhand Government Stock, 2019	2009-2010	5,99,89.00	0.00	0.00	5,99,89.00
(xxi) 8.19 Per cent Jharkhand Government Stock, 2019	2009-2010	2,52,24.00	0.00	0.00	2,52,24.00
(xxii) 8.28 Per cent Jharkhand Government Stock, 2020	2010-2011	5,00,00.00	0.00	0.00	5,00,00.00
(xxiii) 8.52 Per cent Jharkhand Government Stock, 2021	2011-2012	5,00,00.00	0.00	0.00	5,00,00.00
(xxiv) 9.05 Per cent Jharkhand Government Stock, 2021	2011-2012	5,00,00.00	0.00	0.00	5,00,00.00
(xxv) 9.32 per cent Jharkhand Government Stock, 2022	2011-2012	2,54,05.00	0.00	0.00	2,54,05.00
(xxvi) 8.90 per cent Jharkhand Government Stock, 2022	2012-2013	2,00,00.00	0.00	0.00	2,00,00.00
(xxvii) 8.93 per cent Jharkhand Government Stock, 2022	2012-2013	3,00,00.00	0.00	0.00	3,00,00.00
(xxviii) 8.81 per cent Jharkhand Government Stock, 2022	2012-2013	5,00,00.00	0.00	0.00	5,00,00.00
(xxix) 9.00 per cent Jharkhand Government Stock, 2022	2012-2013	5,00,00.00	0.00	0.00	5,00,00.00
(xxx) 8.66 per cent Jharkhand Government Stock, 2023	2012-2013	10,00,00.00	0.00	0.00	10,00,00.00
(xxxi) 8.64 per cent Jharkhand Government Stock, 2023	2012-2013	8,00,00.00	0.00	0.00	8,00,00.00
(xxxii) 8.62 per cent Jharkhand Government Stock, 2023	2012-2013	3,00,00.00	0.00	0.00	3,00,00.00
(xxxiii) 8.55 per cent Jharkhand Government Stock, 2023	2013-2014	3,00,00.00	0.00	0.00	3,00,00.00
(xxxiv) 9.15 per cent Jharkhand Government Stock, 2023	2013-2014	3,00,00.00	0.00	0.00	3,00,00.00
(xxxv) 9.75 per cent Jharkhand Government Stock, 2023	2013-2014	2,00,00.00	0.00	0.00	2,00,00.00

**17. DETAILED STATEMENT OF BORROWINGS AND OTHER LIABILITIES - contd.**  
**ANNEXURE TO STATEMENT - contd.**

Description of Debt	When Raised	Balance as on 1 April 2015	Additions during the year	Discharges during the year	Balance as on 31 March 2016
1	2	3	4	5	6
<i>(₹ in lakh)</i>					
<b>E- Public Debt - contd.</b>					
<b>6003- Internal Debt of the State Government - contd.</b>					
<b>101- Market Loans - contd.</b>					
<b>(a) Market Loans bearing interest –Concl'd.</b>					
(xxxvi) 9.36 per cent Jharkhand State Development Loan, 2024	2013-2014	5,00,00.00	0.00	0.00	5,00,00.00
(xxxvii) 9.69 per cent Jharkhand State Development Loan, 2024	2013-2014	4,50,00.00	0.00	0.00	4,50,00.00
(xxxviii) 9.67 per cent Jharkhand State Development Loan, 2024	2013-2014	7,00,00.00	0.00	0.00	7,00,00.00
(xxxix) 9.69 per cent Jharkhand State Development Loan, 2024	2013-2014	5,00,00.00	0.00	0.00	5,00,00.00
(xxxx) 8.16 per cent Jharkhand State Development Loan, 2025	2014-2015	15,00,00.00	0.00	0.00	15,00,00.00
(xxxxi) 8.08 per cent Jharkhand State Development Loan, 2025	2014-2015	12,00,00.00	0.00	0.00	12,00,00.00
(xxxxii) 8.10 per cent Jharkhand State Development Loan, 2025	2014-2015	10,00,00.00	0.00	0.00	10,00,00.00
(xxxxiii) 8.05 per cent Jharkhand State Development Loan, 2025	2014-2015	5,00,00.00	0.00	0.00	5,00,00.00
(xxxxiv) 8.27 per cent Jharkhand State Development Loan, 2024	2014-2015	7,50,00.00	0.00	0.00	7,50,00.00
(xxxxv) 8.30 per cent Jharkhand State Development Loan, 2025	2015-2016	0.00	10,00,00.00	0.00	10,00,00.00
(xxxxvi) 7.98 per cent Jharkhand State Development Loan, 2025	2015-2016	0.00	5,00,00.00	0.00	5,00,00.00
(xxxxvii) 8.17 per cent Jharkhand State Development Loan, 2025	2015-2016	0.00	5,00,00.00	0.00	5,00,00.00
(xxxxviii) 8.17 per cent Jharkhand State Development Loan, 2025	2015-2016	0.00	5,00,00.00	0.00	5,00,00.00
(xxxxix) 8.25 per cent Jharkhand State Development Loan, 2025	2015-2016	0.00	5,00,00.00	0.00	5,00,00.00
(xxxxx) 8.42 per cent Jharkhand State Development Loan, 2026	2015-2016	0.00	5,00,00.00	0.00	5,00,00.00
(xxxxxi) 8.82 per cent Jharkhand State Development Loan, 2026	2015-2016	0.00	18,50,00.00	0.00	18,50,00.00
<b>Total – (a) Market Loans bearing interest</b>		<b>1,87,99,28.30</b>	<b>53,50,00.00</b>	<b>5,94,55.80</b>	<b>2,35,54,72.50</b>

**17. DETAILED STATEMENT OF BORROWINGS AND OTHER LIABILITIES - contd.**  
**ANNEXURE TO STATEMENT - contd.**

Description of Debt	When Raised	Balance as on 1 April 2015	Additions during the year	Discharges during the year	Balance as on 31 March 2016
1	2	3	4	5	6
<i>(₹ in lakh)</i>					
<b>6003- Internal Debt of the State Government - contd.</b>					
<b>101 Market Loans - conclud.</b>					
<b>(b) Market Loans not bearing interest - conclud.</b>					
(i) 6.75 Per cent Bihar State Development Loan, 1992	1980-1981	0.16	0.00	0.16	0.00
(ii) 7 Per cent Bihar State Development Loan, 1993	1981-1982	0.50	0.00	0.50	0.00
(iii) 7.50 Per cent Bihar State Development Loan, 1997	1982-1983	0.03	0.00	0.00	0.03
(iv) 9.75 Per cent Bihar State Development Loan, 1998	1985-1986	0.01	0.00	0.00	0.01
(v) 9 Per cent Bihar State Development Loan, 1999	1984-1985	2.47	0.00	0.00	2.47
(vi) 8.75 Per cent Bihar State Development Loan, 2000	1983-1984	0.52	0.00	0.00	0.52
(vii) 11 Per cent Bihar State Development Loan, 2001	1986-1987	0.13	0.00	0.00	0.13
(viii) 11 Per cent Bihar State Development Loan, 2002	1987-1988	0.04	0.00	0.00	0.04
(ix) 13.50 Per cent Bihar State Development Loan, 2003	1993-1994	2.12	0.00	0.00	2.12
(x) 14 Per cent Bihar State Development Loan, 2005	1995-1996	0.51	0.00	0.00	0.51
(xi) 13.75 Per cent Bihar State Development Loan, 2007	1996-1997	10.12	0.00	10.12	0.00
(xii) 13 Per cent Bihar State Development Loan, 2007	1992-1993	0.05	0.00	0.00	0.05
(xiii) 11.50 Per cent Bihar State Development Loan, 2009	1989-1990	0.52	0.01	0.00	0.53
(xiv) 11.50 Per cent Bihar State Development Loan, 2010	1990-1991	0.05	0.00	0.00	0.05
(xv) 11.50 Per cent Bihar State Development Loan, 2011	1991-1992	0.19	0.00	0.00	0.19
(xvi) 12 Per cent Bihar State Development Loan, 2011	1991-1992	0.33	0.00	0.00	0.33
<b>Total – (b) Market Loans not bearing interest</b>		<b>17.75</b>	<b>0.01</b>	<b>10.78</b>	<b>6.98</b>
<b>Total – 101 Market Loans</b>		<b>1,87,99,46.05</b>	<b>53,50,00.01</b>	<b>5,94,66.58</b>	<b>2,35,54,79.48</b>

**17. DETAILED STATEMENT OF BORROWINGS AND OTHER LIABILITIES - contd.**  
**ANNEXURE TO STATEMENT - contd.**

Description of Debt	When Raised	Balance as on 1 April 2015	Additions during the year	Discharges during the year	Balance as on 31 March 2016
1	2	3	4	5	6
<i>(₹ in lakh)</i>					
<b>E- Public Debt-contd.</b>					
<b>6003- Internal Debt of the State Government - contd.</b>					
103- Loans from Life Insurance Corporation of India	1958-59 to 1965-66, 1967-68 to 1969-70, 1971-72, 1975-76, 1976-77, 1978-79 to 1982-83 & 1999-2000	4,69.96	0.00	0.00	4,69.96
104- Loans from General Insurance Corporation of India	1978-79, 1980-81 to 1981-82, 1983-84, to 1984-85 & 1999-2000	1,59.75	0.00	0.00	1,59.75
105- Loans from the National Bank for Agricultural and Rural Development	Upto 1996-97, 1998-99, 1999-2000, 2004-05, 2005-06, 2007-08, 2008-09 to 2014-15	34,16,03.98	9,00,00.00	5,03,25.59	38,12,78.39



**17. DETAILED STATEMENT OF BORROWINGS AND OTHER LIABILITIES - contd.**  
**ANNEXURE TO STATEMENT - contd.**

Description of Debt	When Raised	Balance as on 1 April 2015	Additions during the year	Discharges during the year	Balance as on 31 March 2016
1	2	3	4	5	6
<i>(₹ in lakh)</i>					
<b>E- Public Debt-contd.</b>					
<b>6003- Internal Debt of the State Government – contd.</b>					
106- Compensation and other Bonds					
(i) Zamindari Abolition Compensation Bonds	1960-61, 1962-63, 1966-67, 1969-70, 1971-72 to 1974-75 1978-79 to 1982-83, 1984-85 to 1989-90, 1991-92 & 1999-2000	4,71.40	0.00	0.40	4,71.00
(ii) Power Bonds	2004-05 & 2005-06	2,11,53.37	0.00	2,11,53.37	0.00
(iii) Uday Bond	2015-2016		55,53,37.00		55,53,37.00
<b>Total 106 Compensation and other Bonds</b>		<b>2,16,24.77</b>	<b>55,53,37.00</b>	<b>2,11,53.77</b>	<b>55,58,08.00</b>
<b>107- Loans from the State Bank of India and other Banks</b>					
(i) Loans from the State Bank of India	1961-62 to 1963-64, 1965-66 to 1966-67 and 1972- 73	0.18	0.00	0.00	0.18

**17. DETAILED STATEMENT OF BORROWINGS AND OTHER LIABILITIES - contd.**  
**ANNEXURE TO STATEMENT - contd.**

Description of Debt	When Raised	Balance as on 1 April 2015	Additions during the year	Discharges during the year	Balance as on 31 March 2016
1	2	3	4	5	6
<i>(₹ in lakh)</i>					
<b>E- Public Debt - contd.</b>					
<b>6003- Internal Debt of the State Government – contd.</b>					
<b>108- Loans from National Co-operative Development Corporation-</b>					
(i) Loans from National Co-operative Development Corporation and Central Warehousing Corporation	1956-57, 1959-60 to 1967-68, 1969-70 to 1974-75, 1977-78 to 1990-91, 1993-94, 1994-95 and 1996-97, 2005-06, 2011-12 to 2014-15	98,13.50	0.00	14,53.58	83,59.92
<b>109- Loans from other Institutions-</b>					
(i) Loans from the National Agricultural Credit Fund of the Reserve Bank	1956-57, 1959-60 to 1967-68, 1969-70, 1971-72 to 1975-76, 1976-77, 1978-79 to 1982-83, 2005-06, 2007-2008 & 2008-09	82,07.31	0.00	0.00	82,07.31
(ii) Loans from Khadi and Village Industries Commission	1963-64	0.03	0.00	0.00	0.03

**17. DETAILED STATEMENT OF BORROWINGS AND OTHER LIABILITIES - contd.**  
**ANNEXURE TO STATEMENT - contd.**

Description of Debt	When Raised	Balance as on 1 April 2015	Additions during the year	Discharges during the year	Balance as on 31 March 2016
1	2	3	4	5	6
<i>(₹ in lakh)</i>					
<b>E- Public Debt - contd.</b>					
<b>6003- Internal Debt of the State Government – conclud.</b>					
<b>109- Loans from other Institutions - conclud.</b>					
(iii) Loans from Bihar State Warehousing Corporation	1973-74 and 1978-79	2.02	0.00	0.00	2.02
(iv) Loans from Bihar State Electricity Board	1974-75	0.59	0.00	0.00	0.59
(v) Loans from Bihar State Co-operative Lac Marketing Federation	1978-79	1.01	0.00	0.00	1.01
(vi) Loans from Housing and Urban Development Corporation	1988-89, 2007-08, 2009-10 to 2014-15	1,19,26.86	1,44,71.17	1,18,77.72	1,45,20.31
(vii) Loans from National Insurance Corporation		0.00	0.00	64.21	(-)64.21
(viii) Loans from Rural Electrification Corporation	2009-2010	(-)6,99.92	0.00	77,41.17	(-)8441.09
<b>Total – 109 Loans form other Institutions</b>		<b>1,94,37.90</b>	<b>1,44,71.17</b>	<b>1,96,83.10</b>	<b>1,42,25.97</b>
<b>110- Ways and Means Advance from the Reserve Bank of India</b>		0.00	0.00	0.00	0.00
<b>111- Special Securities issued to National Small Savings Fund of the Central Government</b>	2000-01 to 2012-13	99,89,00.95	11,31,55.00	5,58,59.60	1,05,61,96.35
800- Other Loans	1978-79 and 2008- 09	35,78.59	0.00	0.00	35,78.59
<b>Total – 6003 – Internal Debt of the State Government</b>		<b>3,27,55,35.63</b>	<b>1,30,79,63.18</b>	<b>20,79,42.22</b>	<b>4,37,55,56.59</b>

**17. DETAILED STATEMENT OF BORROWINGS AND OTHER LIABILITIES - contd.**  
**ANNEXURE TO STATEMENT - contd.**

Description of Debt	When Raised	Balance as on 1 April 2015	Additions during the year	Discharges during the year	Balance as on 31 March 2016
1	2	3	4	5	6
<i>(₹ in lakh)</i>					
<b>E- Public Debt - contd.</b>					
<b>6004- Loans and Advances from the Central Government</b>					
<b>01- Non-Plan Loans</b>					
<b>201- House Building Advances</b>					
House Building Advances of All India Services	1991-92 to 1997-98 2006-07, 2007-08, 2008-09 & 2009-10	69.72 (*)	0.00	47.83	21.89
<b>800- Other Loans-</b>					
Modernisation of Police Force	1984-85 to 2000-01 and 2009-10	(-)1,58.32 (*)	0.00	1,80.03	(-)3,38.35
Other Reserve Battallians	1998 to 2000, 2006-2007 & 2007-08	2,48.69	0.00	0.00	2,48.69
Scholarship – National Loan Scholarship Scheme	1985-86 to 1989-90	19.61	0.00	0.00	19.61
<b>Total - 01 Non-Plan Loans</b>		<b>1,79.70</b>	<b>0.00</b>	<b>2,27.86</b>	<b>(-)48.16</b>

**17. DETAILED STATEMENT OF BORROWINGS AND OTHER LIABILITIES - contd.**  
**ANNEXURE TO STATEMENT - conclud.**

Description of Debt	When Raised	Balance as on 1 April 2015	Additions during the year	Discharges during the year	Balance as on 31 March 2016
1	2	3	4	5	6
			<i>(₹ in lakh)</i>		
<b>02- Loans for State/Union Territory Plan Schemes-</b>					
101- Block Loans	1984-85 to 2003-04, 2005-06 to 2014-15	49993.95 (*)	1,65,01.75	59,27.81	6,05,67.89
105- State Plan Loan Consolidated in terms of recommendations of 12th Finance Commission		15,85,25.20	0.00	1,04,95.52	14,80,29.68
<b>Total - 02 Loans for State/Union Territory Plan Schemes</b>		<b>20,85,19.15</b>	<b>1,65,01.75</b>	<b>1,64,23.33</b>	<b>20,85,97.57</b>
<b>Total - 6004 Loans and Advances from the Central Government</b>		<b>20,86,98.85</b>	<b>1,65,01.75</b>	<b>1,66,51.19</b>	<b>20,85,49.41</b>
<b>Total - E - Public Debt</b>		<b>3,48,42,34.48</b>	<b>1,32,44,64.93</b>	<b>22,45,93.41</b>	<b>4,58,41,06.00</b>

(\*) Excess amount of Rs. 21,84.33 lakh was wrongly shown under plan loan which is being rectified now and added under respective Non-Plan loan. Accordingly opening balances are revised.

**17. DETAILED STATEMENT OF BORROWINGS AND OTHER LIABILITIES -contd.**

**(b) Maturity Profile**

**(i) Maturity Profile of Internal Debt**

Year	Description of Market Loans Bihar/ Jharkhand State Development Loan/ Jharkhand Government Stock	Loans from State Bank of India and other Banks	Loans from Life Insurance Corporation of India	Loans from General Insurance Corporation of India	Loans from NABARD (@)	Compensation and other bonds (ZACB)	Compensation and other bonds (Uday Bond)	Loans from HUDCO (@)	Special securities issued to NSSF of Central Government	Loans from NCDC (@)	Loans from other Institution	Total
1	2	3	4	5	6	7(a)	7(b)	8	9	10	11	12
<i>(₹ in lakh)</i>												
2016-17	4,28,58.48	0.00	0.00	0.00	0.00	0.00	0.00	0.00	7,33,14.25	0.00	0.00	11,61,72.73
2017-18	11,92,18.00	0.00	0.00	0.00	0.00	0.00	0.00	0.00	7,45,94.60	0.00	0.00	19,38,12.60
2018-19	14,86,00.00	0.00	0.00	0.00	0.00	0.00	0.00	0.00	7,57,00.75	0.00	0.00	22,43,00.75
2019-20	18,43,98.00	0.00	0.00	0.00	0.00	0.00	0.00	0.00	7,69,48.83	0.00	0.00	26,13,46.83
2020-21	5,00,00.00	0.00	0.00	0.00	0.00	0.00	0.00	0.00	7,69,48.82	0.00	0.00	12,69,48.82
2021-22	12,54,05.00	0.00	0.00	0.00	0.00	0.00	5,55,34.00	0.00	7,69,48.83	0.00	0.00	25,78,87.83
2022-23	36,00,00.00	0.00	0.00	0.00	0.00	0.00	5,55,34.00	0.00	7,69,48.82	0.00	0.00	49,24,82.82
2023-24	29,50,00.00	0.00	0.00	0.00	0.00	0.00	5,55,34.00	0.00	7,69,48.83	0.00	0.00	42,74,82.83
2024-25	49,50,00.00	0.00	0.00	0.00	0.00	0.00	5,55,34.00	0.00	7,69,48.83	0.00	0.00	62,74,82.83
2025-26	53,50,00.00	0.00	0.00	0.00	0.00	0.00	5,55,34.00	0.00	6,73,70.88	0.00	0.00	65,79,04.88
2026-27	0.00	0.00	0.00	0.00	0.00	0.00	5,55,34.00	0.00	5,37,48.82	0.00	0.00	10,92,82.82

**17. DETAILED STATEMENT OF BORROWINGS AND OTHER LIABILITIES -contd.**

**(b) Maturity Profile**

**(i) Maturity Profile of Internal Debt**

Year	Description of Market Loans Bihar/ Jharkhand State Development Loan/ Jharkhand Government Stock	Loans from State Bank of India and other Banks	Loans from Life Insurance Corporation of India	Loans from General Insurance Corporation of India	Loans from NABARD (@)	Compensation and other bonds (ZACB)	Compensation and other bonds (Uday Bond)	Loans from HUDCO (@)	Special securities issued to NSSF of Central Government	Loans from NCDC (@)	Loans from other Institution	Total
1	2	3	4	5	6	7(a)	7(b)	8	9	10	11	12
<i>(₹ in lakh)</i>												
2027-28	0.00	0.00	0.00	0.00	0.00	0.00	5,55,34.00	0.00	5,06,22.43	0.00	0.00	10,61,56.43
2028-29	0.00	0.00	0.00	0.00	0.00	0.00	5,55,34.00	0.00	4,54,95.88	0.00	0.00	10,10,29.88
2029-30	0.00	0.00	0.00	0.00	0.00	0.00	5,55,34.00	0.00	3,86,16.43	0.00	0.00	9,41,50.43
2030-31	0.00	0.00	0.00	0.00	0.00	0.00	5,55,31.00	0.00	3,06,51.33	0.00	0.00	8,61,82.33
2031-32	0.00	0.00	0.00	0.00	0.00	0.00	0.00	0.00	2,24,82.28	0.00	0.00	2,24,82.28
2032-33	0.00	0.00	0.00	0.00	0.00	0.00	0.00	0.00	1,58,26.53	0.00	0.00	1,58,26.53
2033-34	0.00	0.00	0.00	0.00	0.00	0.00	0.00	0.00	1,49,79.38	0.00	0.00	1,49,79.38
2034-35	0.00	0.00	0.00	0.00	0.00	0.00	0.00	0.00	1,40,89.28	0.00	0.00	1,40,89.28
2035-36	0.00	0.00	0.00	0.00	0.00	0.00	0.00	0.00	97,73.73	0.00	0.00	97,73.73
2036-37	0.00	0.00	0.00	0.00	0.00	0.00	0.00	0.00	36,34.58	0.00	0.00	36,34.58
2037-38	0.00	0.00	0.00	0.00	0.00	0.00	0.00	0.00	23,54.23	0.00	0.00	23,54.23

**17. DETAILED STATEMENT OF BORROWINGS AND OTHER LIABILITIES -contd.**

**(b) Maturity Profile**

**(i) Maturity Profile of Internal Debt**

Year	Description of Market Loans Bihar/ Jharkhand State Development Loan/ Jharkhand Government Stock	Loans from State Bank of India and other Banks	Loans from Life Insurance Corporation of India	Loans from General Insurance Corporation of India	Loans from NABARD (@)	Compensation and other bonds (ZACB)	Compensation and other bonds (Uday Bond)	Loans from HUDCO (@)	Special securities issued to NSSF of Central Government	Loans from NCDC (@)	Loans from other Institution	Total
1	2	3	4	5	6	7(a)	7(b)	8	9	10	11	12
<i>(₹ in lakh)</i>												
2038-39	0.00	0.00	0.00	0.00	0.00	0.00	0.00	0.00	12,48.01	0.00	0.00	12,48.01
2039-40	0.00	0.00	0.00	0.00	0.00	0.00	0.00	0.00	0.00	0.00	0.00	0.00
Details of Maturity year not available	0.00	0.18	4,69.96	1,59.75	38,12,78.39	4,71.00	0.00	1,45,20.31	0.00	83,59.92	32,84.25	40,85,43.76
<b>Total</b>	<b>2,35,54,79.48</b>	<b>0.18</b>	<b>4,69.96</b>	<b>1,59.75</b>	<b>38,12,78.39</b>	<b>4,71.00</b>	<b>55,53,37.00</b>	<b>1,45,20.31</b>	<b>1,05,61,96.35</b>	<b>83,59.92</b>	<b>32,84.25</b>	<b>4,37,55,56.59</b>

(@) Maturity Profile of Loans from NABARD, HUDCO and NCDC has not been intimated by the State Government (August 2016).



**17. DETAILED STATEMENT OF BORROWINGS AND OTHER LIABILITIES - contd.**

**(b) Maturity Profile**

**(ii) Maturity Profile of Loans and Advances from the Central Government**

Year	Non-Plan Loans	Loans for State/ Union Territory Plan Schemes	Loans for Central Plan Schemes	Loans for Centrally Sponsored Plan Schemes	Ways and Means Advances	Pre-1984-85 Loans	Total
1	2	3	4	5	6	7	8
				( ₹ in lakh)			
2016-2017	2,02.29	1,74,70.21	0.00	0.00	0.00	0.00	1,76,72.50
2017-2018	1,79.67	1,74,96.80	0.00	0.00	0.00	0.00	1,76,76.47
2018-2019	1,78.29	1,74,96.80	0.00	0.00	0.00	0.00	1,76,75.09
2019-2020	1,76.85	1,74,96.80	0.00	0.00	0.00	0.00	1,76,73.65
2020-2021	1,75.52	1,74,96.80	0.00	0.00	0.00	0.00	1,76,72.32
2021-2022	1,74.34	1,74,96.80	0.00	0.00	0.00	0.00	1,76,71.14
2022-2023	1,72.78	1,74,96.80	0.00	0.00	0.00	0.00	1,76,69.58
2023-2024	1,70.84	1,75,68.68	0.00	0.00	0.00	0.00	1,77,39.52
2024-2025	1,67.64	1,75,68.68	0.00	0.00	0.00	0.00	1,77,36.32
2025-2026	1,65.07	1,46,03.46	0.00	0.00	0.00	0.00	1,47,68.53
2026-2027	82.80	40,99.55	0.00	0.00	0.00	0.00	41,82.35
2027-2028	24.92	40,48.77	0.00	0.00	0.00	0.00	40,73.69
2028-2029	0.00	39,80.38	0.00	0.00	0.00	0.00	39,80.38
2029-2030	0.00	39,65.30	0.00	0.00	0.00	0.00	39,65.30
2030-2031	0.00	39,22.17	0.00	0.00	0.00	0.00	39,22.17
2031-2032	0.00	38,92.42	0.00	0.00	0.00	0.00	38,92.42
2032-2033	0.00	38,45.89	0.00	0.00	0.00	0.00	38,45.89
2033-2034	0.00	38,45.89	0.00	0.00	0.00	0.00	38,45.89

**17. DETAILED STATEMENT OF BORROWINGS AND OTHER LIABILITIES - contd.**

**(b) Maturity Profile**

**(ii) Maturity Profile of Loans and Advances from the Central Government**

<b>Year</b>	<b>Non-Plan Loans</b>	<b>Loans for State/ Union Territory Plan Schemes</b>	<b>Loans for Central Plan Schemes</b>	<b>Loans for Centrally Sponsored Plan Schemes</b>	<b>Ways and Means Advances</b>	<b>Pre-1984-85 Loans</b>	<b>Total</b>	
<b>1</b>	<b>2</b>	<b>3</b>	<b>4</b>	<b>5</b>	<b>6</b>	<b>7</b>	<b>8</b>	
				<i>(₹ in lakh)</i>				
2034-2035	0.00	19,48.98	0.00	0.00	0.00	0.00	19,48.98	
2035-2036	0.00	52.06	0.00	0.00	0.00	0.00	52.06	
2036-2037	0.00	52.06	0.00	0.00	0.00	0.00	52.06	
2037-2038	0.00	52.06	0.00	0.00	0.00	0.00	52.06	
2038-2039	0.00	52.07	0.00	0.00	0.00	0.00	52.07	
2039-2040	0.00	52.07	0.00	0.00	0.00	0.00	52.07	
2040-2041	0.00	52.07	0.00	0.00	0.00	0.00	52.07	
2041-2042	0.00	52.07	0.00	0.00	0.00	0.00	52.07	
2042-2043	0.00	52.07	0.00	0.00	0.00	0.00	52.07	
2043-2044	0.00	52.07	0.00	0.00	0.00	0.00	52.07	
2044-2045	0.00	52.07	0.00	0.00	0.00	0.00	52.07	
2045-2046	0.00	52.07	0.00	0.00	0.00	0.00	52.07	
2046-2047	0.00	52.07	0.00	0.00	0.00	0.00	52.07	
2047-2048	0.00	52.07	0.00	0.00	0.00	0.00	52.07	
2048-2049	0.00	52.07	0.00	0.00	0.00	0.00	52.07	
2049-2050	0.00	52.07	0.00	0.00	0.00	0.00	52.07	
2050-2051	0.00	52.07	0.00	0.00	0.00	0.00	52.07	
2051-2052	0.00	52.07	0.00	0.00	0.00	0.00	52.07	
2052-2053	0.00	52.07	0.00	0.00	0.00	0.00	52.07	
<b>Total</b>	<b>18,71.01</b>	<b>20,66,78.41</b>	<b>0.00</b>	<b>0.00</b>	<b>0.00</b>	<b>0.00</b>	<b>20,85,49.42</b>	

**17. DETAILED STATEMENT OF BORROWINGS AND OTHER LIABILITIES - contd.**

**(c) Interest Rate Profile of Outstanding Loans**

**(i) Internal Debt of the State Government**

Amount Outstanding as on 31 March 2016														
Rate of Interest (Percent)	Market Loans bearing interest	Compensation and other Bonds (ZACB)	Compensation and other Bonds (Uday Bond)	Special Securities issued to NSSF of Central Government	Life Insurance Corporation of India	General Insurance Corporation of India	NABARD	NCDC	HUDCO	Others	Total	Share in total (In per cent)		
1	2	3(a)	3(b)	4	5		6	7		8	9	10		
				(₹ in lakh)										
Below 5.00%	0.00	4,71.00	0.00	0.00	0.00	0.00	0.00	0.00	0.00	0.00	4,71.00	0.01		
5.00 to 5.99	27,98.70	0.00	0.00	0.00	0.00	0.00	0.00	0.00	0.00	0.00	27,98.70	0.06		
6.00 to 6.99	4,43,55.00	0.00	0.00	0.00	0.00	0.00	0.00	0.00	0.00	0.00	4,43,55.00	1.01		
7.00 to 7.99	27,39,60.43	0.00	0.00	0.00	0.00	0.00	0.00	0.00	0.00	0.00	27,39,60.43	6.26		
8.00 to 8.99	1,64,39,53.92	0.00	55,53,37.00	0.00	0.00	0.00	0.00	0.00	0.00	0.00	2,19,92,90.92	50.26		
9.00 to 9.99	39,04,07.48	0.00	0.00	92,05,61.50	0.00	0.00	0.00	0.00	0.00	0.00	1,31,09,68.98	29.96		
10.00 to 10.99	0.00	0.00	0.00	6,15,18.60	0.00	0.00	0.00	0.00	0.00	0.00	6,15,18.60	1.41		
11.00 to 11.99	0.94	0.00	0.00	3,43,90.40	0.00	0.00	0.00	0.00	0.00	0.00	3,43,91.34	0.79		
12.00 to 12.99	0.33	0.00	0.00	2,30,65.50	0.00	0.00	0.00	0.00	0.00	0.00	2,30,65.83	0.53		
13.00 to 13.99	2.17	0.00	0.00	1,66,60.35	0.00	0.00	0.00	0.00	0.00	0.00	1,66,62.52	0.38		
Above 14.00	0.51	0.00	0.00	0.00	0.00	0.00	0.00	0.00	0.00	0.00	0.51	0.00		
Information is not available with AG (A&E)	0.18	0.00	0.00	0.00	4,69.96	1,59.75	38,12,78.39	83,59.92	1,45,20.31	32,84.25	40,80,72.76	9.33		
<b>Total:-</b>	<b>2,35,54,79.66</b>	<b>4,71.00</b>	<b>55,53,37.00</b>	<b>1,05,61,96.35</b>	<b>4,69.96</b>	<b>1,59.75</b>	<b>38,12,78.39</b>	<b>83,59.92</b>	<b>1,45,20.31</b>	<b>32,84.25</b>	<b>4,37,55,56.59</b>	<b>100.00</b>		

**17. DETAILED STATEMENT OF BORROWINGS AND OTHER LIABILITIES - conclud.**

**(c) Interest Rate Profile of outstanding Loans**

**(ii) Loans and Advances from the Central Government**

Rate of Interest (Percent)	Amount outstanding as on 1 April 2016	Share in total (In per cent)
	Loans and Advances from the Central Government	
	<i>( ₹ in lakh)</i>	
Variable Interest	7,01,85.75	33.65
0.00 to 1.00	21,59.19	1.04
6.00 to 6.99	0.00	0.00
7.00 to 7.99	10,49,55.17	50.33
8.00 to 8.99	0.00	0.00
9.00 to 9.99	2,93,81.29	14.09
10.00 to 10.99	0.99	0.00
11.00 to 11.99	3,01.52	0.14
12.00 to 12.99	15,36.70	0.74
13.00 to 13.99	28.81	0.01
14 to 14.99	0.00	0.00
<b>Total</b>	<b>20,85,49.42</b>	<b>100.00</b>

## 18. DETAILED STATEMENT ON LOANS AND ADVANCES GIVEN BY THE GOVERNMENT

### Section 1 : Major and Minor Head wise summary of Loans and Advances

Head of Account	Balance as on 1 April 2015	Advanced during the year	Total	Repaid during the year	Write off of irrecoverable loans and advances to Revenue	Balance as on 31 March 2016	Net Increase(+)/ Decrease (-) during the year	Interest credited
<i>(₹ in lakh)</i>								
<b>F - Loans and Advances</b>								
<b>1. Loans for Social Services</b>								
<b>(ii) Loans for Water Supply, Sanitation, Housing and Urban Development</b>								
<b>6215- Loans for Water Supply and Sanitation</b>								
<b>01- Water Supply</b>								
101 Urban Water Supply Programmes								
Loans to Urban Local Bodies for supply of drinking water	41,83.37	0.00	41,83.37	0.00	0.00	41,83.37	0.00	0.00
<b>Total – 101</b>	<b>41,83.37</b>	<b>0.00</b>	<b>41,83.37</b>	<b>0.00</b>	<b>0.00</b>	<b>41,83.37</b>	<b>0.00</b>	<b>0.00</b>
191- Loans to Municipal Corporation								
(i) Municipal Corporations and Municipalities	55,07.69	0.00	55,07.69	0.00	0.00	55,07.69	0.00	0.00
(ii) Loans to Urban Bodies of Tribal Areas for water supply	5,39.45	0.00	5,39.45	0.00	0.00	5,39.45	0.00	0.00
(iii) Replacement of Lavatory/ Construction of community lavatory	4,41.79	0.00	4,41.79	0.00	0.00	4,41.79	0.00	0.00
<b>Total – 191</b>	<b>64,88.93</b>	<b>0.00</b>	<b>64,88.93</b>	<b>0.00</b>	<b>0.00</b>	<b>64,88.93</b>	<b>0.00</b>	<b>0.00</b>
789- Special Component Plan for Scheduled Castes								
Loans to Urban Local Bodies for supply of drinking water	12,59.73	0.00	12,59.73	0.00	0.00	12,59.73	0.00	0.00
<b>Total – 789</b>	<b>12,59.73</b>	<b>0.00</b>	<b>12,59.73</b>	<b>0.00</b>	<b>0.00</b>	<b>12,59.73</b>	<b>0.00</b>	<b>0.00</b>
796- Tribal Area Sub-plan								
(i) Loans to Urban Local Bodies for supply of drinking water to Municipalities	89,77.32	0.00	89,77.32	0.00	0.00	89,77.32	0.00	0.00
<b>Total – 796</b>	<b>89,77.32</b>	<b>0.00</b>	<b>89,77.32</b>	<b>0.00</b>	<b>0.00</b>	<b>89,77.32</b>	<b>0.00</b>	<b>0.00</b>
<b>Total – 01</b>	<b>2,09,09.35</b>	<b>0.00</b>	<b>2,09,09.35</b>	<b>0.00</b>	<b>0.00</b>	<b>2,09,09.35</b>	<b>0.00</b>	<b>0.00</b>

NB Apportionment of balances of the composite State of Bihar as on 14.11.2000 between the successor States, Bihar and Jharkhand have not been done so far (August 2016).

## 18. DETAILED STATEMENT ON LOANS AND ADVANCES GIVEN BY THE GOVERNMENT - contd.

### Section 1 : Major and Minor Head wise summary of Loans and Advances

Head of Account	Balance as on 1 April 2015	Advanced during the year	Total	Repaid during the year	Write off of irrecoverable loans and advances to Revenue	Balance as on 31 March 2016	Net Increase(+)/ Decrease (-) during the year	Interest credited
<i>(₹ in lakh)</i>								
<b>F - Loans and Advances-contd.</b>								
<b>1. Loans for Social Services-contd.</b>								
<b>(ii) Loans for Water Supply, Sanitation, Housing and Urban Development-Contd.</b>								
<b>6215- Loans for Water Supply and Sanitation - contd.</b>								
<b>02- Sewerage and Sanitation</b>								
190- Loans to Public Sector and other undertakings								
(i) Loans to Local Bodies for construction of drains	4,92.24	0.00	4,92.24	0.00	0.00	4,92.24	0.00	0.00
(ii) Loans to Local Bodies for sewerage system	4,78.61	0.00	4,78.61	0.00	0.00	4,78.61	0.00	0.00
(iii) Loans to Local Bodies for replacement/ construction of lavatory/ construction of community lavatory	6,94.99	0.00	6,94.99	0.00	0.00	6,94.99	0.00	0.00
(iv) Loans to Local Bodies for solid waste management	2,25.00	0.00	2,25.00	0.00	0.00	2,25.00	0.00	0.00
<b>Total – 190</b>	<b>18,90.84</b>	<b>0.00</b>	<b>18,90.84</b>	<b>0.00</b>	<b>0.00</b>	<b>18,90.84</b>	<b>0.00</b>	<b>0.00</b>
191- Loan to local bodies and Municipalities/ Municipal Corporation								
(i) Loans to Corporations and Municipalities for Drainage and Sewerage Schemes and conversion of service lavatories into septic tank lavatories	6,26.19	0.00	6,26.19	0.00	0.00	6,26.19	0.00	0.00
(ii) Loans to Urban Local Bodies for sewerage/ replacement of lavatory-sewerage	7,69.27	0.00	7,69.27	0.00	0.00	7,69.27	0.00	0.00
(iii) Loans to Urban Local Bodies for Sewerage/ replacement of Lavatory	3,20.98	0.00	3,20.98	0.00	0.00	3,20.98	0.00	0.00
<b>Total – 191</b>	<b>17,16.44</b>	<b>0.00</b>	<b>17,16.44</b>	<b>0.00</b>	<b>0.00</b>	<b>17,16.44</b>	<b>0.00</b>	<b>0.00</b>

## 18. DETAILED STATEMENT ON LOANS AND ADVANCES GIVEN BY THE GOVERNMENT - contd.

### Section 1 : Major and Minor Head wise summary of Loans and Advances

Head of Account	Balance as on 1 April 2015	Advanced during the year	Total	Repaid during the year	Write off of irrecoverable loans and advances to Revenue	Balance as on 31 March 2016	Net Increase(+)/ Decrease (-) during the year	Interest credited
<i>(₹ in lakh)</i>								
<b>F - Loans and Advances-contd.</b>								
<b>I. Loans for Social Services-contd.</b>								
<b>(ii) Loans for Water Supply, Sanitation, Housing and Urban Development-Contd.</b>								
192 - Assistance to Municipalities/ Municipal councils								
(i) Loans to Urban Local Bodies for replacement / construction of lavatory/ construction of community lavatory, construction of urinal and rehabilitation of Bhangees	1,50.00	0.00	1,50.00	0.00	0.00	1,50.00	0.00	0.00
(ii) Loans to Local bodies for solid waste management	25.00	0.00	25.00	0.00	0.00	25.00	0.00	0.00
(iii) Loans to Urban bodies for sewerage /Drainage	45.52	0.00	45.52	0.00	0.00	45.52	0.00	0.00
<b>Total – 192</b>	<b>2,20.52</b>	<b>0.00</b>	<b>2,20.52</b>	<b>0.00</b>	<b>0.00</b>	<b>2,20.52</b>	<b>0.00</b>	<b>0.00</b>
789- Special Component Plan for Scheduled Castes								
(i) Loans to Urban Local Bodies for replacement/ construction of lavatory, urinal and rehabilitation of Bhangees	1,44.61	0.00	1,44.61	0.00	0.00	1,44.61	0.00	0.00
(ii) Loans to Urban Bodies for construction of sewerage/drainage	70.68	0.00	70.68	0.00	0.00	70.68	0.00	0.00
<b>Total – 789</b>	<b>2,15.29</b>	<b>0.00</b>	<b>2,15.29</b>	<b>0.00</b>	<b>0.00</b>	<b>2,15.29</b>	<b>0.00</b>	<b>0.00</b>
796- Tribal Area Sub-plan								
(i) Loans to Urban Local Bodies for construction of drain	28,10.69	0.00	28,10.69	0.00	0.00	28,10.69	0.00	0.00
(ii) Loans to Urban Local Bodies for replacement of lavatory/ construction of community lavatories	16,83.65	0.00	16,83.65	0.00	0.00	16,83.65	0.00	0.00
<b>Total – 796</b>	<b>44,94.34</b>	<b>0.00</b>	<b>44,94.34</b>	<b>0.00</b>	<b>0.00</b>	<b>44,94.34</b>	<b>0.00</b>	<b>0.00</b>
<b>Total – 02</b>	<b>85,37.43</b>	<b>0.00</b>	<b>85,37.43</b>	<b>0.00</b>	<b>0.00</b>	<b>85,37.43</b>	<b>0.00</b>	<b>0.00</b>
<b>Total – 6215 - Loans for Water Supply and Sanitation</b>	<b>2,94,46.78</b>	<b>0.00</b>	<b>2,94,46.78</b>	<b>0.00</b>	<b>0.00</b>	<b>2,94,46.78</b>	<b>0.00</b>	<b>0.00</b>

## 18. DETAILED STATEMENT ON LOANS AND ADVANCES GIVEN BY THE GOVERNMENT - contd.

### Section 1 : Major and Minor Head wise summary of Loans and Advances

Head of Account	Balance as on 1 April 2015	Advanced during the year	Total	Repaid during the year	Write off of irrecoverable loans and advances to Revenue	Balance as on 31 March 2016	Net Increase(+)/ Decrease (-) during the year	Interest credited
<i>(₹ in lakh)</i>								
<b>F - Loans and Advances-contd.</b>								
<b>1. Loans for Social Services-contd.</b>								
<b>(ii) Loans for Water Supply, Sanitation, Housing and Urban Development-Contd.</b>								
<b>6216- Loans for Housing</b>								
02- Urban Housing								
190- Loans to Public sector and other undertakings-								
(i) Jharkhand State Housing Board	(-)0.52	0.00	(-)0.52	0.00	0.00	(-)0.52 (*)	0.00	0.00
<b>Total – 190</b>	<b>(-)0.52</b>	<b>0.00</b>	<b>(-)0.52</b>	<b>0.00</b>	<b>0.00</b>	<b>(-)0.52</b>	<b>0.00</b>	<b>0.00</b>
201- Loans to Housing Boards								
(i) Loans to Jharkhand State housing Board	11,26.84	0.00	11,26.84	0.00	0.00	11,26.84	0.00	0.00
(ii) Loan to J.S.H. Board for development of acquired land and construction of HIG/MIG/LIG & EWS flats	0.00	10,00.00 (#)	10,00.00	0.00	0.00	10,00.00	10,00.00	0.00
<b>Total – 201</b>	<b>11,26.84</b>	<b>10,00.00</b>	<b>21,26.84</b>	<b>0.00</b>	<b>0.00</b>	<b>21,26.84</b>	<b>10,00.00</b>	<b>0.00</b>
796- Tribal Area Sub-plan								
(i) Loans to Jharkhand State Housing Board	12,65.00	0.00	12,65.00	0.00	0.00	12,65.00	0.00	0.00
(ii) Construction of fruits and Vegetable Shops for displaced persons in Ranchi	50.00	0.00	50.00	0.00	0.00	50.00	0.00	0.00
(iii) Construction of 100 Flats (2 BHK) at Harmu, Ranchi	1,50.00	0.00	1,50.00	0.00	0.00	1,50.00	0.00	0.00
(iv) Development of acquired land and construction of HIG/MIG/LIG/EWS flats	0.00	10,00.00 (#)	10,00.00	0.00	0.00	10,00.00	10,00.00	0.00
(v) Construction of Commercial complex near Shajanand Chowk,Harmu,Ranchi	0.00	3,50.00 (#)	3,50.00	0.00	0.00	3,50.00	3,50.00	0.00
<b>Total – 796</b>	<b>14,65.00</b>	<b>13,50.00</b>	<b>28,15.00</b>	<b>0.00</b>	<b>0.00</b>	<b>28,15.00</b>	<b>13,50.00</b>	<b>0.00</b>
<b>Total – 02</b>	<b>25,91.32</b>	<b>23,50.00</b>	<b>49,41.32</b>	<b>0.00</b>	<b>0.00</b>	<b>49,41.32</b>	<b>23,50.00</b>	<b>0.00</b>

(#) Relates State Plan schemes

(\*) Minus balance is due to recovery of loans (col. 5) pertaining to outstanding balances as on 14.11.2000, which are awaiting apportionment.



## 18. DETAILED STATEMENT ON LOANS AND ADVANCES GIVEN BY THE GOVERNMENT - contd.

### Section 1 : Major and Minor Head wise summary of Loans and Advances

Head of Account	Balance as on 1 April 2015	Advanced during the year	Total	Repaid during the year	Write off of irrecoverable loans and advances to Revenue	Balance as on 31 March 2016	Net Increase(+)/ Decrease (-) during the year	Interest credited
<i>(₹ in lakh)</i>								
<b>F - Loans and Advances-contd.</b>								
<b>1. Loans for Social Services-contd.</b>								
<b>(ii) Loans for Water Supply, Sanitation, Housing and Urban Development-Contd.</b>								
<b>6216- Loans for Housing - conclud.</b>								
80- General								
800- Other Loans								
(i) Middle Income Group Housing Scheme	(-)3,01.00	0.00	(-)3,01.00	0.00	0.00	(-)3,01.00 (*)	0.00	0.00
(ii) Low Income Group Housing Scheme	(-)2.90	0.00	(-)2.90	0.00	0.00	(-)2.90 (*)	0.00	0.00
<b>Total – 800</b>	<b>(-)3,03.90</b>	<b>0.00</b>	<b>(-)3,03.90</b>	<b>0.00</b>	<b>0.00</b>	<b>(-)3,03.90 (*)</b>	<b>0.00</b>	<b>0.00</b>
<b>Total – 80</b>	<b>(-)3,03.90</b>	<b>0.00</b>	<b>(-)3,03.90</b>	<b>0.00</b>	<b>0.00</b>	<b>(-)3,03.90 (*)</b>	<b>0.00</b>	<b>0.00</b>
<b>Total – 6216 - Loans for Housing</b>	<b>22,87.42</b>	<b>23,50.00</b>	<b>46,37.42</b>	<b>0.00</b>	<b>0.00</b>	<b>46,37.42</b>	<b>23,50.00</b>	<b>0.00</b>
<b>6217- Loans for Urban Development</b>								
04- Slum Area Development								
800- Other Loans-								
Loans to Local Bodies for National Slum Area Improvement Programme	17,74.95	0.00	17,74.95	0.00	0.00	17,74.95	0.00	0.00
<b>Total – 04</b>	<b>17,74.95</b>	<b>0.00</b>	<b>17,74.95</b>	<b>0.00</b>	<b>0.00</b>	<b>17,74.95</b>	<b>0.00</b>	<b>0.00</b>

(#) Relates State Plan schemes

(\*) Minus balance is due to recovery of loans (col. 5) pertaining to outstanding balances as on 14.11.2000, which are awaiting apportionment.

## 18. DETAILED STATEMENT ON LOANS AND ADVANCES GIVEN BY THE GOVERNMENT - contd.

### Section 1 : Major and Minor Head wise summary of Loans and Advances

Head of Account	Balance as on 1 April 2015	Advanced during the year	Total	Repaid during the year	Write off of irrecoverable loans and advances to Revenue	Balance as on 31 March 2016	Net Increase(+)/ Decrease (-) during the year	Interest credited
<i>(₹ in lakh)</i>								
<b>F - Loans and Advances-contd.</b>								
<b>1. Loans for Social Services-contd.</b>								
<b>(ii) Loans for Water Supply, Sanitation, Housing and Urban Development - contd.</b>								
<b>6217- Loans for Urban Development - contd.</b>								
60- Other Urban Development Schemes								
191- Loan to local bodies and Municipalities/ Municipal Corporation								
(i) Loans to Municipalities/ Corporations / Districts/ Local Fund Committees	83,16.39	0.00	83,16.39	0.00	0.00	83,16.39	0.00	0.00
(ii) Loans for construction of Municipal Market	4,41.31	0.00	4,41.31	0.00	0.00	4,41.31	0.00	0.00
(iii) Loans to Municipalities for Bus Stand	4,97.19	0.00	4,97.19	0.00	0.00	4,97.19	0.00	0.00
(iv) Loan to Municipal Corporation for Payment of salary to their Permanent Employees	0.00	10,23.69	10,23.69	0.00	0.00	10,23.69	10,23.69	0.00
<b>Total – 191</b>	<b>92,54.89</b>	<b>10,23.69</b>	<b>1,02,78.58</b>	<b>0.00</b>	<b>0.00</b>	<b>1,02,78.58</b>	<b>10,23.69</b>	<b>0.00</b>
192- Loans to Municipalities, Council etc								
(i) Loans to Municipalities/ Council etc.	19,12.63	0.00	19,12.63	0.00	0.00	19,12.63	0.00	0.00
(ii) Loan to the Municipal Council/Municipalities for Payment of Salary to their Permanent Employees	0.00	7,60.23	7,60.23	0.00	0.00	7,60.23	7,60.23	0.00
<b>Total – 192</b>	<b>19,12.63</b>	<b>7,60.23</b>	<b>26,72.86</b>	<b>0.00</b>	<b>0.00</b>	<b>26,72.86</b>	<b>7,60.23</b>	<b>0.00</b>

## 18. DETAILED STATEMENT ON LOANS AND ADVANCES GIVEN BY THE GOVERNMENT - contd.

### Section 1 : Major and Minor Head wise summary of Loans and Advances

Head of Account	Balance as on 1 April 2015	Advanced during the year	Total	Repaid during the year	Write off of irrecoverable loans and advances to Revenue	Balance as on 31 March 2016	Net Increase(+)/ Decrease (-) during the year	Interest credited
<i>(₹ in lakh)</i>								
<b>F - Loans and Advances-contd..</b>								
<b>1. Loans for Social Services-concltd.</b>								
<b>(ii) Loans for Water Supply, Sanitation, Housing and Urban Development-Concltd.</b>								
<b>6217- Loans for Urban Development - concltd.</b>								
193- Loans to Nagar Panchyat/ Notified Area Committee etc.								
(i) Loans to Nagar Panchyat/ Notified Area Committee for Payment of Salary to their Permanent Employees.	2,78.75	1,32.42	4,11.17	0.00	0.00	4,11.17	1,32.42	0.00
<b>Total – 193</b>	<b>2,78.75</b>	<b>1,32.42</b>	<b>4,11.17</b>	<b>0.00</b>	<b>0.00</b>	<b>4,11.17</b>	<b>1,32.42</b>	<b>0.00</b>
796- Tribal Area Sub-plan								
(i) Loans to Urban Local Bodies for Transport	79,86.97	0.00	79,86.97	0.00	0.00	79,86.97	0.00	0.00
(ii) Loans to Urban Local Bodies for construction of market	17,14.32	0.00	17,14.32	0.00	0.00	17,14.32	0.00	0.00
<b>Total – 796</b>	<b>97,01.29</b>	<b>0.00</b>	<b>97,01.29</b>	<b>0.00</b>	<b>0.00</b>	<b>97,01.29</b>	<b>0.00</b>	<b>0.00</b>
789- Special Component Plan for Scheduled Castes								
(i) Loans to Urban Local Bodies for Transport	1,34.00	0.00	1,34.00	0.00	0.00	1,34.00	0.00	0.00
<b>Total – 789</b>	<b>1,34.00</b>	<b>0.00</b>	<b>1,34.00</b>	<b>0.00</b>	<b>0.00</b>	<b>1,34.00</b>	<b>0.00</b>	<b>0.00</b>
800- Other Loans								
(i) Loans to Urban Local Bodies for Transport	32,26.03	0.00	32,26.03	0.00	0.00	32,26.03	0.00	0.00
(ii) Loans to Urban Local Bodies for Construction of Bus Stop	5,25.47	0.00	5,25.47	0.00	0.00	5,25.47	0.00	0.00
<b>Total – 800</b>	<b>37,51.50</b>	<b>0.00</b>	<b>37,51.50</b>	<b>0.00</b>	<b>0.00</b>	<b>37,51.50</b>	<b>0.00</b>	<b>0.00</b>
<b>Total – 60</b>	<b>2,50,33.06</b>	<b>19,16.34</b>	<b>2,69,49.40</b>	<b>0.00</b>	<b>0.00</b>	<b>2,69,49.40</b>	<b>19,16.34</b>	<b>0.00</b>
<b>Total – 6217 - Loans for Urban Development</b>	<b>2,68,08.01</b>	<b>19,16.34</b>	<b>2,87,24.35</b>	<b>0.00</b>	<b>0.00</b>	<b>2,87,24.35</b>	<b>19,16.34</b>	<b>0.00</b>
<b>Total – (ii) Loans for Water Supply, Sanitation, Housing and Urban Development</b>	<b>5,85,42.21</b>	<b>42,66.34</b>	<b>6,28,08.55</b>	<b>0.00</b>	<b>0.00</b>	<b>6,28,08.55</b>	<b>42,66.34</b>	<b>0.00</b>

## 18. DETAILED STATEMENT ON LOANS AND ADVANCES GIVEN BY THE GOVERNMENT - contd.

### Section 1 : Major and Minor Head wise summary of Loans and Advances

Head of Account	Balance as on 1 April 2015	Advanced during the year	Total	Repaid during the year	Write off of irrecoverable loans and advances to Revenue	Balance as on 31 March 2016	Net Increase(+)/ Decrease (-) during the year	Interest credited
<i>(₹ in lakh)</i>								
<b>F - Loans and Advances-contd..</b>								
<b>(iii) Social Welfare and Nutrition-</b>								
<b>6245- Loans for Relief on account of Natural Calamities</b>								
02- Floods Cyclones								
800- Other Loans-								
(i) Loans to District Board/Authorities on account of Natural Calamities	(-)39.70	0.00	(-)39.70	7.96	0.00	(-)47.66 (*)	(-)7.96	0.00
(ii) Other Scheme Balance under each being ₹ 25 lakhs and less	(-)0.01	0.00	(-)0.01	0.00	0.00	(-)0.01 (*)	0.00	0.00
<b>Total – 800</b>	<b>(-)39.71</b>	<b>0.00</b>	<b>(-)39.71</b>	<b>7.96</b>	<b>0.00</b>	<b>(-)47.67</b>	<b>(-)7.96</b>	<b>0.00</b>
<b>Total – 02</b>	<b>(-)39.71</b>	<b>0.00</b>	<b>(-)39.71</b>	<b>7.96</b>	<b>0.00</b>	<b>(-)47.67</b>	<b>(-)7.96</b>	<b>0.00</b>
<b>Total – 6245 - Loans for Relief on account of Natural Calamities</b>	<b>(-)39.71</b>	<b>0.00</b>	<b>(-)39.71</b>	<b>7.96</b>	<b>0.00</b>	<b>(-)47.67</b>	<b>(-)7.96</b>	<b>0.00</b>
<b>Total – (iii) Social Welfare and Nutrition</b>	<b>(-)39.71</b>	<b>0.00</b>	<b>(-)39.71</b>	<b>7.96</b>	<b>0.00</b>	<b>(-)47.67</b>	<b>(-)7.96</b>	<b>0.00</b>
<b>Total – 1. Loans for Social Services</b>	<b>5,85,02.50</b>	<b>42,66.34</b>	<b>6,27,68.84</b>	<b>7.96</b>	<b>0.00</b>	<b>6,27,60.88</b>	<b>42,58.38</b>	<b>0.00</b>

(\*) Minus balance is due recovery of loans (col. 5) pertaining to outstanding balances as on 14.11.2000, which are awaiting apportionment.

## 18. DETAILED STATEMENT ON LOANS AND ADVANCES GIVEN BY THE GOVERNMENT - contd.

### Section 1 : Major and Minor Head wise summary of Loans and Advances

Head of Account	Balance as on 1 April 2015	Advanced during the year	Total	Repaid during the year	Write off of irrecoverable loans and advances to Revenue	Balance as on 31 March 2016	Net Increase(+)/ Decrease (-) during the year	Interest credited
<i>(₹ in lakh)</i>								
<b>F - Loans and Advances-contd.</b>								
<b>2. Loans for Economic Services</b>								
<b>(i) Loans for Agriculture and Allied Activities</b>								
<b>6401- Loans for Crop Husbandry-</b>								
103- Seeds-								
(i) Cultivators- for purchase of quality seeds for increased production	(-)1.03	0.00	(-)1.03	0.00	0.00	(-)1.03 (*)	0.00	0.00
<b>Total – 103</b>	<b>(-)1.03</b>	<b>0.00</b>	<b>(-)1.03</b>	<b>0.00</b>	<b>0.00</b>	<b>(-)1.03</b>	<b>0.00</b>	<b>0.00</b>
<b>800- Other Loans</b>								
(i) Other Schemes balances under each being ₹ 25 lakh and less	(-)1.76	0.00	(-)1.76	0.00	0.00	(-)1.76 (*)	0.00	0.00
<b>Total – 800</b>	<b>(-)1.76</b>	<b>0.00</b>	<b>(-)1.76</b>	<b>0.00</b>	<b>0.00</b>	<b>(-)1.76</b>	<b>0.00</b>	<b>0.00</b>
<b>Total 6401- Loans for Crop Husbandry</b>	<b>(-)2.79</b>	<b>0.00</b>	<b>(-)2.79</b>	<b>0.00</b>	<b>0.00</b>	<b>(-)2.79</b>	<b>0.00</b>	<b>0.00</b>
<b>6425- Loans for Co-operation</b>								
107- Loans to credit Cooperatives-								
(i) For Agricultural Credit (Stabilisation) Fund	(-)7.44	0.00	(-)7.44	0.00	0.00	(-)7.44 (*)	0.00	0.00
<b>Total – 107</b>	<b>(-)7.44</b>	<b>0.00</b>	<b>(-)7.44</b>	<b>0.00</b>	<b>0.00</b>	<b>(-)7.44</b>	<b>0.00</b>	<b>0.00</b>

## 18. DETAILED STATEMENT ON LOANS AND ADVANCES GIVEN BY THE GOVERNMENT - contd.

### Section 1 : Major and Minor Head wise summary of Loans and Advances

Head of Account	Balance as on 1 April 2015	Advanced during the year	Total	Repaid during the year	Write off of irrecoverable loans and advances to Revenue	Balance as on 31 March 2016	Net Increase(+)/ Decrease (-) during the year	Interest credited
<i>(₹ in lakh)</i>								
<b>F - Loans and Advances - contd.</b>								
<b>2. Loans for Economic Services - contd.</b>								
<b>(i) Loans for Agriculture and Allied Activities - contd.</b>								
<b>6425- Loans for Co-operation - contd.</b>								
108- Loans to other Co-operatives								
(i) Loans to I.C.D.P financed by National Co-operative Development Corporation	8,07.59	2,16.71 (#)	10,24.30	8.25	0.00	10,16.05	2,08.46	0.00
(ii) Credit for Self Dependent Co-operative Societies financed by NCDC	99.72	0.00	99.72	0.00	0.00	99.72	0.00	0.00
(a) Warehousing and Marketing co-operatives								
(i) Loans for construction of Godown under EEC Project	(-)1.55	0.00	(-)1.55	0.00	0.00	(-)1.55 (*)	0.00	0.00
<b>Total – (a)</b>	<b>(-)1.55</b>	<b>0.00</b>	<b>(-)1.55</b>	<b>0.00</b>	<b>0.00</b>	<b>(-)1.55 (*)</b>	<b>0.00</b>	<b>0.00</b>
(b) Other Processing Cooperative Societies	(-)0.54	0.00	(-)0.54	0.00	0.00	(-)0.54 (*)	0.00	0.00
<b>Total – (b)</b>	<b>(-)0.54</b>	<b>0.00</b>	<b>(-)0.54</b>	<b>0.00</b>	<b>0.00</b>	<b>(-)0.54</b>	<b>0.00</b>	<b>0.00</b>
<b>Total – 108</b>	<b>9,05.22</b>	<b>2,16.71</b>	<b>11,21.93</b>	<b>8.25</b>	<b>0.00</b>	<b>11,13.68</b>	<b>2,08.46</b>	<b>0.00</b>

(#) Relates to State Plan schemes

(\*) Minus balance is due to recovery of loans (col. 5) pertaining to outstanding balances as on 14.11.2000, which are awaiting apportionment.

## 18. DETAILED STATEMENT ON LOANS AND ADVANCES GIVEN BY THE GOVERNMENT - contd.

### Section 1 : Major and Minor Head wise summary of Loans and Advances

Head of Account	Balance as on 1 April 2015	Advanced during the year	Total	Repaid during the year	Write off of irrecoverable loans and advances to Revenue	Balance as on 31 March 2016	Net Increase(+)/ Decrease (-) during the year	Interest credited
<i>(₹ in lakh)</i>								
<b>F - Loans and Advances-contd.</b>								
<b>2. Loans for Economic Services - contd.</b>								
<b>(i) Loans for Agriculture and Allied Activities - contd.</b>								
<b>6425- Loans for Co-operation - contd.</b>								
789 Special Component Plan for Scheduled Castes								
(i) Loans for I.C.D.P financed by National Co-operative Development Corporation	5,91.76	0.00	5,91.76	0.00	0.00	5,91.76	0.00	0.00
(ii) Loans for Self Dependent Cooperative Societies under N.C.D.C Sponsored Scheme	1,12.63	0.00	1,12.63	0.00	0.00	1,12.63	0.00	0.00
<b>Total – 789</b>	<b>7,04.39</b>	<b>0.00</b>	<b>7,04.39</b>	<b>0.00</b>	<b>0.00</b>	<b>7,04.39</b>	<b>0.00</b>	<b>0.00</b>
796- Tribal Area Sub-plan								
(i) Loans for Self Dependent Co-operative Societies under N.C.D.C Sponsored Scheme	2,95.47	0.00	2,95.47	0.00	0.00	2,95.47	0.00	0.00
(ii) Loans to I.C.D.P financed by National Co-operative Development Corporation	19,65.05	6,68.49 (#)	26,33.54	0.00	0.00	26,33.54	6,68.49	0.00
<b>Total – 796</b>	<b>22,60.52</b>	<b>6,68.49</b>	<b>29,29.01</b>	<b>0.00</b>	<b>0.00</b>	<b>29,29.01</b>	<b>6,68.49</b>	<b>0.00</b>
190- Loans to Public Sector and other undertakings-								
(i) Loans to Bihar State Marketing Union for payment of dues	1,23.62	0.00	1,23.62	0.00	0.00	1,23.62	0.00	0.00
(ii) Loans to Central Co-operative Bank for Consolidated Co-operative Development Project	3,74.71	0.00	3,74.71	0.00	0.00	3,74.71	0.00	0.00
(iii) Loans for Purification/Cold Storage/Godwon Construction Project by National Cooperative Development Corporation	80.00	0.00	80.00	0.00	0.00	80.00	0.00	0.00
(iv) Loans to JHASKOLAMPH for Lac Farmers and extension	3,00.00	0.00	3,00.00	0.00	0.00	3,00.00	0.00	0.00
(v) Loans to I.C.D.P financed by National Co-operative Development Corporation	4,10.00	0.00	4,10.00	0.00	0.00	4,10.00	0.00	0.00
<b>Total – 190</b>	<b>12,88.33</b>	<b>0.00</b>	<b>12,88.33</b>	<b>0.00</b>	<b>0.00</b>	<b>12,88.33</b>	<b>0.00</b>	<b>0.00</b>

(#) Relates to State Plan schemes

## 18. DETAILED STATEMENT ON LOANS AND ADVANCES GIVEN BY THE GOVERNMENT - contd.

### Section 1 : Major and Minor Head wise summary of Loans and Advances

Head of Account	Balance as on 1 April 2015	Advanced during the year	Total	Repaid during the year	Write off of irrecoverable loans and advances to Revenue	Balance as on 31 March 2016	Net Increase(+)/ Decrease (-) during the year	Interest credited
<i>(₹ in lakh)</i>								
<b>F - Loans and Advances-contd.</b>								
<b>2. Loans for Economic Services - contd.</b>								
<b>(i) Loans for Agriculture and Allied Activities - conclud.</b>								
<b>6425- Loans for Co-operation - conclud.</b>								
195-Assistance to Cooperatives								
Loans for I.C.D.P financed by National Co-operative Development Corporation	1,00.00	0.00	1,00.00	0.00	0.00	1,00.00	0.00	0.00
<b>Total 195</b>	<b>1,00.00</b>	<b>0.00</b>	<b>1,00.00</b>	<b>0.00</b>	<b>0.00</b>	<b>1,00.00</b>	<b>0.00</b>	<b>0.00</b>
<b>Total – 6425 - Loans for Co-operation</b>	<b>52,51.02</b>	<b>8,85.20</b>	<b>61,36.22</b>	<b>8.25</b>	<b>0.00</b>	<b>61,27.97</b>	<b>8,76.95</b>	<b>0.00</b>
<b>Total – (i) Loans for Agriculture and Allied Activities</b>	<b>52,48.23</b>	<b>8,85.20</b>	<b>61,33.43</b>	<b>8.25</b>	<b>0.00</b>	<b>61,25.18</b>	<b>8,76.95</b>	<b>0.00</b>
<b>(ii) Loans for Rural Development</b>								
<b>6506- Loans for Land Reforms</b>								
800- Other Loans								
(i) Loans to farmers under Land Development Loans Act	(-)0.20	0.00	(-)0.20	0.00	0.00	(-)0.20 (*)	0.00	0.00
<b>Total – 800</b>	<b>(-)0.20</b>	<b>0.00</b>	<b>(-)0.20</b>	<b>0.00</b>	<b>0.00</b>	<b>(-)0.20</b>	<b>0.00</b>	<b>0.00</b>
<b>Total – 6506 - Loans for Land Reforms</b>	<b>(-)0.20</b>	<b>0.00</b>	<b>(-)0.20</b>	<b>0.00</b>	<b>0.00</b>	<b>(-)0.20</b>	<b>0.00</b>	<b>0.00</b>
<b>6515- Loans for other Rural Development programmes</b>								
102- Community Development								
(i) Loans to District and other Local Fund Committees	12,29.17	0.00	12,29.17	0.00	0.00	12,29.17	0.00	0.00
<b>Total – 102</b>	<b>12,29.17</b>	<b>0.00</b>	<b>12,29.17</b>	<b>0.00</b>	<b>0.00</b>	<b>12,29.17</b>	<b>0.00</b>	<b>0.00</b>

(\*) Minus balance is due to recovery of loans (col. 5) pertaining to outstanding balances as on 14.11.2000, which are awaiting apportionment.



## 18. DETAILED STATEMENT ON LOANS AND ADVANCES GIVEN BY THE GOVERNMENT - contd.

### Section 1 : Major and Minor Head wise summary of Loans and Advances

Head of Account	Balance as on 1 April 2015	Advanced during the year	Total	Repaid during the year	Write off of irrecoverable loans and advances to Revenue	Balance as on 31 March 2016	Net Increase(+)/ Decrease (-) during the year	Interest credited
<i>(₹ in lakh)</i>								
<b>F - Loans and Advances - contd.</b>								
<b>2. Loans for Economic Services - contd.</b>								
<b>(ii) Loans for Rural Development</b>								
<b>6515- Loans for other Rural Development programmes</b>								
<b>197- Loans to Zilla Parishad/ District Level Panchayats</b>								
(i) Loans to District and other Local Fund Committees	4,99.44	3,42.45	8,41.89	55.93	0.00	7,85.96	2,86.52	0.00
<b>Total - 197</b>	<b>4,99.44</b>	<b>3,42.45</b>	<b>8,41.89</b>	<b>55.93</b>	<b>0.00</b>	<b>7,85.96</b>	<b>2,86.52</b>	<b>0.00</b>
<b>Total - 6515 - Loans for other Rural Development programmes</b>	<b>17,28.61</b>	<b>3,42.45</b>	<b>20,71.06</b>	<b>55.93</b>	<b>0.00</b>	<b>20,15.13</b>	<b>2,86.52</b>	<b>0.00</b>
<b>Total - (ii) Loans for Rural Development</b>	<b>17,28.41</b>	<b>3,42.45</b>	<b>20,70.86</b>	<b>55.93</b>	<b>0.00</b>	<b>20,14.93</b>	<b>2,86.52</b>	<b>0.00</b>

## 18. DETAILED STATEMENT ON LOANS AND ADVANCES GIVEN BY THE GOVERNMENT - contd.

### Section 1 : Major and Minor Head wise summary of Loans and Advances

Head of Account	Balance as on 1 April 2015	Advanced during the year	Total	Repaid during the year	Write off of irrecoverable loans and advances to Revenue	Balance as on 31 March 2016	Net Increase(+)/ Decrease (-) during the year	Interest credited
<i>(₹ in lakh)</i>								
<b>F - Loans and Advances-contd.</b>								
<b>2. Loans for Economic Services - contd.</b>								
<b>(iv) Loans for Energy</b>								
<b>6801- Loans for Power Projects</b>								
190- Loans to Public Sector and Other Undertakings								
(i) Loan to Jharkhand Bijli Vitran Nigam Ltd. (JBVNL)	0.00	61,36,37.00 (#)	61,36,37.00	0.00	0.00	61,36,37.00	61,36,37.00	0.00
<b>Total 190</b>	<b>0.00</b>	<b>61,36,37.00</b>	<b>61,36,37.00</b>	<b>0.00</b>	<b>0.00</b>	<b>61,36,37.00</b>	<b>61,36,37.00</b>	<b>0.00</b>
<b>201- Hydel Generation-</b>								
(i) Loans to Tenughat Hydel Project	3,80.00	0.00	3,80.00	0.00	0.00	3,80.00	0.00	0.00
(ii) Loans to J.S.E.B for annual development programme	1,98,42.17	1,92,20.00 (#)	3,90,62.17	0.00	0.00	3,90,62.17	1,92,20.00	0.00
<b>Total 201</b>	<b>2,02,22.17</b>	<b>1,92,20.00</b>	<b>3,94,42.17</b>	<b>0.00</b>	<b>0.00</b>	<b>3,94,42.17</b>	<b>1,92,20.00</b>	<b>0.00</b>
<b>202- Thermal Power generation</b>								
(i) Loans to Tenughat Power Project	57,00.00	0.00	57,00.00	0.00	0.00	57,00.00	0.00	0.00
(ii) Loans to JSEB for Coal Blocks and Plants	34,96.50	50,00.00 (#)	84,96.50	0.00	0.00	84,96.50	50,00.00	0.00
<b>Total 202</b>	<b>91,96.50</b>	<b>50,00.00</b>	<b>1,41,96.50</b>	<b>0.00</b>	<b>0.00</b>	<b>1,41,96.50</b>	<b>50,00.00</b>	<b>0.00</b>
<b>204- Rural Electrification</b>								
(i) Loan to Jharkhand State Electricity Board	1,36,00.00	0.00	1,36,00.00	0.00	0.00	1,36,00.00	0.00	0.00
<b>Total 204</b>	<b>1,36,00.00</b>	<b>0.00</b>	<b>1,36,00.00</b>	<b>0.00</b>	<b>0.00</b>	<b>1,36,00.00</b>	<b>0.00</b>	<b>0.00</b>
<b>205- Transmission and Distribution</b>								
(i) R-APDRP Part-B	0.00	1,55,00.00 (#)	1,55,00.00	0.00	0.00	1,55,00.00	1,55,00.00	0.00
<b>Total 205</b>	<b>0.00</b>	<b>1,55,00.00</b>	<b>1,55,00.00</b>	<b>0.00</b>	<b>0.00</b>	<b>1,55,00.00</b>	<b>1,55,00.00</b>	<b>0.00</b>

## 18. DETAILED STATEMENT ON LOANS AND ADVANCES GIVEN BY THE GOVERNMENT - contd.

### Section 1 : Major and Minor Head wise summary of Loans and Advances

Head of Account	Balance as on 1 April 2015	Advanced during the year	Total	Repaid during the year	Write off of irrecoverable loans and advances to Revenue	Balance as on 31 March 2016	Net Increase(+)/ Decrease (-) during the year	Interest credited
<i>(₹ in lakh)</i>								
<b>F - Loans and Advances-contd.</b>								
<b>2. Loans for Economic Services - contd.</b>								
<b>(iv) Loans for Energy - contd.</b>								
<b>6801- Loans for Power Projects - contd.</b>								
789- Special Component Plan for Scheduled Castes								
(i) Loans to Jharkhand State Electricity Board for Training etc.	52,28.51	0.00	52,28.51	0.00	0.00	52,28.51	0.00	0.00
(ii) Loans to Jharkhand State Electricity Board for Communication	7,06.97	0.00	7,06.97	0.00	0.00	7,06.97	0.00	0.00
(iii) Loans to Jharkhand State Electricity Board for Distribution	6,84.48	0.00	6,84.48	0.00	0.00	6,84.48	0.00	0.00
(iv) Loans to Jharkhand State Electricity Board for annual development programme	53,10.62	0.00	53,10.62	0.00	0.00	53,10.62	0.00	0.00
(v) Loans to Jharkhand State Electricity Board for Transmission	1,58,58.74	69,15.45 (#)	2,27,74.19	0.00	0.00	2,27,74.19	69,15.45	0.00
(vi) R-APDRP Part-B	0.00	30,00.00 (#)	30,00.00	0.00	0.00	30,00.00	30,00.00	0.00
(vii) Integrated Power Development Scheme	0.00	6,00.00 (#)	6,00.00	0.00	0.00	6,00.00	6,00.00	0.00
(viii) Credit to Jharkhand State Electricity Board under Re-Structure A.P.D.R.P.	0.00	33.12 (#)	33.12	0.00	0.00	33.12	33.12	0.00
(ix) Loan to Jharkhand Bijli Vitaran Nigam Ltd. for Annual Development Programme	0.00	37,20.00 (#)	37,20.00	0.00	0.00	37,20.00	37,20.00	0.00
<b>Total – 789</b>	<b>2,77,89.32</b>	<b>1,42,68.57</b>	<b>4,20,57.89</b>	<b>0.00</b>	<b>0.00</b>	<b>4,20,57.89</b>	<b>1,42,68.57</b>	<b>0.00</b>

(#) Relates to State Plan schemes

## 18. DETAILED STATEMENT ON LOANS AND ADVANCES GIVEN BY THE GOVERNMENT - contd.

### Section 1 : Major and Minor Head wise summary of Loans and Advances

Head of Account	Balance as on 1 April 2015	Advanced during the year	Total	Repaid during the year	Write off of irrecoverable loans and advances to Revenue	Balance as on 31 March 2016	Net Increase(+)/ Decrease (-) during the year	Interest credited
<i>(₹ in lakh)</i>								
<b>F - Loans and Advances-contd.</b>								
<b>2. Loans for Economic Services - contd.</b>								
<b>(iv) Loans for Energy - contd.</b>								
<b>6801- Loans for Power Projects - contd.</b>								
796- Tribal Area Sub-plan								
(i) Loans to Jharkhand State Electricity Board	2,09,41.03	0.00	2,09,41.03	0.00	0.00	2,09,41.03	0.00	0.00
(ii) Loans to J.S.E.B for communication	14,44.69	0.00	14,44.69	0.00	0.00	14,44.69	0.00	0.00
(iii) Loans to J.S.E.B for annual development programme	1,37,71.37	0.00	1,37,71.37	0.00	0.00	1,37,71.37	0.00	0.00
(iv) Loans to Jharkhand State Electricity Board for Distribution	90,95.46	0.00	90,95.46	0.00	0.00	90,95.46	0.00	0.00
(v) Loans to Jharkhand State Electricity Board for Transmission	3,72,49.57	0.00	3,72,49.57	0.00	0.00	3,72,49.57	0.00	0.00
(vi) Loan to Jharkhand Urja Sancharan Nigam Ltd.for Transmission	0.00	1,49,83.49 (#)	1,49,83.49	0.00	0.00	1,49,83.49	1,49,83.49	0.00
(vii) loan to Jharkhand Bijli Vitaran Nigam Ltd.for Annual Development Programme	0.00	80,60.00 (#)	80,60.00	0.00	0.00	80,60.00	80,60.00	0.00
(viii) R-APDRP Part-B	0.00	65,00.00 (#)	65,00.00	0.00	0.00	65,00.00	65,00.00	0.00
(ix) Integrated Power Development Scheme (IPDS)	0.00	13,00.00 (#)	13,00.00	0.00	0.00	13,00.00	13,00.00	0.00
(x) Credit to Jharkhand State Electricity Board under Re-Structure A.P.D.R.P.	0.00	71.76 (#)	71.76	0.00	0.00	71.76	71.76	0.00
<b>Total – 796</b>	<b>8,25,02.12</b>	<b>3,09,15.25</b>	<b>11,34,17.37</b>	<b>0.00</b>	<b>0.00</b>	<b>11,34,17.37</b>	<b>3,09,15.25</b>	<b>0.00</b>

## 18. DETAILED STATEMENT ON LOANS AND ADVANCES GIVEN BY THE GOVERNMENT - contd.

### Section 1 : Major and Minor Head wise summary of Loans and Advances

Head of Account	Balance as on 1 April 2015	Advanced during the year	Total	Repaid during the year	Write off of irrecoverable loans and advances to Revenue	Balance as on 31 March 2016	Net Increase(+)/ Decrease (-) during the year	Interest credited
<i>(₹ in lakh)</i>								
<b>F - Loans and Advances-contd.</b>								
<b>2. Loans for Economic Services - contd.</b>								
<b>(iv) Loans for Energy - contd.</b>								
<b>6801- Loans for Power Projects - contd.</b>								
<b>800- Other Loans to Electricity Boards-</b>								
(i) Jharkhand State Electricity Board	33,17,67.09	0.00	33,17,67.09	0.00	0.00	33,17,67.09	0.00	0.00
(ii) Loans to Electricity Board against direct reduction made by the Central Government against the arrears of Jharkhand State Electricity Board	1,20,41.00	0.00	1,20,41.00	0.00	0.00	1,20,41.00	0.00	0.00
(iii) Loans for saturation	30,00.00	0.00	30,00.00	0.00	0.00	30,00.00	0.00	0.00
(iv) Loans for production to Patratu Thermal Power	20,00.00	0.00	20,00.00	0.00	0.00	20,00.00	0.00	0.00
(v) Loans for establishment of land and building of new electricity board	2,00.00	0.00	2,00.00	0.00	0.00	2,00.00	0.00	0.00
(vi) Loans for distribution	1,98,91.71	0.00	1,98,91.71	0.00	0.00	1,98,91.71	0.00	0.00
(vii) Loans to Jharkhand State Electricity Board	5,67,04.56	0.00	5,67,04.56	0.00	0.00	5,67,04.56	0.00	0.00
(viii) Loans to J.S.E.B for Accelerated Power Development Programme	1,97,54.70	0.00	1,97,54.70	0.00	0.00	1,97,54.70	0.00	0.00
(ix) Loans for repayment of outstanding interest against bonds issued by Electricity Board	8,48,54.32	0.00	8,48,54.32	0.00	0.00	8,48,54.32	0.00	0.00
(x) Power Bonds - interest payment	2,51,64.08	0.00	2,51,64.08	0.00	0.00	2,51,64.08	0.00	0.00
(xi) Loans to Jharkhand State Electricity Board for Communication	9,22.14	0.00	9,22.14	0.00	0.00	9,22.14	0.00	0.00
(xii) Loans to Jharkhand State Electricity Board for production	2,31,00.00	0.00	2,31,00.00	0.00	0.00	2,31,00.00	0.00	0.00

## 18. DETAILED STATEMENT ON LOANS AND ADVANCES GIVEN BY THE GOVERNMENT - contd.

### Section 1 : Major and Minor Head wise summary of Loans and Advances

Head of Account	Balance as on 1 April 2015	Advanced during the year	Total	Repaid during the year	Write off of irrecoverable loans and advances to Revenue	Balance as on 31 March 2016	Net Increase(+)/ Decrease (-) during the year	Interest credited
<i>(₹ in lakh)</i>								
<b>F - Loans and Advances-contd.</b>								
<b>2. Loans for Economic Services - contd.</b>								
<b>(iv) Loans for Energy - conclud.</b>								
<b>6801- Loans for Power Projects - conclud.</b>								
(xiii) Loans to Jharkhand State Electricity Board for transmission	7,52,50.06	0.00	7,52,50.06	0.00	0.00	7,52,50.06	0.00	0.00
(xiv) Loan to Jharkhand Urja Sancharan Nigam Ltd. for Transmission	0.00	3,57,29.85 (#)	3,57,29.85	0.00	0.00	3,57,29.85	3,57,29.85	0.00
(xv) Integrated Power Development Scheme (IPDS)	0.00	31,00.00 (#)	31,00.00	0.00	0.00	31,00.00	31,00.00	0.00
(xvi) Credit to Jharkhand State Electricity Board under Re-Structure A.P.D.R.P	0.00	1,71.12 (#)	1,71.12	0.00	0.00	1,71.12	1,71.12	0.00
<b>Total – 800</b>	<b>65,46,49.66</b>	<b>3,90,00.97</b>	<b>69,36,50.63</b>	<b>0.00</b>	<b>0.00</b>	<b>69,36,50.63</b>	<b>3,90,00.97</b>	<b>0.00</b>
<b>Total – 6801 Loans for Power Project</b>	<b>80,79,59.77</b>	<b>73,75,41.79</b>	<b>1,54,55,01.56</b>	<b>0.00</b>	<b>0.00</b>	<b>1,54,55,01.56</b>	<b>73,75,41.79</b>	<b>0.00</b>
<b>Total – (iv) Loans for Energy</b>	<b>80,79,59.77</b>	<b>73,75,41.79</b>	<b>1,54,55,01.56</b>	<b>0.00</b>	<b>0.00</b>	<b>1,54,55,01.56</b>	<b>73,75,41.79</b>	<b>0.00</b>

(#) Relates to State Plan schemes

## 18. DETAILED STATEMENT ON LOANS AND ADVANCES GIVEN BY THE GOVERNMENT - contd.

### Section 1 : Major and Minor Head wise summary of Loans and Advances

Head of Account	Balance as on 1 April 2015	Advanced during the year	Total	Repaid during the year	Write off of irrecoverable loans and advances to Revenue	Balance as on 31 March 2016	Net Increase(+)/ Decrease (-) during the year	Interest credited	
						<i>(₹ in lakh)</i>			
<b>F - Loans and Advances-contd.</b>									
<b>2. Loans for Economic Services - contd.</b>									
<b>(v) Loans for Industries and Minerals</b>									
<b>6851- Loans for Village and Small Industries-</b>									
102- Small Scale Industries									
(i) Bihar State Small Industries Corporation	(-)13.34	0.00	(-)13.34	0.00	0.00	(-)13.34 (*)	0.00	0.00	
(ii) Loans for revitalisation of closed and sick Industries	(-)1,76.01	0.00	(-)1,76.01	0.00	0.00	(-)1,76.01 (*)	0.00	0.00	
<b>Total – 102</b>	<b>(-)1,89.35</b>	<b>0.00</b>	<b>(-)1,89.35</b>	<b>0.00</b>	<b>0.00</b>	<b>(-)1,89.35</b>	<b>0.00</b>	<b>0.00</b>	
200- Other Village Industries									
(i) Loans to Industrial units under District Industrial Centres	(-)7.84	0.00	(-)7.84	0.00	0.00	(-)7.84 (*)	0.00	0.00	
(ii) Loans to Industrial Companies under State Aid to Industrial Act,1956	(-)0.27	0.00	(-)0.27	0.00	0.00	(-)0.27 (*)	0.00	0.00	
<b>Total – 200</b>	<b>(-)8.11</b>	<b>0.00</b>	<b>(-)8.11</b>	<b>0.00</b>	<b>0.00</b>	<b>(-)8.11 (*)</b>	<b>0.00</b>	<b>0.00</b>	
796- Tribal Area Sub-plan									
(i) Centrally Sponsored Scheme- Loans to Industrial units under District Industries Centres	(-)36.18	0.00	(-)36.18	0.00	0.00	(-)36.18 (*)	0.00	0.00	
(ii) Recovery of Interest free loan received from industrial Units	(-)1,25.42	0.00	(-)1,25.42	0.00	0.00	(-)1,25.42 (*)	0.00	0.00	
<b>Total – 796</b>	<b>(-)1,61.60</b>	<b>0.00</b>	<b>(-)1,61.60</b>	<b>0.00</b>	<b>0.00</b>	<b>(-)1,61.60</b>	<b>0.00</b>	<b>0.00</b>	
<b>Total – 6851- Loans for Village and Small Industries</b>	<b>(-)3,59.06</b>	<b>0.00</b>	<b>(-)3,59.06</b>	<b>0.00</b>	<b>0.00</b>	<b>(-)3,59.06</b>	<b>0.00</b>	<b>0.00</b>	
<b>6885- Other Loans to Industries and Minerals</b>									
<b>01- Loans to Industrial Financial Institutions-</b>									
190- Loans to Public Sector and other undertakings-									
(i) Interest free loans to Industries in lieu of exemption from Sales Tax	(-)1,59.23	0.00	(-)1,59.23	0.00	0.00	(-)1,59.23 (*)	0.00	0.00	
<b>Total – 190</b>	<b>(-)1,59.23</b>	<b>0.00</b>	<b>(-)1,59.23</b>	<b>0.00</b>	<b>0.00</b>	<b>(-)1,59.23</b>	<b>0.00</b>	<b>0.00</b>	

(\*) Minus balance is due to recovery of loans (col. 5) pertaining to outstanding balances as on 14.11.2000, which are awaiting apportionment.

## 18. DETAILED STATEMENT ON LOANS AND ADVANCES GIVEN BY THE GOVERNMENT - contd.

### Section 1 : Major and Minor Head wise summary of Loans and Advances

Head of Account	Balance as on 1 April 2015	Advanced during the year	Total	Repaid during the year	Write off of irrecoverable loans and advances to Revenue	Balance as on 31 March 2016	Net Increase(+)/ Decrease (-) during the year	Interest credited
<i>(₹ in lakh)</i>								
<b>F - Loans and Advances-contd.</b>								
<b>2. Loans for Economic Services - contd.</b>								
<b>(v) Loans for Industries and Minerals - concld.</b>								
<b>6885- Other Loans to Industries and Minerals - concld.</b>								
796- Tribal Area Sub-plan								
(i) Interest free loans to Industries in lieu of exemption from Sales Tax	(-)55.95	0.00	(-)55.95	0.00	0.00	(-)55.95 (*)	0.00	0.00
(ii) Loans for sick and closed industrial units	31,64.39	0.00	31,64.39	0.00	0.00	31,64.39	0.00	0.00
<b>Total – 796</b>	<b>31,08.44</b>	<b>0.00</b>	<b>31,08.44</b>	<b>0.00</b>	<b>0.00</b>	<b>31,08.44</b>	<b>0.00</b>	<b>0.00</b>
<b>Total – 01</b>	<b>29,49.21</b>	<b>0.00</b>	<b>29,49.21</b>	<b>0.00</b>	<b>0.00</b>	<b>29,49.21</b>	<b>0.00</b>	<b>0.00</b>
<b>60- Others-</b>								
796- Tribal Area Sub-plan								
(i) Loans to revitalisation of closed and sick units of large and medium industries	2,23.81	0.00	2,23.81	0.00	0.00	2,23.81	0.00	0.00
(ii) Interest free loans to sick and closed industrial units	(-)3.40	0.00	(-)3.40	0.00	0.00	(-)3.40	0.00	0.00
<b>Total – 796</b>	<b>2,20.41</b>	<b>0.00</b>	<b>2,20.41</b>	<b>0.00</b>	<b>0.00</b>	<b>2,20.41</b>	<b>0.00</b>	<b>0.00</b>
800- Other Loans-								
(i) Loans to revitalise closed and sick units of large and medium industries	(-)45.79	0.00	(-)45.79	0.00	0.00	(-)45.79 (*)	0.00	0.00
(ii) Interest free loans to sick and closed industrial units	(-)0.25	0.00	(-)0.25	0.00	0.00	(-)0.25 (*)	0.00	0.00
<b>Total – 800</b>	<b>(-)46.04</b>	<b>0.00</b>	<b>(-)46.04</b>	<b>0.00</b>	<b>0.00</b>	<b>(-)46.04</b>	<b>0.00</b>	<b>0.00</b>
<b>Total – 60</b>	<b>1,74.37</b>	<b>0.00</b>	<b>1,74.37</b>	<b>0.00</b>	<b>0.00</b>	<b>1,74.37</b>	<b>0.00</b>	<b>0.00</b>
<b>Total – 6885 – Other Loans to Industries and Minerals</b>	<b>31,23.58</b>	<b>0.00</b>	<b>31,23.58</b>	<b>0.00</b>	<b>0.00</b>	<b>31,23.58</b>	<b>0.00</b>	<b>0.00</b>
<b>Total – (v) - Loans for Industries and Minerals</b>	<b>27,64.52</b>	<b>0.00</b>	<b>27,64.52</b>	<b>0.00</b>	<b>0.00</b>	<b>27,64.52</b>	<b>0.00</b>	<b>0.00</b>

(\*) Minus balance is due to recovery of loans (col. 5) pertaining to outstanding balances as on 14.11.2000, which are awaiting apportionment.



## 18. DETAILED STATEMENT ON LOANS AND ADVANCES GIVEN BY THE GOVERNMENT - contd.

### Section 1 : Major and Minor Head wise summary of Loans and Advances

Head of Account	Balance as on 1 April 2015	Advanced during the year	Total	Repaid during the year	Write off of irrecoverable loans and advances to Revenue	Balance as on 31 March 2016	Net Increase(+)/ Decrease (-) during the year	Interest credited
<i>(₹ in lakh)</i>								
<b>F - Loans and Advances-contd.</b>								
<b>2. Loans for Economic Services - conclud.</b>								
<b>(vi) Loans for General Economic Services</b>								
<b>7475- Loans for General Financial and Trading Institutions</b>								
<b>01- Loans for working Capital to Jharkhand State Beverage Corporation Limited</b>								
102- Trading Institutions								
<b>Total – 102</b>								
<b>Total – 7475 – Loans for General Financial and Trading Institutions</b>								
<b>Total – (vi) – Loans for General Economic Services</b>								
<b>Total – 2. Loans for Economic Services</b>								
	<b>81,77,00.93</b>	<b>73,87,69.44</b>	<b>1,55,64,70.37</b>	<b>64.18</b>	<b>0.00</b>	<b>1,55,64,06.19</b>	<b>73,87,05.26</b>	<b>0.00</b>
<b>3. Loans to Government Servants -</b>								
<b>7610 - Loans to Government Servants etc.</b>								
201- House Building Advances								
(i) Government Servants	48,15.11	39,81.46	87,96.57	13,82.42	0.00	74,14.15	25,99.04	0.00
(ii) All India Services	28.01	30.00	58.01	4.49	0.00	53.52	25.51	0.00
<b>Total – 201</b>	<b>48,43.12</b>	<b>40,11.46</b>	<b>88,54.58</b>	<b>13,86.91</b>	<b>0.00</b>	<b>74,67.67</b>	<b>26,24.55</b>	<b>0.00</b>

## 18. DETAILED STATEMENT ON LOANS AND ADVANCES GIVEN BY THE GOVERNMENT - contd.

### Section 1 : Major and Minor Head wise summary of Loans and Advances

Head of Account	Balance as on 1 April 2015	Advanced during the year	Total	Repaid during the year	Write off of irrecoverable loans and advances to Revenue	Balance as on 31 March 2016	Net Increase(+)/ Decrease (-) during the year	Interest credited	
						<i>(₹ in lakh)</i>			
<b>F - Loans and Advances-concltd.</b>									
<b>3. Loans to Government Servants - concltd.</b>									
<b>7610 - Loans to Government Servants etc. concltd.</b>									
202- Advances for purchase of Motor Conveyances									
(i) Government Servants	(-)12,28.76	6,03.60	(-)6,25.16	3,28.10	0.00	(-)9,53.26 (*)	2,75.50	0.00	
(ii) Ministers	3,10.75	16.98	3,27.73	0.38	0.00	3,27.35	16.60	0.00	
(iii) Legislators	9,10.06	3,32.26	12,42.32	0.00	0.00	12,42.32	3,32.26	0.00	
<b>Total – 202</b>	<b>(-)7.95</b>	<b>9,52.84</b>	<b>9,44.89</b>	<b>3,28.48</b>	<b>0.00</b>	<b>6,16.41</b>	<b>6,24.36</b>	<b>0.00</b>	
203- Advances for purchase of other conveyances									
	(-)76.73	0.00	(-)76.73	0.00	0.00	(-)76.73 (*)	0.00	0.00	
<b>Total – 203</b>	<b>(-)76.73</b>	<b>0.00</b>	<b>(-)76.73</b>	<b>0.00</b>	<b>0.00</b>	<b>(-)76.73</b>	<b>0.00</b>	<b>0.00</b>	
800- Other Advances									
(i) Government Servants Passage advance for study abroad and study in India, marriage advances and other advances	(-)72,45.86	0.00	(-)72,45.86	13,18.28	0.00	(-)85,64.14 (*)	0.00	0.00	
<b>Total – 800</b>	<b>(-)72,45.86</b>	<b>0.00</b>	<b>(-)72,45.86</b>	<b>13,18.28</b>	<b>0.00</b>	<b>(-)85,64.14</b>	<b>(-)13,18.28</b>	<b>0.00</b>	
<b>Total – 7610 - Loans to Government Servants etc.</b>	<b>(-)24,87.42</b>	<b>49,64.30</b>	<b>24,76.88</b>	<b>30,33.67</b>	<b>0.00</b>	<b>(-)5,56.79</b>	<b>19,30.63</b>	<b>0.00</b>	
<b>Total – 3. Loans to Government Servants -</b>	<b>(-)24,87.42</b>	<b>49,64.30</b>	<b>24,76.88</b>	<b>30,33.67</b>	<b>0.00</b>	<b>(-)5,56.79</b>	<b>19,30.63</b>	<b>0.00</b>	
<b>Total – F – Loans and Advances</b>	<b>87,37,16.01</b>	<b>74,80,00.08</b>	<b>1,62,17,16.09</b>	<b>31,05.81</b>	<b>0.00</b>	<b>1,61,86,10.28</b>	<b>74,48,94.27</b>	<b>0.00</b>	

(\*) Minus balance is due to recovery of loans (col. 5) pertaining to outstanding balances as on 14.11.2000, which are awaiting apportionment.

**18. DETAILED STATEMENT ON LOANS AND ADVANCES GIVEN BY THE GOVERNMENT - contd.**

Section 2. The details of loans advanced during the year for Plan purposes and Centrally Sponsored Schemes (including Central Plan Schemes ) are given below: -

Major Head of Account	State Plan	Central Plan Scheme	Centrally sponsored Scheme	Total
		(₹ in lakh)		
6216- Loans for Housing	23,50.00	0.00	0.00	23,50.00
6425- Loans for Co-operation	8,85.20	0.00	0.00	8,85.20
6801- Loans to Power Project	73,75,41.79	0.00	0.00	73,75,41.79
<b>Total</b>	<b>74,07,76.99</b>	<b>0.00</b>	<b>0.00</b>	<b>74,07,76.99</b>

**18. DETAILED STATEMENT ON LOANS AND ADVANCES GIVEN BY THE GOVERNMENT - contd.**

**Additional Disclosure**

**Fresh Loans and Advances made during the year 2015-16:-**

Loanee Entity	Number of Loans	Total Amount of Loans	Terms and Conditions	
		(Rupees in lakh)	Rate of Interest (in Per cent)	Moratorium period, if any
1	2	3	4	5
Co-operative Societies	2	8,85.20	13.50	3 years
Jharkhand State Housing Board	3	23,50.00	13.00	3 years
Municipalities/ Municipal Corporations	8	10,23.69	13.00	1 year
Nagar Panchyats/ Notified Area Committee	45	8,92.65	13.00	1 year
Districts/ Other Local Committees	20	3,42.45	13.00	1 year
Jharkhand State Electricity Board	52	73,75,41.79	13.00	1 year

**Disclosures indicating extraordinary transactions relating to Loans and Advances:-**

**1. Following are the cases of a loan having been sanctioned as "Loan in perpetuity"**

Sl. No.	Year of Transaction	Sanction No.	Amount	Rate of Interest
No such cases				

**2. The following loans have been granted by the Government through the terms and conditions are yet to be settled:-**

Loanee Entity	Number of Loans	Total Amount of Loans (₹ in lakh)	Earlier period to which the loans relate
1	2	3	4
No such cases			

**18. DETAILED STATEMENT ON LOANS AND ADVANCES MADE BY THE GOVERNMENT - conclud.**

**3. Fresh loans and advances made during the year to the loanee entities from whom repayments of earlier loans are in arrears:-**

Loanee Entity	Loans Disbursed during the current year		Amount of arrears as on 31 March 2016			Earlier Period to which arrears relate	Reasons for disbursement during the current year
	Rate of Interest (in Per cent)	Principal	Principal	Interest	Total		
1	2	3	4	5	6	7	8
<i>(₹ in lakh)</i>							
Co-operative Societies	13.50	8,85.20	6,92.00	6,37.00	13,29.00	2006-07	For land acquisition
Jharkhand State Housing Board	13.00	23,50.00	74.00	2,13.00	2,87.00	2006-07	For land acquisition
Municipalities/ Municipal Corporations	13.00	10,23.69	10,05.00	46,65.00	56,70.00	2006-07	For payment of Salary/ arrear salary revised on the recommendation of Sixth Pay Commission.
Nagar Panchyats/ Notified Area Committee	13%	8,92.65	0.00	0.00	0.00	2006-07	
Districts/ Other Local Committees	13%	3,42.45	1.14	3.17	4.31	2006-07	NA
Jharkhand State Electricity Board	13%	73,75,41.79	3,84,39.00	6,27,72.00	10,12,11.00	2006-07	For resource gap, better Generation, Transmission and Distribution

**19. DETAILED STATEMENT OF INVESTMENTS OF THE GOVERNMENT**

**Section-1. Details of investments upto 2015-16**

Sl. No.	Name of concern	Year (s) of investment	Details of Investment (A)			Amount Invested	Per cent of Government investment to the total paid-up Capital	Dividend received and credited to Government during the year	Dividend declared but not credited to Government Account (B)	Remarks
			Type	Number of Shares	Face value of each share					
1	2	3				7	8	9	10	11
<i>(₹ in lakh)</i>										
<b>I. Statutory Corporations(#)</b>										
<b>(i) Working Corporations (mention by name)</b>										
<b>(ii) Non-Working Corporations</b>										
<b>II. Rural Banks</b>										
1	Regional Rural Banks	2001-02, 2007-08 to 2009-10	...	0.00	0.00	31,02.90				
		2011-12	...	0.00	0.00	14,70.11				
						<b>Total - (II)</b>	<b>45,73.01</b>			
<b>III. Government Companies</b>										
<b>(i) Working Companies</b>										
1	Jharkhand State Police Housing Construction Corporation Limited	2001-2002	...	0.00	0.00	2,00.00	(*)			
2	Jharkhand State Forest Development Corporation Limited	2003-2004	...	0.00	0.00	5.00				
3	Tenughat Vidyut Nigam Limited (@)	2005-2006	...	0.00	0.00	5,00.00				

(#) There is no investment in Statutory Corporations.

(\*) Please see footnote (\*) at page 367

(@) As per Report of Public Sector Undertakings 2011-12 State Government Investment is ₹ 1,05,00 lakh.

(A) Please see footnote (\*) at page 367

(B) Please see footnote (\*) at page 367

**19. DETAILED STATEMENT OF INVESTMENTS OF THE GOVERNMENT - contd.**

**Section-1. Details of investments upto 2015-16 - contd.**

Sl. No.	Name of concern	Year (s) of investment	Details of Investment (A)			Amount Invested	Per cent of Government investment to the total paid-up Capital	Dividend received and credited to Government during the year	Dividend declared but not credited to Government Account (B)	Remarks
			Type	Number of Shares	Face value of each share					
1	2	3				7	8	9	10	11
							(₹ in lakh)			
4	Jharkhand State Mineral Development Corporation	2005-2006	...	0.00	0.00	2,00.00				
5	Share Capital of Jharkhand Industrial Infrastructure Development Corporation (JIIDCO) (#)	2004-05 to 2012-13				5,00.00 (*)				
		2013-14	...	0.00	0.00	2,00.00				
		2014-15	...	0.00	0.00	1,00.00				
		2015-16	...	0.00	0.00	1,00.00				
						<b>Total</b>	<b>14,00.00</b>			
6	Share Capital of Minority Development and Finance Corporation	2008-2009 to 2012-13	...	0.00	0.00	1,50.00				
		2013-14	...	0.00	0.00	25.00				
		2014-15	...	0.00	0.00	50.00				
		2015-16		0.00	0.00	50.00				
						<b>Total</b>	<b>2,75.00</b>			

(#) As per Report of Public Sector Undertakings 2011-12 State Government Investment is ₹ 9,00 lakh.

**19. DETAILED STATEMENT OF INVESTMENTS OF THE GOVERNMENT - contd.**

**Section-1. Details of investments upto 2015-16 - contd.**

Sl. No.	Name of concern	Year (s) of investment	Details of Investment (A)			Amount Invested	Per cent of Government investment to the total paid-up Capital	Dividend received and credited to Government during the year	Dividend declared but not credited to Government Account (B)	Remarks
			Type	Number of Shares	Face value of each share					
1	2	3				7	8	9	10	11
							<i>(₹ in lakh)</i>			
7	Share Capital of Jharkhand Tourism Development Corporation (\$)	2002-03	...	0.00	0.00	35.00	(*)			
		2008-2009,	...	0.00	0.00					
		2011-12 &	...	0.00	0.00	2,65.00				
		2012-13	...	0.00	0.00					
		2013-14	...	0.00	0.00	25.00				
		2014-15	...	0.00	0.00	25.00				
		2015-16				4,00.00				
						<b>Total</b>	<b>7,50.00</b>			
8	Tribal Co-operative Development Corporation	2009-2010,	...	0.00	0.00	3,50.00	(*)			
		2010-11 to								
		2012-13								
		2014-15	...	0.00	0.00	1,00.00				
						<b>Total</b>	<b>4,50.00</b>			
9	Share Capital to Jharkhand State Beverage Corporation Ltd.	2011-12	...	0.00	0.00	5,00.00				

(\$) As per Report of Public Sector Undertakings 2011-12 State Government Investment is ₹ 250 lakh.

(A) Please see footnote (\*) at page 367

(B) Please see footnote (\*) at page 367

(\*) Please see footnote (\*) at page 367



**19. DETAILED STATEMENT OF INVESTMENTS OF THE GOVERNMENT - contd.**

**Section-1. Details of investments upto 2015-16 - contd.**

Sl. No.	Name of concern	Year (s) of investment	Details of Investment (A)			Amount Invested	Per cent of Government investment to the total paid-up Capital	Dividend received and credited to Government during the year	Dividend declared but not credited to Government Account (B)	Remarks
			Type	Number of Shares	Face value of each share					
1	2	3				7	8	9	10	11
							(₹ in lakh)			
10	Share Capital to Milk Federation	2013-14	...	0.00	0.00	10,00.00				
		2014-15	...	0.00	0.00	7,00.00				
		2015-16	...	0.00	0.00	5,00.00				
						<b>Total</b>	<b>22,00.00</b>			
11	Greater Ranchi Development Agency (GRDA)	2011-12	...	0.00	0.00	25,00.00				(*)
						<b>Total</b>	<b>25,00.00</b>			
12	Share Capital to Building Construction Corporation	2015-16	...	0.00	0.00	2,00.00				
						<b>Total - (III)</b>	<b>91,80.00</b>			(C)

(ii) Non-Working Companies (#)

IV. Joint Stock of Companies (#)

V. Partnership Concerns (#)

(C) Please see footnote (\*) at page 367

(#) There is no Non-Working Companies, Joint Stock Companies and Partnership Concerns in State of Jharkhand.

**19. DETAILED STATEMENT OF INVESTMENTS OF THE GOVERNMENT - contd.**

**Section-1. Details of investments upto 2015-16 - contd.**

Sl. No.	Name of concern	Year (s) of investment	Details of Investment (A)			Amount Invested	Per cent of Government investment to the total paid-up Capital	Dividend received and credited to Government during the year	Dividend declared but not credited to Government Account (B)	Remarks
			Type	Number of Shares	Face value of each share					
1	2	3				7	8	9	10	11
<i>(₹ in lakh)</i>										
<b>VI. Investment in Co-operative, Banks and Societies</b>										
1	Credit Co-operatives	2002-2003 & 2004-2005	...	0.00	0.00	40.00	(*)			
		2010-11 & 2011-12	...	0.00	0.00	80.57				
						<b>Total</b>	<b>1,20.57</b>			
2	Co-operative Societies/ Institutions under Tribal Area Sub-plan	2002-2003 & 2009- 2010	...	0.00	0.00	1,40.84	(*)			
						<b>Total</b>	<b>1,40.84</b>	(*)		
3	Lac Production and Marketing Union	2003-2004, 2004-2005, 2006-2007 to 2009- 2010	...	0.00	0.00	4,55.00	(*)			
		2010-11 to 2012-13	...	0.00	0.00	1,00.00				
						<b>Total</b>	<b>5,55.00</b>			

**19. DETAILED STATEMENT OF INVESTMENTS OF THE GOVERNMENT - contd.**

**Section-1. Details of investments upto 2015-16 - contd.**

Sl. No.	Name of concern	Year (s) of investment	Details of Investment (A)			Amount Invested	Per cent of Government investment to the total paid-up Capital	Dividend received and credited to Government during the year	Dividend declared but not credited to Government Account (B)	Remarks
			Type	Number of Shares	Face value of each share					
1	2	3				7	8	9	10	11
							(₹ in lakh)			
4	Share Capital of Co-operative Societies for Welfare of Scheduled Castes, Scheduled Tribes and other Backward Classes	2003-2004, 2004-2005 & 2009-2010	...	0.00	0.00	45.00	(*)			
						<b>Total</b>	<b>45.00</b>	(*)		
5	South Chotanagpur Tribal Co-operative Fruits and Vegetables Development Union Limited (VEGFED)	2003-2004, 2004-2005, 2006-2007 to 2009-2010 2010-11 & 2011-12 2013-14 2014-15 2015-16	...	0.00	0.00	5,90.00	(*)			
			...	0.00	0.00	50.00				
			...	0.00	0.00	40.00	(*)			
			...	0.00	0.00	1,80.00				
				0.00	0.00	3,48.34	(*)			
						<b>Total</b>	<b>12,08.34</b>			
6	Share Capital of large and Multipurpose co-operative Union/ Society (LAMPUS)	2003-2004, 2004-2005 2006-2007 & 2007-2008	...	0.00	0.00	3,49.98	(*)			

(\*) Please see footnote (\*) at page 367

**19. DETAILED STATEMENT OF INVESTMENTS OF THE GOVERNMENT - contd.**

**Section-1. Details of investments upto 2015-16 - contd.**

Sl. No.	Name of concern	Year (s) of investment	Details of Investment (A)			Amount Invested	Per cent of Government investment to the total paid-up Capital	Dividend received and credited to Government during the year	Dividend declared but not credited to Government Account (B)	Remarks
			Type	Number of Shares	Face value of each share					
1	2	3				7	8	9	10	11
							(₹ in lakh)			
7	Share Capital of Scheduled Castes/ Scheduled Tribes Co-operatives	2003-2004	...	0.00	0.00	5.00	(*)			
8	Share Capital of Primary Agriculture Credit Co-operative Society and Vyapar Mandal	2006-2007 & 2007-2008	...	0.00	0.00	3,50.00	(*)			
9	Share Capital of National Co-operative Development Corporation for finance of Refinery/ Cold Storage/ Godown Construction Project	2006-2007	...	0.00	0.00	50.00	(*)			
10	Share Capital of Jharkhand State Minor Forest Produce Marketing and Development Co-operative Union	2007-2008 to 2009-2010  2010-11 to 2012-13	...	0.00	0.00	8,50.00	(*)			
			...	0.00	0.00	75.00				
						<b>Total</b>	<b>9,25.00</b>			
11	Share Capital of District Central Co-operative Banks	2007-2008	...	0.00	0.00	13,05.00	(*)			
							27,95.00			
						<b>Total</b>	<b>41,00.00</b>			

(\*) Please see footnote (\*) at page 367

**19. DETAILED STATEMENT OF INVESTMENTS OF THE GOVERNMENT - contd.**

**Section-1. Details of investments upto 2015-16 - contd.**

Sl. No.	Name of concern	Year (s) of investment	Details of Investment (A)			Amount Invested	Per cent of Government investment to the total paid-up Capital	Dividend received and credited to Government during the year	Dividend declared but not credited to Government Account (B)	Remarks
			Type	Number of Shares	Face value of each share					
1	2	3				7	8	9	10	11
							<i>(₹ in lakh)</i>			
12	Share Capital of Integrated Child Development Programme financed by National Co-operative Development Corporation	2007-2008 to 2011-12	...	0.00	0.00	6,97.86 (*) 25,40.58				
		2014-15	...	0.00	0.00	3,15.04				
		2015-16	...	0.00	0.00	4,16.59				
						<b>Total</b>	<b>39,70.07</b>			
13	Share Capital of special type of Co-operative Societies for the welfare of women of Scheduled Castes/ Tribes/ Backward classes	2008-2009 & 2009-2010	...	0.00	0.00	80.00 (*)				
						<b>Total</b>	<b>80.00</b>			
14	Share Capital of Co-operative Societies	2008-2009 2011-12	...	0.00	0.00	40.00 (*) 43.95				
						<b>Total</b>	<b>83.95</b>			
15	Share capital to Jharkhand State Development co-operative union	2010-11	...	0.00	0.00	25.00				

(\*) Please see footnote (\*) at page 367

**19. DETAILED STATEMENT OF INVESTMENTS OF THE GOVERNMENT - contd.**  
**Section-1. Details of investments upto 2015-16 - conclud.**

Sl. No.	Name of concern	Year (s) of investment	Details of Investment (A)			Amount Invested	Per cent of Government investment to the total paid-up Capital	Dividend received and credited to Government during the year	Dividend declared but not credited to Government Account (B)	Remarks
			Type	Number of Shares	Face value of each share					
1	2	3				7	8	9	10	11
							<i>(₹ in lakh)</i>			
16	Share capital to Jharkhand State co-operative Bank	2011-12 & 2012-13	...	0.00	0.00	2,70.00				
			...	0.00	0.00					
17	Share capital to Jharkhand State co-operative Federation	2011-12 & 2012-13	...	0.00	0.00	75.00				
18	Share capital to Apex and other cooperative Societies	2014-15	...	0.00	0.00	32.80				
		2015-16	...	0.00	0.00	24.00				
19	Share capital to District Milk organisation	2015-16				7.81				
						<b>VI Total</b>	<b>1,24,18.36</b>			
						<b>Grand Total</b>	<b>2,61,71.37</b>	<b>(C)</b>		

N.B. Government investments in Statutory Corporations, Government Companies, Joint Stock Companies, Co-operative Banks and Societies of Composite State Bihar have not been allocated between the successor States, Bihar and Jharkhand.

(\*) The investment was made from Expenditure Head (Revenue Account).

(A) Details of investment have not been furnished by the Government.

(B) Information have not been furnished by State Government.

(C) The above list does not include State Government's investment in the Share Capital of the following Corporations which were shown in their accounts. Information about the sources from which these investments were made are awaited (August 2014).

(i) Jharkhand Hill Area Lift Irrigation Corporation Limited, Rs. 5.00 crore (invested in 2001-2002) and

(ii) Jharkhand Tourism Development Corporation Limited, Rs. 75.00 lakh (invested in 2002-2003).

**19. DETAILED STATEMENT OF INVESTMENTS OF THE GOVERNMENT**  
**Section-2: Major and Minor Head-wise details of Investments during the year 2015-16**

Sl. No.	Major/ Minor Head	Investment at the end of previous year	Investment during the year	Dis-investment during the year	Investment at the end of the year
			<i>(₹ in lakh)</i>		
	<b>II Rural Banks</b>				
	<b>Investment in Regional Rural Banks</b>				
	5475 - Capital Outlays on other General Economic Services				
	796 - Tribal Area Sub Plan				
1	Contribution to the share Capital of State Government Kshetriya Gramin Banks Investment(2001-02)	6,98.95	0.00	0.00	6,98.95
	5475 - Capital Outlays on other General Economic Services				
	796 - Tribal Area Sub Plan				
	Contribution to the share Capital of State Government Kshetriya Gramin Banks Investment(2007-08)	11,97.00	0.00	0.00	11,97.00
	5475 - Capital Outlays on other General Economic Services				
	796 - Tribal Area Sub Plan				
	Share of State Government in share capital for Jharkhand Rural Bank, Ranchi (2008-09)	0.95	0.00	0.00	0.95
	5475 - Capital Outlays on other General Economic Services				
	796 - Tribal Area Sub Plan				
	Share of State Government in share capital for Jharkhand Rural Bank, Ranchi (2009-10)	12,06.00	0.00	0.00	12,06.00
	5475 - Capital Outlays on other General Economic Services				
	796 - Tribal Area Sub Plan				
	Share of State Government in share capital for Jharkhand Rural Bank, Ranchi (2011-12)	6,30.11	0.00	0.00	6,30.11

**19. DETAILED STATEMENT OF INVESTMENTS OF THE GOVERNMENT - contd.**  
**Section-2: Major and Minor Head-wise details of Investments during the year 2015-16 - contd.**

Sl. No.	Major/ Minor Head	Investment at the end of previous year	Investment during the year	Dis-investment during the year	Investment at the end of the year
			<i>(₹ in lakh)</i>		
	5475 - Capital Outlays on other General Economic Services				
	796 - Tribal Area Sub Plan				
	Share of State Government in share capital of Vananchal Rural Bank, Dumka (2011-12)	8,40.00	0.00	0.00	8,40.00
	<b>II - Total Rural Bank</b>	<b>45,73.01</b>	<b>0.00</b>	<b>0.00</b>	<b>45,73.01</b>
<b>III</b>	<b>Investment in Government Companies</b>				
	2055 - Police				
	796 - Tribal Area Sub Plan				
1	Contribution to the Share Capital of Police Housing Construction Corporation (2001-02)	2,00.00	0.00	0.00	2,00.00
	4406 - Capital Outlay on Forestry and wild life				
	01 - Forestry				
	190 - Investment in Public Sector and other undertakings				
2	0001 - Share Capitul in Jharkhand State Forest Development Corporation(2003-04)	5.00	0.00	0.00	5.00
	4801 - Capital Outlay on Power Projects				
	800 - Other Expenditure				
3	Investment in Tenughat Vudut Nigam Limited (2005-06)	5,00.00	0.00	0.00	5,00.00
	4853 - Capital Outlay on Non-Ferrous Mining and metallurgical Industries				



**19. DETAILED STATEMENT OF INVESTMENTS OF THE GOVERNMENT - contd.**  
**Section-2: Major and Minor Head-wise details of Investments during the year 2015-16 - contd.**

Sl. No.	Major/ Minor Head	Investment at the end of previous year	Investment during the year	Dis-investment during the year	Investment at the end of the year
			<i>(₹ in lakh)</i>		
	02 - Non-Ferrous metals				
	190 - Investment in Public Sector and Other undertakings				
4	Jharkhand State Mineral Development Corporation (2005-06)	2,00.00	0.00	0.00	2,00.00
	2852 - Industries				
	80 - General				
	796 - Tribal Area Sub-Plan				
5	Investment in Jharkhand Industrial Infrastructure Development Corporation(JIIDCO) (2004-05)	2,00.00	0.00	0.00	2,00.00
	Investment in Jharkhand Industrial Infrastructure Development Corporation(JIIDCO) (2005-06)	1,00.00	0.00	0.00	1,00.00
	Investment in Jharkhand Industrial Infrastructure Development Corporation(JIIDCO) (2006-07)	2,00.00	0.00	0.00	2,00.00
	4885 - Other Capital Outlay on industries and minerals				
	60 - Others				
	796 - Tribal Area Sub-Plan				
	Investment in Jharkhand Industrial Infrastructure Development Corporation (2007-08)	1,00.00	0.00	0.00	1,00.00
	Investment in Jharkhand Industrial Infrastructure Development Corporation (2008-09)	1,00.00	0.00	0.00	1,00.00
	Investment in Jharkhand Industrial Infrastructure Development Corporation (2009-10)	1,00.00	0.00	0.00	1,00.00
	Investment in Jharkhand Industrial Infrastructure Development Corporation (2010-11)	1,00.00	0.00	0.00	1,00.00

**19. DETAILED STATEMENT OF INVESTMENTS OF THE GOVERNMENT - contd.**  
**Section-2: Major and Minor Head-wise details of Investments during the year 2015-16 - contd.**

Sl. No.	Major/ Minor Head	Investment at the end of previous year	Investment during the year	Dis-investment during the year	Investment at the end of the year
			<i>(₹ in lakh)</i>		
	Investment in Jharkhand Industrial Infrastructure Development Corporation (2012-13)	1,00.00	0.00	0.00	1,00.00
	Investment in Jharkhand Industrial Infrastructure Development Corporation (2013-14)	2,00.00	0.00	0.00	2,00.00
	Investment in Jharkhand Industrial Infrastructure Development Corporation (2014-15)	1,00.00	0.00	0.00	1,00.00
	Investment in Jharkhand Industrial Infrastructure Development Corporation (2015-16)	0.00	1,00.00	0.00	1,00.00
	<b>Total</b>	<b>13,00.00</b>	<b>1,00.00</b>	<b>0.00</b>	<b>14,00.00</b>
	4225 - Capital Outlay on Welfare of Scheduled Castes,Scheduled Tribes and Other Backward Classes				
	80 - General				
	796 - Tribal Area Sub-Plan				
6	Share Capital to Minority Development and Finance Corporation (2008-09)	50.00	0.00	0.00	50.00
	Share Capital to Minority Development and Finance Corporation (2009-10)	25.00	0.00	0.00	25.00
	Share Capital to Minority Development and Finance Corporation (2010-11)	25.00	0.00	0.00	25.00
	Share Capital to Minority Development and Finance Corporation (2011-12)	25.00	0.00	0.00	25.00

**19. DETAILED STATEMENT OF INVESTMENTS OF THE GOVERNMENT - contd.**  
**Section-2: Major and Minor Head-wise details of Investments during the year 2015-16 - contd.**

Sl. No.	Major/ Minor Head	Investment at the end of previous year	Investment during the year	Dis-investment during the year	Investment at the end of the year
			<i>(₹ in lakh)</i>		
	Share Capital to Minority Development and Finance Corporation (2012-13)	25.00	0.00	0.00	25.00
	Share Capital to Minority Development and Finance Corporation (2013-14)	25.00	0.00	0.00	25.00
	Share Capital to Minority Development and Finance Corporation (2014-15)	50.00	0.00	0.00	50.00
	Share Capital to Minority Development and Finance Corporation (2015-16)	0.00	50.00	0.00	50.00
	<b>Total</b>	<b>2,25.00</b>	<b>50.00</b>	<b>0.00</b>	<b>2,75.00</b>
	3452 - Tourism				
	80 - General				
	104 - Promotion and Publicity (2002-03)				
7	Share Capital of Jharkhand Tourism Development Corporation(JTDC)	35.00	0.00	0.00	35.00
	5452 - Capital Outlay on Tourism				
	80 - General				
	104 - Promotion and Publicity				
	Share Capital of Jharkhand Tourism Development Corporation(JTDC) (2010-11)	40.00	0.00	0.00	40.00

**19. DETAILED STATEMENT OF INVESTMENTS OF THE GOVERNMENT - contd.**  
**Section-2: Major and Minor Head-wise details of Investments during the year 2015-16 - contd.**

Sl. No.	Major/ Minor Head	Investment at the end of previous year	Investment during the year	Dis-investment during the year	Investment at the end of the year
			<i>(₹ in lakh)</i>		
	Share Capital of Jharkhand Tourism Development Corporation(JTDC) (2011-12)	50.00	0.00	0.00	50.00
	Share Capital of Jharkhand Tourism Development Corporation(JTDC) (2013-14)	10.00	0.00	0.00	10.00
	Share Capital of Jharkhand Tourism Development Corporation(JTDC) (2014-15)	15.00	0.00	0.00	15.00
	796 Tribal Area Sub-plan				
	Share Capital of Jharkhand Tourism Development Corporation(JTDC) (2008-09)	50.00	0.00	0.00	50.00
	Share Capital of Jharkhand Tourism Development Corporation(JTDC) ( 2011-12)	1,00.00	0.00	0.00	1,00.00
	Share Capital of Jharkhand Tourism Development Corporation(JTDC) (2012-13)	25.00	0.00	0.00	25.00
	Share Capital of Jharkhand Tourism Development Corporation (JTDC) (2013-14)	15.00	0.00	0.00	15.00
	Share Capital of Jharkhand Tourism Development Corporation (JTDC) (2014-15)	10.00	0.00	0.00	10.00
	Share Capital of Jharkhand Tourism Development Corporation (JTDC) (2015-16)	0.00	200.00	0.00	2,00.00

**19. DETAILED STATEMENT OF INVESTMENTS OF THE GOVERNMENT - contd.**  
**Section-2: Major and Minor Head-wise details of Investments during the year 2015-16 - contd.**

Sl. No.	Major/ Minor Head	Investment at the end of previous year	Investment during the year	Dis-investment during the year	Investment at the end of the year
			<i>(₹ in lakh)</i>		
	796 - Tribal Area Sub-Plan				
	66 - Share Capital Jharkhand Tourism Development Corporation (JTDC)(2015-16)	0.00	2,00.00	0.00	0.00
	<b>Total</b>	<b>3,50.00</b>	<b>4,00.00</b>	<b>0.00</b>	<b>7,50.00</b>
	2225 - Welfare of SC.ST & Other Backward classes				
	02 - Welfare of Scheduled Tribes				
	796 - Tribal Area Sub-plan				
8	Share of Tribal Co-operative Development Corporation (2009-10)	50.00	0.00	0.00	50.00
	02 - Welfare of Scheduled Tribes				
	796 - Tribal Area Sub-plan				
	Share of Tribal Co-operative Development Corporation (2010-11)	1,00.00	0.00	0.00	1,00.00
	Share of Tribal Co-operative Development Corporation (2011-12)	1,00.00	0.00	0.00	1,00.00
	Share of Tribal Co-operative Development Corporation (2012-13)	1,00.00	0.00	0.00	1,00.00
	Share of Tribal Co-operative Development Corporation (2014-15)	1,00.00	0.00	0.00	1,00.00
	<b>Total</b>	<b>4,50.00</b>	<b>0.00</b>	<b>0.00</b>	<b>4,50.00</b>

**19. DETAILED STATEMENT OF INVESTMENTS OF THE GOVERNMENT - contd.**  
**Section-2: Major and Minor Head-wise details of Investments during the year 2015-16 - contd.**

Sl. No.	Major/ Minor Head	Investment at the end of previous year	Investment during the year	Dis-investment during the year	Investment at the end of the year
			<i>(₹ in lakh)</i>		
	4047 - Capital outlay on other Fiscal Services 039 - State Excise				
9	Share Capital to Jharkhand State Beverages Corporation Limited (2011-12)	5,00.00	0.00	0.00	5,00.00
	4404 - Capital Outlay on Dairy Development 190 - Investment in Public Sector and other undertakings				
10	Share capital to Milk Federation(2013-14)	10,00.00	0.00	0.00	10,00.00
	Share capital to Milk Federation(2014-15)	7,00.00	0.00	0.00	7,00.00
	Share capital to Milk Federation(2015-16)	0.00	5,00.00	0.00	5,00.00
	2053 - District Administration 796 - Tribal Area Sub-plan				
11	Greater Ranchi Development Agency Limited (2011-12)	25,00.00	0.00	0.00	25,00.00
	5465 - Investment in General Financial and Trading Institutions 02 - Investment in Trading Institutions 190 - Investment in Public Sector and Other Undertaking Banks				
12	01 - Share Capital to Building Construction Corporation (2015-16)	0.00	2,00.00	0.00	2,00.00
	<b>Total (III) Government Companies</b>	<b>79,30.00</b>	<b>12,50.00</b>	<b>0.00</b>	<b>91,80.00</b>

**19. DETAILED STATEMENT OF INVESTMENTS OF THE GOVERNMENT - contd.**  
**Section-2: Major and Minor Head-wise details of Investments during the year 2015-16 - contd.**

Sl. No.	Major/ Minor Head	Investment at the end of previous year	Investment during the year	Dis-investment during the year	Investment at the end of the year
			<i>(₹ in lakh)</i>		
	<b>VI Investment in co-operative Banks and Societies</b>				
	2425 - Co-operation				
	107 - Assistance to credit co-operatives				
1	Contribution to Share Capital of Primary Agriculture Credit Co-operative Society and Vyapar Mandals (2002-03)	20.00	0.00	0.00	20.00
	2425 - Co-operation				
	107 - Assistance to credit co-operatives				
	Contribution to Share Capital of Primary Agriculture Credit Co-operative Society and Vyapar Mandals (2004-05)	20.00	0.00	0.00	20.00
	4425 - Capital outlay on co-operation				
	107 - Investment to Credit co-operatives				
	Share Capital to Jharkhand State Co-operative Bank Limited (2010-11)	25.00	0.00	0.00	25.00
	107 - Investment in Credit Co-operatives				
	Contribution to Share Capital of Primary Agriculture Credit Co-operative Society and Vyapar Mandals (2011-12)	55.57	0.00	0.00	55.57
	<b>Total</b>	<b>1,20.57</b>	<b>0.00</b>	<b>0.00</b>	<b>1,20.57</b>

**19. DETAILED STATEMENT OF INVESTMENTS OF THE GOVERNMENT - contd.**  
**Section-2: Major and Minor Head-wise details of Investments during the year 2015-16 - contd.**

Sl. No.	Major/ Minor Head	Investment at the end of previous year	Investment during the year	Dis-investment during the year	Investment at the end of the year
			<i>(₹ in lakh)</i>		
	2425 - Co-operation 796 - Tribal Area Sub-plan				
2	Contribution to the Share Capital to co-operative Societies for the welfare of Scheduled Castes, Scheduled Tribes and Other Backward Classes(2002-03)	10.84	0.00	0.00	10.84
	Contribution to the Share Capital to co-operative Societies for the welfare of Scheduled Castes, Scheduled Tribes and Other Backward Classes (2004-05)	1,30.00	0.00	0.00	1,30.00
	<b>Total</b>	<b>1,40.84</b>	<b>0.00</b>	<b>0.00</b>	<b>1,40.84</b>
	2425 - Co-operation 796 - Tribal Area Sub-plan				
3	Contribution to Share Capital of Lac Production Marketing Union (2003-04)	10.00	0.00	0.00	10.00
	2425 - Co-operation 796 - Tribal Area Sub-plan				
	Contribution to Share Capital of Lac Production Marketing Union (2004-05)	15.00	0.00	0.00	15.00
	2425 - Co-operation 796 - Tribal Area Sub-plan				
	0275 Contribution to Share Capital of Lac Production Marketing Union(2006-07)	1,00.00	0.00	0.00	1,00.00



**19. DETAILED STATEMENT OF INVESTMENTS OF THE GOVERNMENT - contd.**  
**Section-2: Major and Minor Head-wise details of Investments during the year 2015-16 - contd.**

Sl. No.	Major/ Minor Head	Investment at the end of previous year	Investment during the year	Dis-investment during the year	Investment at the end of the year
			<i>(₹ in lakh)</i>		
	2425 - Co-operation 796 - Tribal Area Sub-plan Contribution to Share Capital of Lac Production Marketing Union (2007-08)	1,00.00	0.00	0.00	1,00.00
	2425 - Co-operation 796 - Tribal Area Sub-plan Contribution to Share Capital of Lac Production Marketing Union (2008-09)	2,00.00	0.00	0.00	2,00.00
	2425 - Co-operation 796 - Tribal Area Sub-plan Contribution to Share Capital of Lac Production Marketing Union (2009-10)	30.00	0.00	0.00	30.00
	4425 - Capital Outlay on co-operation 108 - Investment in other co-operatives Share Capital to Jharkhand State Co-operative Lac Procurement and Marketing Union (2010-11)	15.00	0.00	0.00	15.00
	4425 - Capital Outlay on co-operation 789 - Special Component plan for Scheduled Castes Share Capital to Jharkhand State Co-operative Lac Procurement and Marketing Union (2010-11)	10.00	0.00	0.00	10.00

**19. DETAILED STATEMENT OF INVESTMENTS OF THE GOVERNMENT - contd.**  
**Section-2: Major and Minor Head-wise details of Investments during the year 2015-16 - contd.**

Sl. No.	Major/ Minor Head	Investment at the end of previous year	Investment during the year	Dis-investment during the year	Investment at the end of the year
			<i>(₹ in lakh)</i>		
	4425 - Capital Outlay on co-operation 796 - Tribal Area Sub-plan Share Capital to Jharkhand State Co-operative Lac Procurement and Marketing Union (2010-11)	25.00	0.00	0.00	25.00
	4425 - Capital Outlay on co-operation 789 - Special Component plan for Scheduled Castes Share Capital to Jharkhand State Co-operative Lac Procurement and Marketing Union (2011-12)	5.00	0.00	0.00	5.00
	4425 - Capital Outlay on co-operation 796 - Tribal Area Sub-plan Share Capital to Jharkhand State Co-operative Lac Procurement and Marketing Union (2011-12)	10.00	0.00	0.00	10.00
	4425 - Capital Outlay on co-operation 108 - Investment in other co-operatives Share Capital to Jharkhand State Co-operative Lac Procurement and Marketing Union (2011-12)	10.00	0.00	0.00	10.00
	4425 - Capital Outlay on co-operation 108 - Investment in other co-operatives Share Capital to Jharkhand State Co-operative Lac Procurement and Marketing Union (2012-13)	10.00	0.00	0.00	10.00

**19. DETAILED STATEMENT OF INVESTMENTS OF THE GOVERNMENT - contd.**  
**Section-2: Major and Minor Head-wise details of Investments during the year 2015-16 - contd.**

Sl. No.	Major/ Minor Head	Investment at the end of previous year	Investment during the year	Dis-investment during the year	Investment at the end of the year
			<i>(₹ in lakh)</i>		
	789 - Special Component plan for Scheduled Castes Share Capital to Jharkhand State Co-operative Lac Procurement and Marketing Union (2012-13)	5.00	0.00	0.00	5.00
	796 - Tribal Area Sub-plan Share Capital to Jharkhand State Co-operative Lac Procurement and Marketing Union (2012-13)	10.00	0.00	0.00	10.00
	<b>Total</b>	<b>5,55.00</b>	<b>0.00</b>	<b>0.00</b>	<b>5,55.00</b>
4	2425 - Co-operation 796 - Tribal Area Sub-plan Contribution to the Share Capital to Co-operative Societies for the Welfare of Scheduled Castes,Scheduled Tribes and Other Backward Classes (2003-04)	10.00	0.00	0.00	10.00
	2425 - Co-operation 796 - Tribal Area Sub-plan Contribution to the Share Capital to Co-operative Societies for the Welfare of Scheduled Castes,Scheduled Tribes and Other Backward Classes (2004-05)	10.00	0.00	0.00	10.00
	2425 - Co-operation 107 - Assistance to credit co-operatives Contribution to the Share Capital to Co-operative Societies for the Welfare of Scheduled Castes,Scheduled Tribes and Other Backward Classes (2009-10)	25.00	0.00	0.00	25.00
	<b>Total</b>	<b>45.00</b>	<b>0.00</b>	<b>0.00</b>	<b>45.00</b>

**19. DETAILED STATEMENT OF INVESTMENTS OF THE GOVERNMENT - contd.**  
**Section-2: Major and Minor Head-wise details of Investments during the year 2015-16 - contd.**

Sl. No.	Major/ Minor Head	Investment at the end of previous year	Investment during the year	Dis-investment during the year	Investment at the end of the year
			<i>(₹ in lakh)</i>		
	2425 - Co-operation 796 - Tribal Area Sub-plan				
5	Contribution to the Share Capital to South Chotanagpur Tribal co-operative Fruits and Vegetable Development Union (2003-04)	25.00	0.00	0.00	25.00
	2425 - Co-operation 796 - Tribal Area Sub-plan				
	Contribution to the Share Capital to South Chotanagpur Tribal co-operative Fruits and Vegetable Development Union (2004-05)	50.00	0.00	0.00	50.00
	2425 - Co-operation 796 - Tribal Area Sub-plan				
	Contribution to the Share Capital to South Chotanagpur Tribal co-operative Fruits and Vegetable Development Union (2006-07)	65.00	0.00	0.00	65.00
	2425 - Co-operation 796 - Tribal Area Sub-plan				
	Contribution to the Share Capital to South Chotanagpur Tribal co-operative Fruits and Vegetable Development Union (2007-08)	2,00.00	0.00	0.00	2,00.00
	2425 - Co-operation 796 - Tribal Area Sub-plan				
	Contribution to the Share Capital to South Chotanagpur Tribal co-operative Fruits and Vegetable Development Union (2008-09)	2,00.00	0.00	0.00	2,00.00

**19. DETAILED STATEMENT OF INVESTMENTS OF THE GOVERNMENT - contd.**  
**Section-2: Major and Minor Head-wise details of Investments during the year 2015-16 - contd.**

Sl. No.	Major/ Minor Head	Investment at the end of previous year	Investment during the year	Dis-investment during the year	Investment at the end of the year
			<i>(₹ in lakh)</i>		
	2425 - Co-operation				
	796 - Tribal Area Sub-plan				
	Contribution to the Share Capital to South Chotanagpur Tribal co-operative Fruits and Vegetable Development Union (2009-10)	25.00	0.00	0.00	25.00
	2425 - Co-operation				
	789 - Special Component plan for Scheduled Castes				
	Contribution to the Share Capital to South Chotanagpur Tribal co-operative Fruits and Vegetable Development Union (2009-10)	15.00	0.00	0.00	15.00
	Contribution to Share Capital of Jharkhand State Tribal co-operative Fruits and Vegetables Union (2014-15)	1,80.00	0.00	0.00	1,80.00
	2425 - Co-operation				
	107 - Assistance to credit co-operatives				
	Contribution to the Share Capital to South Chotanagpur Tribal co-operative Fruits and Vegetable Development Union (2009-10)	10.00	0.00	0.00	10.00
	4425 - Capital Outlay on co-operation				
	796 - Tribal Area Sub-plan				
	Contribution to the Share Capital to South Chotanagpur Tribal co-operative Fruits and Vegetable Development Union (2010-11)	12.50	0.00	0.00	12.50
	4425 - Capital Outlay on co-operation				
	789 - Special Component plan for Scheduled Castes				
	Contribution to the Share Capital to South Chotanagpur Tribal co-operative Fruits and Vegetable Development Union (2010-11)	10.00	0.00	0.00	10.00

**19. DETAILED STATEMENT OF INVESTMENTS OF THE GOVERNMENT - contd.**  
**Section-2: Major and Minor Head-wise details of Investments during the year 2015-16 - contd.**

Sl. No.	Major/ Minor Head	Investment at the end of previous year	Investment during the year	Dis-investment during the year	Investment at the end of the year
			<i>(₹ in lakh)</i>		
	4425 - Capital Outlay on co-operation 108 - Investment in other co-operatives Contribution to the Share Capital to South Chotanagpur Tribal co-operative Fruits and Vegetable Development Union (2010-11)	2.50	0.00	0.00	2.50
	4425 - Capital Outlay on co-operation 108 - Investment in other co-operatives Contribution to the Share Capital to South Chotanagpur Tribal co-operative Fruits and Vegetable Development Union (2010-11)	10.00	0.00	0.00	10.00
	4425 - Capital Outlay on co-operation 789 - Special Component plan for Scheduled Castes Contribution to the Share Capital to South Chotanagpur Tribal co-operative Fruits and Vegetable Development Union (2011-12)	5.00	0.00	0.00	5.00
	4425 - Capital Outlay on co-operation 796 - Tribal Area Sub-plan Contribution to the Share Capital to South Chotanagpur Tribal co-operative Fruits and Vegetable Development Union (2011-12)	10.00	0.00	0.00	10.00
	2425 - Co-operation 789 - Special Component plan for Scheduled Castes Contribution to the Share Capital to South Chotanagpur Tribal co-operative Fruits and Vegetable Development Union (2013-14)	40.00	0.00	0.00	40.00

**19. DETAILED STATEMENT OF INVESTMENTS OF THE GOVERNMENT - contd.**  
**Section-2: Major and Minor Head-wise details of Investments during the year 2015-16 - contd.**

Sl. No.	Major/ Minor Head	Investment at the end of previous year	Investment during the year	Dis-investment during the year	Investment at the end of the year
			<i>(₹ in lakh)</i>		
	2425 - Co-operation 789 - Special Component plan for Scheduled Castes 27 - Contribution to the Share Capital of Jharkhand State Tribal co-operative Fruits and Vegetable Development Union (2015-16)	0.00	3,48.34	0.00	3,48.34
	<b>Total</b>	<b>8,60.00</b>	<b>3,48.34</b>	<b>0.00</b>	<b>12,08.34</b>
	2425 - Co-operation 796 - Tribal Area Sub-plan				
6	Contribution to the Share Capital of Large and Multipurpose Co-operative Union/ Society (LAMPUS) (2003-04)	50.00	0.00	0.00	50.00
	2425 - Co-operation 796 - Tribal Area Sub-plan				
	Contribution to the Share Capital of Large and Multipurpose Co-operative Union/ Society (LAMPUS) (2004-05)	50.00	0.00	0.00	50.00
	2425 - Co-operation 796 - Tribal Area Sub-plan				
	Contribution to the Share Capital of Large and Multipurpose Co-operative Union/ Society (LAMPUS) (2006-07)	49.98	0.00	0.00	49.98
	2425 - Co-operation 796 - Tribal Area Sub-plan				
	Contribution to the Share Capital of Large and Multipurpose Co-operative Union/ Society (LAMPUS) (2007-08)	2,00.00	0.00	0.00	2,00.00
	<b>Total</b>	<b>3,49.98</b>	<b>0.00</b>	<b>0.00</b>	<b>3,49.98</b>

**19. DETAILED STATEMENT OF INVESTMENTS OF THE GOVERNMENT - contd.**  
**Section-2: Major and Minor Head-wise details of Investments during the year 2015-16 - contd.**

Sl. No.	Major/ Minor Head	Investment at the end of previous year	Investment during the year	Dis-investment during the year	Investment at the end of the year
			<i>(₹ in lakh)</i>		
	2425 - Co-operation				
	108 - Assistance to other co-operatives				
7	Share Capital Contribution of Scheduled Castes/ Scheduled Tribes Members of co-operatives	5.00	0.00	0.00	5.00
	2425 - Co-operation				
	107 - Assistance to credit co-operatives				
8	Contribution to the Share Capital of Primary Agriculture Credit Co-operative Society and Vyapar Mandal (2006-07)	50.00	0.00	0.00	50.00
	2425 - Co-operation				
	107 - Assistance to credit co-operatives				
	Contribution to the Share Capital of Primary Agriculture Credit Co-operative Society and Vyapar Mandal (2007-08)	2,35.00	0.00	0.00	2,35.00
	2425 - Co-operation				
	789 - Special Component plan for Scheduled Castes				
	Contribution to the Share Capital of Primary Agriculture Credit Co-operative Society and Vyapar Mandal (2007-08)	65.00	0.00	0.00	65.00
	<b>Total</b>	<b>3,50.00</b>	<b>0.00</b>	<b>0.00</b>	<b>3,50.00</b>



**19. DETAILED STATEMENT OF INVESTMENTS OF THE GOVERNMENT - contd.**  
**Section-2: Major and Minor Head-wise details of Investments during the year 2015-16 - contd.**

Sl. No.	Major/ Minor Head	Investment at the end of previous year	Investment during the year	Dis-investment during the year	Investment at the end of the year
			<i>(₹ in lakh)</i>		
	2425 - Co-operation				
	190 - Investment in Public Sector and Other Undertakings				
9	Contribution to the Share Capital to National Co-operative Development Corporation for finance of Refinery/ Cold Storage/ Godown Construction Project (2006-07)	50.00	0.00	0.00	50.00
	2425 - Co-operation				
	107 - Assistance to credit co-operatives				
10	Contribution to the Share Capital for the formation of Jharkhand State Minor Forest Produce Marketing and Development Co-operative Union (JHAMCOFED) (2007-08)	50.00	0.00	0.00	50.00
	2425 - Co-operation				
	796 - Tribal Area Sub-plan				
	Contribution to the Share Capital for the formation of Jharkhand State Minor Forest Produce Marketing and Development Co-operative Union (JHAMCOFED) (2007-08)	2,50.00	0.00	0.00	2,50.00
	2425 - Co-operation				
	789 - Special Component plan for Scheduled Castes				
	Contribution to the Share Capital for the formation of Jharkhand State Minor Forest Produce Marketing and Development Co-operative Union (JHAMCOFED) (2007-08)	3,00.00	0.00	0.00	3,00.00
	2425 - Co-operation				
	107 - Assistance to credit co-operatives				
	Contribution to the Share Capital for the formation of Jharkhand State Minor Forest Produce Marketing and Development Co-operative Union (JHAMCOFED) (2008-09)	75.00	0.00	0.00	75.00

**19. DETAILED STATEMENT OF INVESTMENTS OF THE GOVERNMENT - contd.**  
**Section-2: Major and Minor Head-wise details of Investments during the year 2015-16 - contd.**

Sl. No.	Major/ Minor Head	Investment at the end of previous year	Investment during the year	Dis-investment during the year	Investment at the end of the year
			<i>(₹ in lakh)</i>		
	2425 - Co-operation				
	789 - Special Component plan for Scheduled Castes				
	Contribution to the Share Capital for the formation of Jharkhand State Minor Forest Produce Marketing and Development Co-operative Union (JHAMCOFED) (2008-09)	25.00	0.00	0.00	25.00
	2425 - Co-operation				
	796 - Tribal Area Sub-plan				
	76 - Contribution to the share capital of Jharkhand State Minor Forest Produce Marketing and Development Co-operative Union (JHAMCOFED)(2008-09)	1,00.00	0.00	0.00	1,00.00
	2425 - Co-operation				
	789 - Special Component plan for Scheduled Castes				
	25 - Contribution to the share capital of Jharkhand State Minor Forest Produce Marketing and Development Co-operative Union (JHAMCOFED)(2009-10)	15.00	0.00	0.00	15.00
	2425 - Co-operation				
	796 - Tribal Area Sub-plan				
	Contribution to the Share Capital for the formation of Jharkhand State Minor Forest Produce Marketing and Development Co-operative Union (JHAMCOFED) (2009-10)	30.00	0.00	0.00	30.00

**19. DETAILED STATEMENT OF INVESTMENTS OF THE GOVERNMENT - contd.**  
**Section-2: Major and Minor Head-wise details of Investments during the year 2015-16 - contd.**

Sl. No.	Major/ Minor Head	Investment at the end of previous year	Investment during the year	Dis-investment during the year	Investment at the end of the year
			<i>(₹ in lakh)</i>		
2425 - Co-operation					
107 - Assistance to credit co-operatives					
25 - Contribution to the share capital of Jharkhand State Minor Forest Produce Marketing and Development Co-operative Union (JHAMCOFED)(2009-10)		5.00	0.00	0.00	5.00
4425 - Capital Outlay on co-operation					
108 - Investment in other co-operatives					
Contribution to the Share Capital for the formation of Jharkhand State Minor Forest Produce Marketing and Development Co-operative Union (JHAMCOFED) (2010-11)		2.50	0.00	0.00	2.50
4425 - Capital Outlay on co-operation					
796 - Tribal Area Sub-plan					
Contribution to the Share Capital for the formation of Jharkhand State Minor Forest Produce Marketing and Development Co-operative Union (JHAMCOFED) (2010-11)		12.50	0.00	0.00	12.50
4425 - Capital Outlay on co-operation					
789 - Special Component plan for Scheduled Castes					
06 - Contribution to the share capital of Jharkhand State Minor Forest Produce Marketing and Development Co-operative Union (JHAMCOFED)(2010-11)		10.00	0.00	0.00	10.00

**19. DETAILED STATEMENT OF INVESTMENTS OF THE GOVERNMENT - contd.**  
**Section-2: Major and Minor Head-wise details of Investments during the year 2015-16 - contd.**

Sl. No.	Major/ Minor Head	Investment at the end of previous year	Investment during the year	Dis-investment during the year	Investment at the end of the year
			<i>(₹ in lakh)</i>		
	4425 - Capital Outlay on co-operation 108 - Investment in other co-operatives				
	06 - Contribution to the share capital of Jharkhand State Minor Forest Produce Marketing and Development Co-operative Union (JHAMCOFED)(2011-12)	10.00	0.00	0.00	10.00
	4425 - Capital Outlay on co-operation 789 - Special Component plan for Scheduled Castes				
	Contribution to the Share Capital for the formation of Jharkhand State Minor Forest Produce Marketing and Development Co-operative Union (JHAMCOFED) (2011-12)	5.00	0.00	0.00	5.00
	4425 - Capital Outlay on co-operation 796 - Tribal Area Sub-plan				
	06 - Contribution to the share capital of Jharkhand State Minor Forest Produce Marketing and Development Co-operative Union (JHAMCOFED)(2011-12)	10.00	0.00	0.00	10.00
	4425 - Capital Outlay on co-operation 108 - Investment in other co-operatives				
	Contribution to the Share Capital for the formation of Jharkhand State Minor Forest Produce Marketing and Development Co-operative Union (JHAMCOFED) (2012-13)	10.00	0.00	0.00	10.00

**19. DETAILED STATEMENT OF INVESTMENTS OF THE GOVERNMENT - contd.**  
**Section-2: Major and Minor Head-wise details of Investments during the year 2015-16 - contd.**

Sl. No.	Major/ Minor Head	Investment at the end of previous year	Investment during the year	Dis-investment during the year	Investment at the end of the year
			<i>(₹ in lakh)</i>		
	4425 - Capital Outlay on co-operation 789 - Special Component plan for Scheduled Castes Contribution to the Share Capital for the formation of Jharkhand State Minor Forest Produce Marketing and Development Co-operative Union (JHAMCOFED) (2012-13)	5.00	0.00	0.00	5.00
	4425 - Capital Outlay on co-operation 796 - Tribal Area Sub-plan Contribution to the Share Capital for the formation of Jharkhand State Minor Forest Produce Marketing and Development Co-operative Union (JHAMCOFED) (2012-13)	10.00	0.00	0.00	10.00
	<b>Total</b>	<b>9,25.00</b>	<b>0.00</b>	<b>0.00</b>	<b>9,25.00</b>
11	4425 - Capital Outlay on co-operation 789 - Special Component plan for Scheduled Castes Share capital for District Central Co-operative Banks (2007-08)	6,85.00	0.00	0.00	6,85.00
	4425 - Capital Outlay on co-operation 796 - Tribal Area Sub-plan Share capital for District Central Co-operative Banks (2007-08)	21,10.00	0.00	0.00	21,10.00
	2425 - Co-operation 107 - Assistance to credit co-operatives Share capital for District Central Co-operative Banks (2007-08)	13,05.00	0.00	0.00	13,05.00
	<b>Total</b>	<b>41,00.00</b>	<b>0.00</b>	<b>0.00</b>	<b>41,00.00</b>

**19. DETAILED STATEMENT OF INVESTMENTS OF THE GOVERNMENT - contd.**  
**Section-2: Major and Minor Head-wise details of Investments during the year 2015-16 - contd.**

Sl. No.	Major/ Minor Head	Investment at the end of previous year	Investment during the year	Dis-investment during the year	Investment at the end of the year
			<i>(₹ in lakh)</i>		
	4425 - Capital Outlay on co-operation				
	789 - Special Component plan for Scheduled Castes				
12	Share capital of Integrated Child Development Programme financed by National Co-operative Development Corporation (2007-08)	15.74	0.00	0.00	15.74
	4425 - Capital Outlay on co-operation				
	789 - Special Component plan for Scheduled Castes				
	Share capital of Integrated Child Development Programme financed by National Co-operative Development Corporation (2007-08)	13.68	0.00	0.00	13.68
	4425 - Capital Outlay on co-operation				
	190 - Investment in Public Sector and other undertakings				
	Share capital of Integrated Child Development Programme financed by National Co-operative Development Corporation (2008-09)	2,40.00	0.00	0.00	2,40.00
	4425 - Capital Outlay on co-operation				
	789 - Special Component plan for Scheduled Castes				
	Share capital of Integrated Child Development Programme financed by National Co-operative Development Corporation (2008-09)	32.00	0.00	0.00	32.00
	4425 - Capital Outlay on co-operation				
	796 - Tribal Area Sub-plan				
	Share capital of Integrated Child Development Programme financed by National Co-operative Development Corporation (2008-09)	1,77.58	0.00	0.00	1,77.58

**19. DETAILED STATEMENT OF INVESTMENTS OF THE GOVERNMENT - contd.**  
**Section-2: Major and Minor Head-wise details of Investments during the year 2015-16 - contd.**

Sl. No.	Major/ Minor Head	Investment at the end of previous year	Investment during the year	Dis-investment during the year	Investment at the end of the year
			<i>(₹ in lakh)</i>		
	4425 - Capital Outlay on co-operation 195 - Investment in co-operatives Share capital of Integrated Child Development Programme financed by National Co-operative Development Corporation (2009-10)	45.00	0.00	0.00	45.00
	4425 - Capital Outlay on co-operation 789 - Special Component plan for Scheduled Castes Share capital of Integrated Child Development Programme financed by National Co-operative Development Corporation (2009-10)	30.00	0.00	0.00	30.00
	4425 - Capital Outlay on co-operation 796 - Tribal Area Sub-plan Share capital of Integrated Child Development Programme financed by National Co-operative Development Corporation (2009-10)	75.00	0.00	0.00	75.00
	4425 - Capital Outlay on co-operation 789 - Special Component plan for Scheduled Castes Share capital of Integrated Child Development Programme financed by National Co-operative Development Corporation (2010-11)	45.00	0.00	0.00	45.00
	4425 - Capital Outlay on co-operation 796 - Tribal Area Sub-plan Share capital of Integrated Child Development Programme financed by National Co-operative Development Corporation(2010-11)	1,35.00	0.00	0.00	1,35.00

**19. DETAILED STATEMENT OF INVESTMENTS OF THE GOVERNMENT - contd.**  
**Section-2: Major and Minor Head-wise details of Investments during the year 2015-16 - contd.**

Sl. No.	Major/ Minor Head	Investment at the end of previous year	Investment during the year	Dis-investment during the year	Investment at the end of the year
			<i>(₹ in lakh)</i>		
	4425 - Capital Outlay on co-operation				
	108 - Investment in other co-operatives				
	Share capital of Integrated Child Development Programme financed by National Co-operative Development Corporation (2010-11)	90.00	0.00	0.00	90.00
	Share capital of Integrated Child Development Programme financed by National Co-operative Development Corporation (2014-15)	1,00.00	0.00	0.00	1,00.00
	4425 - Capital Outlay on co-operation				
	789 - Special Component plan for Scheduled Castes				
	Share capital of Integrated Child Development Programme financed by National Co-operative Development Corporation (2011-12)	4,72.16	0.00	0.00	4,72.16
	Share capital of Integrated Child Development Programme financed by National Co-operative Development Corporation (2014-15)	35.04	0.00	0.00	35,04
	4425 - Capital Outlay on co-operation				
	796 - Tribal Area Sub-plan				
	Share capital of Integrated Child Development Programme financed by National Co-operative Development Corporation (2011-12)	11,69.42	0.00	0.00	11,69.42
	Share capital of Integrated Child Development Programme financed by National Co-operative Development Corporation (2014-15)	1,80.00	0.00	0.00	1,80.00
	2425 - Co-operation				
	108 - Assistance to other co-operatives				
	04 - Share capital of Integrated Child Development Programme financed by National Co-operative Development Corporation(2011-12)	6,97.86	0.00	0.00	6,97.86



**19. DETAILED STATEMENT OF INVESTMENTS OF THE GOVERNMENT - contd.**  
**Section-2: Major and Minor Head-wise details of Investments during the year 2015-16 - contd.**

Sl. No.	Major/ Minor Head	Investment at the end of previous year	Investment during the year	Dis-investment during the year	Investment at the end of the year
			<i>(₹ in lakh)</i>		
	4425 - Capital Outlay on co-operation 108 - Investment in other co-operatives				
	02 - Share capital of Integrated Child Development Programme financed by National Co-operative Development Corporation(2015-16)	0.00	1,62.41	0.00	1,62.41
	4425 - Capital Outlay on co-operation 796 - Tribal Area Sub-plan				
	02 - Share capital of Integrated Child Development Programme financed by National Co-operative Development Corporation for Districts(2015-16)	0.00	2,54.18	0.00	2,54.18
	<b>Total</b>	<b>35,53.48</b>	<b>4,16.59</b>	<b>0.00</b>	<b>39,70.07</b>
	2425 - Co-operation 789 - Special Component plan for Scheduled Castes				
13	Share Capital of special type of Co-operative Societies for the Welfare of Women of Scheduled Castes/ Tribes/ Backward classes (2008-09)	20.00	0.00	0.00	20.00
	2425 - Co-operation 107 - Assistance to credit co-operatives				
	Share Capital of special type of Co-operative Societies for the Welfare of Women of Scheduled Castes/ Tribes/ Backward classes (2008-09)	40.00	0.00	0.00	40.00
	2425 - Co-operation 789 - Special Component plan for Scheduled Castes				
	Share Capital of special type of Co-operative Societies for the Welfare of Women of Scheduled Castes/ Tribes/ Backward classes (2009-10)	20.00	0.00	0.00	20.00
	<b>Total</b>	<b>80.00</b>	<b>0.00</b>	<b>0.00</b>	<b>80.00</b>

**19. DETAILED STATEMENT OF INVESTMENTS OF THE GOVERNMENT - contd.**  
**Section-2: Major and Minor Head-wise details of Investments during the year 2015-16 - contd.**

Sl. No.	Major/ Minor Head	Investment at the end of previous year	Investment during the year	Dis-investment during the year	Investment at the end of the year
			<i>(₹ in lakh)</i>		
	2425 - Co-operation 796 - Tribal Area Sub-plan				
14	Contribution to the Share Capital of Co-operative Society (2008-09)	40.00	0.00	0.00	40.00
	4425 - Capital Outlay on co-operation 107 - Assistance to credit co-operatives				
	Contribution to the Share Capital of Co-operative Society (2011-12)	10.57	0.00	0.00	10.57
	4425 - Capital Outlay on co-operation 789 - Special Component plan for Scheduled Castes				
	Contribution to the Share Capital of Co-operative Society (2011-12)	11.42	0.00	0.00	11.42
	4425 - Capital Outlay on co-operation 796 - Tribal Area Sub-plan				
	Contribution to the Share Capital of Co-operative Society (2011-12)	21.96	0.00	0.00	21.96
	<b>Total</b>	<b>83.95</b>	<b>0.00</b>	<b>0.00</b>	<b>83.95</b>
	4425 - Capital Outlay on co-operation 107 - Assistance to credit co-operatives				
15	Share Capital to Jharkhand State Development Co-operative Union (2010-11)	25.00	0.00	0.00	25.00

**19. DETAILED STATEMENT OF INVESTMENTS OF THE GOVERNMENT - contd.**  
**Section-2: Major and Minor Head-wise details of Investments during the year 2015-16 - contd.**

Sl. No.	Major/ Minor Head	Investment at the end of previous year	Investment during the year	Dis-investment during the year	Investment at the end of the year
			<i>(₹ in lakh)</i>		
	4425 - Capital Outlay on co-operation				
	789 - Special Component plan for Scheduled Castes				
16	Share Capital to Jharkhand State Co-operative Bank (2011-12)	20.00	0.00	0.00	20.00
	4425 - Capital Outlay on co-operation				
	796 - Tribal Area Sub-plan				
	Share Capital to Jharkhand State Co-operative Bank (2011-12)	50.00	0.00	0.00	50.00
	4425 - Capital Outlay on co-operation				
	107 - Assistance to credit co-operatives				
	Share Capital to Jharkhand State Co-operative Bank (2012-13)	60.00	0.00	0.00	60.00
	4425 - Capital Outlay on co-operation				
	789 - Special Component plan for Scheduled Castes				
	Share Capital to Jharkhand State Co-operative Bank (2012-13)	40.00	0.00	0.00	40.00
	4425 - Capital Outlay on co-operation				
	796 - Tribal Area Sub-plan				
	Share Capital to Jharkhand State Co-operative Bank (2012-13)	1,00.00	0.00	0.00	1,00.00
	<b>Total</b>	<b>2,70.00</b>	<b>0.00</b>	<b>0.00</b>	<b>2,70.00</b>

**19. DETAILED STATEMENT OF INVESTMENTS OF THE GOVERNMENT - contd.**  
**Section-2: Major and Minor Head-wise details of Investments during the year 2015-16 - contd.**

Sl. No.	Major/ Minor Head	Investment at the end of previous year	Investment during the year	Dis-investment during the year	Investment at the end of the year
			<i>(₹ in lakh)</i>		
	4425 - Capital Outlay on co-operation 107 - Assistance to credit co-operatives				
17	Share Capital to Jharkhand State Co-operative Federation (2011-12)	15.00	0.00	0.00	15.00
	4425 - Capital Outlay on co-operation 789 - Special Component plan for Scheduled Castes				
	Share Capital to Jharkhand State Co-operative Federation (2011-12)	10.00	0.00	0.00	10.00
	4425 - Capital Outlay on co-operation 796 - Tribal Area Sub-plan				
	Share Capital to Jharkhand State Co-operative Federation (2011-12)	25.00	0.00	0.00	25.00
	4425 - Capital Outlay on co-operation 796 - Tribal Area Sub-plan				
	Share Capital to Jharkhand State Co-operative Federation (2012-13)	25.00	0.00	0.00	25.00
	<b>Total</b>	<b>75.00</b>	<b>0.00</b>	<b>0.00</b>	<b>75.00</b>
	4425 - Capital Outlay on co-operation 107 - Investment in Credit Co-operatives				
18	Share Capital Contribution to Apex and other Co-operative Societies(2014-15)	12.30	0.00	0.00	12.30
	796 - Tribal Area Sub-plan				
	Share Capital Contribution to Apex and other Co-operative Societies(2014-15)	20.50	0.00	0.00	20.50

**19. DETAILED STATEMENT OF INVESTMENTS OF THE GOVERNMENT - conclud.**  
**Section-2: Major and Minor Head-wise details of Investments during the year 2015-16 - conclud.**

Sl. No.	Major/ Minor Head	Investment at the end of previous year	Investment during the year	Dis-investment during the year	Investment at the end of the year
			<i>(₹ in lakh)</i>		
	4425 - Capital Outlay on co-operation 107 - Investment in Credit Co-operatives 13 - Share Capital Contribution to Apex and other Co-operative Societies(2015-16)	0.00	9.00	0.00	9.00
	4425 - Capital Outlay on co-operation 796 - Tribal Area Sub-plan 13 - Share Capital Contribution to Apex and other Co-operative Societies(2015-16)	0.00	15.00	0.00	15.00
	<b>Total</b>	<b>32.80</b>	<b>24.00</b>	<b>0.00</b>	<b>56.80</b>
19	4404 - Capital Outlay on Dairy Development 01 - Census 796 - Tribal Area Sub-plan 05 - Share Capital to District Milk Organisation	0.00	7.81	0.00	7.81
	<b>Total - VI Investment in co-operative Banks and Societies</b>	<b>1,16,21.62</b>	<b>7,96.74</b>	<b>0.00</b>	<b>1,24,18.36</b>
	<b>Grand Total</b>	<b>2,41,24.63</b>	<b>20,46.74</b>	<b>0.00</b>	<b>2,61,71.37</b>

## 20. DETAILED STATEMENT OF GUARANTEES GIVEN BY THE GOVERNMENT

(i) Class wise details of Guarantees given by the State Government for repayment of loans, etc. raised by Statutory corporations, Government Companies, Local Bodies and Other institutions during the year and sums guaranteed outstanding on 31 March 2016 in various sectors are shown below:-

Sector (no. of Guarantees within bracket)	Maximum Amount guaranteed during the year 2014-15	Outstanding at the beginning of the year 2015-16	Additions during the year 2015-16	Deletions (other than invoked) during the year 2015-16	Invoked during the year 2015-16		Outstanding at the end of the year 2015-16	Guarantee commission or fee		Other material details
					Discharged	Not Discharged		Receivable	Received	
1	2	3	4	5	6	7	8	9	10	11

(₹ in lakh)

### No information received from the State Government

(ii) Class wise details for letter of comfort given by the State Government for repayment of loans, etc. raised by Statutory Corporations, Government Companies, Local Bodies and Other institutions during the year and sums guaranteed outstanding on 31 March 2016 in various sectors are shown below:-

Class and Sector	No. of letter of comfort	Total amount for which letters of comfort issued	Details of invocation, if any	Other material details
1	2	3	4	5

(₹ in lakh)

### No information received from the State Government

#### EXPLANATORY NOTE

#### Guarantee Redemption Fund : State Government did not set up Gurantee Redemption Fund.

Jharkhand Fiscal Responsibility and Budget Management Act, 2007 provides that :-

- Managing guarantees and other contingent liabilities prudently, with particular reference to level of risk of such liabilities;
- Should include an assessment of sustainability relating to the policies of the State Government for the current financial year relating to expenditure, borrowings and other liabilities, lending and investments and description of other activities, such as guarantees and activities of Public Sector Undertakings which have potential budgetary implications.
- The statement indicating institution-wise State Government guarantees given, default by these organizations in discharging debt servicing liabilities and contingent liability created in the State Government account on account of default of these organizations shall be placed in the Legislature.

**Note :** The apportionment of balances of the composite State of Bihar as on 14.11.2000 has not been done so far. The information in regard to guarantees given by Government after re-organisation of the State was also not furnished by the State Government (August 2016).

## 21 - DETAILED STATEMENT ON CONTINGENCY FUND AND OTHER PUBLIC ACCOUNT TRANSACTIONS

Head of Account	Opening Balance as on 1 April 2015		Receipts	Disbursement		Closing Balance as on 31 March 2016	Net Increase (+)/ Decrease (-)		
	1	2					3	4	5
<i>(₹ In lakh)</i>									
<b>Part-II Contingency Fund</b>									
<b>8000 - Contingency Fund-</b>									
1. Appropriation from the Consolidated Fund	Cr	5,00,00.00	(#)	0.00	0.00	Cr.	5,00,00.00	0.00	0.00
<b>Total - 8000- Contingency Fund</b>	<b>Cr</b>	<b>5,00,00.00</b>		<b>0.00</b>	<b>0.00</b>	<b>Cr.</b>	<b>5,00,00.00</b>	<b>0.00</b>	<b>0.00</b>
<b>Total - Part II- Contingency Fund</b>	<b>Cr.</b>	<b>5,00,00.00</b>		<b>0.00</b>	<b>0.00</b>	<b>Cr.</b>	<b>5,00,00.00</b>	<b>0.00</b>	<b>0.00</b>
<b>Part-III-Public Account (A)</b>									
<b>I Small Savings, Provident Funds etc.</b>									
<b>(b) Provident Funds-</b>									
<b>8009 - State Provident Funds-</b>									
<b>01 - Civil</b>									
101 - General Provident Funds	Cr.	18,54,62.05		8,18,12.70	8,70,50.63	Cr.	18,02,24.12	(-)52,37.93	(-)2.82
103 - ICS Provident Fund	Cr.	0.00		0.00	0.00	Cr.	0.00	0.00	0.00
104 - All India Services Provident Fund	Cr.	2,09,81.94		4,66.67	0.00	Cr.	2,14,48.61	4,66.67	2.22
<b>Total - 01 - Civil</b>	<b>Cr.</b>	<b>20,64,43.99</b>		<b>8,22,79.37</b>	<b>8,70,50.63</b>	<b>Cr.</b>	<b>20,16,72.73</b>	<b>(-)47,71.26</b>	<b>(-)2.31</b>
<b>Total - 8009 - State Provident Funds</b>	<b>Cr.</b>	<b>20,64,43.99</b>		<b>8,22,79.37</b>	<b>8,70,50.63</b>	<b>Cr.</b>	<b>20,16,72.73</b>	<b>(-)47,71.26</b>	<b>(-)2.31</b>
<b>Total - (b)-Provident Fund</b>	<b>Cr.</b>	<b>20,64,43.99</b>		<b>8,22,79.37</b>	<b>8,70,50.63</b>	<b>Cr.</b>	<b>20,16,72.73</b>	<b>(-)47,71.26</b>	<b>(-)2.31</b>
<b>(c) Other Accounts-</b>									
<b>8011 - Insurance and Pension Funds (@)</b>									
107 - State Government Employees' Group Insurance Scheme	Cr.	(-)7,08,41.76		7,30.43	1,18,44.39	Cr.	(-)8,19,55.72	(-)1,11,13.96	15.69
<b>Total - 8011-Insurance and Pension Funds</b>	<b>Cr.</b>	<b>(-)708,41.76</b>		<b>7,30.43</b>	<b>1,18,44.39</b>	<b>Cr.</b>	<b>(-)8,19,55.72</b>	<b>(-)1,11,13.96</b>	<b>15.69</b>
<b>Total - (c)-Other Accounts</b>	<b>Cr.</b>	<b>(-)7,08,41.76</b>		<b>7,30.43</b>	<b>1,18,44.39</b>	<b>Cr.</b>	<b>(-)8,19,55.72</b>	<b>(-)1,11,13.96</b>	<b>15.69</b>
<b>Total - I - Small Savings, Provident Funds, etc</b>	<b>Cr.</b>	<b>13,56,02.23</b>		<b>8,30,09.80</b>	<b>9,88,95.02</b>	<b>Cr.</b>	<b>11,97,17.01</b>	<b>(-)1,58,85.22</b>	<b>(-)11.71</b>

(A) Allocation of balances as on 14.11.2000 of composite Bihar between the successor States, Bihar and Jharkhand have not been done so far (August 2016).

(@) Minus balances is due to non-allocation of balances of composite Bihar between the successor States, Bihar and Jharkhand (August 2016).

(#) Jharkhand Government has enhanced the Permanent Structure, Rs.150.00 crore to 500.00 crore of Contingency Fund from the year 2015-16 (w.e.f. 01.04.2015) onwards vide Jharkhand Contingency Fund amendment Act. 2015 (Jharkhand Act. No. 05/2015).

**21 - DETAILED STATEMENT ON CONTINGENCY FUND AND OTHER PUBLIC ACCOUNT TRANSACTIONS - Contd.**

Head of Account	Opening Balance as on 1 April 2015		Receipts	Disbursement		Closing Balance as on 31 March 2016	Net Increase (+)/ Decrease (-)	
	2	3		4	5		6	7
1	2	3	4	5	6	7	8	9
(₹ In lakh)								
<b>Part-III-Public Account - contd.</b>								
<b>J</b>	<b>Reserve Fund-</b>							
(a)	<b>Reserve Funds bearing Interest</b>							
	<b>8121 - General and Other Reserve Funds</b>							
	122 - State Disaster Response Fund	Cr. 8,66,79.32	5,21,68.00	5,12,00.87	Cr. 8,76,46.45	8,76,46.45	9,67.13	1.12
	<b>Total - 8121 - General and other Reserve Funds</b>	<b>Cr. 8,66,79.32</b>	<b>5,21,68.00</b>	<b>5,12,00.87</b>	<b>Cr. 8,76,46.45</b>	<b>8,76,46.45</b>	<b>9,67.13</b>	<b>1.12</b>
	<b>Total - (a)-Reserve Funds bearing Interest</b>	<b>Cr. 8,66,79.32</b>	<b>5,21,68.00</b>	<b>5,12,00.87</b>	<b>Cr. 8,76,46.45</b>	<b>8,76,46.45</b>	<b>9,67.13</b>	<b>1.12</b>
	<b>Total - J- Reserve Funds</b>	<b>Cr. 8,66,79.32</b>	<b>5,21,68.00</b>	<b>5,12,00.87</b>	<b>Cr. 8,76,46.45</b>	<b>8,76,46.45</b>	<b>9,67.13</b>	<b>1.12</b>
<b>K</b>	<b>Deposits and Advances-</b>							
(a)	<b>Deposit bearing Interest</b>							
	<b>8342 - Other Deposits</b>							
	117 - Contribution Pension Scheme	Cr. 15,85.75	2,12,57.21	2,14,30.36	Cr. 14,12.60	14,12.60	(-)1,73.15	(-)10.92
	<b>Total - 8342-Other Deposits</b>	<b>Cr. 15,85.75</b>	<b>2,12,57.21</b>	<b>2,14,30.36</b>	<b>Cr. 14,12.60</b>	<b>14,12.60</b>	<b>(-)1,73.15</b>	<b>(-)10.92</b>
	<b>Total - (a)-Deposit bearing Interest</b>	<b>Cr. 15,85.75</b>	<b>2,12,57.21</b>	<b>2,14,30.36</b>	<b>Cr. 14,12.60</b>	<b>14,12.60</b>	<b>(-)1,73.15</b>	<b>(-)10.92</b>
(b)	<b>Deposit not bearing Interest-</b>							
	<b>8443 - Civil Deposits</b>							
	101 - Revenue Deposits	Cr. 4,99,29.95	44,46.79	74,10.10	Cr. 4,69,66.64	4,69,66.64	(-)29,63.31	(-)5.93
	102 - Customs and opium Deposits	Cr. 1,21,94.87	9,78.10	6,35.92	Cr. 1,25,37.05	1,25,37.05	3,42.18	2.81
	103 - Security Deposits	Cr. 21,27.12	20,96.30	4,56.23	Cr. 37,67.19	37,67.19	16,40.07	77.10
	104 - Civil Courts Deposits	Cr. 64,89.69	14,27.73	14,71.94	Cr. 64,45.48	64,45.48	(-)44.21	(-)0.68
	105 - Criminal Courts Deposits	Cr. 21,92.42	1,29.44	3.76	Cr. 23,18.10	23,18.10	1,25.68	5.73
	108 - Public Works Deposits	Cr. 18,99,29.10	14,64,82.86	11,57,66.92	Cr. 22,06,45.04	22,06,45.04	3,07,15.94	16.17
	111 - Other Departmental Deposits	Cr. 82,39.08	38,11.57	2,97.74	Cr. 1,17,52.91	1,17,52.91	35,13.83	42.65



**21 - DETAILED STATEMENT ON CONTINGENCY FUND AND OTHER PUBLIC ACCOUNT TRANSACTIONS - Contd.**

Head of Account	Opening Balance as on 1 April 2015		Receipts	Disbursement		Closing Balance as on 31 March 2016	Net Increase (+)/ Decrease (-)	
	2	3		4	5		6	7
1	2	3	4	5	6	7	8	9
(₹ In lakh)								
<b>Part-III-Public Account - contd.</b>								
<b>K</b>	<b>Deposits and Advances- contd.</b>							
<b>(b)</b>	<b>Deposit not bearing Interest-concltd.</b>							
117 - Deposits for work done for Public bodies or private individuals	Cr.	92.30	16.20	47.12	Cr.	61.38	(-)30.92	(-)33.50
121 - Deposits in connection with Elections	Cr.	0.75	0.00	0.00	Cr.	0.75	0.00	0.00
122 - Mines Labour Welfare Deposits	Cr.	3.63	0.00	0.00	Cr.	3.63	0.00	0.00
800 - Other Deposits	Cr.	4,46,12.96	24,54.97	1,31,96.43	Cr.	3,38,71.50	(-)107,41.46	(-)24.08
<b>Total - 8443 - Civil Deposits</b>	<b>Cr.</b>	<b>31,58,11.87</b>	<b>16,18,43.96</b>	<b>13,92,86.16</b>	<b>Cr.</b>	<b>33,83,69.67</b>	<b>2,25,57.80</b>	<b>7.14</b>
<b>8448 - Deposits of Local Funds</b>								
101 - District Funds	Cr.	1,37,42.21	56,16.82	1,45,06.42	Cr.	48,52.61	(-)88,89.60	(-)64.69
102 - Municipal Funds	Cr.	9,44,36.59	10,73,55.29	4,82,21.06	Cr.	15,35,70.82	5,91,34.23	62.62
103 - Cantonment Funds	Cr.	19.86	0.00	0.00	Cr.	19.86	0.00	0.00
105 - State Transport Corporation Funds	Cr.	0.05	0.00	0.00	Cr.	0.05	0.00	0.00
107 - State Electricity Boards Working Funds	Cr.	5,80,91.77	94,90,40.79	86,63,05.04	Cr.	14,08,27.52	8,27,35.75	142.42
108 - State Housing Board Funds	Cr.	23,88.28	45,00.00	0.00	Cr.	68,88.28	45,00.00	188.42
109 - Panchayat Bodies Funds	Cr.	1,97,68.22	72,59.92	86,40.36	Cr.	1,83,87.78	(-)13,80.44	(-)6.98
110 - Education Funds	Cr.	73,49.30	0.00	0.00	Cr.	73,49.30	0.00	0.00
111 - Medical and Charitable Funds	Cr.	1,68,18.85	4,19,19.43	2,80,96.72	Cr.	3,06,41.56	1,38,22.71	82.19
114 - Jharkhand Areas Autonomous Council Fund	Cr.	(-)7.29	0.00	0.00	Cr.	(-)7.29 (a)	0.00	0.00
120 - Other Funds	Cr.	12,03,87.39	8,97,29.49	5,08,50.40	Cr.	15,92,66.48	3,88,79.09	32.29
<b>Total - 8448- Deposits of Local Funds</b>	<b>Cr.</b>	<b>33,29,95.23</b>	<b>1,20,54,21.74</b>	<b>1,01,66,20.00</b>	<b>Cr.</b>	<b>52,17,96.97</b>	<b>18,88,01.74</b>	<b>56.70</b>
<b>8449 - Other Deposits-</b>								
105 - Deposit of Market Loans		0.00	53,61,68.55	53,61,68.55		0.00	0.00	0.00
<b>Total - 8449- Other Deposits</b>		<b>0.00</b>	<b>53,61,68.55</b>	<b>53,61,68.55</b>		<b>0.00</b>	<b>0.00</b>	<b>0.00</b>
<b>Total - (b) - Deposit not bearing Interest</b>	<b>Cr.</b>	<b>64,88,07.10</b>	<b>1,90,34,34.25</b>	<b>1,69,20,74.71</b>	<b>Cr.</b>	<b>86,01,66.64</b>	<b>21,13,59.54</b>	<b>32.58</b>

(a) Minus balance is due to non-allocation of balance between the successor States consequent upon the reorganisation of the composite State of Bihar (August 2016).

**21 - DETAILED STATEMENT ON CONTINGENCY FUND AND OTHER PUBLIC ACCOUNT TRANSACTIONS - Contd.**

Head of Account	Opening Balance as on 1 April 2015		Receipts	Disbursement		Closing Balance as on 31 March 2016	Net Increase (+)/ Decrease (-)		
	1	2		3	4		5	6	7
								Amount	Per cent
(₹ In lakh)									
<b>Part-III-Public Account - contd.</b>									
<b>K</b>	<b>Deposits and Advances- conclud.</b>								
(c)	<b>Advances</b>								
	<b>8550 - Civil Advances-</b>								
	101 - Forest Advances	Dr.	3,80.15	2,51,76.63	2,52,46.32	Dr.	4,49.84	69.69	18.33
	<b>Total - 8550-Civil Advances</b>	<b>Dr.</b>	<b>3,80.15</b>	<b>2,51,76.63</b>	<b>2,52,46.32</b>	<b>Dr.</b>	<b>4,49.84</b>	<b>69.69</b>	<b>18.33</b>
	<b>Total - (c) Advances</b>	<b>Dr.</b>	<b>3,80.15</b>	<b>2,51,76.63</b>	<b>2,52,46.32</b>	<b>Dr.</b>	<b>4,49.84</b>	<b>69.69</b>	<b>18.33</b>
	<b>Total - K- Deposits and Advances</b>	<b>Cr.</b>	<b>65,00,12.70</b>	<b>1,94,98,68.09</b>	<b>1,73,87,51.39</b>	<b>Cr.</b>	<b>86,11,29.40</b>	<b>21,11,16.70</b>	<b>32.48</b>
<b>L</b>	<b>Suspense And Miscellaneous</b>								
(b)	<b>Suspense</b>								
	<b>8658 - Suspense Accounts</b>								
	101 - Pay and Accounts Office -Suspense	Dr.	11,46.78	5,30.61	12,94.28	Dr.	19,10.45	7,63.67	66.59
	102 - Suspense Account (Civil)	Dr.	1,10.26	5,75.74	5,61.98	Dr.	96.50	(-)13.76	(-)12.48
	109 - Reserve Bank Suspense-Headquarters	Cr.	5.25	(-)12.59	(-)85.59	Cr.	78.25	73.00	1390.48
	110 - Reserve Bank Suspense- Central Accounts Office	Dr.	0.00	0.00	54.66	Dr.	54.66	54.66	0.00
	111 - Departmental Adjusting Account		0.00	0.00	0.00		0.00	0.00	0.00
	112 - Tax Deducted at Source (TDS) Suspense	Cr.	1,14,36.64	1,50,28.56	1,21,88.55	Cr.	1,42,76.65	28,40.01	24.83
	123 - A.I.S. Officers' Group Insurance Scheme	Dr.	41.89	2.88	9.16	Dr.	48.17	6.28	14.99
	<b>Total - 8658 – Suspense Accounts</b>	<b>Cr.</b>	<b>1,01,42.96</b>	<b>1,61,25.20</b>	<b>1,40,23.04</b>	<b>Cr.</b>	<b>1,22,45.12</b>	<b>21,02.16</b>	<b>20.73</b>
	<b>Total - (b) Suspense</b>	<b>Cr.</b>	<b>1,01,42.96</b>	<b>1,61,25.20</b>	<b>1,40,23.04</b>	<b>Cr.</b>	<b>1,22,45.12</b>	<b>21,02.16</b>	<b>20.73</b>

**21 - DETAILED STATEMENT ON CONTINGENCY FUND AND OTHER PUBLIC ACCOUNT TRANSACTIONS - Contd.**

Head of Account	Opening Balance as on 1 April 2015		Receipts	Disbursement		Closing Balance as on 31 March 2016	Net Increase (+)/ Decrease (-)		
	1	2		3	4		5	6	7
<i>(₹ In lakh)</i>									
<b>Part-III-Public Account - contd.</b>									
L	<b>Suspense And Miscellaneous - contd.</b>								
(c)	<b>Other Accounts</b>								
	<b>8671 - Departmental Balances</b>								
	101 - Civil	Dr.	2,10.05	1,34,55.93	1,38,75.34	Dr.	6,29.46	4,19.41	199.67
	8672 - Permanent Cash Imprest								
	101 - Civil	Dr.	10.85		1.50	Dr.	12.35	1.50	13.82
	8673 - Cash Balance Investment Account								
	101 - Cash Balance Investment Account	Dr.	6,66,13.00	6,49,74,09.33	6,64,10,20.33	Dr.	21,02,24.00	14,36,11.00	215.59
	<b>Total - (c)- Other Accounts</b>	<b>Dr.</b>	<b>6,68,33.90</b>	<b>6,51,08,65.26</b>	<b>6,65,48,97.17</b>	<b>Dr.</b>	<b>21,08,65.81</b>	<b>14,40,31.91</b>	<b>215.51</b>
(d)	<b>Accounts with Governments of Foreign Countries-</b>								
	<b>8679 - Accounts with Governments of other Countries</b>								
	103 - Burma		0.00	0.00	0.00		0.00	0.00	0.00
	<b>Total - 8679 -Accounts with Governments of other Countires-</b>		<b>0.00</b>	<b>0.00</b>	<b>0.00</b>		<b>0.00</b>	<b>0.00</b>	<b>0.00</b>
	<b>Total - (d) Accounts with Government of Foreign Countries</b>		<b>0.00</b>	<b>0.00</b>	<b>0.00</b>		<b>0.00</b>	<b>0.00</b>	<b>0.00</b>

**21 - DETAILED STATEMENT ON CONTINGENCY FUND AND OTHER PUBLIC ACCOUNT TRANSACTIONS - Contd.**

Head of Account	Opening Balance as on 1 April 2015		Receipts	Disbursement		Closing Balance as on 31 March 2016	Net Increase (+)/ Decrease (-)		
	1	2		3	4		5	6	7
( ₹ In lakh )									
<b>Part-III-Public Account - contd.</b>									
<b>L</b>	<b>Suspense And Miscellaneous - conclud.</b>								
(e)	<b>Miscellaneous-</b>								
	<b>8680 - Miscellaneous Government Accounts</b>								
	102 - Write-off from Heads of Account closing balance		0.00	0.00	0.00	0.00	0.00	0.00	0.00
	<b>Total - 8680 - Miscellaneous Government Accounts</b>		<b>0.00</b>	<b>0.00</b>	<b>0.00</b>	<b>0.00</b>	<b>0.00</b>	<b>0.00</b>	<b>0.00</b>
	<b>Total - (e) Miscellaneous</b>		<b>0.00</b>	<b>0.00</b>	<b>0.00</b>	<b>0.00</b>	<b>0.00</b>	<b>0.00</b>	<b>0.00</b>
	<b>Total - L-Suspense and Miscellaneous</b>	<b>Dr.</b>	<b>5,66,90.94</b>	<b>6,52,69,90.46</b>	<b>6,66,89,20.21</b>	<b>Dr.</b>	<b>19,86,20.69</b>	<b>25,53,11.63</b>	<b>450.36</b>
<b>M-</b>	<b>M Remittances</b>								
(a)	<b>Money Orders and other Remittances-</b>								
	<b>8782 - Cash Remittances and adjustments between officers rendering accounts to the same Accounts Officer</b>								
	102 - Public Works Remittances	Dr.	4,91.72	77,83,86.18	77,77,87.14	Cr.	1,07.32	(-)3,84.40	(-)78.17
	103 - Forest Remittances	Cr.	4.78	2,41,15.61	2,41,32.15	Dr.	11.76	6.98	146.03
	110 - Miscellaneous Remittances		0.00	0.00	0.00		0.00	0.00	0.00
	<b>Total - 8782 - Cash Remittances and adjustments between officers rendering accounts to the same Accounts Officer</b>	<b>Dr.</b>	<b>4,86.94</b>	<b>80,25,01.79</b>	<b>80,19,19.29</b>	<b>Cr.</b>	<b>95.56</b>	<b>(-)3,91.38</b>	<b>(-)80.38</b>
	<b>Total - (a) Money Orders and other Remittances</b>	<b>Dr.</b>	<b>4,86.94</b>	<b>80,25,01.79</b>	<b>80,19,19.29</b>	<b>Cr.</b>	<b>95.56</b>	<b>(-)3,91.38</b>	<b>(-)80.38</b>
(b)	<b>Inter-Government Adjustment Account</b>								
	<b>8788 - Adjusting Account with Posts</b>								
	8793 - Inter State Suspense Account	Dr.	18,53.42	0.00	5,08.91	Dr.	23,62.33	5,08.91	27.46
	<b>Total - (b) Inter- Government Adjustments Account</b>	<b>Dr.</b>	<b>18,53.42</b>	<b>0.00</b>	<b>5,08.91</b>	<b>Dr.</b>	<b>23,62.33</b>	<b>5,08.91</b>	<b>27.46</b>
	<b>Total - M- Remittances</b>	<b>Dr.</b>	<b>23,40.36</b>	<b>8,02,501.79</b>	<b>80,24,28.20</b>	<b>Dr.</b>	<b>22,66.77</b>	<b>(-)73.59</b>	<b>(-)3.14</b>
	<b>Total - Part III- Public Account</b>			<b>9,41,45,38.14</b>	<b>9,36,01,95.69</b>			<b>(-)</b>	
	<b>Total - Receipts and Disbursements (Part I, II and III)</b>			<b>13,83,33,50.36</b>	<b>13,83,13,30.13</b>				

**21 - DETAILED STATEMENT ON CONTINGENCY FUND AND OTHER PUBLIC ACCOUNT TRANSACTIONS - Contd.**

Head of Account	Opening Balance as on 1 April 2015		Receipts	Disbursement		Closing Balance as on 31 March 2016	Net Increase (+)/ Decrease (-)		
	1	2		3	4		5	6	7
( ₹ In lakh )									
<b>Part-III-Public Account - conclud.</b>									
<b>N</b>	<b>Cash Balance-</b>								
	<b>8999 - Cash Balance-</b>								
	Opening Balance			(-)2,24,12.95		0.00			
	Closing Balance			0.00	(-)2,03,92.72	(*)			
	<b>Grand Total</b>			<b>13,81,09,37.41</b>	<b>13,81,09,37.41</b>				
	Abstract of Opening and Closing Balances- Deposits with Reserve Bank			(-)2,24,12.95	(-)2,03,92.72				

(\*) There was a difference of ₹ 10,93.56 lakh (Net Credit) between the figures reflected in the accounts (₹ 2,03,92.72 lakh Credit) and that intimated by Reserve Bank of India (₹ 1,92,99.15 lakh Debit) regarding "Deposits with Reserve Bank" included in the Cash Balance. Discrepancy statement of ₹ 9,32.53 lakh for the year 2015-16 has been sent to Reserve Bank of India, Patna for reconciliation and necessary correction in RBD balance. Balance ₹ 1,61.03 lakh for the period prior to October 1987 is under reconciliation (August 2016).

**21 - DETAILED STATEMENT ON CONTINGENCY FUND AND OTHER PUBLIC ACCOUNT TRANSACTIONS - Contd.**

**Annexure to Statement 21**

**Analysis of Suspense Balances and Remittance Balances**

Sl. No.	Head of Account & Ministry/ Department with which pending	Balances as on 31 March 2016		Nature of transaction in brief	Earliest year from which pending	Impact of outstanding on	
		Debit	Credit			Cash Balance	Accounts
<i>(₹ in lakh)</i>							
<b>1</b>	<b>8658 - Suspense Accounts</b>						
	<b>101 - Pay and Accounts Office-Suspense</b>						
(i)	Ministry of Transport & Highway	18,50.45		The balances are due to non-reimburement of expenditure on National High Way by the PAO, Ministry of Transport & Highway, Government of India.	2013-14	Increase in Cash balance	Suspense balance remained uncleared.
(ii)	Department of Expenditure, Ministry of Finance, New Delhi	60.00		The balances are due to non-reimburement of Pensionery charges by the CPAO (P), New Delhi.	2013-14	Increase in Cash balance	Suspense balance remained uncleared and revenue reported to the concerned head understated.
	<b>102 - Suspense Account (Civil)</b>						
<b>a</b>	<b>Account with Defence</b>						
(i)	CDA(P) Allahabad	77.50	0.18	The balances are due to non-reimburement of Pensionery charges by the CDA (P), Allahabad and CDA (P), Patna.	2015-16	Decrease in Cash balance	Suspense balance remained uncleared.
<b>b</b>	<b>Account with Railway</b>						
(i)	South Eastern Railway	8.91		The balances are due to non-reimburement of Pensionery charges by the FA&CAO, South Eastern Railways	2015-16	Decrease in Cash balance	Suspense balance remained uncleared.
(ii)	Eastern Railway	9.50		The balances are due to non-reimburement of Pensionery charges by the FA&CAO, Eastern Railways	2015-16	Decrease in Cash balance	Suspense balance remained uncleared.

**21 - DETAILED STATEMENT ON CONTINGENCY FUND AND OTHER PUBLIC ACCOUNT TRANSACTIONS - Contd.**

Annexure to Statement 21 - contd.

Analysis of Suspense Balances and Remittance Balances

Sl. No.	Head of Account & Ministry/ Department with which pending	Balances as on 31 March 2016		Nature of transaction in brief	Earliest year from which pending	Impact of outstanding on	
		Debit	Credit			Cash Balance	Accounts
( <i>₹ in lakh</i> )							
<b>1</b>	<b>8658 - Suspense Accounts - contd.</b>						
<b>c</b>	<b>Accounts with Post</b>	0.77		The balances are due to non-reimbursement of Pensionery charges by the Post.	2013-14	Decrease in Cash balance	Suspense balance remained uncleared.
(i)	112-Tax Deducted at Source (TDS)		1,42,76.65	Income Tax deducted at Source (TDS) from the Government Employees in March 2015 Accounts and during 2014-15 upto February 2014 has been paid to ZAO, CBDT, Patna in 2015-16. Balance amount related to March 2016 accounts which will be reimbursed in 2016-17.	2015-16	Cash Balance increases	Suspense balance remained uncleared.
(ii)	123 - A.I.S Officers Group Insurance Scheme	48.17		The balances are relating to contributions of All India Service Officers Group Insurance Scheme, which are payable to Ministry of Personnel, Home and Forest, Government of India.	2014-15	Cash Balance increases	Suspense balance remained uncleared.

## 21 - DETAILED STATEMENT ON CONTINGENCY FUND AND OTHER PUBLIC ACCOUNT TRANSACTIONS - Concl'd.

Annexure to Statement 21 - concl'd.

### Analysis of Suspense Balances and Remittance Balances

Sl. No.	Head of Account & Ministry/ Department with which pending	Balances as on 31 March 2016		Nature of transaction in brief	Earliest year from which pending	Impact of outstanding on	
		Debit	Credit			Cash Balance	Accounts
<i>(₹ in lakh)</i>							
<b>2</b>	<b>8782 - Cash Remittances and adjustments between officers rendering accounts to the same Accounts Officer</b>						
	<b>102-P.W.Remittances</b>						
(i)	Public Works Remittances/ Banks	77,82,79.00		The outstanding balances are due non-pairing of Public Works Challans.	2011-2012	No impact on Cash Balance	Balances under Public Works Remittances remained uncleared.
(ii)	II-P.W.Cheques		77,83,86.32	The outstanding balances are due non-pairing of Public Works Cheques.	2000-2001	No impact on Cash Balance	Balances under Public Works Remittances remained uncleared.
	<b>103-Forest Remittances</b>						
(i)	I-Forest Remittances			The outstanding balances are due to non-pairing of Forest Cheques.		No impact on Cash Balance	Balances under Forest Remittances remained uncleared.
(ii)	II-Forest Cheques	11.76					
	8793-Inter-State Suspense Account	23,62.33		The balances are outstanding due to delay in receipt of Outward Settlement Accounts	2013-2014	Cash Balance of the State decreased	Suspense balance remained uncleared.



**22 DETAILED STATEMENT ON INVESTMENTS OF EARMARKED FUNDS**

Name of Reserve Fund or Deposit Account	Balance as on 1 April 2015			Balance as on 31 March 2016		
	Cash	Investment	Total	Cash	Investment	Total
			(₹ in lakh)			
<b>J- Reserve Fund</b>						
<b>(a) Reserve Funds bearing Interest</b>						
8121- General and other Reserve Funds-						
122- State Disaster Response Fund	8,66,79.32	0.00	8,66,79.32	8,76,46.45	0.00	8,76,46.45
<b>TOTAL - 8121</b>	<b>8,66,79.32</b>	<b>0.00</b>	<b>8,66,79.32</b>	<b>8,76,46.45</b>	<b>0.00</b>	<b>8,76,46.45</b>
<b>Total - (a) Reserve Funds bearing Interest</b>	<b>8,66,79.32</b>	<b>0.00</b>	<b>8,66,79.32</b>	<b>8,76,46.45</b>	<b>0.00</b>	<b>8,76,46.45</b>
<b>TOTAL - J- Reserve Fund</b>	<b>8,66,79.32</b>	<b>0.00</b>	<b>8,66,79.32</b>	<b>8,76,46.45</b>	<b>0.00</b>	<b>8,76,46.45</b>

# **Volume-II**

## **(Part-II)**



**APPENDIX I COMPARATIVE EXPENDITURE ON SALARY**

*(Figures in Italics represent Charged Expenditure)*

Department(#)	Major Head	Description	2015-16		2014-15						
			Non Plan	Plan	CSS (Including CPS)	Total	Non Plan	Plan	CSS (Including CPS)	Total	
<b>EXPENDITURE HEADS</b>			<i>(₹ in lakh)</i>								
<b>Revenue Account</b>											
<b>A - General Services</b>											
<b>(a) Organs of State</b>											
2011 -	Parliament/ State/ Union Territory Legislatures		23.73					14.80			
			49,21.11	0.00	71,33.31	1,20,78.15	42,24.50	0.00	0.00	42,39.30	
2012 -	President/ Vice-President/ Governor, Administrator of Union Territories		4,59.56	0.00	0.00	4,59.56	4,50.05	0.00	0.00	4,50.05	
2013 -	Council of Ministers		5,10.41	0.00	0.00	5,10.41	3,09.50	0.00	0.00	3,09.50	
2014 -	Administration of Justice		39,91.83				36,58.05				
			2,17,17.50	0.00	0.00	2,57,09.33	1,79,30.44	0.00	0.00	2,15,88.49	
2015 -	Elections		7,54.95	0.00	0.00	7,54.95	7,40.13	0.00	0.00	7,40.13	
<b>Total -</b>	<b>Organs of State</b>		<b>44,75.12</b>				<b>41,22.90</b>				
<b>(a)</b>			<b>2,79,03.97</b>	<b>0.00</b>	<b>71,33.31</b>	<b>3,95,12.40</b>	<b>2,32,04.57</b>	<b>0.00</b>	<b>0.00</b>	<b>2,73,27.47</b>	
<b>(b) Fiscal services</b>											
<b>(ii) Collection of Taxes on Property and Capital transactions</b>											
2029 -	Land Revenue		1,82,75.28	0.00	0.00	1,82,75.28	1,65,98.22	0.00	0.00	1,65,98.22	
2030 -	Stamps and Registration		7,88.15	0.00	0.00	7,88.15	782.93	0.00	0.00	7,82.93	
	<b>Total - (ii) Collection of Taxes on Property and Capital transactions</b>		<b>1,90,63.43</b>	<b>0.00</b>	<b>0.00</b>	<b>1,90,63.43</b>	<b>17381.15</b>	<b>0.00</b>	<b>0.00</b>	<b>1,73,81.15</b>	
<b>(iii) Collection of taxes on Commodities and Services</b>											
2039 -	State Excise		13,74.20	0.00	0.00	13,74.20	12,75.09	0.00	0.00	12,75.09	
2040 -	Taxes on Sales, Trades etc.		33,08.31	0.00	0.00	33,08.31	33,05.63	0.00	0.00	33,05.63	
2041 -	Taxes on Vehicles		6,14.07	0.00	0.00	6,14.07	6,07.20	0.00	0.00	6,07.20	
2045 -	Other Taxes and Duties on Commodities and Services		1,02.56	0.00	0.00	1,02.56	93.11	0.00	0.00	93.11	
	<b>Total - (iii) Collection of Taxes on Commodities and Services</b>		<b>53,99.14</b>	<b>0.00</b>	<b>0.00</b>	<b>53,99.14</b>	<b>52,81.03</b>	<b>0.00</b>	<b>0.00</b>	<b>52,81.03</b>	

(#) Department wise expenditure on Salary is not maintained.

**APPENDIX I COMPARATIVE EXPENDITURE ON SALARY - contd.**

*(Figures in Italics represent Charged Expenditure)*

Depart- ment(#)	Major Head	Description	2015-16		2014-15					
			Non Plan	Plan	CSS (Including CPS)	Total	Non Plan	Plan	CSS (Including CPS)	Total
		<b>EXPENDITURE HEADS</b>								<i>(₹ in lakh)</i>
		<b>Revenue Account - contd.</b>								
<b>A -</b>		<b>General Services - Concl'd.</b>								
<b>(b)</b>		<b>Fiscal services - concl'd.</b>								
(iv)		Other Fiscal Services								
2047 -		Other Fiscal Services	1,61.95	0.00	0.00	1,61.95	1,78.67	0.00	0.00	1,78.67
		<b>Total - (iv) Other Fiscal Services</b>	<b>1,61.95</b>	<b>0.00</b>	<b>0.00</b>	<b>1,61.95</b>	<b>1,78.67</b>	<b>0.00</b>	<b>0.00</b>	<b>1,78.67</b>
		<b>Total - (b) Fiscal Services</b>	<b>2,46,24.52</b>	<b>0.00</b>	<b>0.00</b>	<b>2,46,24.52</b>	<b>2,28,40.85</b>	<b>0.00</b>	<b>0.00</b>	<b>2,28,40.85</b>
<b>(d)</b>		<b>Administrative Services</b>								
2051 -		Public Service Commission	2,60.04	0.00	0.00	3,75.15	2,41.17	0.00	0.00	3,27.87
			1,15.11				86.70			
2052 -		Secretariat-General Services	60,57.98	0.00	0.00	60,57.98	55,88.76	0.00	0.00	55,88.76
2053 -		District Administration	1,13,36.35	23.95	0.00	1,13,60.30	1,00,00.41	46.06	0.00	1,00,46.47
2054 -		Treasury and Accounts Administration	9,25.36	0.00	0.00	9,25.36	8,78.78	0.00	0.00	8,78.78
2055 -		Police	24,71,74.30	0.00	0.00	24,71,74.30	22,21,04.43	0.00	0.00	22,21,04.43
2056 -		Jails	17,32.73	0.00	0.00	17,32.73	18,32.09	0.00	0.00	18,32.09
2058 -		Stationery and Printing	1,13.43	0.00	0.00	1,13.43	1,11.81	0.00	0.00	1,11.81
2059 -		Public Works	43,54.49	0.00	0.00	43,54.49	43,84.17	0.00	0.00	43,84.17
2070 -		Other Administrative Services	47,16.22	0.00	0.00	47,16.22	40,99.85	0.00	0.00	40,99.85
		<b>Total - (d) Administrative Services</b>	<b>2,60.04</b>				<b>2,41.17</b>			
			<b>27,65,25.97</b>	<b>23.95</b>	<b>0.00</b>	<b>27,68,09.96</b>	<b>24,90,87.00</b>	<b>46.06</b>	<b>0.00</b>	<b>24,93,74.23</b>
		<b>Total - A General Services</b>	<b>47,35.16</b>				<b>43,64.07</b>			
			<b>32,90,54.46</b>	<b>23.95</b>	<b>0.00</b>	<b>33,38,13.57</b>	<b>29,51,32.42</b>	<b>46.06</b>	<b>0.00</b>	<b>29,95,42.55</b>

**APPENDIX I COMPARATIVE EXPENDITURE ON SALARY - contd.**

*(Figures in Italics represent Charged Expenditure)*

Depart- ment(#)	Major Head	Description	2015-16		2014-15					
			Non Plan	Plan	CSS (Including CPS)	Total	Non Plan	Plan	CSS (Including CPS)	Total
		<b>EXPENDITURE HEADS</b>								
		<b>Revenue Account - contd.</b>								
	<b>B -</b>	<b>Social Services</b>								
	<b>(a)</b>	<b>Education, Sports, Art and Culture</b>								
2202 -	General Education		23,74,34.39	26,57.82	0.00	24,00,92.21	21,02,87.04	9,64.98	37.46	21,12,89.48
2203 -	Technical Education		35,67.12	78.19	0.00	36,45.31	40,42.23	2,04.28	0.00	42,46.51
2204 -	Sports and Youth Services		6,03.28	0.00	0.00	6,03.28	5,33.15	0.00	0.00	5,33.15
2205 -	Art and Culture		2,28.54	4.70	0.00	2,33.24	2,10.82	0.00	0.00	2,10.82
	<b>Total - (a) Education, Sports, Art and Culture</b>		<b>24,18,33.33</b>	<b>2740.71</b>	<b>0.00</b>	<b>24,45,74.04</b>	<b>21,50,73.24</b>	<b>11,69.26</b>	<b>37.46</b>	<b>21,62,79.96</b>
	<b>(b)</b>	<b>Health and Family Welfare</b>								
2210 -	Medical and Public Health		5,36,11.09	14,05.12	0.00	5,50,16.21	5,04,65.72	13,21.66	0.00	5,17,87.38
2211 -	Family Welfare		1,37.31	0.00	71,33.31	72,70.62	1,69.72	53,88.53	16,96.42	72,54.67
	<b>Total - (b) Health and Family Welfare</b>		<b>5,37,48.40</b>	<b>14,05.12</b>	<b>71,33.31</b>	<b>6,22,86.83</b>	<b>5,06,35.44</b>	<b>67,10.19</b>	<b>16,96.42</b>	<b>5,90,42.05</b>
	<b>(c)</b>	<b>Water Supply, Sanitation, Housing and Urban Development</b>								
2215 -	Water Supply and Sanitation		1,38,43.78	0.00	0.00	1,38,43.78	1,33,20.91	0.00	0.00	1,33,20.91
2217 -	Urban Development		66.43	0.00	0.00	66.43	75.54	0.00	0.00	75.54
	<b>Total (c) Water Supply, Sanitation, Housing and Urban Development</b>		<b>1,39,10.21</b>	<b>0.00</b>	<b>0.00</b>	<b>1,39,10.21</b>	<b>1,33,96.45</b>	<b>0.00</b>	<b>0.00</b>	<b>1,33,96.45</b>
	<b>(d)</b>	<b>Information and Broadcasting</b>								
2220 -	Information and Publicity		9,81.06	0.00	0.00	9,81.06	8,90.08	0.00	0.00	8,90.08
	<b>Total - (d) Information and Broadcasting</b>		<b>9,81.06</b>	<b>0.00</b>	<b>0.00</b>	<b>9,81.06</b>	<b>8,90.08</b>	<b>0.00</b>	<b>0.00</b>	<b>8,90.08</b>

**APPENDIX I COMPARATIVE EXPENDITURE ON SALARY - contd.**

*(Figures in Italics represent Charged Expenditure)*

Depart- ment(#)	Major Head	Description	2015-16		2014-15					
			Non Plan	Plan	CSS (Including CPS)	Total	Non Plan	Plan	CSS (Including CPS)	Total
		<b>EXPENDITURE HEADS</b>								<i>(₹ in lakh)</i>
		<b>Revenue Account - contd.</b>								
	<b>B -</b>	<b>Social Services - conclud.</b>								
	<b>(e)</b>	<b>Welfare of Scheduled Castes, Scheduled Tribes and Other Backward Classes</b>								
	2225 -	Welfare of Scheduled Castes, Scheduled Tribes and Other Backward Classes	81,48.07	8,06.65	0.00	89,54.72	73,68.04	7,11.82	0.00	80,79.86
		<b>Total - (e) Welfare of Scheduled Castes, Scheduled Tribes and Other Backward Classes</b>	<b>81,48.07</b>	<b>8,06.65</b>	<b>0.00</b>	<b>89,54.72</b>	<b>73,68.04</b>	<b>7,11.82</b>	<b>0.00</b>	<b>80,79.86</b>
	<b>(f)</b>	<b>Labour and Labour Welfare</b>								
	2230 -	Labour and Employment	46,25.79	10,69.34	0.00	56,95.13	47,45.62	8,88.56	0.00	56,34.18
		<b>Total - (f) Labour and Labour Welfare</b>	<b>46,25.79</b>	<b>10,69.34</b>	<b>0.00</b>	<b>56,95.13</b>	<b>47,45.62</b>	<b>8,88.56</b>	<b>0.00</b>	<b>56,34.18</b>
	<b>(g)</b>	<b>Social Welfare and Nutrition</b>								
	2235 -	Social Security and Welfare	14,55.64	17,45.59	52,67.14	84,68.37	15,01.56	4,57.13	47,52.48	67,11.17
		<b>Total - (g) Social Welfare and Nutrition</b>	<b>14,55.64</b>	<b>17,45.59</b>	<b>52,67.14</b>	<b>84,68.37</b>	<b>15,01.56</b>	<b>4,57.13</b>	<b>47,52.48</b>	<b>67,11.17</b>
	<b>(h)</b>	<b>Others</b>								
	2250 -	Other Social Services	22.34	0.00	0.00	22.34	22.85	0.00	0.00	22.85
	2251 -	Secretariat-Social Services	20,40.58	0.00	0.00	20,40.58	18,61.72	0.00	0.00	18,61.72
		<b>Total - (h) Others</b>	<b>20,62.92</b>	<b>0.00</b>	<b>0.00</b>	<b>20,62.92</b>	<b>18,84.57</b>	<b>0.00</b>	<b>0.00</b>	<b>18,84.57</b>
		<b>Total - B Social Services</b>	<b>32,67,65.42</b>	<b>77,67.41</b>	<b>1,24,00.45</b>	<b>34,69,33.28</b>	<b>29,54,95.00</b>	<b>99,36.96</b>	<b>64,86.36</b>	<b>31,19,18.32</b>

**APPENDIX I COMPARATIVE EXPENDITURE ON SALARY - contd.**

*(Figures in Italics represent Charged Expenditure)*

Depart- ment(#)	Major Head	Description	2015-16		2014-15					
			Non Plan	Plan	CSS (Including CPS)	Total	Non Plan	Plan	CSS (Including CPS)	Total
		<b>EXPENDITURE HEADS</b>								
		<b>Revenue Account - contd.</b>								
	<b>C -</b>	<b>Economic Services</b>								
	<b>(a)</b>	<b>Agriculture and Allied Activities</b>								
						<i>(₹ in lakh)</i>				
	2401 -	Crop Husbandry	61,40.91	0.00	0.00	61,40.91	55,41.04	0.95	0.00	55,41.99
	2402 -	Soil and Water Conservation	11,36.94	0.00	0.00	11,36.94	10,76.00	0.00	0.00	10,76.00
	2403 -	Animal Husbandry	99,48.63	0.00	0.00	99,48.63	90,10.06	0.17	0.00	90,10.23
	2404 -	Dairy Development	7,24.78	0.00	0.00	7,24.78	7,21.13	0.00	0.00	7,21.13
	2405 -	Fisheries	9,23.02	12.02	0.00	9,35.04	8,48.60	11.74	0.00	8,60.34
	2406 -	Forestry and Wild life	1,79,82.22	23.40	0.00	1,80,05.62	1,39,95.94	49.53	0.00	1,40,45.47
	2415 -	Agricultural Research and Education	2,31.70	0.00	0.00	2,31.70	1,92.79	0.00	0.00	1,92.79
	2425 -	Co-operation	46,26.66	0.00	0.00	46,26.66	42,33.58	0.00	0.00	42,33.58
	2435 -	Other Agricultural Programmes	1,77.41	0.00	0.00	1,77.41	1,79.76	0.00	0.00	1,79.76
		<b>Total - (a) Agriculture and Allied Activities.</b>	<b>4,18,92.27</b>	<b>35.42</b>	<b>0.00</b>	<b>4,19,27.69</b>	<b>3,57,98.90</b>	<b>62.39</b>	<b>0.00</b>	<b>3,58,61.29</b>
	<b>(b)</b>	<b>Rural Development</b>								
	2501 -	Special Programmes for Rural Development	0.00	436.92	0.00	4,36.92	0.00	4,17.06	3.05	4,20.11
	2505 -	Rural Employment	0.00	16,89.31	0.00	16,89.31	0.00	9,55.31	0.00	9,55.31
	2515 -	Other Rural Development Programmes.	3,84,15.57	79.83	0.00	3,84,95.40	3,36,01.94	65.30	0.00	3,36,67.24
		<b>Total - (b) Rural Development</b>	<b>3,84,15.57</b>	<b>22,06.06</b>	<b>0.00</b>	<b>4,06,21.63</b>	<b>3,36,01.94</b>	<b>14,37.67</b>	<b>3.05</b>	<b>3,50,42.66</b>
	<b>(d)</b>	<b>Irrigation and Flood Control</b>								
	2700 -	Major Irrigation	1,29,51.50	0.00	0.00	1,29,51.50	1,28,26.29	0.00	0.00	1,28,26.29



**APPENDIX I COMPARATIVE EXPENDITURE ON SALARY - contd.**

*(Figures in Italics represent Charged Expenditure)*

Depart- ment(#)	Major Head	Description	2015-16		2014-15					
			Non Plan	Plan	CSS (Including CPS)	Total	Non Plan	Plan	CSS (Including CPS)	Total
		<b>EXPENDITURE HEADS</b>				<i>(₹ in lakh)</i>				
		<b>Revenue Account - contd.</b>								
	<b>C -</b>	<b>Economic Services - Contd.</b>								
	2701 -	Medium Irrigation	1,16,32.69	0.00	0.00	1,16,32.69	1,22,07.25	0.00	0.00	1,22,07.25
	2702 -	Minor Irrigation	62,91.39	0.00	0.00	62,91.39	64,63.32	0.00	0.00	64,63.32
		<b>Total - (d) Irrigation and Flood Control</b>	<b>3,08,75.58</b>	<b>0.00</b>	<b>0.00</b>	<b>3,08,75.58</b>	<b>3,14,96.86</b>	<b>0.00</b>	<b>0.00</b>	<b>3,14,96.86</b>
	<b>(f)</b>	<b>Industry and Minerals</b>								
	2851 -	Village and Small Industries	21,94.67	0.00	0.00	21,94.67	21,51.04	0.00	0.00	21,51.04
	2852 -	Industries	5,86.31	0.00	0.00	5,86.31	5,97.64	0.00	0.00	5,97.64
	2853 -	Non-ferrous Mining and Metallurgical Industries	19,37.85	0.00	0.00	19,37.85	17,34.71	0.00	0.00	17,34.71
		<b>Total - (f) Industry and Minerals</b>	<b>47,18.83</b>	<b>0.00</b>	<b>0.00</b>	<b>47,18.83</b>	<b>44,83.39</b>	<b>0.00</b>	<b>0.00</b>	<b>44,83.39</b>
	<b>(g)</b>	<b>Transport</b>								
	3053 -	Civil Aviation	46.28	0.00	0.00	46.28	42.05	0.00	0.00	42.05
	3054 -	Roads and Bridges	1,02,62.70	8,94.75	0.00	1,11,57.45	1,17,32.44	8,21.87	0.00	1,25,54.31
		<b>Total - (g) Transport</b>	<b>1,03,08.98</b>	<b>8,94.75</b>	<b>0.00</b>	<b>1,12,03.73</b>	<b>1,17,74.49</b>	<b>8,21.87</b>	<b>0.00</b>	<b>1,25,96.36</b>

**APPENDIX I COMPARATIVE EXPENDITURE ON SALARY - contd.**

*(Figures in Italics represent Charged Expenditure)*

Depart- ment(#)	Major Head	Description	2015-16		2014-15					
			Non Plan	Plan	CSS (Including CPS)	Total	Non Plan	Plan	CSS (Including CPS)	Total
		<b>EXPENDITURE HEADS</b>								
		<b>Revenue Account conclud.</b>								
	<b>C -</b>	<b>Economic Services Conclud.</b>								
	<b>(j)</b>	<b>General Economic Services</b>								
3451 -	Secretariat	Economic Services	36,43.52	0.00	0.00	36,43.52	33,66.89	0.00	0.00	33,66.89
3452 -	Tourism		1,06.84	1,17.93	0.00	2,24.77	97.22	76.39	0.00	1,73.61
3454 -	Census Surveys and Statistics		12,83.62	0.00	50.23	13,33.85	12,14.76	24.17	0.00	12,38.93
3456 -	Civil Supplies		22,45.57	0.00	0.00	22,45.57	22,04.46	0.00	0.00	22,04.46
3475 -	Other General Economic Services		2,49.77	0.00	0.00	2,49.77	2,30.07	0.00	0.00	2,30.07
		<b>Total - (j) General Economic Services</b>	<b>75,29.32</b>	<b>1,17.93</b>	<b>50.23</b>	<b>76,97.48</b>	<b>71,13.40</b>	<b>1,00.56</b>	<b>0.00</b>	<b>72,13.96</b>
		<b>Total - C-Economic Services</b>	<b>13,37,40.55</b>	<b>32,54.16</b>	<b>50.23</b>	<b>13,70,44.94</b>	<b>12,42,68.98</b>	<b>24,22.49</b>	<b>3.05</b>	<b>12,66,94.52</b>
		<b>Total - Expenditure Heads (Revenue Account)</b>	<b>47,35.16</b>				<b>43,64.07</b>			
			<b>78,95,60.43</b>	<b>1,10,45.52</b>	<b>1,24,50.68</b>	<b>81,77,91.79</b>	<b>71,48,96.40</b>	<b>1,24,05.51</b>	<b>64,89.41</b>	<b>73,81,55.39</b>
		<b>Capital Account</b>								
	<b>C -</b>	<b>Capital Accounts of Economic Services</b>								
	<b>(b)</b>	<b>Capital Account of Rural Development</b>								
4515 -	Capital Outlay on other Rural Development Programmes		0.00	39,88.21	0.00	39,88.21	0.00	34,91.12	0.00	34,91.12
		<b>Total - (b) Capital Account of Rural Development</b>	<b>0.00</b>	<b>39,88.21</b>	<b>0.00</b>	<b>39,88.21</b>	<b>0.00</b>	<b>34,91.12</b>	<b>0.00</b>	<b>34,91.12</b>

**APPENDIX I COMPARATIVE EXPENDITURE ON SALARY - conclud.**

*(Figures in Italics represent Charged Expenditure)*

Depart- ment(#)	Major Head	Description	2015-16		2014-15					
			Non Plan	Plan	CSS (Including CPS)	Total	Non Plan	Plan	CSS (Including CPS)	Total
<b>EXPENDITURE HEADS</b>			<i>(₹ in lakh)</i>							
(g)	<b>Capital Account of Transport</b>									
5054 -	Capital Outlay on Roads and Bridges		0.00	65.88	0.00	65.88	0.00	63.93	0.00	63.93
	<b>Total - (g) Capital Account of Transport</b>		<b>0.00</b>	<b>65.88</b>	<b>0.00</b>	<b>65.88</b>	<b>0.00</b>	<b>63.93</b>	<b>0.00</b>	<b>63.93</b>
(j)	<b>Capital Account of General Economic Services</b>									
5452 -	Capital Outlay on Tourism		0.00	0.00	0.00	0.00	0.00	0.00	0.00	0.00
	<b>Total - (j) Capital Account of General Economic Services</b>		<b>0.00</b>	<b>0.00</b>	<b>0.00</b>	<b>0.00</b>	<b>0.00</b>	<b>0.00</b>	<b>0.00</b>	<b>0.00</b>
	<b>Total - C-Capital Accounts of Economic Services</b>		<b>0.00</b>	<b>40,54.09</b>	<b>0.00</b>	<b>40,54.09</b>	<b>0.00</b>	<b>35,55.05</b>	<b>0.00</b>	<b>35,55.05</b>
	<b>Total - Expenditure Heads (Capital Account)</b>		<b>0.00</b>	<b>40,54.09</b>	<b>0.00</b>	<b>40,54.09</b>	<b>0.00</b>	<b>35,55.05</b>	<b>0.00</b>	<b>35,55.05</b>
	<b>Grand Total</b>		<i>47,35.16</i>			<i>43,64.07</i>				
			<b>78,95,60.43</b>	<b>1,50,99.61</b>	<b>1,24,50.68</b>	<b>82,18,45.88</b>	<b>71,48,96.40</b>	<b>1,59,60.56</b>	<b>6489.41</b>	<b>74,17,10.44</b>

**APPENDIX II - COMPARATIVE EXPENDITURE ON SUBSIDY**

Department	Head of Account	Description	2015-16				2014-15			
			Non Plan	Plan	CSS (including Central Plan)	Total	Non Plan	Plan	CSS (including Central Plan)	Total
<i>(₹ in lakh)</i>										
Agriculture Department	2401	Crop Husbandry								
	102	Food Grain Crops								
	01	Seed Exchange and Distribution Programme								
	06	Grants								
	52	Subsidies	0.00	0.00	0.00	0.00	0.00	0.00	99.02	99.02
Agriculture Department	2401	Crop Husbandry								
	102	Food Grain Crops								
	04	Seed Exchange and Distribution Programme - Availability of Paddy and other Seeds to Farmers								
	06	Grants								
	52	Subsidies	9,41.03	0.00	0.00	9,41.03	0.00	5,56.72	0.00	5,56.72
Agriculture Department	2401	Crop Husbandry								
	102	Food Grain Crops								
	96	Under Solar Energy in different Agriculture Equipments including Irrigation Pump Set								
	06	Grants								
	52	Subsidies	5,00.00	0.00	0.00	5,00.00	0.00	3,50.00	0.00	3,50.00

**APPENDIX II COMPARATIVE EXPENDITURE ON SUBSIDY - contd.**

Department	Head of Account	Description	2015-16				2014-15			
			Non Plan	Plan	CSS (including Central Plan)	Total	Non Plan	Plan	CSS (including Central Plan)	Total
<i>(₹ in lakh)</i>										
Agriculture Department	2401	Crop Husbandry								
	102	Food Grain Crops								
	A0	National Mission for Sustainable Agriculture								
	06	Grants								
	52	Subsidies	7,76.41	8,22.15	0.00	15,98.56	0.00	17.14	3,47.06	3,64.20
Agriculture Department	2401	Crop Husbandry								
	102	Food Grain Crops								
	A1	National Food Security Mission								
	06	Grants								
	52	Subsidies	5,02.48	5,91.17	0.00	10,93.65	0.00	0.00	3,73.57	3,73.57
Agriculture Department	2401	Crop Husbandry								
	102	Food Grain Crops								
	AE	Integrated coarse cereals development								
	06	Grants								
	52	Subsidies	47.29	0.00	0.00	47.29	0.00	0.00	0.00	0.00

**APPENDIX II COMPARATIVE EXPENDITURE ON SUBSIDY - contd.**

Department	Head of Account	Description	2015-16				2014-15			
			Non Plan	Plan	CSS (including Central Plan)	Total	Non Plan	Plan	CSS (including Central Plan)	Total
<i>(₹ in lakh)</i>										
Agriculture Department	2401	Crop Husbandry								
	107	plant protection								
	95	Agriculture Clinic								
	06	Grants								
	52	Subsidies	68.98	0.00	0.00	68.98	0.00	0.00	0.00	0.00
Agriculture Department	2401	Crop Husbandry								
	108	Commercial Crops								
	92	Special Crop Specific Scheme- Flowri Culture								
	06	Grants								
	52	Subsidies	76.85	0.00	0.00	76.85	0.00	79.50	0.00	79.50
Agriculture Department	2401	Crop Husbandry								
	108	Commercial Crops								
	93	Special Crop Specific Scheme- Banana								
	06	Grants								
	52	Subsidies	82.89	0.00	0.00	82.89	0.00	76.57	0.00	76.57

APPENDIX II COMPARATIVE EXPENDITURE ON SUBSIDY - contd.

Department	Head of Account	Description	2015-16				2014-15			
			Non Plan	Plan	CSS (including Central Plan)	Total	Non Plan	Plan	CSS (including Central Plan)	Total
(₹ in lakh)										
Agriculture Department	2401	Crop Husbandry								
	108	Commercial Crops								
	AB	Development of Quality Vegetable, Flower Sapling								
	06	Grants								
	52	Subsidies	79.58	0.00	0.00	79.58	0.00	0.00	0.00	0.00
Agriculture Department	2401	Crop Husbandry								
	109	Extension and Farmers' Training								
	01	Commissionerate and Sub-divisional Establishment								
	06	Grants								
	52	Subsidies	0.00	0.00	0.00	0.00	1,20.42	0.00	0.00	1,20.42
Agriculture Department	2401	Crop Husbandry								
	109	Extension and Farmers' Training								
	99	National Mission on Agriculture Extension and Technology								
	06	Grants								
	52	Subsidies	3,67.14	4,38.50	0.00	8,05.64	0.00	2,00.91	9,62.92	11,63.83

**APPENDIX II COMPARATIVE EXPENDITURE ON SUBSIDY - contd.**

Department	Head of Account	Description	2015-16				2014-15			
			Non Plan	Plan	CSS (including Central Plan)	Total	Non Plan	Plan	CSS (including Central Plan)	Total
<i>(₹ in lakh)</i>										
Agriculture Department	2401	Crop Husbandry								
	112	Development of Pulses								
	98	Extension of NFSM in Non-Mission District								
	06	Grants								
	52	Subsidies	0.00	0.00	0.00	0.00	0.00	55.57	0.00	55.57
Agriculture Department	2401	Crop Husbandry								
	114	Development of Oil Seeds								
	04	Development of Oil Seeds								
	06	Grants								
	52	Subsidies	0.00	48.70	0.00	48.70	0.00	0.00	0.00	0.00
Agriculture Department	2401	Crop Husbandry								
	114	Development of Oil Seeds								
	97	Integrated Oil Seed Development Programe								
	06	Grants								
	52	Subsidies	42.08	0.00	0.00	42.08	0.00	0.00	0.00	0.00



**APPENDIX II COMPARATIVE EXPENDITURE ON SUBSIDY - contd.**

Department	Head of Account	Description	2015-16				2014-15			
			Non Plan	Plan	CSS (including Central Plan)	Total	Non Plan	Plan	CSS (including Central Plan)	Total
<i>(₹ in lakh)</i>										
Agriculture Department	2401	Crop Husbandry								
	114	Development of Oil Seeds								
	AA	National Mission on Oil Seeds & Oil Palm								
	06	Grants								
	52	Subsidies	8.00	0.00	0.00	8.00	0.00	0.00	0.00	0.00
Agriculture Department	2401	Crop Husbandry								
	119	Horticulture and Vegetable Crops								
	05	Vegitable Development Scheme (Disease free certified potato seed scheme)								
	06	Grants								
	52	Subsidies	0.00	0.00	0.00	0.00	15.20	0.00	0.00	15.20
Agriculture Department	2401	Crop Husbandry								
	119	Horticulture and Vegetable Crops								
	48	Nutration Fruit and Vegetable Plant Development								
	06	Grants								
	52	Subsidies	0.00	0.00	0.00	0.00	0.00	0.80	0.00	0.80

**APPENDIX II COMPARATIVE EXPENDITURE ON SUBSIDY - contd.**

Department	Head of Account	Description	2015-16				2014-15			
			Non Plan	Plan	CSS (including Central Plan)	Total	Non Plan	Plan	CSS (including Central Plan)	Total
<i>(₹ in lakh)</i>										
Agriculture Department	2401	Crop Husbandry								
	119	Horticulture and Vegetable Crops								
	A5	Establishment and Development of Nursery								
	06	Grants								
	52	Subsidies	1,25.00	0.00	0.00	1,25.00	56.50	1,20.00	0.00	1,76.50
Agriculture Department	2401	Crop Husbandry								
	119	Horticulture and Vegetable Crops								
	A8	Nutration Fruit and Vegetable Plant Development								
	06	Grants								
	52	Subsidies	1,21.06	0.00	0.00	1,21.06	0.00	35.29	0.00	35.29
Agriculture Department	2401	Crop Husbandry								
	119	Horticulture and Vegetable Crops								
	94	Exmission of NHM in Non-Mission District								
	06	Grants								
	52	Subsidies	3,53.75	0.00	0.00	3,53.75	0.00	0.00	0.00	0.00

**APPENDIX II COMPARATIVE EXPENDITURE ON SUBSIDY - contd.**

Department	Head of Account	Description	2015-16				2014-15			
			Non Plan	Plan	CSS (including Central Plan)	Total	Non Plan	Plan	CSS (including Central Plan)	Total
<i>(₹ in lakh)</i>										
Agriculture Department	2401	Crop Husbandry								
	789	Special Component Plan for Scheduled Castes								
	02	Seed Exchange and Distribution Programme								
	06	Grants								
	52	Subsidies	3,62.17	0.00	0.00	3,62.17	0.00	2,50.92	0.00	2,50.92
Agriculture Department	2401	Crop Husbandry								
	789	Special Component Plan for Scheduled Castes								
	34	Scheme for Sugarcane Development								
	06	Grants								
	52	Subsidies	0.46	0.00	0.00	0.46	0.00	10.64	0.00	10.64
Agriculture Department	2401	Crop Husbandry								
	789	Special Component Plan for Scheduled Castes								
	90	Agriculture Mechanisation Promotional Scheme								
	06	Grants								
	52	Subsidies	76.50	0.00	0.00	76.50	0.00	13.48	0.00	13.48

**APPENDIX II COMPARATIVE EXPENDITURE ON SUBSIDY - contd.**

Department	Head of Account	Description	2015-16				2014-15			
			Non Plan	Plan	CSS (including Central Plan)	Total	Non Plan	Plan	CSS (including Central Plan)	Total
<i>(₹ in lakh)</i>										
Agriculture Department	2401	Crop Husbandry								
	789	Special Component Plan for Scheduled Castes								
	92	Special Crop Specific Scheme- Flowri Culture								
	06	Grants								
	52	Subsidies	15.00	0.00	0.00	15.00	0.00	31.75	0.00	31.75
Agriculture Department	2401	Crop Husbandry								
	789	Special Component Plan for Scheduled Castes								
	93	Special Crop Specific Scheme- Banana								
	06	Grants								
	52	Subsidies	14.72	0.00	0.00	14.72	0.00	19.79	0.00	19.79
Agriculture Department	2401	Crop Husbandry								
	789	Special Component Plan for Scheduled Castes								
	94	Exmission of NHM in Non-Mission District								
	06	Grants								
	52	Subsidies	1,72.86	0.00	0.00	1,72.86	0.00	0.00	0.00	0.00

**APPENDIX II COMPARATIVE EXPENDITURE ON SUBSIDY - contd.**

Department	Head of Account	Description	2015-16				2014-15			
			Non Plan	Plan	CSS (including Central Plan)	Total	Non Plan	Plan	CSS (including Central Plan)	Total
<i>(₹ in lakh)</i>										
Agriculture Department	2401	Crop Husbandry								
	789	Special Component Plan for Scheduled Castes								
	95	Agriculture Clinic								
	06	Grants								
	52	Subsidies	15.12	0.00	0.00	15.12	0.00	0.00	0.00	0.00
Agriculture Department	2401	Crop Husbandry								
	789	Special Component Plan for Scheduled Castes								
	96	Use of Solar Energy in different Agriculture Equipments including Irrigation Pump Sets								
	06	Grants								
	52	Subsidies	1,50.00	0.00	0.00	1,50.00	0.00	1,50.00	0.00	1,50.00
Agriculture Department	2401	Crop Husbandry								
	789	Special Component Plan for Scheduled Castes								
	97	Integrated Oil Seed Development Programe								
	06	Grants								
	52	Subsidies	5.38	0.00	0.00	5.38	0.00	0.00	0.00	0.00

**APPENDIX II COMPARATIVE EXPENDITURE ON SUBSIDY - contd.**

Department	Head of Account	Description	2015-16				2014-15			
			Non Plan	Plan	CSS (including Central Plan)	Total	Non Plan	Plan	CSS (including Central Plan)	Total
<i>(₹ in lakh)</i>										
Agriculture Department	2401	Crop Husbandry								
	789	Special Component Plan for Scheduled Castes								
	98	Extension of NFSM in Non-Mission District								
	06	Grants								
	52	Subsidies	0.00	0.00	0.00	0.00	0.00	6.49	0.00	6.49
Agriculture Department	2401	Crop Husbandry								
	789	Special Component Plan for Scheduled Castes								
	99	National Mission on Agriculture Extension and Technology								
	06	Grants								
	52	Subsidies	1,35.79	1,22.06	0.00	2,57.85	0.00	50.92	2,46.83	2,97.75
Agriculture Department	2401	Crop Husbandry								
	789	Special Component Plan for Scheduled Castes								
	A0	National Mission for Sustainable Agriculture								
	06	Grants								
	52	Subsidies	2,65.93	2,34.08	0.00	5,00.01	0.00	2.15	58.70	60.85

**APPENDIX II COMPARATIVE EXPENDITURE ON SUBSIDY - contd.**

Department	Head of Account	Description	2015-16				2014-15			
			Non Plan	Plan	CSS (including Central Plan)	Total	Non Plan	Plan	CSS (including Central Plan)	Total
<i>(₹ in lakh)</i>										
Agriculture Department	2401	Crop Husbandry								
	789	Special Component Plan for Scheduled Castes								
	A1	National Food Security Mission								
	06	Grants								
	52	Subsidies	1,54.36	2,78.88	0.00	4,33.24	0.00	0.00	1,87.37	1,87.37
Agriculture Department	2401	Crop Husbandry								
	789	Special Component Plan for Scheduled Castes								
	A3	Agriculture Fair, Workshop and Publicity								
	06	Grants								
	52	Subsidies	0.00	6.00	0.00	6.00	0.00	0.00	0.00	0.00
Agriculture Department	2401	Crop Husbandry								
	789	Special Component Plan for Scheduled Castes								
	A5	Establishment and Development of Nursery								
	06	Grants								
	52	Subsidies	22.40	0.00	0.00	22.40	0.00	29.32	0.00	29.32

**APPENDIX II COMPARATIVE EXPENDITURE ON SUBSIDY - contd.**

Department	Head of Account	Description	2015-16				2014-15			
			Non Plan	Plan	CSS (including Central Plan)	Total	Non Plan	Plan	CSS (including Central Plan)	Total
<i>(₹ in lakh)</i>										
Agriculture Department	2401	Crop Husbandry								
	789	Special Component Plan for Scheduled Castes								
	A8	Nutration Fruit and Vegetable Plant Development								
	06	Grants								
	52	Subsidies	24.97	0.00	0.00	24.97	0.00	13.13	0.00	13.13
Agriculture Department	2401	Crop Husbandry								
	789	Special Component Plan for Scheduled Castes								
	AA	National Mission on Oil Seeds & Oil Palm								
	06	Grants								
	52	Subsidies	2.71	5.89	0.00	8.60	0.00	0.00	0.00	0.00
Agriculture Department	2401	Crop Husbandry								
	789	Special Component Plan for Scheduled Castes								
	AB	Development of Quality Vegetable ,flower Sapling								
	06	Grants								
	52	Subsidies	19.76	0.00	0.00	19.76	0.00	0.00	0.00	0.00



**APPENDIX II COMPARATIVE EXPENDITURE ON SUBSIDY - contd.**

Department	Head of Account	Description	2015-16				2014-15			
			Non Plan	Plan	CSS (including Central Plan)	Total	Non Plan	Plan	CSS (including Central Plan)	Total
<i>(₹ in lakh)</i>										
Agriculture Department	2401	Crop Husbandry								
	789	Special Component Plan for Scheduled Castes								
	AD	Promotion of organic Fertilizer Production								
	06	Grants								
	52	Subsidies	19.99	0.00	0.00	19.99	0.00	0.00	0.00	0.00
Agriculture Department	2401	Crop Husbandry								
	789	Special Component Plan for Scheduled Castes								
	AE	Integrated Course Cereals Development Programme								
	06	Grants								
	52	Subsidies	15.48	0.00	0.00	15.48	0.00	0.00	0.00	0.00
Agriculture Department	2401	Crop Husbandry								
	789	Special Component Plan for Scheduled Castes								
	AF	Rastriya Krishi Vikas Yojana ka Rajyansh								
	06	Grants								
	52	Subsidies	6,06.98	6,34.48	0.00	12,41.46	0.00	0.00	0.00	0.00

**APPENDIX II COMPARATIVE EXPENDITURE ON SUBSIDY - contd.**

Department	Head of Account	Description	2015-16				2014-15			
			Non Plan	Plan	CSS (including Central Plan)	Total	Non Plan	Plan	CSS (including Central Plan)	Total
<i>(₹ in lakh)</i>										
Agriculture Department	2401	Crop Husbandry								
	789	Special Component Plan for Scheduled Castes								
	91	RKVY Stream I & Stream II								
	06	Grants								
	52	Subsidies	0.00	0.00	0.00	0.00	0.00	41.25	0.00	41.25
Agriculture Department	2401	Crop Husbandry								
	796	Tribal Area Sub-plan								
	02	Seed Exchange and Distribution Programme								
	06	Grants								
	52	Subsidies	5,77.92	4,43.21		10,21.13		6,44.15		6,44.15
Agriculture Department	2401	Crop Husbandry								
	796	Tribal Area Sub-plan								
	34	Scheme for Sugarcane Development								
	06	Grants								
	52	Subsidies	26.11	0.00	0.00	26.11	0.00	40.56	0.00	40.56

**APPENDIX II COMPARATIVE EXPENDITURE ON SUBSIDY - contd.**

Department	Head of Account	Description	2015-16				2014-15			
			Non Plan	Plan	CSS (including Central Plan)	Total	Non Plan	Plan	CSS (including Central Plan)	Total
<i>(₹ in lakh)</i>										
Agriculture Department	2401	Crop Husbandry								
	796	Tribal Area Sub-plan								
	69/90	Agriculture Mechanization Promotional Scheme								
	06	Grants								
	52	Subsidies	6,03.50	0.00	0.00	6,03.50	0.00	5,44.36	0.00	5,44.36
Agriculture Department	2401	Crop Husbandry								
	796	Tribal Area Sub-plan								
	56/91	Rashtriya Krishi Vikas Yojana Stream - I and Stream - II								
	06	Grants								
	52	Subsidies	0.00	0.00	0.00	0.00	0.00	46,19.30	28.26	46,47.56
Agriculture Department	2401	Crop Husbandry								
	796	Tribal Area Sub-plan								
	92	Special Crop Specific Scheme-Flowri Culture								
	06	Grants								
	52	Subsidies	1,00.00	0.00	0.00	1,00.00	0.00	1,16.74	0.00	1,16.74

**APPENDIX II COMPARATIVE EXPENDITURE ON SUBSIDY - contd.**

Department	Head of Account	Description	2015-16				2014-15			
			Non Plan	Plan	CSS (including Central Plan)	Total	Non Plan	Plan	CSS (including Central Plan)	Total
<i>(₹ in lakh)</i>										
Agriculture Department	2401	Crop Husbandry								
	796	Tribal Area Sub-plan								
	93	Special Crop Specific Scheme- Banana								
	06	Grants								
	52	Subsidies	92.13	0.00	0.00	92.13	0.00	90.72	0.00	90.72
Agriculture Department	2401	Crop Husbandry								
	796	Tribal Area Sub-plan								
	94	Exmission of NHM in Non-Mission District								
	06	Grants								
	52	Subsidies	1,25.00	0.00	0.00	1,25.00	0.00	0.00	0.00	0.00
Agriculture Department	2401	Crop Husbandry								
	796	Tribal Area Sub-plan								
	95	Agriculture Clinic								
	06	Grants								
	52	Subsidies	97.10	0.00	0.00	97.10	0.00	0.00	0.00	0.00

**APPENDIX II COMPARATIVE EXPENDITURE ON SUBSIDY - contd.**

Department	Head of Account	Description	2015-16				2014-15			
			Non Plan	Plan	CSS (including Central Plan)	Total	Non Plan	Plan	CSS (including Central Plan)	Total
<i>(₹ in lakh)</i>										
Agriculture Department	2401	Crop Husbandry								
	796	Tribal Area Sub-plan								
	96	Use of Solar Energy in different Agriculture Equipments including Irrigation Pump Sets								
	06	Grants								
	52	Subsidies	6,80.15	0.00	0.00	6,80.15	0.00	5,00.00	0.00	5,00.00
Agriculture Department	2401	Crop Husbandry								
	796	Tribal Area Sub-plan								
	97	Integrated Oil Seed Development Programme								
	06	Grants								
	52	Subsidies	30.19	0.00	0.00	30.19	0.00	0.00	0.00	0.00
Agriculture Department	2401	Crop Husbandry								
	796	Tribal Area Sub-plan								
	98	Extension of NFSM in Non-Mission District								
	06	Grants								
	52	Subsidies	0.00	0.00	0.00	0.00	0.00	34.43	0.00	34.43

**APPENDIX II COMPARATIVE EXPENDITURE ON SUBSIDY - contd.**

Department	Head of Account	Description	2015-16				2014-15			
			Non Plan	Plan	CSS (including Central Plan)	Total	Non Plan	Plan	CSS (including Central Plan)	Total
<i>(₹ in lakh)</i>										
Agriculture Department	2401	Crop Husbandry								
	796	Tribal Area Sub-plan								
	99	National Mission on Agriculture Extension and Technology								
	06	Grants								
	52	Subsidies	5,44.94	7,57.84	0.00	13,02.78	0.00	4,05.84	6,67.18	10,73.02
Agriculture Department	2401	Crop Husbandry								
	796	Tribal Area Sub-plan								
	A0	National Mission for Sustainable Agriculture								
	06	Grants								
	52	Subsidies	16,87.40	13,83.75	0.00	30,71.15	0.00	15.08	2,64.36	2,79.44
Agriculture Department	2401	Crop Husbandry								
	796	Tribal Area Sub-plan								
	A1	National Food Security Mission								
	06	Grants								
	52	Subsidies	12,59.39	17,23.71	0.00	29,83.10	0.00	0.00	6,73.40	6,73.40

**APPENDIX II COMPARATIVE EXPENDITURE ON SUBSIDY - contd.**

Department	Head of Account	Description	2015-16				2014-15			
			Non Plan	Plan	CSS (including Central Plan)	Total	Non Plan	Plan	CSS (including Central Plan)	Total
<i>(₹ in lakh)</i>										
Agriculture Department	2401	Crop Husbandry								
	796	Tribal Area Sub-plan								
	A5	Establishment and Development of Nursery								
	06	Grants								
	52	Subsidies	1,47.10	0.00	0.00	1,47.10	0.00	6.08	0.00	6.08
Agriculture Department	2401	Crop Husbandry								
	796	Tribal Area Sub-plan								
	A8	Nutration Fruit and Vegetable Plant Development								
	06	Grants								
	52	Subsidies	1,44.26	0.00	0.00	1,44.26	0.00	42.84	0.00	42.84
Agriculture Department	2401	Crop Husbandry								
	796	Tribal Area Sub-plan								
	AA	National Mission on Oil Seeds & Oil Palm								
	06	Grants								
	52	Subsidies	20.42	22.17	0.00	42.59	0.00	0.00	0.00	0.00

**APPENDIX II COMPARATIVE EXPENDITURE ON SUBSIDY - contd.**

Department	Head of Account	Description	2015-16				2014-15			
			Non Plan	Plan	CSS (including Central Plan)	Total	Non Plan	Plan	CSS (including Central Plan)	Total
<i>(₹ in lakh)</i>										
Agriculture Department	2401	Crop Husbandry								
	796	Tribal Area Sub-plan								
	AB	Development of Quality Vegetable , Flower Sapling								
	06	Grants								
	52	Subsidies	1,00.00	0.00	0.00	1,00.00	0.00	0.00	0.00	0.00
Agriculture Department	2401	Crop Husbandry								
	796	Tribal Area Sub-plan								
	AD	Promotion of organic Fertilizer Production								
	06	Grants								
	52	Subsidies	98.73	0.00	0.00	98.73	0.00	0.00	0.00	0.00
Agriculture Department	2401	Crop Husbandry								
	796	Tribal Area Sub-plan								
	AE	Integrated Coarse Development Programme								
	06	Grants								
	52	Subsidies	95.21	0.00	0.00	95.21	0.00	0.00	0.00	0.00



**APPENDIX II COMPARATIVE EXPENDITURE ON SUBSIDY - contd.**

Department	Head of Account	Description	2015-16				2014-15			
			Non Plan	Plan	CSS (including Central Plan)	Total	Non Plan	Plan	CSS (including Central Plan)	Total
<i>(₹ in lakh)</i>										
Agriculture Department	2401	Crop Husbandry								
	796	Tribal Area Sub-plan								
	AF	Rastriya Krishi Vikas Yojana ka Rajyansh								
	06	Grants								
	52	Subsidies	30,22.42	45,02.04	0.00	75,24.46	0.00	0.00	0.00	0.00
Agriculture Department	2401	Crop Husbandry								
	800	Other expenditure								
	34	Scheme of Sugarcane Development								
	06	Grants								
	52	Subsidies	13.40	0.00	0.00	13.40	0.00	26.54	0.00	26.54
Agriculture Department	2401	Crop Husbandry								
	800	Other expenditure								
	66/90	Agriculture Mechanization Promotional Scheme								
	06	Grants								
	52	Subsidies	1,93.62	0.00	0.00	1,93.62	0.00	3,28.47	0.00	3,28.47

APPENDIX II COMPARATIVE EXPENDITURE ON SUBSIDY - contd.

Department	Head of Account	Description	2015-16				2014-15			
			Non Plan	Plan	CSS (including Central Plan)	Total	Non Plan	Plan	CSS (including Central Plan)	Total
(₹ in lakh)										
Agriculture Department	2401	Crop Husbandry								
	800	Other expenditure								
	AD	Promotion of organic Fertilizer Production								
	06	Grants								
	52	Subsidies	79.46	0.00	0.00	79.46	0.00	0.00	0.00	0.00
Agriculture Department	2401	Crop Husbandry								
	800	Other expenditure								
	AF	Rastriya Krishi Vikas Yojana ka Rajyansh								
	06	Grants								
	52	Subsidies	17,58.65	29,05.71	0.00	46,64.36	0.00	0.00	0.00	0.00
Agriculture Department	2401	Crop Husbandry								
	800	Other expenditure								
	53/91	Rashtriya Krishi Vikas Yojana Stream - I and Stream - II								
	06	Grants								
	52	Subsidies	0.00	0.00	0.00	0.00	0.00	48,27.82	0.00	48,27.82
<b>Total 2401</b>			<b>1,76,70.22</b>	<b>1,49,20.34</b>	<b>0.00</b>	<b>3,25,90.56</b>	<b>1,92.12</b>	<b>1,43,55.27</b>	<b>39,08.67</b>	<b>1,84,56.06</b>

APPENDIX II COMPARATIVE EXPENDITURE ON SUBSIDY - contd.

Department	Head of Account	Description	2015-16				2014-15			
			Non Plan	Plan	CSS (including Central Plan)	Total	Non Plan	Plan	CSS (including Central Plan)	Total
(₹ in lakh)										
Soil and water conservation	2402	Soil and Water Conservation								
	102	Soil Conservation								
	11	Jalnidhi								
	06	Grants								
	52	Subsidies	4,40.00	0.00	0.00	4,40.00	0.00	0.00	0.00	0.00
Soil and water conservation	2402	Soil and Water Conservation								
	796	Tribal Area Sub-Plan								
	11	Jalnidhi								
	06	Grants								
	52	Subsidies	7,00.00	0.00	0.00	7,00.00	0.00	0.00	0.00	0.00
		<b>Total 2402</b>	<b>11,40.00</b>	<b>0.00</b>	<b>0.00</b>	<b>11,40.00</b>	<b>0.00</b>	<b>0.00</b>	<b>0.00</b>	<b>0.00</b>
Animal Husbandry Department	2403	Animal Husbandry								
	103	Poultry Development								
	05	Poultry and Duck								
	06	Grants								
	52	Subsidies	1,85.98	0.00	0.00	1,85.98	0.00	1,34.86	0.00	1,34.86

**APPENDIX II COMPARATIVE EXPENDITURE ON SUBSIDY - contd.**

Department	Head of Account	Description	2015-16				2014-15			
			Non Plan	Plan	CSS (including Central Plan)	Total	Non Plan	Plan	CSS (including Central Plan)	Total
<i>(₹ in lakh)</i>										
Animal Husbandry Department	2403 104 07/34 06 52	Animal Husbandry Sheep and Wool Development Goat Breeding Farm Grants Subsidies	1,19.57	0.00	0.00	1,19.57	0.00	93.04	0.00	93.04
Animal Husbandry Department	2403 105 13/32 06 52	Animal Husbandry Piggery Development Pig Breeding Farm Grants Subsidies	1,02.00	0.00	0.00	1,02.00	0.00	1,01.01	0.00	1,01.01
Animal Husbandry Department	2403 789 13 06 52	Animal Husbandry Special Component Plan for Scheduled Castes Pig Breeding Unit Grants Subsidies	1,80.00	0.00	0.00	1,80.00	0.00	1,51.20	0.00	1,51.20

**APPENDIX II COMPARATIVE EXPENDITURE ON SUBSIDY - contd.**

Department	Head of Account	Description	2015-16				2014-15			
			Non Plan	Plan	CSS (including Central Plan)	Total	Non Plan	Plan	CSS (including Central Plan)	Total
<i>(₹ in lakh)</i>										
Animal Husbandry Department	2403	Animal Husbandry								
	789	Special Component Plan for Scheduled Castes								
	23	Distribution of Poultry Units								
	06	Grants								
	52	Subsidies	1,01.64	0.00	0.00	1,01.64	0.00	72.66	0.00	72.66
Animal Husbandry Department	2403	Animal Husbandry								
	789	Special Component Plan for Scheduled Castes								
	12/34	Raстрitya Krishi Vikas Yojana (Additional central Assistance )								
	06	Grants								
	52	Subsidies	1,78.17	0.00	0.00	1,78.17	0.00	1,71.23	0.00	1,71.23
Animal Husbandry Department	2403	Animal Husbandry								
	796	Tribal Area Sub-plan								
	06	Poultry Farm								
	06	Grants								
	52	Subsidies	2,46.52	0.00	0.00	2,46.52	0.00	1,47.67	0.00	1,47.67

**APPENDIX II COMPARATIVE EXPENDITURE ON SUBSIDY - contd.**

Department	Head of Account	Description	2015-16				2014-15			
			Non Plan	Plan	CSS (including Central Plan)	Total	Non Plan	Plan	CSS (including Central Plan)	Total
<i>(₹ in lakh)</i>										
Animal Husbandry Department	2403	Animal Husbandry								
	796	Tribal Area Sub-plan								
	13	Pig Breeding Unit								
	06	Grants								
	52	Subsidies	1,99.50	0.00	0.00	1,99.50	0.00	1,98.03	0.00	1,98.03
Animal Husbandry Department	2403	Animal Husbandry								
	796	Tribal Area Sub-plan								
	34	Goat Breeding Farm								
	06	Grants								
	52	Subsidies	1,29.75	0.00	0.00	1,29.75	0.00	1,23.52	0.00	1,23.52
<b>Total 2403</b>			<b>14,43.13</b>	<b>0.00</b>	<b>0.00</b>	<b>14,43.13</b>	<b>0.00</b>	<b>11,93.22</b>	<b>0.00</b>	<b>11,93.22</b>
Dairy Development and Fisheries Department	2404	Dairy Development								
	102	Dairy Development Projects								
	05	Technicl Input Programme								
	06	Grants								
	52	Subsidies	1,12.15	0.00	0.00	1,12.15	0.00	0.00	0.00	0.00

**APPENDIX II COMPARATIVE EXPENDITURE ON SUBSIDY - contd.**

Department	Head of Account	Description	2015-16				2014-15			
			Non Plan	Plan	CSS (including Central Plan)	Total	Non Plan	Plan	CSS (including Central Plan)	Total
<i>(₹ in lakh)</i>										
Dairy Development and Fisheries Department	2404	Dairy Development								
	102	Dairy Development Projects								
	36	Milk Cattle Induction								
	06	Grants								
	52	Subsidies	0.00	0.00	0.00	0.00	0.00	10,71.26	0.00	10,71.26
Dairy Development and Fisheries Department	2404	Dairy Development								
	102	Dairy Development Projects								
	62	Milch Cattle Induction(RKVY)								
	06	Grants								
	52	Subsidies	2,27.94	3,45.47	0.00	5,73.41	0.00	0.00	0.00	0.00
Dairy Development and Fisheries Department	2404	Dairy Development								
	102	Dairy Development Projects								
	65	Milch Cattle Induction								
	06	Grants								
	52	Subsidies	35,74.80	0.00	0.00	35,74.80	0.00	0.00	0.00	0.00

**APPENDIX II COMPARATIVE EXPENDITURE ON SUBSIDY - conclud.**

Department	Head of Account	Description	2015-16				2014-15			
			Non Plan	Plan	CSS (including Central Plan)	Total	Non Plan	Plan	CSS (including Central Plan)	Total
<i>(₹ in lakh)</i>										
Dairy Development and Fisheries Department	2404	Dairy Development								
	102	Dairy Development Projects								
	05	Technical Input Programme								
	06	Grants								
	52	Subsidies	0.00	0.00	0.00	0.00	0.00	1,57.34	0.00	1,57.34
Dairy Development and Fisheries Department	2404	Dairy Development								
	789	Special Component Plan for Scheduled Castes								
	05	Technical Input Programme								
	06	Grants								
	52	Subsidies	0.00	0.00	0.00	0.00	0.00	24.00	0.00	24.00
Dairy Development and Fisheries Department	2404	Dairy Development								
	789	Special Component Plan for Scheduled Castes								
	06	Training								
	06	Grants								
	52	Subsidies	0.00	0.00	0.00	0.00	0.00	96.82	0.00	96.82



APPENDIX II COMPARATIVE EXPENDITURE ON SUBSIDY - contd.

Department	Head of Account	Description	2015-16				2014-15			
			Non Plan	Plan	CSS (including Central Plan)	Total	Non Plan	Plan	CSS (including Central Plan)	Total
<i>(₹ in lakh)</i>										
Dairy Development and Fisheries Department	2404	Dairy Development								
	789	Special Component Plan for Scheduled Castes								
	36	Milch Cattle Induction								
	06	Grants								
	52	Subsidies	0.00	0.00	0.00	0.00	0.00	62.40	0.00	62.40
Dairy Development and Fisheries Department	2404	Dairy Development								
	789	Special Component Plan for Scheduled Castes								
	62	Milch Cattle Induction(RKVY)								
	06	Grants								
	52	Subsidies	35.37	55.88	0.00	91.25	0.00	0.00	0.00	0.00
Dairy Development and Fisheries Department	2404	Dairy Development								
	789	Special Component Plan for Scheduled Castes								
	65	Milch Cattle Induction								
	06	Grants								
	52	Subsidies	7,74.54	0.00	0.00	7,74.54	0.00	0.00	0.00	0.00

**APPENDIX II COMPARATIVE EXPENDITURE ON SUBSIDY - contd.**

Department	Head of Account	Description	2015-16				2014-15			
			Non Plan	Plan	CSS (including Central Plan)	Total	Non Plan	Plan	CSS (including Central Plan)	Total
<i>(₹ in lakh)</i>										
Dairy Development and Fisheries Department	2404	Dairy Development								
	796	Tribal Area Sub-plan								
	01	Training and Extension								
	06	Grants								
	52	Subsidies	0.00	0.00	0.00	0.00	0.00	1,50.80	0.00	1,50.80
Dairy Development and Fisheries Department	2404	Dairy Development								
	796	Tribal Area Sub-plan								
	05	Technical Input Programme								
	06	Grants								
	52	Subsidies	0.00	0.00	0.00	0.00	0.00	36.00	0.00	36.00
Dairy Development and Fisheries Department	2404	Dairy Development								
	796	Tribal Area Sub-plan								
	36	Milch Cattle Induction								
	06	Grants								
	52	Subsidies	0.00	0.00	0.00	0.00	0.00	66.77	0.00	66.77

**APPENDIX II COMPARATIVE EXPENDITURE ON SUBSIDY - contd.**

Department	Head of Account	Description	2015-16				2014-15			
			Non Plan	Plan	CSS (including Central Plan)	Total	Non Plan	Plan	CSS (including Central Plan)	Total
<i>(₹ in lakh)</i>										
Dairy Development and Fisheries Department	2404	Dairy Development								
	796	Tribal Area Sub-plan								
	62	Milch Cattle Induction(RKVY)								
	06	Grants								
	52	Subsidies	19.43	30.25	0.00	49.68	0.00	0.00	0.00	0.00
Dairy Development and Fisheries Department	2404	Dairy Development								
	796	Tribal Area Sub-plan								
	65									
	06	Grants								
	52	Subsidies	16,08.66	0.00	0.00	16,08.66	0.00	0.00	0.00	0.00
<b>Total 2404</b>			<b>63,52.89</b>	<b>4,31.60</b>	<b>0.00</b>	<b>67,84.49</b>	<b>0.00</b>	<b>16,65.39</b>	<b>0.00</b>	<b>16,65.39</b>
Co-operative Department	2425	Co-operation								
	108	Assistance to other Co-operatives								
	58	Subsidy to Apex and other Co-operative Societies								
	06	Grants								
	52	Subsidies	1,38.00	0.00	0.00	1,38.00	0.00	0.00	0.00	0.00

APPENDIX II COMPARATIVE EXPENDITURE ON SUBSIDY - contd.

Department	Head of Account	Description	2015-16				2014-15			
			Non Plan	Plan	CSS (including Central Plan)	Total	Non Plan	Plan	CSS (including Central Plan)	Total
(₹ in lakh)										
Co-operative Department	2425	Co-operation								
	789	Special Component Plan for Scheduled Castes								
	58	Subsidy to Apex and other Co- operative Societies								
	06	Grants								
	52	Subsidies	92.00	0.00	0.00	92.00	0.00	0.00	0.00	0.00
Co-operative Department	2425	Co-operation								
	796	Tribal Area Sub-plan								
	58	Subsidy to Apex and other Co- operative Societies								
	06	Grants								
	52	Subsidies	2,30.24	0.00	0.00	2,30.24	0.00	0.00	0.00	0.00
		<b>Total 2425</b>	<b>4,60.24</b>	<b>0.00</b>	<b>0.00</b>	<b>4,60.24</b>	<b>0.00</b>	<b>0.00</b>	<b>0.00</b>	<b>0.00</b>
Industry Department	2852	Industries								
	80	General								
	102	Industrial Productivity								
	52	Capital Investment Incentive- Grants-in-aid to Industrial Units								
	06	Grants								
	52	Subsidies	3,30.12	0.00	0.00	3,30.12	0.00	0.00	0.00	0.00

APPENDIX II COMPARATIVE EXPENDITURE ON SUBSIDY - contd.

Department	Head of Account	Description	2015-16				2014-15			
			Non Plan	Plan	CSS (including Central Plan)	Total	Non Plan	Plan	CSS (including Central Plan)	Total
(₹ in lakh)										
Industry Department	2852	Industries								
	80	General								
	102	Industrial Productivity								
	65	Capital Investment of Incentive Subsidy against actual Commercial Tax Payment								
	06	Grants								
	52	Subsidies	20,98.78	0.00	0.00	20,98.78	0.00	11,21.50	0.00	11,21.50
Industry Department	2852	Industries								
	80	General								
	102	Industrial Productivity								
	74	Net VAT Subsidy to Industrial units under Jharkhand Industrial Policy 2012								
	06	Grants								
	52	Subsidies	19,54.71	0.00	0.00	19,54.71	0.00	14,43.90	0.00	14,43.90

**APPENDIX II COMPARATIVE EXPENDITURE ON SUBSIDY - conclud.**

Department	Head of Account	Description	2015-16				2014-15			
			Non Plan	Plan	CSS (including Central Plan)	Total	Non Plan	Plan	CSS (including Central Plan)	Total
<i>(₹ in lakh)</i>										
Industry Department	2852	Industries								
	80	General								
	796	Tribal Area Sub-plan								
	01	Grants-in-aid for Central Tools Room Facility								
	06	Grants								
	52	Subsidies	47,11.39	0.00	0.00	47,11.39	0.00	0.00	0.00	0.00
Industry Department	2852	Industries								
	80	General								
	796	Tribal Area Sub-plan								
	74	Net VAT Subsidy to Industrial Units under Jharkhand Industrial Policy 2012								
	06	Grants								
	52	Subsidies	6,42.49	0.00	0.00	6,42.49	0.00	0.00	0.00	0.00
		<b>Total 2852</b>	<b>97,37.49</b>	<b>0.00</b>	<b>0.00</b>	<b>97,37.49</b>	<b>0.00</b>	<b>32,54.22</b>	<b>0.00</b>	<b>32,54.22</b>
		<b>Grand Total</b>	<b>3,68,03.97</b>	<b>1,53,51.94</b>	<b>0.00</b>	<b>5,21,55.91</b>	<b>1,92.12</b>	<b>2,04,68.10</b>	<b>39,08.67</b>	<b>2,45,68.89</b>

**APPENDIX III - Grants-in-aid / ASSISTANCE GIVEN BY THE STATE GOVERNMENT  
(INSTITUTION WISE AND SCHEME WISE)**

Recipients	Scheme	TSP/ SCSP/ Normal/ FC/ EAP	2015-2016					Of the total amount released, amount sanctioned for creation of assets (FROM SANCTION ORDER/ SCHEME DESIGN)	2014-2015			Of the total amount released, amount sanctioned for creation of assets (FROM SANCTION ORDER/ SCHEME DESIGN)		
			Non-Plan	Plan			Total		Non-Plan	Plan			Total	
				State Plan	State Share of CSS	CP and GOI Share of CSS				State Plan	CSS/CP			
			<i>(₹ in lakh)</i>											
1. Deceased Police-persons died in terrorist attack	Grant to the family members of deceased Police-persons died in terrorist attack	Normal	0.51	0.00	0.00	0.00	0.51	0.00	0.00	0.00	0.00	0.00	0.00	
2. Inspector General of Police (Provision), Jharkhand, Ranchi	Grants-in-aid for implementation of various schemes in the light of recommendations of 13th Finance Commission	Normal	0.00	0.00	0.00	0.00	0.00	0.00	0.00	44,70.00	0.00	44,70.00	0.00	
3. Director, Jharkhand Education Project Council	Grants-in-aid for Sarva Siksha Abhiyan including NPEIL	Normal	0.00	1,96,18.00	0.00	3,17,41.53	5,13,59.53	0.00	0.00	3,74,20.00	8,36,11.60	12,10,31.60	0.00	
		TASP	0.00	0.00	0.00	0.00	0.00	0.00	0.00	4,02,26.50	9,01,76.02	13,04,02.52	0.00	
		SCSP	0.00	75,99.00	0.00	82,23.00	1,58,22.00	0.00	0.00	1,59,03.50	2,94,22.79	4,53,26.29	0.00	
		Grants-in-aid to Primary Schools (including Minorities) for Salary	Normal	1,55,90.04	0.00	0.00	1,55,90.04	0.00	2,30,04.33	0.00	0.00	2,30,04.33	0.00	
		Grants-in-aid to State Literacy Mission Authority for Sakshar Bharat Scheme	Normal	0.00	1,60.00	0.00	12,73.39	14,33.39	0.00	0.00	1,60.00	4,80.00	6,40.00	0.00
	TASP		0.00	1,72.00	0.00	1,96.61	3,68.61	0.00	0.00	1,72.00	5,16.00	6,88.00	0.00	
	SCSP		0.00	68.00	0.00	0.00	68.00	0.00	0.00	68.00	2,04.00	2,72.00	0.00	
		Grants-in-aid for Mid-day Meal to Primary Schools	Normal	0.00	8,50.66	19,07.00	0.00	27,57.66	0.00	0.00	87,44.00	1,58,09.08	2,45,53.08	0.00
	TASP		0.00	0.00	0.00	1,35.39	1,35.39	0.00	0.00	98,55.80	2,07,68.01	3,06,23.81	0.00	
	SCSP		0.00	3,61.53	0.00	7,25.15	10,86.68	0.00	0.00	32,60.20	82,10.21	1,14,70.41	0.00	
		Grants-in-aid for Mahila Samakhya Karyakram	Normal	0.00	0.00	0.00	1,51.53	1,51.53	0.00	0.00	0.00	5,54.00	5,54.00	0.00
	TASP		0.00	0.00	0.00	67.37	67.37	0.00	0.00	0.00	3,02.00	3,02.00	0.00	
	SCSP		0.00	0.00	0.00	38.54	38.54	0.00	0.00	0.00	1,50.00	1,50.00	0.00	
		Capacity Enhancement of KGBVs	Normal	0.00	30,92.00	0.00	0.00	30,92.00	0.00	0.00	0.00	0.00	0.00	0.00
	SCSP		0.00	12,54.60	0.00	0.00	12,54.60	0.00	0.00	0.00	0.00	0.00	0.00	
TASP	0.00		8,08.40	0.00	0.00	8,08.40	0.00	0.00	0.00	0.00	0.00	0.00		
	Free Course Books to General and Other Backward Castes Students	Normal	0.00	9,60.15	0.00	0.00	9,60.15	0.00	0.00	0.00	0.00	0.00	0.00	
SCSP		0.00	4,08.05	0.00	0.00	4,08.05	0.00	0.00	0.00	0.00	0.00	0.00		
		TASP	0.00	10,11.03	0.00	0.00	10,11.03	0.00	0.00	0.00	0.00	0.00	0.00	

**APPENDIX III - GRANTS-IN-AID / ASSISTANCE GIVEN BY THE STATE GOVERNMENT - contd.**  
**(INSTITUTION WISE AND SCHEME WISE)**

Recipients	Scheme	TSP/ SCSP/ Normal/ FC/ EAP	2015-2016					Of the total amount released, amount sanctioned for creation of assets (FROM SANCTION ORDER/ SCHEME DESIGN)	2014-2015			Of the total amount released, amount sanctioned for creation of assets (FROM SANCTION ORDER/ SCHEME DESIGN)	
			Non-Plan	Plan			Total		Non-Plan	Plan			Total
				State Plan	State Share of CSS	CP and GOI Share of CSS				State Plan	CSS/CP		
							<i>(₹ in lakh)</i>						<i>(₹ in lakh)</i>
	Free distribution of School Kit to Children	Normal	0.00	1,24,00.00	0.00	0.00	1,24,00.00	0.00	0.00	0.00	0.00	0.00	0.00
		SCSP	0.00	51,87.62	0.00	0.00	51,87.62	0.00	0.00	0.00	0.00	0.00	0.00
		TASP	0.00	1,33,30.00	0.00	0.00	1,33,30.00	0.00	0.00	0.00	0.00	0.00	0.00
	Free distribution of Uniform to APL Boys Student	Normal	0.00	9,94.34	0.00	0.00	9,94.34	0.00	0.00	0.00	0.00	0.00	0.00
		SCSP	0.00	2,23.28	0.00	0.00	2,23.28	0.00	0.00	0.00	0.00	0.00	0.00
		TASP	0.00	5,71.38	0.00	0.00	5,71.38	0.00	0.00	0.00	0.00	0.00	0.00
	Strengthening of Primary and Middle Schools	Normal	0.00	64,69.58	0.00	0.00	64,69.58	0.00	0.00	0.00	0.00	0.00	0.00
		SCSP	0.00	0.00	0.00	367.5	367.50	0.00	0.00	0.00	0.00	0.00	0.00
		TASP	0.00	76,54.5	0.00	0.00	76,54.50	0.00	0.00	0.00	0.00	0.00	0.00
	Jharkhand Balika Awasiya Vidyalay Yojna	Normal	0.00	12,36.00	0.00	0.00	12,36.00	0.00	0.00	0.00	0.00	0.00	0.00
		SCSP	0.00	5,25.30	0.00	0.00	5,25.30	0.00	0.00	0.00	0.00	0.00	0.00
		TASP	0.00	13,28.70	0.00	0.00	13,28.70	0.00	0.00	0.00	0.00	0.00	0.00
	Mukhyamantri Vidyakshmi Yojana	Normal	0.00	5,84.27	0.00	0.00	5,84.27	0.00	0.00	0.00	0.00	0.00	0.00
		SCSP	0.00	1,09.84	0.00	0.00	1,09.84	0.00	0.00	0.00	0.00	0.00	0.00
		TASP	0.00	8,66.09	0.00	0.00	8,66.09	0.00	0.00	0.00	0.00	0.00	0.00
	Saraswatiwahini (Mid Day Meal Programme)	Normal	0.00	61,56.8	1,07,23.92	89.25	1,69,69.97	0.00	0.00	0.00	0.00	0.00	0.00
		TASP	0.00	77,48.34	62,31.09	11,56.93	1,51,36.36	0.00	0.00	0.00	0.00	0.00	0.00
		SCSP	0.00	31,44.77	0.00	35,48.92	66,93.69	0.00	0.00	0.00	0.00	0.00	0.00
	Supplementary Nutrition to Children Scheme	Normal	0.00	67,20.00	0.00	0.00	67,20.00	0.00	0.00	0.00	0.00	0.00	0.00
		SCSP	0.00	28,56.00	0.00	0.00	28,56.00	0.00	0.00	0.00	0.00	0.00	0.00
		TASP	0.00	72,24.00	0.00	0.00	72,24.00	0.00	0.00	0.00	0.00	0.00	0.00
	Computer Literacy (ICT) under RMSA Scheme and Computer Literacy under Integrated Scheme for Jharkhand Area	Normal	0.00	2,28.56	0.00	6,85.67	9,14.23	0.00	0.00	0.00	0.00	0.00	0.00
		SCSP	0.00	44.90	0.00	1,34.70	1,79.60	0.00	0.00	0.00	0.00	0.00	0.00
		TASP	0.00	1,03.54	0.00	2,95.62	3,99.16	0.00	0.00	0.00	0.00	0.00	0.00
	Establishment of Girls Hostel under RMSA	Normal	0.00	6,40.60	0.00	66,29.17	72,69.77	0.00	0.00	0.00	0.00	0.00	0.00
		SCSP	0.00	2,17.00	0.00	9,00.00	11,17.00	0.00	0.00	0.00	0.00	0.00	0.00
		TASP	0.00	4,21.00	0.00	0.00	4,21.00	0.00	0.00	0.00	0.00	0.00	0.00



**APPENDIX III - Grants-in-aid / ASSISTANCE GIVEN BY THE STATE GOVERNMENT - contd.**  
**(INSTITUTION WISE AND SCHEME WISE)**

Recipients	Scheme	TSP/ SCSP/ Normal/ FC/ EAP	2015-2016				Of the total amount released, amount sanctioned for creation of assets (FROM SANCTION ORDER/ SCHEME DESIGN)	2014-2015			Of the total amount released, amount sanctioned for creation of assets (FROM SANCTION ORDER/ SCHEME DESIGN)		
			Non-Plan	Plan		Total		Non-Plan	Plan			Total	
				State Plan	State Share of CSS	CP and GOI Share of CSS			State Plan	CSS/CP			
							(₹ in lakh)						
4. Principal, Kasturba Gandhi Balika Vidyalaya, Hazaribagh	Grants-in-aid for establishment of Model Schools	Normal	0.00	17,71.44	0.00	0.00	17,71.44	0.00	0.00	0.00	0.00	0.00	0.00
		SCSP	0.00	6,35.10	0.00	0.00	6,35.10	0.00	0.00	0.00	0.00	0.00	0.00
		TASP	0.00	12,21.46	0.00	0.00	12,21.46	0.00	0.00	0.00	0.00	0.00	0.00
	Grants-in-aid to Kasturba Gandhi Balika Vidyalaya	Normal	0.00	27,50.00	0.00	0.00	27,50.00	0.00	0.00	22,55.00	0.00	22,55.00	0.00
		TASP	0.00	53,08.00	0.00	0.00	53,08.00	0.00	0.00	22,81.00	0.00	22,81.00	0.00
		SCSP	0.00	8,75.17	0.00	0.00	8,75.17	0.00	0.00	9,70.00	0.00	9,70.00	0.00
5. Principal, Sainik School, Tilaiya	Grants-in-aid to Kasturba Gandhi Balika Vidyalaya for Construction Work	Normal	0.00	0.00	0.00	0.00	0.00	0.00	0.00	17,85.00	0.00	17,85.00	0.00
		TASP	0.00	0.00	0.00	0.00	0.00	0.00	0.00	11,55.00	0.00	11,55.00	0.00
		SCSP	0.00	0.00	0.00	0.00	0.00	0.00	0.00	5,60.00	0.00	5,60.00	0.00
6. Principal, Netarhat Residential School, Netarhat	Grants-in-aid to Sainik School, Tilaiya	Normal	3,50.00	42.00	0.00	0.00	3,92.00	0.00	3,50.00	42.00	0.00	3,92.00	0.00
		SCSP	0.00	8.00	0.00	0.00	8.00	0.00	0.00	8.00	0.00	8.00	0.00
7. Director, Secondary Education, Jharkhand, Ranchi	Grants-in-aid to Netarhat Residential School for establishment expenditure	Normal	6,50.61	0.00	0.00	0.00	6,50.61	0.00	6,20.00	0.00	0.00	6,20.00	0.00
		TASP	0.00	0.00	0.00	0.00	0.00	0.00	0.00	4,00.00	0.00	4,00.00	0.00
		SCSP	0.00	3,00.00	0.00	0.00	3,00.00	0.00	0.00	1,00.00	0.00	1,00.00	0.00
7. Director, Secondary Education, Jharkhand, Ranchi	Grants-in-aid to Sanskrit Schools for Establishment Cost	Normal	2,55.08	0.00	0.00	0.00	2,55.08	0.00	0.00	3,23.88	0.00	3,23.88	0.00
		TASP	0.00	0.00	0.00	0.00	0.00	0.00	0.00	85.00	0.00	85.00	0.00
	Grants-in-aid to Minority Secondary Schools	Normal	1,00,92.01	0.00	0.00	0.00	1,00,92.01	0.00	92,49.31	0.00	0.00	92,49.31	0.00
	Grants-in-aid to Madarsa for Establishment Cost	Normal	39,56.72	0.00	0.00	2,04.48	41,61.20	0.00	0.00	31,33.39	0.00	31,33.39	0.00
	Grants-in-aid to Non Financed Secondary Schools / Inter Colleges	Normal	0.00	37,53.20	0.00	0.00	37,53.20	0.00	0.00	0.00	0.00	0.00	0.00
		TASP	0.00	36,59.80	0.00	0.00	36,59.80	0.00	0.00	0.00	0.00	0.00	0.00
	SCSP	0.00	14,87.00	0.00	0.00	14,87.00	0.00	0.00	0.00	0.00	0.00	0.00	
	Grants-in-aid for students of Jharkhand studying in IMA, Dehradun	TASP	0.00	1.10	0.00	0.00	1.10	0.00	0.00	1.50	0.00	1.50	0.00

**APPENDIX III - Grants-in-aid / ASSISTANCE GIVEN BY THE STATE GOVERNMENT - contd.**  
**(INSTITUTION WISE AND SCHEME WISE)**

Recipients	Scheme	TSP/ SCSP/ Normal/ FC/ EAP	2015-2016					Of the total amount released, amount sanctioned for creation of assets (FROM SANCTION ORDER/ SCHEME DESIGN)	2014-2015			Of the total amount released, amount sanctioned for creation of assets (FROM SANCTION ORDER/ SCHEME DESIGN)	
			Non-Plan	Plan			Total		Non-Plan	Plan			Total
				State Plan	State Share of CSS	CP and GOI Share of CSS				State Plan	CSS/CP		
							(₹ in lakh)						(₹ in lakh)
	Grants-in-aid for "Rashtriya Madhyamik Shiksha Abhiyan"	Normal	0.00	18,76.20	0.00	1,34.47	20,10.67	0.00	0.00	1,45,76.54	0.00	1,45,76.54	0.00
		TASP	0.00	2,17,35.80	0.00	1,59,23.59	3,76,59.39	0.00	0.00	91,00.00	0.00	91,00.00	0.00
		SCSP	0.00	6,38.00	0.00	78,96.07	85,34.07	0.00	0.00	27,04.00	0.00	27,04.00	0.00
	Compensation to Private Schools for admitting 25% students from under Privileged Class	Normal	0.00	2,00.00	0.00	0.00	2,00.00	0.00	0.00	0.00	0.00	0.00	0.00
		SCSP	0.00	85.00	0.00	0.00	85.00	0.00	0.00	0.00	0.00	0.00	0.00
		TASP	0.00	2,15.00	0.00	0.00	2,15.00	0.00	0.00	0.00	0.00	0.00	0.00
8. Director, Higher Education, Jharkhand, Ranchi (#)	Grants-in-aid to Universities for Salary	Normal	0.00	0.00	0.00	0.00	0.00	0.00	5,88,16.80	0.00	0.00	5,88,16.80	0.00
	Grants-in-aid to Universities for Distance Education	Normal	0.00	0.00	0.00	0.00	0.00	0.00	0.00	5,37.00	2,80.00	8,17.00	0.00
		TASP	0.00	93.75	0.00	1,40.63	2,34.38	0.00	0.00	2,26.00	4,20.00	6,46.00	0.00
		SCSP	0.00	1,87.50	0.00	2,81.25	4,68.75	0.00	0.00	16.00	42.00	58.00	0.00
	Grants-in-aid to Universities for modernisation of Libraries	Normal	0.00	0.00	0.00	0.00	0.00	0.00	25.82	0.00	0.00	25.82	0.00
	Grants-in-aid for Rastriya Uchhatar Shiksha Abhiyan	Normal	0.00	0.00	9,68.75	14,53.13	24,21.88	0.00	0.00	0.00	0.00	0.00	0.00
	Grants-in-aid for Land acquisition for I.S.M., Dhanbad	Normal	0.00	30,00.00	0.00	0.00	30,00.00	0.00	0.00	0.00	0.00	0.00	0.00
9. Vinoba Bhave University, Hazaribagh	Grants-in-aid to Vinoba Bhave University, Hazaribagh for creation of assets/ Establishment of Model College	Normal	1,35,55.10	1700.00	0.00	0.00	1,52,55.10	1,40,55.10	0.00	11,20.00	0.00	11,20.00	0.00
	Establishment of Coaching Centre for Poor students	Normal	0.00	15.00	0.00	0.00	15.00	0.00	0.00	0.00	0.00	0.00	0.00
	Grants-in-aid for conducting classes in two shifts	Normal	0.00	3,00.00	0.00	0.00	3,00.00	0.00	0.00	0.00	0.00	0.00	0.00

**APPENDIX III - Grants-in-aid / ASSISTANCE GIVEN BY THE STATE GOVERNMENT - contd.**  
**(INSTITUTION WISE AND SCHEME WISE)**

Recipients	Scheme	TSP/ SCSP/ Normal/ FC/ EAP	2015-2016					Of the total amount released, amount sanctioned for creation of assets (FROM SANCTION ORDER/ SCHEME DESIGN)	2014-2015			Of the total amount released, amount sanctioned for creation of assets (FROM SANCTION ORDER/ SCHEME DESIGN)	
			Non-Plan	Plan			Total		Non-Plan	Plan			Total
				State Plan	State Share of CSS	CP and GOI Share of CSS				State Plan	CSS/CP		
							(₹ in lakh)					(₹ in lakh)	
	Grants-in-aid to Vinoba Bhave University, Hazaribagh for non-financed education	Normal	0.00	13,27.20	0.00	0.00	13,27.20	0.00	0.00	7,50.00	0.00	7,50.00	0.00
	Grants-in-aid to Vinoba Bhave University for Arrear after 15.11.2000	Normal	11,12.38	0.00	0.00	0.00	11,12.38	0.00	0.00	0.00	0.00	0.00	0.00
	Assistnce Grants for free education to girls student	Normal	0.00	77.73	0.00	0.00	77.73	0.00	0.00	0.00	0.00	0.00	0.00
	Grants-in-aid for Advance Science and Technology Research Centre	Normal	0.00	1,00.00	0.00	0.00	1,00.00	0.00	0.00	0.00	0.00	0.00	0.00
	Grants-in-aid to Vinoba Bhave University, Hazaribagh for upgradation of Laboratories, Central Library and establishment of Women's College	Normal	0.00	10,50.00	0.00	0.00	10,50.00	0.00	0.00	9,00.00	0.00	9,00.00	0.00
	Grants-in-aid to Vinoba Bhave University for setting up of Model College	Normal	0.00	0.00	0.00	0.00	0.00	0.00	0.00	1,50.00	0.00	1,50.00	0.00
		TASP	0.00	0.00	0.00	0.00	0.00	0.00	0.00	1,50.00	0.00	1,50.00	0.00
10. Ranchi University, Ranchi	Grants-in-aid to Ranchi University for non-financed education	TASP	0.00	2,00.00	0.00	0.00	2,00.00	0.00	0.00	3,99.68	0.00	3,99.68	3,99.68
	Grants-in-aid to Ranchi University for Arrear after 15.11.2000	Normal	34,65.59	0.00	0.00	0.00	34,65.59	0.00	0.00	0.00	0.00	0.00	0.00
	Grants-in-aid to Ranchi University for Arrear before 15.11.2000	Normal	3.61	0.00	0.00	0.00	3.61	0.00	0.00	0.00	0.00	0.00	0.00

**APPENDIX III - Grants-in-aid / ASSISTANCE GIVEN BY THE STATE GOVERNMENT - contd.**  
**(INSTITUTION WISE AND SCHEME WISE)**

Recipients	Scheme	TSP/ SCSP/ Normal/ FC/ EAP	2015-2016					Of the total amount released, amount sanctioned for creation of assets (FROM SANCTION ORDER/ SCHEME DESIGN)	2014-2015			Of the total amount released, amount sanctioned for creation of assets (FROM SANCTION ORDER/ SCHEME DESIGN)	
			Non-Plan	Plan		Total	Non-Plan		Plan		Total		
				State Plan	State Share of CSS	CP and GOI Share of CSS				State Plan	CSS/CP		
							(₹ in lakh)						(₹ in lakh)
	Grants-in-aid for Establishment of Coaching Centre for Poor students	TASP	0.00	15.00	0.00	0.00	15.00	0.00	0.00	0.00	0.00	0.00	0.00
	Grants-in-aid for Establishment of Women's College in every district of State	TASP	0.00	5,00.00	0.00	0.00	5,00.00	0.00	0.00	0.00	0.00	0.00	0.00
	Grants-in-aid to Ranchi University for creation of capital assets / Advance science and Technology Research Centre	TASP	0.00	10,00.00	0.00	0.00	10,00.00	0.00	0.00	18,23.13	0.00	18,23.13	0.00
		Normal	2,17,33.67	0.00	0.00	0.00	2,17,33.67	0.00	0.00	0.00	0.00	0.00	0.00
	Grants-in-aid for District Central Library, Divisional Library and Sub-Divisional Library	Normal	55.77	0.00	0.00	0.00	55.77	0.00	0.00	0.00	0.00	0.00	0.00
	Grants-in-aid to Ranchi University, Ranchi for upgradation of Laboratories	TASP	0.00	2,50.00	0.00	0.00	2,50.00	0.00	0.00	2,50.00	0.00	2,50.00	0.00
	Assistance Grants for free education to girls student	TASP	0.00	90.00	0.00	0.00	90.00	0.00	0.00	0.00	0.00	0.00	0.00
	Grants-in-aid for Development of Archaeological Centre	TASP	0.00	1,92.15	0.00	0.00	1,92.15	0.00	0.00	0.00	0.00	0.00	0.00
	Grants-in-aid to Ranchi University for modernisation of Central Library of Central Library of University and Colleges	TASP	0.00	3,00.00	0.00	0.00	3,00.00	0.00	0.00	0.00	0.00	0.00	0.00

**APPENDIX III - Grants-in-aid / ASSISTANCE GIVEN BY THE STATE GOVERNMENT - contd.**  
(INSTITUTION WISE AND SCHEME WISE)

Recipients	Scheme	TSP/ SCSP/ Normal/ FC/ EAP	2015-2016					Of the total amount released, amount sanctioned for creation of assets (FROM SANCTION ORDER/ SCHEME DESIGN)	2014-2015			Of the total amount released, amount sanctioned for creation of assets (FROM SANCTION ORDER/ SCHEME DESIGN)	
			Non-Plan	Plan		Total	Non-Plan		Plan		Total		
				State Plan	State Share of CSS	CP and GOI Share of CSS				State Plan	CSS/CP		
							<i>(₹ in lakh)</i>					<i>(₹ in lakh)</i>	
11. Kolhan University, Chaibasa	Grants-in-aid for ICT Infrastructure and e-learning	TASP	0.00	2,00.00	0.00	0.00	2,00.00	0.00	0.00	0.00	0.00	0.00	0.00
	Grants-in-aid for conducting classes in two shifts	TASP	0.00	3,00.00	0.00	0.00	3,00.00	0.00	0.00	0.00	0.00	0.00	0.00
	Grants-in-aid to Kolhan University, Chaibasa for creation of Capital asset and development of Campus	TASP	0.00	10,00.00	0.00	0.00	10,00.00	10,00.00	0.00	6,74.94	0.00	6,74.94	6,74.94
	Grants-in-aid to Kolhan University, Chaibasa for non-financed education	Normal	65,15.48	0.00	0.00	0.00	65,15.48	65,15.48	0.00	0.00	0.00	0.00	0.00
	Grants-in-aid to Kolhan University for Arrear after 15.11.2000	TASP	0.00	0.00	0.00	0.00	0.00	0.00	0.00	50.00	0.00	50.00	0.00
	Grants-in-aid to Kolhan University for Arrear before 15.11.2000	Normal	10,57.27	0.00	0.00	0.00	10,57.27	0.00	0.00	0.00	0.00	0.00	0.00
	Grants-in-aid for Advance Science and Technology Research Centre	Normal	30.45	0.00	0.00	0.00	30.45	0.00	0.00	0.00	0.00	0.00	0.00
	Grants-in-aid for Establishment of Women's College in every district of State	TASP	0.00	1,00.00	0.00	0.00	1,00.00	0.00	0.00	0.00	0.00	0.00	0.00
	Grants-in-aid to for modernisation of Central Library of University and Colleges	TASP	0.00	3,00.00	0.00	0.00	3,00.00	0.00	0.00	0.00	0.00	0.00	0.00
			0.00	2,50.00	0.00	0.00	2,50.00	0.00	0.00	0.00	0.00	0.00	0.00

**APPENDIX III - Grants-in-aid / ASSISTANCE GIVEN BY THE STATE GOVERNMENT - contd.**  
**(INSTITUTION WISE AND SCHEME WISE)**

Recipients	Scheme	TSP/ SCSP/ Normal/ FC/ EAP	2015-2016					Of the total amount released, amount sanctioned for creation of assets (FROM SANCTION ORDER/ SCHEME DESIGN)	2014-2015			Of the total amount released, amount sanctioned for creation of assets (FROM SANCTION ORDER/ SCHEME DESIGN)	
			Non-Plan	Plan			Total		Non-Plan	Plan			Total
				State Plan	State Share of CSS	CP and GOI Share of CSS				State Plan	CSS/CP		
							<i>(₹ in lakh)</i>					<i>(₹ in lakh)</i>	
	Grants-in-aid for upgradation of Laboratories	TASP	0.00	1,75.00	0.00	0.00	1,75.00	0.00	0.00	0.00	0.00	0.00	0.00
	Grants-in-aid for Establishment of Coaching Centre for Poor students	TASP	0.00	8.00	0.00	0.00	8.00	0.00	0.00	0.00	0.00	0.00	0.00
	Grants-in-aid ICT Infrastructure and e-learning	TASP	0.00	1,00.00	0.00	0.00	1,00.00	1,00.00	0.00	0.00	0.00	0.00	0.00
	Grants-in-aid for Unaided Education	TASP	0.00	79.20	0.00	0.00	79.20	0.00	0.00	0.00	0.00	0.00	0.00
	Grants-in-aid for conducting classes in two shifts	TASP	0.00	1,00.00	0.00	0.00	1,00.00	0.00	0.00	0.00	0.00	0.00	0.00
	Grants-in-aid for free education of Girls	TASP	0.00	34.16	0.00	0.00	34.16	0.00	0.00	0.00	0.00	0.00	0.00
	Grants-in-aid to Kolhan University for establishment of Women's College and development of other Colleges	TASP	0.00	0.00	0.00	0.00	0.00	0.00	0.00	7,00.00	0.00	7,00.00	0.00
12. Nilamber Pitamber University Daltonganj	Grants-in-aid to Nilamber Pitamber University, Palamau for creation of Capital assets and development of Campus	Normal	19,84.70	12,00.00	0.00	0.00	31,84.70	9,00.00	0.00	11,00.00	0.00	11,00.00	11,00.00
	Assistnce Grants for free education to girls student	Normal	0.00	20.00	0.00	0.00	20.00	0.00	0.00	0.00	0.00	0.00	0.00
	Establishment of Coaching Centre for Poor students	Normal	0.00	4.00	0.00	0.00	4.00	0.00	0.00	0.00	0.00	0.00	0.00

**APPENDIX III - Grants-in-aid / ASSISTANCE GIVEN BY THE STATE GOVERNMENT - contd.**  
**(INSTITUTION WISE AND SCHEME WISE)**

Recipients	Scheme	TSP/ SCSP/ Normal/ FC/ EAP	2015-2016					Of the total amount released, amount sanctioned for creation of assets (FROM SANCTION ORDER/ SCHEME DESIGN)	2014-2015			Of the total amount released, amount sanctioned for creation of assets (FROM SANCTION ORDER/ SCHEME DESIGN)	
			Non-Plan	Plan			Total		Non-Plan	Plan			Total
				State Plan	State Share of CSS	CP and GOI Share of CSS				State Plan	CSS/CP		
							<i>(₹ in lakh)</i>						<i>(₹ in lakh)</i>
	Grants-in-aid for conducting classes in two shifts	Normal	0.00	1,00.00	0.00	0.00	1,00.00	0.00	0.00	0.00	0.00	0.00	0.00
	Grants-in-aid to Nilamber Pitamber University for Arrear after 15.11.2000	Normal	1,78.45	0.00	0.00	0.00	1,78.45	0.00	0.00	0.00	0.00	0.00	0.00
13. Sidhu Kanhu University Dumka	Grants-in-aid to Sidhu Kanhu University, Dumka for non-financed education	TASP	0.00	3,71.20	0.00	0.00	3,71.20	0.00	0.00	2,75.00	0.00	2,75.00	0.00
	Grants-in-aid to Sidhu Kanhu University for Arrear after 15.11.2000	Normal	8,46.15	0.00	0.00	0.00	8,46.15	0.00	0.00	0.00	0.00	0.00	0.00
	Grants-in-aid to Sidhu Kanhu University for Arrear before 15.11.2000	Normal	0.05	0.00	0.00	0.00	0.05	0.00	0.00	0.00	0.00	0.00	0.00
	Assistnce Grants for free education to girls student	TASP	0.00	40.00	0.00	0.00	40.00	0.00	0.00	0.00	0.00	0.00	0.00
	Grants-in-aid for modernisaton of Central Library of University and Colleges	TASP	0.00	2,50.00	0.00	0.00	2,50.00	0.00	0.00	0.00	0.00	0.00	0.00
	Grants-in-aid for Establishment of Coaching Centre for Poor students	TASP	0.00	8.00	0.00	0.00	8.00	0.00	0.00	0.00	0.00	0.00	0.00
	Grants-in-aid to Sidhu Kanhu University for creation of capital assets and development of Campus	TASP		5,00.00	0.00	0.00	5,00.00	5,00.00	0.00	8,00.00	0.00	8,00.00	0.00
		Normal	69,51.83	0.00	0.00	0.00	69,51.83	69,51.83	0.00	0.00	0.00	0.00	0.00

**APPENDIX III - Grants-in-aid / ASSISTANCE GIVEN BY THE STATE GOVERNMENT - contd.**  
**(INSTITUTION WISE AND SCHEME WISE)**

Recipients	Scheme	TSP/ SCSP/ Normal/ FC/ EAP	2015-2016					Of the total amount released, amount sanctioned for creation of assets (FROM SANCTION ORDER/ SCHEME DESIGN)	2014-2015			Of the total amount released, amount sanctioned for creation of assets (FROM SANCTION ORDER/ SCHEME DESIGN)	
			Non-Plan	Plan			Total		Non-Plan	Plan			Total
				State Plan	State Share of CSS	CP and GOI Share of CSS				State Plan	CSS/CP		
							(₹ in lakh)					(₹ in lakh)	
	Grants-in-aid to Sidhu Kanhu University for setting up of Model College	TASP	0.00	9,91.85	0.00	0.00	9,91.85	9,91.85	0.00	9,50.00	0.00	9,50.00	0.00
	Grants-in-aid for Establishment of Women's College in every district of State	TASP	0.00	2,00.00	0.00	0.00	2,00.00	2,00.00	0.00	0.00	0.00	0.00	0.00
	Grants-in-aid for upgradation of Laboratories	TASP	0.00	2,00.00	0.00	0.00	2,00.00	0.00	0.00	0.00	0.00	0.00	0.00
	Grants-in-aid for ICT Infrastructure and e-learning	TASP	0.00	1,00.00	0.00	0.00	1,00.00	1,00.00	0.00	0.00	0.00	0.00	0.00
	Grants-in-aid for conducting classes in two shifts	TASP	0.00	2,00.00	0.00	0.00	2,00.00	0.00	0.00	0.00	0.00	0.00	0.00
14. Diector, Jharkhand Application for Promotion - IT	Grants-in-aid to Jharkhand Agency for promotion of IT (JAP-IT)	TASP	0.00	33.26	0.00	0.00	33.26	0.00	0.00	19.77	0.00	19.77	0.00
15. Director, Jharkhand Space Application Centre, Ranchi	Grants-in-aid to Jharkhand Space Application Centre for establishment cost	Normal	0.00	1,23.64	0.00	0.00	1,23.64	0.00	0.00	96.74	0.00	96.74	0.00
16. Director, Art & Culture Department, Jharkhand, Ranchi (#)	Grants-in-aid to Cultural Institutions	Normal	0.00	17.17	0.00	0.00	17.17	0.00	0.00	1,10.00	0.00	1,10.00	0.00
		TASP	0.00	1,91.40	0.00	0.00	1,91.40	0.00	0.00	80.00	0.00	80.00	0.00
		SCSP	0.00	10.00	0.00	0.00	10.00	0.00	0.00	1,10.00	0.00	1,10.00	0.00
17. Jharkhand Council on Science and Technology, Ranchi	Grants-in-aid to Jharkhand Council on Science and Technology	Normal	0.00	1,11.00	0.00	0.00	1,11.00	0.00	0.00	8,99.80	0.00	8,99.80	0.00
		TASP	0.00	39.00	0.00	0.00	39.00	0.00	0.00	47,70.20	0.00	47,70.20	0.00



**APPENDIX III - Grants-in-aid / ASSISTANCE GIVEN BY THE STATE GOVERNMENT - contd.**  
**(INSTITUTION WISE AND SCHEME WISE)**

Recipients	Scheme	TSP/ SCSP/ Normal/ FC/ EAP	2015-2016					Of the total amount released, amount sanctioned for creation of assets (FROM SANCTION ORDER/ SCHEME DESIGN)	2014-2015			Of the total amount released, amount sanctioned for creation of assets (FROM SANCTION ORDER/ SCHEME DESIGN)	
			Non-Plan	Plan			Total		Non-Plan	Plan	Total		
				State Plan	State Share of CSS	CP and GOI Share of CSS			State Plan	CSS/CP			
							(₹ in lakh)					(₹ in lakh)	
	Grants-in-aid to Technical Education Improvement Programme	Normal	0.00	409.87	0.00	0.00	4,09.87	0.00	0.00	2,22.00	0.00	2,22.00	0.00
		TASP	0.00	69.28	0.00	0.00	69.28	0.00	0.00	78.00	0.00	78.00	0.00
		SCSP	0.00	75.75	0.00	0.00	75.75	0.00	0.00	0.00	0.00	0.00	0.00
18. Principal, Birsa Institute of Technology, Meshra, Ranchi	Grants-in-aid	Normal	0.00	5,28.65	0.00	0.00	5,28.65	0.00	0.00	0.00	0.00	0.00	0.00
		TASP	0.00	1,00.00	0.00	0.00	1,00.00	0.00	0.00	0.00	0.00	0.00	0.00
19. Nagar Nigams in Jharkhand	Drinking Water Supply, Handpump repairing, construction of Sewerages, construction of Drainage	Normal/ TASP/ SCSP	0.00	0.00	0.00	0.00	0.00	0.00	3,72.00	38,63.67	0.00	42,35.67	0.00
	Grants-in-aid for Water and Sanitation	Normal	1,75.00	0.00	0.00	0.00	1,75.00	0.00	0.00	0.00	0.00	0.00	0.00
	Grants-in-aid on Recommendation of 14th Finance Commission under General Basic Grant	Normal	1,23,34.29	0.00	0.00	0.00	1,23,34.29	0.00	0.00	0.00	0.00	0.00	0.00
	Grants-in-aid for payment of salaries to their Permanent Employees	Normal	7,67.77	0.00	0.00	0.00	7,67.77	0.00	0.00	0.00	0.00	0.00	0.00
20. Municipalities/ Nagar Panchayat/ Nagar Parishad/ Notified Area Committees	Drinking Water Supply, Handpump repairing, construction of Sewerages, construction of Drainage, Solid Waste Management	Normal/ TASP/ SCSP	0.00	0.00	0.00	0.00	0.00	0.00	6,18.98	72,74.24	0.00	78,93.22	0.00
	Grants to Municipal Councils on recommendation of 13th Finance Commission under General Performance Grant	Normal	13,14.36	0.00	0.00	0.00	13,14.36	0.00	0.00	0.00	0.00	0.00	0.00

**APPENDIX III - Grants-in-aid / ASSISTANCE GIVEN BY THE STATE GOVERNMENT - contd.**  
**(INSTITUTION WISE AND SCHEME WISE)**

Recipients	Scheme	TSP/ SCSP/ Normal/ FC/ EAP	2015-2016					Of the total amount released, amount sanctioned for creation of assets (FROM SANCTION ORDER/ SCHEME DESIGN)	2014-2015			Of the total amount released, amount sanctioned for creation of assets (FROM SANCTION ORDER/ SCHEME DESIGN)	
			Non-Plan	Plan			Total		Non-Plan	Plan			Total
				State Plan	State Share of CSS	CP and GOI Share of CSS				State Plan	CSS/CP		
			<i>(₹ in lakh)</i>										
Grants-in-aid to Municipal Councils/ Municipalities on recommendation of 14th Finance Commission under General Basic Grant	Normal		46,26.33	0.00	0.00	0.00	46,26.33	0.00	0.00	0.00	0.00	0.00	0.00
Assistance Grants to Urban Local Bodies for Supply of Drinking Water	Normal TASP		0.00	40,00.00	0.00	0.00	40,00.00	0.00	0.00	0.00	0.00	0.00	0.00
			0.00	25,00.00	0.00	0.00	25,00.00	0.00	0.00	0.00	0.00	0.00	0.00
Grants-in-aid for construction of sewerage and Drainage	Normal		0.00	20,00.00	0.00	0.00	20,00.00	20,00.00	0.00	0.00	0.00	0.00	0.00
Grants-in-aid for Solid Waste Management Scheme	Normal TASP		0.00	4,00.00	0.00	0.00	4,00.00	0.00	0.00	0.00	0.00	0.00	0.00
			0.00	5,00.00	0.00	0.00	5,00.00	0.00	0.00	0.00	0.00	0.00	0.00
Grants-in-aid for supply of Drinking Water	TASP		0.00	1,00,00.00	0.00	0.00	1,00,00.00	0.00	0.00	0.00	0.00	0.00	0.00
Grants-in-aid for Salary and Other Allowances to Executives and other Officers posted in ULBs.	Normal		11,66.02	0.00	0.00	0.00	11,66.02	0.00	0.00	0.00	0.00	0.00	0.00
Grants-in-aid for Pradhan Mantri Awas Yojana (PMAY)	Normal TASP		0.00	13,68.54	0.00	23,64.63	37,33.17	13,68.54	0.00	0.00	0.00	0.00	0.00
			0.00	11,31.34	0.00	22,62.69	33,94.03	11,31.34	0.00	0.00	0.00	0.00	0.00
Grants-in-aid for Rajiv Awas Yojana (RAY)	Normal TASP		0.00	0.00	4.32	10.00	14.32	14.32	0.00	0.00	0.00	0.00	0.00
			0.00	0.00	0.00	17.82	17.82	17.82	0.00	0.00	0.00	0.00	0.00
Grants-in-aid for Water Supply and Sanitation	Normal		2,50.00	2,30.00	0.00	0.00	4,80.00	0.00	0.00	0.00	0.00	0.00	0.00
Drinking Water Supply, Handpump repairing, construction of Sewerages, construction of Drainage	Normal/ TASP/ SCSP		0.00	0.00	0.00	0.00	0.00	0.00	1,51.02	22,03.60	0.00	23,54.62	0.00

**APPENDIX III - Grants-in-aid / ASSISTANCE GIVEN BY THE STATE GOVERNMENT - contd.**  
**(INSTITUTION WISE AND SCHEME WISE)**

Recipients	Scheme	TSP/ SCSP/ Normal/ FC/ EAP	2015-2016					Of the total amount released, amount sanctioned for creation of assets (FROM SANCTION ORDER/ SCHEME DESIGN)	2014-2015			Of the total amount released, amount sanctioned for creation of assets (FROM SANCTION ORDER/ SCHEME DESIGN)	
			Non-Plan	Plan			Total		Non-Plan	Plan			Total
				State Plan	State Share of CSS	CP and GOI Share of CSS				State Plan	CSS/CP		
							(₹ in lakh)						(₹ in lakh)
	Grants-in-aid for Payment under 6th Pay Commission, establishment of Appealate Tribunal, Salary for Executive Officers/ Councillers and Members etc., Election of different Bodies	Normal	3,22.21	0.00	0.00	0.00	3,22.21	0.00	5,36.37	0.00	0.00	5,36.37	0.00
	Grants-in-aid for Land Management and acquisition, Urban Poverty Eradication Programme, JNNURM, Greater Ranchi Development	Normal	0.00	4,54,47.00	0.00	0.00	4,54,47.00	0.00	0.00	3,90.75	0.00	3,90.75	0.00
		TASP	0.00	1,84,39.49	0.00	0.00	1,84,39.49	45,00.00	0.00	9,83.77	0.00	9,83.77	0.00
		SCSP	0.00	18,65.02	0.00	0.00	18,65.02	0.00	0.00	0.00	0.00	0.00	0.00
21. Nagar Nigam/Nagar Palika/ Nagar Parishad/ Nagar Panchayat/ Notified Area Committee/ R.R.D.A./ Directorate of Urban Administration	Grants-in-aid for Uniform, Insurance Repairing and Tool Kit to Rickshaw Pullers. Consultation Fees, Preparation of D.P.R., Salary, G.B.G. in the light of 13th Finance Commission, JUIDCO, Land Acquisition, Judicial Tribunal, SJSRY, JnNURM, Honorarium to elected Members of local bodies, Tribunal establishment charges etc.	Normal	0.00	0.00	0.00	0.00	0.00	0.00	1,62,35.53	3,12.82	0.00	1,65,48.35	0.00
		TASP	0.00	0.00	0.00	0.00	0.00	0.00	0.00	1,00.00	0.00	1,00.00	0.00

**APPENDIX III - Grants-in-aid / ASSISTANCE GIVEN BY THE STATE GOVERNMENT - contd.**  
(INSTITUTION WISE AND SCHEME WISE)

Recipients	Scheme	TSP/ SCSP/ Normal/ FC/ EAP	2015-2016					Of the total amount released, amount sanctioned for creation of assets (FROM SANCTION ORDER/ SCHEME DESIGN)	2014-2015			Of the total amount released, amount sanctioned for creation of assets (FROM SANCTION ORDER/ SCHEME DESIGN)	
			Non-Plan	Plan			Total		Non-Plan	Plan			Total
				State Plan	State Share of CSS	CP and GOI Share of CSS				State Plan	CSS/CP		
							(₹ in lakh)						(₹ in lakh)
	Grants-in-aid for distribution of Rickshaw, IHSDP/RAY, Land Acquisition, Slum free City Plan, Transport System, Civil Amenities, Environment and Forest Schemes, Share Capital to JUIDCO	TSP	0.00	0.00	0.00	0.00	0.00	0.00	0.00	1,23,34.42	0.00	1,23,34.42	0.00
		Normal	0.00	0.00	0.00	0.00	0.00	0.00	0.00	18,27.69	0.00	18,27.69	0.00
		SCSP	0.00	0.00	0.00	0.00	0.00	0.00	0.00	11,82.23	0.00	11,82.23	0.00
	Grants-in-aid for Urban Poverty Eradication and Social Welfare, Civil Amenities, Transport System	Normal	0.00	1,56,82.66	0.00	0.00	1,56,82.66	0.00	0.00	0.00	0.00	0.00	0.00
		TASP	0.00	2,89,50.08	0.00	0.00	2,89,50.08	0.00	0.00	0.00	0.00	0.00	0.00
		SCSP	0.00	19,41.76	0.00	0.00	19,41.76	0.00	0.00	0.00	0.00	0.00	0.00
22. Directorate of Urban Administration, Jharkhand, Ranchi	Grants-in-aid of New Capital Ranchi on the recommendation of 12th Finance Commission	Normal	36,00.00	0.00	0.00	0.00	36,00.00	0.00	0.00	0.00	0.00	0.00	0.00
	Grants-in-aid for National Urban Livelihood Mission (NULM) (Central Share)	Normal	0.00	0.00	0.00	6,58.11	6,58.11	0.00	0.00	0.00	0.00	0.00	0.00
		TASP	0.00	0.00	0.00	71.45	71.45	0.00	0.00	0.00	0.00	0.00	0.00
	Grants-in-aid for Urban Planning and Project Management, Urban Reforms	Normal	0.00	8,92.01	0.00	0.00	8,92.01	0.00	0.00	0.00	0.00	0.00	0.00
		TASP	0.00	12,39.61	0.00	0.00	12,39.61	0.00	0.00	0.00	0.00	0.00	0.00
	Grants-in-aid for Swachh Bharat Mission	Normal	0.00	0.00	30,82.71	15,58.33	46,41.04	0.00	0.00	0.00	0.00	0.00	0.00
		TASP	0.00	0.00	33,68.26	18,00.00	51,68.26	0.00	0.00	0.00	0.00	0.00	0.00
	Grants-in-aid for Skill Development and Capacity Building	TASP	0.00	14.83	0.00	0.00	14.83	0.00	0.00	0.00	0.00	0.00	0.00
	Grants-in-aid for Creation and Operationalisation of Institutions	TASP	0.00	14,00.00	0.00	0.00	14,00.00	14,00.00	0.00	0.00	0.00	0.00	0.00

**APPENDIX III - Grants-in-aid / ASSISTANCE GIVEN BY THE STATE GOVERNMENT - contd.**  
**(INSTITUTION WISE AND SCHEME WISE)**

Recipients	Scheme	TSP/ SCSP/ Normal/ FC/ EAP	2015-2016					Of the total amount released, amount sanctioned for creation of assets (FROM SANCTION ORDER/ SCHEME DESIGN)	2014-2015			Of the total amount released, amount sanctioned for creation of assets (FROM SANCTION ORDER/ SCHEME DESIGN)		
			Non-Plan	Plan			Total		Non-Plan	Plan			Total	
				State Plan	State Share of CSS	CP and GOI Share of CSS				State Plan	CSS/CP			
														<i>(₹ in lakh)</i>
	Grants-in-aid for Smart City	TASP	0.00	0.00	0.00	2,00.00	2,00.00	2,00.00	0.00	0.00	0.00	0.00	0.00	0.00
	Grants-in-aid for Urban renewal Mission	TASP	0.00	0.00	4,85.57	1,33.33	6,18.90	6,18.90	0.00	0.00	0.00	0.00	0.00	0.00
23. Dy. Secretary (Personnel), Director- Army Welfare Directorate and Dy. Secretary (Home)	Backward Class Commission, Sound and Light Show, Grants-in-aid, Upgradation of Libraries, Sainik Rally, Army Mela and Pension Adalat, Legal Aid to Poor	Normal	2,34.32	0.00	0.00	0.00	2,34.32	0.00	1,16.94	0.00	0.00	1,16.94	0.00	0.00
24. Managing Director- Dy. Secretary Planning and Construction (Greater Ranchi) / Executive Engineer, Drinking Water and Sanitation Department	Share Capital, Grants-in-aid, Drinking Water Supply, Upgradation of the district	Normal/ TASP/ SCSP	0.00	0.00	0.00	0.00	0.00	0.00	0.00	10,00.00	0.00	10,00.00	0.00	0.00
25. Executive Engineer, D.W.& S. Division, Ranchi (West)	Grants-in-aid for N.R.D.W.P.	Normal TASP SCSP	0.00 0.00 0.00	0.00 0.00 0.00	0.00 0.00 0.00	0.00 0.00 0.00	0.00 0.00 0.00	0.00 0.00 0.00	0.00 0.00 0.00	2,20,52.38 1,20,06.23 56,65.43	0.00 0.00 0.00	2,20,52.38 1,20,06.23 56,65.43	0.00 0.00 0.00	0.00 0.00 0.00
26. Director, Rajendra Institute of Medical Science, Ranchi	Grants-in-aid to Rajendra Institute of Medical Science for Establishment Cost/ Development and Upgradation	Normal TASP	0.00 0.00	0.00 1,40,00.00	0.00 0.00	0.00 0.00	0.00 1,40,00.00	0.00 0.00	1,40,00.00 0.00	0.00 35,00.00	0.00 0.00	1,40,00.00 35,00.00	0.00 0.00	0.00 0.00
	Grants-in-aid to RINPASS, Kanke, Ranchi	Normal TASP	0.00 0.00	0.00 15,00.00	0.00 0.00	0.00 0.00	0.00 15,00.00	0.00 0.00	23,36.13 0.00	15,00.00 0.00	0.00 0.00	38,36.13 0.00	0.00 0.00	0.00 0.00
	GIA for National Health Mission	Normal	0.00	0.00	0.00	0.00	0.00	0.00	0.00	1,55.00	0.00	1,55.00	0.00	0.00
27. Director, Employees State Insurance Scheme	Grants-in-aid for Employees State Insurance Scheme	Normal	0.00	2,27,52.87	0.00	1,87,42.00	4,14,94.87	0.00	0.00	0.00	0.00	0.00	0.00	0.00

**APPENDIX III - Grants-in-aid / ASSISTANCE GIVEN BY THE STATE GOVERNMENT - contd.**  
**(INSTITUTION WISE AND SCHEME WISE)**

Recipients	Scheme	TSP/ SCSP/ Normal/ FC/ EAP	2015-2016					Of the total amount released, amount sanctioned for creation of assets (FROM SANCTION ORDER/ SCHEME DESIGN)	2014-2015			Of the total amount released, amount sanctioned for creation of assets (FROM SANCTION ORDER/ SCHEME DESIGN)	
			Non-Plan	Plan			Total		Non-Plan	Plan			Total
				State Plan	State Share of CSS	CP and GOI Share of CSS				State Plan	CSS/CP		
							(₹ in lakh)						(₹ in lakh)
28. Director, N.R.H.M.	Grants-in-aid for National Health Mission	Normal	0.00	0.00	0.00	1,21,33.32	1,21,33.32	0.00	0.00	0.00	0.00	0.00	0.00
	Grants-in-aid for Pharmacy Training	Normal	1,72,20.82	0.00	0.00	0.00	1,72,20.82	0.00	0.00	0.00	0.00	0.00	0.00
	Grants-in-aid for Mental Asylum-Establishment Expenses of State Mental Health- Grants for Consolidated Maintenance Expenses	Normal	25,27.64	0.00	0.00	0.00	25,27.64	0.00	0.00	0.00	0.00	0.00	0.00
	Grants-in-aid for Viability Gap Funding for setting up of Medico City and New Medical Colleges under Private/Public Sector	Normal	0.00	59.96	0.00	0.00	59.96	0.00	0.00	0.00	0.00	0.00	0.00
	Grants-in-aid for National Rural Drinking Water Programme (NRDWP)	Normal	0.00	70,07.56	0.00	98,00.99	1,68,08.55	0.00	0.00	0.00	0.00	0.00	0.00
		TASP	0.00	41,42.88	0.00	24,49.85	65,92.73	0.00	0.00	0.00	0.00	0.00	0.00
		SCSP	0.00	19,56.06	0.00	15,30.24	34,86.30	0.00	0.00	0.00	0.00	0.00	0.00
	Grants-in-aid for Rural Sanitation	Normal	0.00	1,26,17.00	0.00	31,83.31	1,58,00.31	0.00	0.00	0.00	0.00	0.00	0.00
		TASP	0.00	1,01,43.00	0.00	12,30.90	1,13,73.90	0.00	0.00	0.00	0.00	0.00	0.00
		SCSP	0.00	25,28.00	0.00	9,34.49	34,62.49	0.00	0.00	0.00	0.00	0.00	0.00
29. Director, Jharkhand State Water and Sanitation Mission Society	Grants-in-aid for Jharkhand State Water and Sanitation Mission Society	TASP	0.00	25,00.00	0.00	0.00	25,00.00	0.00	0.00	0.00	0.00	0.00	0.00
30. Principal, Birsa Agriculture University Kanke, Ranchi	Grants-in-aid to Birsa Agriculture University Pension amount distribution ; Establishment of State Agricultural College	Normal	5498.86	0.00	0.00	0.00	54,98.86	0.00	0.00	22,70.57	0.00	22,70.57	0.00
		TASP	0.00	50,57.86	0.00	0.00	50,57.86	0.00	0.00	48,75.44	0.00	48,75.44	0.00

**APPENDIX III - Grants-in-aid / ASSISTANCE GIVEN BY THE STATE GOVERNMENT - contd.**  
**(INSTITUTION WISE AND SCHEME WISE)**

Recipients	Scheme	TSP/ SCSP/ Normal/ FC/ EAP	2015-2016					Of the total amount released, amount sanctioned for creation of assets (FROM SANCTION ORDER/ SCHEME DESIGN)	2014-2015			Of the total amount released, amount sanctioned for creation of assets (FROM SANCTION ORDER/ SCHEME DESIGN)	
			Non-Plan	Plan			Total		Non-Plan	Plan			Total
				State Plan	State Share of CSS	CP and GOI Share of CSS				State Plan	CSS/CP		
							(₹ in lakh)						
31. Dy. Director, State Bio Mission (Garden)	Grants-in-aid for State Bio Mission ; State Organic Mission	Normal	0.00	50.00	0.00	0.00	50.00	0.00	0.00	1,00.00	0.00	1,00.00	0.00
		TASP	0.00	0.00	0.00	0.00	0.00	0.00	0.00	2,60.00	0.00	2,60.00	0.00
		SCSP	0.00	20.00	0.00	0.00	20.00	0.00	0.00	40.00	0.00	40.00	0.00
	Grants-in-aid for State Spices Mission	Normal	0.00	50.00	0.00	0.00	50.00	0.00	0.00	1,00.00	0.00	1,00.00	0.00
		TASP	0.00	0.00	0.00	0.00	0.00	0.00	0.00	2,60.00	0.00	2,60.00	0.00
		SCSP	0.00	20.00	0.00	0.00	20.00	0.00	0.00	40.00	0.00	40.00	0.00
32. Director of concerned Institution	Grants-in-aid to JHARPARKS	TASP	0.00	50.00	0.00	0.00	50.00	0.00	0.00	0.00	0.00	0.00	0.00
	Grants-in-aid to Jharkhand State Zoo Authority	TASP	0.00	5,00.00	0.00	0.00	5,00.00	0.00	0.00	0.00	0.00	0.00	0.00
	Grants-in-aid to State Bio-diversity Board Authority	TASP	0.00	2,00.00	0.00	0.00	2,00.00	0.00	0.00	0.00	0.00	0.00	0.00
33. Rural Development Officer, DRDA	Grants-in-aid under "Swaranjayanti Swarojgar Yojna"	Normal	0.00	0.00	0.00	0.00	0.00	0.00	0.00	53,10.00	0.00	53,10.00	0.00
		TASP	0.00	0.00	0.00	0.00	0.00	0.00	0.00	18,90.00	0.00	18,90.00	0.00
34. Director, Fishery Directorate, Ranchi	Grants-in-aid for establishment of JHASCOFISH	Normal	0.00	0.00	0.00	0.00	0.00	0.00	0.00	1,45.00	0.00	1,45.00	0.00
		TASP	0.00	0.00	0.00	0.00	0.00	0.00	0.00	75.00	0.00	75.00	0.00
		SCSP	0.00	0.00	0.00	0.00	0.00	0.00	0.00	35.00	0.00	35.00	0.00
35. Dy. Director, Soil Conservation, Ranchi	Grants-in-aid for Jharkhand Agriculture and Soil Management, Ranchi	Normal	0.00	2,50.00	0.00	0.00	2,50.00	0.00	0.00	0.00	0.00	0.00	0.00
		TASP	0.00	2,50.00	0.00	0.00	2,50.00	0.00	0.00	500.00	0.00	500.00	0.00
36. Deputy Commissioners of concerned districts	Grants-in-aid for Non-integrated works, "Mukhyamantry Gramin Path Yojna", Additional Central Assistance to Naxal affected districts	Normal	0.00	0.00	0.00	0.00	0.00	0.00	0.00	2,20,00.00	0.00	2,20,00.00	0.00
		TASP	0.00	0.00	0.00	0.00	0.00	0.00	0.00	3,35,00.00	0.00	3,35,00.00	0.00
		SCSP	0.00	0.00	0.00	0.00	0.00	0.00	0.00	1,25,00.00	0.00	1,25,00.00	0.00
37. Director, Agriculture, Jharkhand, Ranchi (#)	Grants-in-aid for Rashtriya Bagwani Mission ; Jharkhand Agriculture Card scheme	Normal	0.00	32.00	0.00	0.00	32.00	0.00	0.00	18,36.00	0.00	18,36.00	0.00
		TASP	0.00	61.08	0.00	30,50.11	31,11.19	0.00	0.00	49,64.00	0.00	49,64.00	0.00

**APPENDIX III - Grants-in-aid / ASSISTANCE GIVEN BY THE STATE GOVERNMENT - contd.**  
**(INSTITUTION WISE AND SCHEME WISE)**

Recipients	Scheme	TSP/ SCSP/ Normal/ FC/ EAP	2015-2016					Of the total amount released, amount sanctioned for creation of assets (FROM SANCTION ORDER/ SCHEME DESIGN)	2014-2015			Of the total amount released, amount sanctioned for creation of assets (FROM SANCTION ORDER/ SCHEME DESIGN)		
			Non-Plan	Plan			Total		Non-Plan	Plan			Total	
				State Plan	State Share of CSS	CP and GOI Share of CSS				State Plan	CSS/CP			
							(₹ in lakh)						(₹ in lakh)	
	Grants-in-aid to State Medicinal Mission	Normal	0.00	40.00	0.00	0.00	40.00	0.00	0.00	0.00	0.00	0.00	0.00	
		SCSP	0.00	10.00	0.00	0.00	10.00	0.00	0.00	0.00	0.00	0.00	0.00	
	Grants-in-aid for Development of Departmental Basic Infrastructure ; Millte Farming ; Extension Reforms ; Fertiliser Storage ; JAMTTC ; ATMA and SAMETI ; Jharkhand State Agriculture Development Corporation Limited ; Seed Certification Agency	TASP	0.00	11,02.00	0.00	0.00	11,02.00	0.00	0.00	0.00	0.00	0.00	0.00	
	Grants-in-aid for Establishment and Strengthening of Agriculture Laboratories	Normal	0.00	4.86	0.00	0.00	4.86	4.86	0.00	0.00	0.00	0.00	0.00	
		TASP	0.00	56.54	0.00	0.00	56.54	56.54	0.00	0.00	0.00	0.00	0.00	
38. Addl. Secretary, Rural Development Department, Jharkhand, Ranchi (#)	Grants-in aid for "Mahatma Gandhi Rashtriya Gramin Rojgar Guarantee Yojna"	Normal	0.00	0.00	0.00	0.00	0.00	0.00	0.00	8,085.00	7,27,65.00	8,08,50.00	0.00	
		TASP	0.00	0.00	0.00	0.00	0.00	0.00	0.00	59,40.00	5,34,60.00	5,94,00.00	0.00	
		SCSP	0.00	0.00	0.00	0.00	0.00	0.00	0.00	24,75.00	2,22,75.00	2,47,50.00	0.00	
	Grants-in-aid for Comprehensive Rural Employment Scheme - National Rural Employment Guarantee Act	Normal	0.00	85,47.21	0.00	4,79,61.15	5,65,08.36	0.00	0.00	0.00	0.00	0.00	0.00	0.00
		TASP	0.00	62,79.58	0.00	3,52,36.76	4,15,16.34	0.00	0.00	0.00	0.00	0.00	0.00	0.00
		SCSP	0.00	26,16.49	0.00	1,46,81.99	1,72,98.48	0.00	0.00	0.00	0.00	0.00	0.00	0.00
	Grants-in-aid for "Indira Awas Yojna"	Normal	0.00	1,72,48.00	0.00	84,21.49	2,56,69.49	84,21.49	0.00	88,20.00	2,64,60.00	3,52,80.00	3,52,80.00	
		TASP	0.00	1,26,72.00	0.00	1,54,59.04	2,81,31.04	1,26,72.00	0.00	64,80.00	1,94,40.00	2,59,20.00	2,59,20.00	
		SCSP	0.00	52,80.00	0.00	55,39.11	1,08,19.11	52,80.00	0.00	27,00.00	81,00.00	1,08,00.00	1,08,00.00	
	Grants-in-aid for Drought Prone Areas Programme	Normal	0.00	4,41.00	0.00	0.00	4,41.00	0.00	0.00	0.00	0.00	0.00	0.00	
	SCSP	0.00	1,35.00	0.00	0.00	1,35.00	0.00	0.00	0.00	0.00	0.00	0.00		
	TASP	0.00	3,24.00	0.00	3,48.75	6,72.75	0.00	0.00	0.00	0.00	0.00	0.00		



**APPENDIX III - Grants-in-aid / ASSISTANCE GIVEN BY THE STATE GOVERNMENT - contd.**  
**(INSTITUTION WISE AND SCHEME WISE)**

Recipients	Scheme	TSP/ SCSP/ Normal/ FC/ EAP	2015-2016					Of the total amount released, amount sanctioned for creation of assets (FROM SANCTION ORDER/ SCHEME DESIGN)	2014-2015			Of the total amount released, amount sanctioned for creation of assets (FROM SANCTION ORDER/ SCHEME DESIGN)	
			Non-Plan	Plan			Total		Non-Plan	Plan			Total
				State Plan	State Share of CSS	CP and GOI Share of CSS				State Plan	CSS/CP		
							( ₹ in lakh)					( ₹ in lakh)	
	Grants-in-aid for Pradhanmantri Krishi Sinchai Yojana	Normal	0.00	15,42.00	0.00	23,12.00	38,54.00	0.00	0.00	0.00	0.00	0.00	0.00
		SCSP	0.00	3,04.00	0.00	4,56.00	7,60.00	0.00	0.00	0.00	0.00	0.00	0.00
		TASP	0.00	1,82.00	0.00	2,72.00	4,54.00	0.00	0.00	0.00	0.00	0.00	0.00
	Grants-in-aid for Swarna Jayanti Gram Swarajgar Yojana - Scheme for General	Normal	0.00	35,40.51	0.00	52,01.98	87,42.49	0.00	0.00	0.00	0.00	0.00	0.00
		SCSP	0.00	11,75.09	0.00	15,01.07	26,76.16	0.00	0.00	0.00	0.00	0.00	0.00
		TASP	0.00	34,10.35	0.00	31,42.24	65,52.59	0.00	0.00	0.00	0.00	0.00	0.00
39. Rural Road Development Authority, Ranchi	Grants-in-aid for Upgradation and Strengthening of Rural Road Development Authority	Normal	0.00	0.00	0.00	0.00	0.00	0.00	0.00	2,00.00	0.00	2,00.00	2,00.00
		TASP	0.00	0.00	0.00	0.00	0.00	0.00	0.00	3,00.00	0.00	3,00.00	3,00.00
	Grants-in-aid to Youth and Skill Development through Co-operative Societies ; Consolidated Co-operative Development Project ; I.C.D.P. , financed by N.C.D.C.	Normal	0.00	1,28.84	0.00	0.00	1,28.84	0.00	0.00	0.00	0.00	0.00	0.00
		TASP	0.00	2,50.38	0.00	0.00	2,50.38	0.00	0.00	0.00	0.00	0.00	0.00
	Grants-in-aid for Information, Extension, Seminar, Training and Member's education in Co-operative Societies ; Infrastructure Development of Co-operative societies and Regional Offices	TASP	0.00	8,32.00	0.00	0.00	8,32.00	0.00	0.00	0.00	0.00	0.00	0.00

**APPENDIX III - Grants-in-aid / ASSISTANCE GIVEN BY THE STATE GOVERNMENT - contd.**  
**(INSTITUTION WISE AND SCHEME WISE)**

Recipients	Scheme	TSP/ SCSP/ Normal/ FC/ EAP	2015-2016					Of the total amount released, amount sanctioned for creation of assets (FROM SANCTION ORDER/ SCHEME DESIGN)	2014-2015			Of the total amount released, amount sanctioned for creation of assets (FROM SANCTION ORDER/ SCHEME DESIGN)	
			Non-Plan	Plan			Total		Non-Plan	Plan			Total
				State Plan	State Share of CSS	CP and GOI Share of CSS				State Plan	CSS/CP		
							(₹ in lakh)						(₹ in lakh)
	Grants-in-aid for contribution to the Share Capital of Jharkhand state tribal Co-operative Fruits & Vegetables Union ; youth and Skill Development through Co-operative Societies ; Grant to Apex and other Co-operative Societies	SCSP TASP	0.00 0.00	3,58.34 10,25.00	0.00 0.00	0.00 0.00	3,58.34 10,25.00	0.00 0.00	0.00 0.00	0.00 0.00	0.00 0.00	0.00 0.00	0.00 0.00
	Grants-in-aid for premium of National Corp Insurance Fund under Agriculture Insurance and other Expenditure	Normal TASP SCSP	0.00 0.00 0.00	21,90.00 9,49.00 0.00	0.00 0.00 0.00	0.00 0.00 0.00	21,90.00 9,49.00 0.00	0.00 0.00 0.00	0.00 0.00 0.00	2,70.00 4,50.00 1,80.00	0.00 0.00 0.00	2,70.00 4,50.00 1,80.00	0.00 0.00 0.00
40. Chairman, Jharkhand State Housing Board	Land Acquisition and Development Works	Normal TASP	0.00 0.00	8,00.00 12,50.00	0.00 0.00	0.00 0.00	8,00.00 12,50.00	0.00 0.00	0.00 0.00	0.00 0.00	0.00 0.00	0.00 0.00	0.00 0.00
	Grants-in-aid for E-governance - Computerisation of Housing Board	TASP	0.00	1,00.00	0.00	0.00	1,00.00	0.00	0.00	0.00	0.00	0.00	0.00
41. Mineral Area Development Authority	Grants-in-aid to Mineral Area Development Authority, Dhanbad	Normal	1,23,31.00	0.00	0.00	0.00	1,23,31.00	0.00	0.00	0.00	0.00	0.00	0.00
42. Dy. Secretary, Urban Development Deptt. Jharkhand, Ranchi (#)	Grants-in-aid for SJSRY, JnNURM, IHSDP, Printing and Skill development, JUIDCO, RAY/CLTC and Urban Water Supply	Normal	0.00	40,02.29	0.00	0.00	40,02.29	0.00	0.00	11,96.20	42,12.02	54,08.22	0.00

**APPENDIX III - Grants-in-aid / ASSISTANCE GIVEN BY THE STATE GOVERNMENT - contd.**  
**(INSTITUTION WISE AND SCHEME WISE)**

Recipients	Scheme	TSP/ SCSP/ Normal/ FC/ EAP	2015-2016					Of the total amount released, amount sanctioned for creation of assets (FROM SANCTION ORDER/ SCHEME DESIGN)	2014-2015			Of the total amount released, amount sanctioned for creation of assets (FROM SANCTION ORDER/ SCHEME DESIGN)	
			Non-Plan	Plan			Total		Non-Plan	Plan			Total
				State Plan	State Share of CSS	CP and GOI Share of CSS				State Plan	CSS/CP		
			(₹ in lakh)										
	Grants-in-aid for JnNURM, IHSDP, Water Supply Scheme, RAY-Slum free City Plan, Construction of Bus Stopage, SPMG	TASP	0.00	0.00	5,00.00	0.00	5,00.00	5,00.00	0.00	56,30.08	18,52.62	74,82.70	0.00
43. Secretary, State Election Commission, Jharkhand, Ranchi and District's Election Officer	Grants-in-aid for election of Local Urban Bodies	Normal	3,45.59	0.00	0.00	0.00	3,45.59	0.00	6,90.27	0.00	0.00	6,90.27	0.00
44. Dy. Secretary, Welfare Department, Jharkhand, Ranchi	Grants-in-aid for SCA to TSP / Jharkhand State Scheduled Castes Co-operative Development Corporation, Ranchi	TASP	0.00	1,00,00.00	0.00	0.00	1,00,00.00	0.00	0.00	1,31,00.00	0.00	1,31,00.00	0.00
		SCSP	0.00	20,00.00	0.00	0.00	20,00.00	0.00	0.00	0.00	0.00	0.00	0.00
45. Tribal Welfare Commissioner, Jharkhand, Ranchi (#)	Grants-in-aid for Commercial Training, Backward Class Development Corporation, Messo Rural Hospitals, Birsa Munda School, Bundu,- Birsa Munda Ulhatu Primary School, Education and Legal aid, Medical aid	TASP	0.00	13,28.73	0.00	0.00	13,28.73	0.00	0.00	27,58.82	0.00	27,58.82	0.00
		Normal	0.00	1,77.74	0.00	0.00	1,77.74	0.00	0.00	0.00	0.00	0.00	0.00
		SCSP	0.00	67.55	0.00	0.00	67.55	0.00	0.00	0.00	0.00	0.00	0.00
			0.00										
	Grants-in-aid to Jharkhand Tribal Development Society, Ranchi - Jharkhand Tribal Empowerment and Livelyhood Project, Schemes run by Minority Development and Finance Corporation, Special Health Scheme to Tribals	TASP	0.00	19,10.00	0.00	0.00	19,10.00	0.00	0.00	4,50.00	0.00	4,50.00	0.00
		Normal	0.00	33.11	0.00	0.00	33.11	0.00	0.00	0.00	0.00	0.00	0.00

**APPENDIX III - Grants-in-aid / ASSISTANCE GIVEN BY THE STATE GOVERNMENT - contd.**  
**(INSTITUTION WISE AND SCHEME WISE)**

Recipients	Scheme	TSP/ SCSP/ Normal/ FC/ EAP	2015-2016					Of the total amount released, amount sanctioned for creation of assets (FROM SANCTION ORDER/ SCHEME DESIGN)	2014-2015			Of the total amount released, amount sanctioned for creation of assets (FROM SANCTION ORDER/ SCHEME DESIGN)	
			Non-Plan	Plan			Total		Non-Plan	Plan			Total
				State Plan	State Share of CSS	CP and GOI Share of CSS				State Plan	CSS/CP		
							(₹ in lakh)					(₹ in lakh)	
	Grants-in-aid to Ashram and Eklavya Schools	TASP	0.00	1,67.49	0.00	0.00	1,67.49	0.00	0.00	1,77.10	0.00	1,77.10	0.00
	Grants-in-aid to P.T.G. Schools	TASP	0.00	90.32	0.00	0.00	90.32	0.00	0.00	0.00	0.00	0.00	0.00
	Grants-in-aid for Jharkhand Tribal Advisory Council	Normal	2.50	0.00	0.00	0.00	2.50	0.00	0.00	0.00	0.00	0.00	0.00
	Grants-in-aid to T.C.D.C., Legal aid and Medical aid	TASP	0.00	1,26.82	0.00	0.00	1,26.82	0.00	0.00	0.00	0.00	0.00	0.00
	Grants-in-aid to Integrated Tribal Development Agency	TASP	0.00	5,33.19	0.00	0.00	5,33.19	0.00	0.00	0.00	0.00	0.00	0.00
	Grants-in-aid to Jharkhand Tribal Research Institute, Ranchi	TASP	0.00	51.30	0.00	0.00	51.30	0.00	0.00	0.00	0.00	0.00	0.00
	Grants-in-aid to Vanbandhu Kalyan Yojana	TASP	0.00	0.00	23,44.80	0.00	23,44.80	0.00	0.00	0.00	0.00	0.00	0.00
	Grants-in-aid for Vocational education for Scheduled Tribes - Grants to Non-Government Institutions, Welfare of Paharia (Mid day Meal)	TASP	0.00	5,91.33	0.00	0	5,91.33	0.00	0.00	0.00	0.00	0.00	0.00
46. District's Welfare Officer / D.C.of different districts	Grants-in-aid for Medical assistance to OSP & TSP area / Birsa Munda School, Khunti / establishment of Samanvik Anusuchit Janjati Vikash Abhikaran / Grant to N.G.O.s.	TASP	0.00	0.00	0.00	0.00	0.00	0.00	0.00	2,05.29	0.00	2,05.29	0.00
47. Dy. Secretary, Labour and Employment Department	Grants-in-aid for Skill Development Mission	TASP	0.00	30,00.00	0.00	0.00	30,00.00		0.00	0.00	0.00	0.00	0.00

**APPENDIX III - Grants-in-aid / ASSISTANCE GIVEN BY THE STATE GOVERNMENT - contd.**  
**(INSTITUTION WISE AND SCHEME WISE)**

Recipients	Scheme	TSP/ SCSP/ Normal/ FC/ EAP	2015-2016					Of the total amount released, amount sanctioned for creation of assets (FROM SANCTION ORDER/ SCHEME DESIGN)	2014-2015			Of the total amount released, amount sanctioned for creation of assets (FROM SANCTION ORDER/ SCHEME DESIGN)	
			Non-Plan	Plan			Total		Non-Plan	Plan			Total
				State Plan	State Share of CSS	CP and GOI Share of CSS				State Plan	CSS/CP		
							(₹ in lakh)						(₹ in lakh)
48. Social Welfare Advisory Board and State Women Commission, Monitoring Cell, Old Age Home	Grants-in-aid for Pension Scheme for Primitive Tribal Group ; State Old Age Pension Scheme ; Widow Welfare Programme ; State Resource Centre for Women ; State Women Commission ; Tejshwani Yojana	Normal	0.00	52,37.09	0.00	0.00	52,37.09	0.00	0.00	0.00	0.00	0.00	0.00
		SCSP	0.00	18,50.79	0.00	0.00	18,50.79	0.00	0.00	0.00	0.00	0.00	0.00
		TASP	0.00	67,29.23	5.55	0.00	67,34.78	0.00	0.00	0.00	0.00	0.00	0.00
	Grants-in-aid for maintenance of newly built Blind / Deaf and Dump School : Assistance to Non-Government Institution for their Operation	Normal	0.00	67.18	0.00	0.00	67.18	0.00	0.00	0.00	0.00	0.00	0.00
		TASP	0.00	64.95	0.00	0.00	64.95	0.00	0.00	0.00	0.00	0.00	0.00
	Financial Assistance to Implementing Agency for National Family Benefit Scheme, Social Mobilisation under State Nutrition Mission, World Bank Assisted I.C.D.S. Project-IV ; One Stop Centre	Normal	0.00	4,90.78	0.00	0.00	4,90.78	0.00	0.00	0.00	0.00	0.00	0.00
		SCSP	0.00	2,12.30	0.00	0.00	2,12.30	0.00	0.00	0.00	0.00	0.00	0.00
		TASP	0.00	6,46.97	10.27	33.29	6,90.53	0.00	0.00	0.00	0.00	0.00	0.00
	Grants-in-aid for Establishment of Real Time Monitoring Cell, Conducting of office of the Jharkhand Women Development Committee, Integrated Child Protection Scheme (ICPS)	Normal	15.98	1,33.95	0.00	1,06.10	2,56.03	0.00	0.00	0.00	0.00	0.00	0.00
		TASP	0.00	37.49	0.00	0.00	37.49	0.00	0.00	0.00	0.00	0.00	0.00

**APPENDIX III - Grants-in-aid / ASSISTANCE GIVEN BY THE STATE GOVERNMENT - contd.**  
**(INSTITUTION WISE AND SCHEME WISE)**

Recipients	Scheme	TSP/ SCSP/ Normal/ FC/ EAP	2015-2016				Of the total amount released, amount sanctioned for creation of assets (FROM SANCTION ORDER/ SCHEME DESIGN)	2014-2015			Of the total amount released, amount sanctioned for creation of assets (FROM SANCTION ORDER/ SCHEME DESIGN)		
			Non-Plan	Plan		Total		Non-Plan	Plan			Total	
				State Plan	State Share of CSS				CP and GOI Share of CSS	State Plan			CSS/CP
							(₹ in lakh)						
	Grants-in-aid for spastic Children ; maintenance of Old Age Home ; Special Scheme for Juvenile Delinquent, Orphan and Destitute Children	Normal	0.00	66.57	0.00	0.00	66.57	0.00	0.00	0.00	0.00	0.00	0.00
	Grants-in-aid for Social Welfare Advisory Board	TASP	0.00	82.92	0.00	0.00	82.92	0.00	0.00	0.00	0.00	0.00	0.00
	Grants-in-aid for establishment of Office of the Jharkhand State Children Rights Protection Commission ; Integrated Child Protection Scheme ; Maintenance of After Care Home/ Nari Niketan/ Short Stay Home - cum - Training Centre for Deserted, Helpless and Estranged Women	TASP	0.00	6.06	0.00	0.00	6.06	0.00	0.00	0.00	0.00	0.00	0.00
	Grants-in-aid for implementation of Helpline Scheme ; Indira Gandhi Matritva Sahyog Yojana (IGMSY)	TASP	0.00	1,69.21	0.00	1,72.02	3,41.23	0.00	0.00	0.00	0.00	0.00	0.00
		TASP	0.00	27.44	34.54	16.75	78.73	0.00	0.00	0.00	0.00	0.00	0.00

**APPENDIX III - Grants-in-aid / ASSISTANCE GIVEN BY THE STATE GOVERNMENT - contd.**  
**(INSTITUTION WISE AND SCHEME WISE)**

Recipients	Scheme	TSP/ SCSP/ Normal/ FC/ EAP	2015-2016					Of the total amount released, amount sanctioned for creation of assets (FROM SANCTION ORDER/ SCHEME DESIGN)	2014-2015			Of the total amount released, amount sanctioned for creation of assets (FROM SANCTION ORDER/ SCHEME DESIGN)	
			Non-Plan	Plan			Total		Non-Plan	Plan			Total
				State Plan	State Share of CSS	CP and GOI Share of CSS				State Plan	CSS/CP		
							(₹ in lakh)						
49. Deputy Commissioners of districts / Dy. Secy. Disaster Management Deptt.	Grants-in-aid for	Normal	66.49	0.00	0.00	0.00	66.49	0.00	0.00	2,89.00	0.00	2,89.00	0.00
	commodities distribution	TASP	0.00	0.00	0.00	0.00	0.00	0.00	0.00	3,06.00	0.00	3,06.00	0.00
	(Cloth distribution)	SCSP	0.00	0.00	0.00	0.00	0.00	0.00	0.00	2.30	0.00	2.30	0.00
	Welfare of Widows / Old Age Home Blind Schools / Deaf and Dumb Schools / Nari Niketan / Orphan Children / Spastic and Handicapped Children / Helpline Scheme												
	Grant to Thunder affected families, victims of Cold wave, Re-construction of damaged houses	Normal	5,26.51	0.00	0.00	0.00	5,26.51	0.00	4,06.65	0.00	0.00	4,06.65	0.00
Grants-in-aid for Agriculture Input Grant (Damaged Crops, more than 50%)	Normal	3,52,39.41	0.00	0.00	0.00	3,52,39.41	0.00	0.00	0.00	0.00	0.00	0.00	
“50. Director, Social Welfare cum Project Director Mahila Vikas Samittee Jharkhand, Ranchi	GIA for Mahila Vikas Samittee office	Normal	0.00	0.00	0.00	0.00	0.00	0.00	22.20	0.00	0.00	22.20	0.00
51.Dy. Secy., Social Welfare, Women and Child Development Department, Jharkhand, Ranchi	GIA for Women Commission, Jharkhand, Ranchi Jharkhand State Childrens Right Protection Commission	TASP	0.00	0.00	0.00	0.00	0.00	0.00	0.00	1,29.59	0.00	1,29.59	0.00

**APPENDIX III - Grants-in-aid / ASSISTANCE GIVEN BY THE STATE GOVERNMENT - contd.**  
**(INSTITUTION WISE AND SCHEME WISE)**

Recipients	Scheme	TSP/ SCSP/ Normal/ FC/ EAP	2015-2016					Of the total amount released, amount sanctioned for creation of assets (FROM SANCTION ORDER/ SCHEME DESIGN)	2014-2015			Of the total amount released, amount sanctioned for creation of assets (FROM SANCTION ORDER/ SCHEME DESIGN)	
			Non-Plan	Plan			Total		Non-Plan	Plan			Total
				State Plan	State Share of CSS	CP and GOI Share of CSS				State Plan	CSS/CP		
							(₹ in lakh)						(₹ in lakh)
52. Asstt. Director / Section Officer, Social Welfare Directorate, Ranchi and D.S.W.O. of different districts	Grants-in-aid for operation of Monitoring Cell ICDS Project IV , Women and operation of State Resources Centre Social Welfare Advisory Board / Protection from Anti Trafficking	Normal	0.00	0.00	0.00	0.00	0.00	0.00	0.00	25,48.60	0.00	25,48.60	0.00
		TASP	0.00	24,76.07	0.00	0.00	24,76.07	0.00	0.00	26,43.07	0.00	26,43.07	0.00
	Grants-in-aid for Indira Gandhi National Handicapped Pension Scheme	Normal	0.00	4,84.16	0.00	0.00	4,84.16	0.00	0.00	0.00	0.00	0.00	0.00
		SCSP	0.00	1,65.01	0.00	0.00	1,65.01	0.00	0.00	0.00	0.00	0.00	0.00
		TASP	0.00	4,46.19	0.00	0.00	4,46.19	0.00	0.00	0.00	0.00	0.00	0.00
	Grants-in-aid for Indira Gandhi National Old Age Pension Scheme	Normal	0.00	1,94,92.22	0.00	0.00	1,94,92.22	0.00	0.00	0.00	0.00	0.00	0.00
		SCSP	0.00	76,17.33	0.00	0.00	76,17.33	0.00	0.00	0.00	0.00	0.00	0.00
		TASP	0.00	2,37,07.90	0.00	0.00	2,37,07.90	0.00	0.00	0.00	0.00	0.00	0.00
	Grants-in-aid for Indira Gandhi National Widow Pension Scheme	Normal	0.00	72,08.82	0.00	0.00	72,08.82	0.00	0.00	0.00	0.00	0.00	0.00
		SCSP	0.00	29,74.85	0.00	0.00	29,74.85	0.00	0.00	0.00	0.00	0.00	0.00
	TASP	0.00	87,47.33	0.00	0.00	87,47.33	0.00	0.00	0.00	0.00	0.00	0.00	
53. Dy. Secy., Disaster Management Department, Ranchi	GIA for assistance to victims of flood in J&K	Normal	0.00	0.00	0.00	0.00	0.00	0.00	0.00	5,00.00	0.00	5,00.00	0.00
54. Director, Jharkhand State Implementing Agency for Cows and Buffalo Department	Grants-in-aid for Jharkhand State Implementing Agency for Cows and Buffalo Development ; Animal Welfare Board	Normal	0.00	20.00	0.00	0.00	20.00	0.00	0.00	0.00	0.00	0.00	0.00
	Grants-in-aid for Animal Wealth, Gou Sewa Ayog	Normal	0.00	5,10.00	0.00	0.00	5,10.00	0.00	0.00	0.00	0.00	0.00	0.00
	Grants-in-aid for Creatures Welfare Board	Normal	0.00	0.00	0.00	0.00	0.00	0.00	0.00	1,00.00	0.00	1,00.00	0.00



**APPENDIX III - Grants-in-aid / ASSISTANCE GIVEN BY THE STATE GOVERNMENT - contd.**  
**(INSTITUTION WISE AND SCHEME WISE)**

Recipients	Scheme	TSP/ SCSP/ Normal/ FC/ EAP	2015-2016					Of the total amount released, amount sanctioned for creation of assets (FROM SANCTION ORDER/ SCHEME DESIGN)	2014-2015			Of the total amount released, amount sanctioned for creation of assets (FROM SANCTION ORDER/ SCHEME DESIGN)	
			Non-Plan	Plan			Total		Non-Plan	Plan			Total
				State Plan	State Share of CSS	CP and GOI Share of CSS				State Plan	CSS/CP		
							(₹ in lakh)						(₹ in lakh)
	Grants-in-aid for National Programme on Bovine Breeding (NPBB)	Normal	0.00	0.00	1,00.00	0.00	1,00.00	0.00	0.00	0.00	0.00	0.00	0.00
		SCSP	0.00	0.00	4,00.00	0.00	4,00.00	0.00	0.00	0.00	0.00	0.00	0.00
55. General Manager, Southern Eastern Railways	Grants-in-aid for Salary and to Railway	Normal	0.00	0.00	0.00	0.00	0.00	0.00	0.00	1,86,28.00	0.00	1,86,28.00	0.00
	Assistance Grants to Railway for construction of various Railway Projects in Jharkhand State	Normal	0.00	30,00.00	0.00	0.00	30,00.00	0.00	0.00	0.00	0.00	0.00	0.00
		TASP	0.00	45,00.00	0.00	0.00	45,00.00	0.00	0.00	0.00	0.00	0.00	0.00
	Grants-in-aid for Godda-Hansdiha Rail Link	Normal	0.00	5,94.00	0.00	0.00	5,94.00	0.00	0.00	0.00	0.00	0.00	0.00
		TASP	0.00	8,91.00	0.00	0.00	8,91.00	0.00	0.00	0.00	0.00	0.00	0.00
56. Director, Industry Department	Grants-in-aid for Share Capital	Normal	0.00	0.00	0.00	0.00	0.00	0.00	0.00	100.00	0.00	100.00	0.00
	Grants-in-aid for establishment of District Industries Centre ; construction of buildings and renovation of old buildings ; Skill Development Scheme for Employment	Normal	0.00	4,55.00	0.00	0.00	4,55.00	0.00	0.00	0.00	0.00	0.00	0.00
57. Judicial Tribunal Waqf Board and Haj Committee	Grants-in-aid for Judicial Tribunal, Waqf Board and Haj Committee	Normal	28.00	0.00	0.00	0.00	28.00	0.00	0.00	0.00	0.00	0.00	0.00
58. Dy. Secy., Rural Works Deptt. Ranchi	Grants-in-aid for strengthening of P.I.U.	Normal	0.00	0.00	0.00	0.00	0.00	0.00	0.00	50.00	0.00	50.00	0.00
		TASP	0.00	0.00	0.00	0.00	0.00	0.00	0.00	50.00	0.00	50.00	0.00
59. Secretary, Zila Parishad	Grants-in-aid as recommended by 13th Finance Commission and Payment of Revised Salary and Allowances	Normal	1,90.04	0.00	0.00	0.00	1,90.04	0.00	1,81.51	0.00	0.00	1,81.51	0.00

**APPENDIX III - Grants-in-aid / ASSISTANCE GIVEN BY THE STATE GOVERNMENT - contd.**  
**(INSTITUTION WISE AND SCHEME WISE)**

Recipients	Scheme	TSP/ SCSP/ Normal/ FC/ EAP	2015-2016					Of the total amount released, amount sanctioned for creation of assets (FROM SANCTION ORDER/ SCHEME DESIGN)	2014-2015			Of the total amount released, amount sanctioned for creation of assets (FROM SANCTION ORDER/ SCHEME DESIGN)	
			Non-Plan	Plan			Total		Non-Plan	Plan			Total
				State Plan	State Share of CSS	CP and GOI Share of CSS				State Plan	CSS/CP		
			<i>(₹ in lakh)</i>										
	Grants-in-aid recommended by 13th Finance Commission, Backward Region Grant Fund, Integrated Action Plan	Normal	0.00	0.00	0.00	0.00	0.00	0.00	0.00	1,12,95.82	0.00	1,12,95.82	0.00
		TASP	0.00	0.00	0.00	0.00	0.00	0.00	0.00	81,01.33	0.00	81,01.33	0.00
		SCSP	0.00	0.00	0.00	0.00	0.00	0.00	0.00	39,15.49	0.00	39,15.49	0.00
	General Basic Granton recommendation of 14th Finance Commission	Normal	3,26,42.00	0.00	0.00	0.00	3,26,42.00	0.00	0.00	0.00	0.00	0.00	0.00
	General Area Performance Grant	Normal	65,80.85	0.00	0.00	0.00	65,80.85	0.00	1,33,40.94	0.00	0.00	1,33,40.94	0.00
	Special Area Basic Grant / Special Area Performance Grant	Normal	7,41.03	0.00	0.00	0.00	7,41.03	0.00	1,63,74.20	0.00	0.00	1,63,74.20	0.00
	Grants-in-aid to Zila Parishad for the Construction of Bus Stand / Dak Bunglow / Office & Staff Quarter / Panchayat Bhawan and Creation of Income generating assets	Normal	0.00	1,06.00	0.00	0.00	1,06.00	1,06.00	0.00	0.00	0.00	0.00	0.00
		SCSP	0.00	47.63	0.00	0.00	47.63	47.63	0.00	0.00	0.00	0.00	0.00
		TASP	0.00	1,73.95	0.00	0.00	1,73.95	1,73.95	0.00	0.00	0.00	0.00	0.00
	Grants-in-aid for Minimum needs Programme - Strengthening and Upgradation of J.S.R.R.D.A. ; Grants to J.S.R.R.D.A., under Prime Minister Gram Sadak Yojana	Normal	0.00	10,00.00	0.00	8,00,00.00	8,10,00.00	0.00	0.00	0.00	0.00	0.00	0.00
		TASP	0.00	5,00.00	0.00	0.00	5,00.00	0.00	0.00	0.00	0.00	0.00	0.00

**APPENDIX III - Grants-in-aid / ASSISTANCE GIVEN BY THE STATE GOVERNMENT - contd.**  
**(INSTITUTION WISE AND SCHEME WISE)**

Recipients	Scheme	TSP/ SCSP/ Normal/ FC/ EAP	2015-2016					Of the total amount released, amount sanctioned for creation of assets (FROM SANCTION ORDER/ SCHEME DESIGN)	2014-2015			Of the total amount released, amount sanctioned for creation of assets (FROM SANCTION ORDER/ SCHEME DESIGN)	
			Non-Plan	Plan			Total		Non-Plan	Plan			Total
				State Plan	State Share of CSS	CP and GOI Share of CSS				State Plan	CSS/CP		
							( ₹ in lakh)						( ₹ in lakh)
60. Member Secretary, Jharkhand State Electricity Board	Special Fund for Non Backward Region Grant	Normal	0.00	20,00.00	0.00	0.00	20,00.00	0.00	0.00	0.00	0.00	0.00	0.00
	Fund & Non Integrated Action Plan District	SCSP	0.00	20,00.00	0.00	0.00	20,00.00	0.00	0.00	0.00	0.00	0.00	0.00
		TASP	0.00	45,00.00	0.00	0.00	45,00.00	0.00	0.00	0.00	0.00	0.00	0.00
	Grants-in-aid for Rajiv Gandhi Panchayat Sashaktikaran Abhiyan	Normal	0.00	75.61	0.00	2,26.83	3,02.44	0.00	0.00	0.00	0.00	0.00	0.00
	Grant-in-Aid for Gap in Resources	Normal	0.00	0.00	0.00	0.00	0.00	0.00	13,50,63.00	1,50,00.00	0.00	15,00,63.00	0.00
	Grant-in-Aid for Electrification of 251 villages through departmental level	Normal	0.00	0.00	0.00	0.00	0.00	0.00	0.00	21,70.00	0.00	21,70.00	0.00
		TASP	0.00	0.00	0.00	0.00	0.00	0.00	0.00	9,70.00	0.00	9,70.00	0.00
		SCSP	0.00	0.00	0.00	0.00	0.00	0.00	0.00	3,60.00	0.00	3,60.00	0.00
	State Contribution for Rural Electrification under Deen Dayal Upadhyaya Gram Jyoti Yojana (DDUGJY)	Normal	0.00	71,30.00	0.00	0.00	71,30.00	0.00	0.00	0.00	0.00	0.00	0.00
		SCSP	0.00	13,80.00	0.00	0.00	13,80.00	0.00	0.00	0.00	0.00	0.00	0.00
		TASP	0.00	29,90.00	0.00	0.00	29,90.00	0.00	0.00	0.00	0.00	0.00	0.00
	Grants-in-aid for Jharkhand Bijli Vitran Nigam Ltd. (JBVNL)	Normal	15,99,99.00	0.00	0.00	0.00	15,99,99.00	0.00	0.00	0.00	0.00	0.00	0.00
Grants-in-aid for Advisory and other works - Energy Efficiency Conservation ; Grants for State Load Dispatch Centre ; ,Grants for support to successor company of J.S.E.B.	Normal	0.00	3,06,96.24	0.00	0.00	3,06,96.24	0.00	0.00	0.00	0.00	0.00	0.00	
Grants-in-aid for Atal Grameen Jyoti Yojana	Normal	0.00	50,00.00	0.00	0.00	50,00.00	0.00	0.00	0.00	0.00	0.00	0.00	
Grants-in-aid for Tilka Manjhi Krishi Pump Yojana	Normal	0.00	50,00.00	0.00	0.00	50,00.00	0.00	0.00	0.00	0.00	0.00	0.00	

**APPENDIX III - Grants-in-aid / ASSISTANCE GIVEN BY THE STATE GOVERNMENT - contd.**  
**(INSTITUTION WISE AND SCHEME WISE)**

Recipients	Scheme	TSP/ SCSP/ Normal/ FC/ EAP	2015-2016					Of the total amount released, amount sanctioned for creation of assets (FROM SANCTION ORDER/ SCHEME DESIGN)	2014-2015			Of the total amount released, amount sanctioned for creation of assets (FROM SANCTION ORDER/ SCHEME DESIGN)	
			Non-Plan	Plan			Total		Non-Plan	Plan			Total
				State Plan	State Share of CSS	CP and GOI Share of CSS				State Plan	CSS/CP		
(₹ in lakh)													
61. Jharkhand State Electricity Regulatory Commission	Grant-in-Aid for Administrative Sanction and releasing fund for "Jharkhand State Electricity Regulatory Commission"	Normal	2,49.27	0.00	0.00	0.00	2,49.27	0.00	2,28.76	0.00	0.00	2,28.76	0.00
62. Chairman, Jharkhand Renewable Energy Development Agency Ltd., Ranchi	Grant-in-Aid for Administrative Sanction and releasing fund for JREDA for Energy Conservation Fund ; Non conventional sources of Energy	Normal	0.00	24,00.00	0.00	0.00	24,00.00	0.00	0.00	15,00.00	0.00	15,00.00	0.00
		TASP	0.00	36,00.00	0.00	0.00	36,00.00	0.00	0.00	22,50.00	0.00	22,50.00	0.00
		SCSP	0.00	20,00.00	0.00	0.00	20,00.00	0.00	0.00	12,50.00	0.00	12,50.00	0.00
63. Director, Jharkhand Silk Textile and Handicraft Development Corporation Ltd., Ranchi	Grants-in-aid for Khadi Gramodyog, Insect-keeping for basic seed, Silk Development Scheme, Weaver's Scheme, Tasar Insect-Production and Storage, JHARCRAFT Production, Industrial and Handloom Development	Normal	0.00	15,11.10	0.00	0.00	15,11.10	0.00	0.00	24,91.89	16,45.61	41,37.50	0.00
		TASP	0.00	6,07.20	0.00	0.00	6,07.20	0.00	0.00	21,57.70	0.00	21,57.70	0.00
		Normal	0.00	11,00.00	0.00	0.00	11,00.00	0.00	0.00	17,75.32	7,82.18	25,57.50	0.00
	Grants-in-aid for Project and Feasibility, Industrial Production, Incentive and Grant, Infrastructural Development, Pollution Control, Single Window System and establishment of new industrial units	TASP	0.00	7,18.68	0.00	0.00	7,18.68	0.00	0.00	29,40.45	0.00	29,40.45	0.00

**APPENDIX III - Grants-in-aid / ASSISTANCE GIVEN BY THE STATE GOVERNMENT - contd.**  
**(INSTITUTION WISE AND SCHEME WISE)**

Recipients	Scheme	TSP/ SCSP/ Normal/ FC/ EAP	2015-2016				Of the total amount released, amount sanctioned for creation of assets (FROM SANCTION ORDER/ SCHEME DESIGN)	2014-2015			Of the total amount released, amount sanctioned for creation of assets (FROM SANCTION ORDER/ SCHEME DESIGN)		
			Non-Plan	Plan		Total		Non-Plan	Plan			Total	
				State Plan	State Share of CSS				CP and GOI Share of CSS	State Plan			CSS/CP
							(₹ in lakh)						
	Grants-in-aid for Handloom Development Scheme ; National Handloom Development Programme ; Strengthening of Primary Weaver Co-operative	Normal	0.00	4,95.27	0.00	0.00	4,95.27	0.00	0.00	0.00	0.00	0.00	0.00
	Grants-in-aid for Tasar Worms Research ; Scheme for Development of Sericulture - Development of Infrastructure ; Matching grant for Central Project	Normal	0.00	7,58.81	0.00	0.00	7,58.81	0.00	0.00	0.00	0.00	0.00	0.00
	Grants-in-aid for Development of Handloom Development Institute with the help of N.I.D. Ahmedabad	TASP	0.00	5,07.45	0.00	0.00	5,07.45	5,07.45	0.00	0.00	0.00	0.00	0.00
	Grants-in-aid for Development of Sericulture - establishment of Silk Park ; Plantation ; establishment of District Industry Centres ; Establishment of Khadi Park ; Establishment of New District Industries Centre and Construction of Buildings and Renovation of old Buildings	TASP	0.00	2,71.34	0.00	0.00	2,71.34		0.00	0.00	0.00	0.00	0.00

**APPENDIX III - Grants-in-aid / ASSISTANCE GIVEN BY THE STATE GOVERNMENT - contd.**  
**(INSTITUTION WISE AND SCHEME WISE)**

Recipients	Scheme	TSP/ SCSP/ Normal/ FC/ EAP	2015-2016				Of the total amount released, amount sanctioned for creation of assets (FROM SANCTION ORDER/ SCHEME DESIGN)	2014-2015			Of the total amount released, amount sanctioned for creation of assets (FROM SANCTION ORDER/ SCHEME DESIGN)		
			Non-Plan	Plan		Total		Non-Plan	Plan			Total	
				State Plan	State Share of CSS				CP and GOI Share of CSS	State Plan			CSS/CP
							<i>(₹ in lakh)</i>						
	Grants-in-aid to Industrial Units for Capital Investment ; Comprehensive Project Investment Subsidy (CPIS) to Industrial Units under Jharkhand Industrial Policy 2012	Normal	0.00	18,94.51	0.00	0.00	18,94.51	18,94.51	0.00	0.00	0.00	0.00	0.00
		TASP	0.00	2,07.76	0.00	0.00	2,07.76	0.00	0.00	0.00	0.00	0.00	0.00
	Grants-in-aid for National Mission on Food Processing ; Industrial Units for Interest Grant ; Industrial Units for Outstanding Performance ; Land Acquisition and Development of Acquired Land ; Project and Feasibility Reports, Preparation of Consultancy Reports and Related Activities	Normal	0.00	31,76.82	0.00	0.00	31,76.82	0.00	0.00	0.00	0.00	0.00	0.00
		TASP	0.00	7,37.81	0.00	0.00	7,37.81	0.00	0.00	0.00	0.00	0.00	0.00
	Grants-in-aid for Establishment of Export Promotion Air Cargo Complex/ICD ; Central Tools Room Facility ; Industrial Area Development Authority	TASP	0.00	5,78.28	0.00	0.00	5,78.28	5,78.28	0.00	0.00	0.00	0.00	0.00

**APPENDIX III - Grants-in-aid / ASSISTANCE GIVEN BY THE STATE GOVERNMENT - contd.**  
**(INSTITUTION WISE AND SCHEME WISE)**

Recipients	Scheme	TSP/ SCSP/ Normal/ FC/ EAP	2015-2016					Of the total amount released, amount sanctioned for creation of assets (FROM SANCTION ORDER/ SCHEME DESIGN)	2014-2015			Of the total amount released, amount sanctioned for creation of assets (FROM SANCTION ORDER/ SCHEME DESIGN)	
			Non-Plan	Plan			Total		Non-Plan	Plan			Total
				State Plan	State Share of CSS	CP and GOI Share of CSS				State Plan	CSS/CP		
(₹ in lakh)													
64. Managing Director, Jharkhand State Food Corporation	Grants-in-aid to Jharkhand State Food Corporation for payment to Bihar State Food Corporation Ltd., for Clearance of Assets & Liabilities	Normal	0.00	41,95.00	0.00	0.00	41,95.00		0.00	0.00	0.00	0.00	0.00
	Grants-in-aid for distribution of single Burner L.P.Gas stove among B.P.L. families ; Distribution of LPG to the families covered under the National Food Security Act and BPL	TASP	0.00	72.32	0.00	0.00	72.32	0.00	0.00	0.00	0.00	0.00	0.00
65. Managing Director, JHALCO, Ranchi	Grant for Pay to Jharkhand State Water Society and JHALCO ; Survey and Investigation Consultancy and Evaluation	Normal	0.00	4,07.16	0.00	0.00	4,07.16	0.00	0.00	0.00	0.00	0.00	0.00
		TASP	0.00	4,08.01	0.00	0.00	4,08.01	0.00	0.00	0.00	0.00	0.00	0.00
66. Director, Tourism, Jharkhand, Ranchi	Grants-in-aid to Institute of Hotel Management, Foodcraft Institute, Jharkhand Adventure Tourism Institute and Tourism Development Authorities etc.	Normal	0.00	1,50.00	0.00	0.00	1,50.00	0.00	0.00	0.00	0.00	0.00	0.00
		TASP	0.00	1,00.00	0.00	0.00	1,00.00	0.00	0.00	0.00	0.00	0.00	0.00
67. Secy., Transport Department, Jharkhand, Ranchi	Grants-in-aid for Salary	Normal	0.00	0.00	0.00	0.00	0.00	0.00	7,00.00	0.00	0.00	7,00.00	0.00
68. Asstt. Director (Dairy Development), Jharkhand, Ranchi	Grants-in-aid for Headquarters Establishment	Normal	0.00	17,61.50	0.00	0.00	17,61.50	0.00	0.00	0.00	0.00	0.00	0.00

**APPENDIX III - Grants-in-aid / ASSISTANCE GIVEN BY THE STATE GOVERNMENT - conclud.**  
**(INSTITUTION WISE AND SCHEME WISE)**

Recipients	Scheme	TSP/ SCSP/ Normal/ FC/ EAP	2015-2016				Of the total amount released, amount sanctioned for creation of assets (FROM SANCTION ORDER/ SCHEME DESIGN)	2014-2015			Of the total amount released, amount sanctioned for creation of assets (FROM SANCTION ORDER/ SCHEME DESIGN)		
			Non-Plan	Plan		Total		Non-Plan	Plan			Total	
				State Plan	State Share of CSS	CP and GOI Share of CSS			State Plan	CSS/CP			
							(₹ in lakh)						
	Grants-in-aid for Breed Improvement, Heifer Rearing Programme, Productivity Enhancement Programme (RKVY); Distribution of Hand and Power Operated Cheff Cutter; Establishment and strengthening of Milk Cooling Centre; Fodder Sub Procurement and Distribution Programme	Normal	0.00	45,53.51	0.00	2,50.70	48,04.21	0.00	0.00	0.00	0.00	0.00	0.00
		SCSP	0.00	5,77.00	0.00	1,13.70	6,90.70	0.00	0.00	0.00	0.00	0.00	0.00
		TASP	0.00	13,97.43	0.00	1,91.95	15,89.38	0.00	0.00	0.00	0.00	0.00	0.00
<b>Total</b>			<b>38,73,80.76</b>	<b>70,53,74.73</b>	<b>3,01,66.78</b>	<b>36,61,70.38</b>	<b>1,48,90,92.65</b>	<b>7,28,07.89</b>	<b>29,34,40.76</b>	<b>48,50,13.86</b>	<b>46,19,38.14</b>	<b>1,24,03,92.76</b>	<b>7,46,74.62</b>



**APPENDIX - IV DETAILS OF EXTERNALLY AIDED PROJECTS (\*)**

*(₹ in lakh)*

Aid Agency	Scheme/Project	Total approved assistance		Amount received						Amount Repaid			Amount yet to be repaid	Expenditure		
				Grant			Loan			Loan				Up to 2014-15	2015-16	
		Grant	Loan	Up to 2014-15	2015-16	Total	Up to 2014-15	2015-16	Total	Up to 2014-15	2015-16	Total	2015-16			
World Bank	Additional Central Assistance for Externally Aided Projects	NA	NA	9,88.05	0.00	9,88.05	45,63.59	(a)	0.00	45,63.59	8,79.32	2,22.62	11,01.94	34,61.65	32,63.07	0.00
International Fund for Agriculture Development	Jharkhand Tribal Empowerment and Livelihood Project	NA	NA	0.00	0.00	0.00	18,02.25	(a)	3,53.94	21,56.19	0.00	0.00	0.00	21,56.19	0.00	0.00
World Bank	Externally Aided Project for Reforms and Improvement in Vocational Training Services Rendered by Central and State	NA	NA	4,22.17	0.00	4,22.17	0.00		0.00	0.00	0.00	0.00	0.00	0.00	0.00	0.00
World Bank	National Vector Borne Disease Control Programme - Rural (Externally Aided Component)	NA	NA	84.23	0.00	84.23	0.00		0.00	0.00	0.00	0.00	0.00	0.00	0.00	0.00
World Bank	World Bank Assisted Technical Education Quality Improvement Programme (Existing and New Phase)	NA	NA	5,25.00	3,78.75	9,03.75	0.00		0.00	0.00	0.00	0.00	0.00	0.00	3,00.00	5,54.90
World Bank	World Bank Assisted I.C.D.S. Programme	NA	NA	20,13.42	1,80.00	21,93.42	0.00		0.00	0.00	0.00	0.00	0.00	0.00	2,59.82	61.93
World Bank	National aIDS and STD Control Programme	NA	NA	12,07.82	5,58.41	17,66.23	0.00		0.00	0.00	0.00	0.00	0.00	0.00	13,04.08	12,42.65

Note : The necessary information is awaited from State Government (August 2016).

(\*) The Appendix has been prepared from the accounts compiled on the basis of RBI transactions.

(a) ₹ 18,02.25 lakh transferred proforma from 'ACA for EAP' to 'Jharkhand Tribal Empowerment and Livelihood Project' assisted by International Fund for Agriculture Development (IFAD).

**APPENDIX - IV DETAILS OF EXTERNALLY AIDED PROJECTS (\*) - conclud.**

*(₹ in lakh)*

Aid Agency	Scheme/Project	Total approved assistance		Amount received						Amount Repaid			Amount yet to be repaid	Expenditure		
				Grant			Loan			Loan				2015-16	Up to 2014-15	2015-16
		Grant	Loan	Up to 2014-15	2015-16	Total	Up to 2014-15	2015-16	Total	Up to 2014-15	2015-16	Total				
World Bank	National Rural Livelihood Mission	NA	NA	57,78.87	92,69.43	1,50,48.30	0.00	0.00	0.00	0.00	0.00	0.00	0.00	0.00	0.00	1,97,51.98 (#)
Asian Development Bank	Jharkhand State Roads Project (Loan No. 2594-IND)	NA	8,93,60.00	0.00	0.00	0.00	5,72,76.68	1,47,19.26	7,19,95.94	4,97.98	(b) 13,12.21	18,10.19	7,01,85.75	8,23,14.88	(c) 1,98,95.21	
World Bank	Prime Minister Gramin Sadak Yojana	NA	NA	2,07,48.00	4,26,09.01	6,33,57.01	0.00	0.00	0.00	0.00	0.00	0.00	0.00	2,42,48.49	8,05,00.00 (#)	
World Bank	National Rural Drinking Water Programme	NA	NA	0.00	50,00.00	50,00.00	0.00	0.00	0.00	0.00	0.00	0.00	0.00	0.00	2,68,47.58 (#)	
World Bank	Pradhan Mantri Krishi Sinchai Yojana (Watershed Development Programme)	NA	NA	0.00	50.00	50.00	0.00	0.00	0.00	0.00	0.00	0.00	0.00	0.00	33,34.00 (#)	

(b) ₹ 14,31.92 lakh of Principal amount was repaid during 2014-15 for ADB loan which has been refunded by the Reserve Bank of India vide Clearance memo no. 22 dated 30.03.2015 on the advice of CCA, Ministry of Finance vide advice no. 1974 dated 28.03.2015 and ₹ 4,97.98 lakh of Principal amount was repaid during 2014-15 for ADB loan by the Reserve Bank of India vide Clearance memo no. 21 dated 24.12.2014 on the advice of CCA, Ministry of Finance vide advice no. 82 R dated 24.12.2014.

(c) Includes ₹ 60,37.47 lakh for the year 2008-09 and ₹ 8,02.42 lakh for the year 2009-10.

(#) Includes State share.

**APPENDIX V - PLAN SCHEME EXPENDITURE**  
**A. CENTRAL SCHEMES (Centrally Sponsored Schemes and Central Plan Schemes)**

(Scheme wise expenditure for the 15 Major Schemes in descending order of expenditure)

Sl. No.	GOI Scheme (CSS, CP)	State scheme under Expenditure Head of Account	Normal / Tribal Area Sub-plan (T.S.P.) or Special Component Plan for Scheduled Castes(S.C.S.P.)	Budget Provision			Actuals 2015-16				Actuals 2014-15					
				2015-16			GOI releases	Expenditure			GOI releases	Expenditure				
				CP/GOI Share of CSS	State Share of CSS	Total Budget Provision		CP/GOI Share of CSS	State Share of CSS	Total Expenditure		CP/GOI Share of CSS	State Share of CSS	Total Expenditure		
( <i>₹ in lakh</i> )																
1	Integrated Child Development Scheme (ICDS)	Integrated Child Development Scheme (including 204 integrated Child Development Projects and 20 District Programme Offices) (CSS)	Normal	97,24.83	35,28.39	1,32,53.22	4,62,17.71	97,19.16	34,19.61	1,31,38.77	4,69,04.30	1,13,68.67	7,71.44	1,21,40.11		
			T.S.P.	1,18,96.18	39,09.33	1,58,05.51		1,18,94.01	39,05.54	1,57,99.55		0.00	0.00	0.00		
		Medicine Kits (CSS)	Normal	1,07.00	71.00	1,78.00		1,07.00	71.00	1,78.00		1,29.92	21.18	1,51.10		
			T.S.P.	1,16.00	78.00	1,94.00		1,16.00	78.00	1,94.00		1,13.60	12.03	1,25.63		
		Pre-school Education Kits 60:40 (CSS)	Normal	3,20.00	2,14.00	5,34.00		0.00	2,14.00	2,14.00		0.00	0.00	0.00		
			T.S.P.	3,48.00	2,32.00	5,80.00		3,48.00	2,32.00	5,80.00		0.00	0.00	0.00		
		Publicity, Education and Extension (CSS)	Normal	19.73	7.24	26.97		19.73	7.24	26.97		0.00	0.00	0.00		
			T.S.P.	29.51	15.65	45.16		29.51	15.65	45.16		0.00	0.00	0.00		
		Uniform for Anganbari Sevika/ Sahayika (CSS)	Normal	1,38.78	67.31	2,06.09		1,38.78	67.31	2,06.09		1,38.07	45.88	1,83.95		
			T.S.P.	1,57.62	1,10.40	2,68.02		1,57.62	1,10.40	2,68.02		1,49.42	49.22	1,98.64		
		Special Scheme for Distribution of Nutritious Food for Family and Child Welfare (CSS)	Normal	86,81.75	1,47,67.04	2,34,48.79		86,81.75	1,47,35.52	2,34,17.27		0.00	0.00	0.00		
			T.S.P.	1,03,10.37	1,77,26.97	2,80,37.34		1,03,10.37	1,77,26.97	2,80,37.34		0.00	0.00	0.00		
			S.C.S.P.	23,11.39	39,83.41	62,94.80		23,11.39	39,67.03	62,78.42		0.00	0.00	0.00		
		To Provide Weighing Scale in Awaganwarhi Centre (AWC) 60:40 (CSS)	Normal	83.00	55.00	1,38.00		83.00	55.00	1,38.00		0.00	0.00	0.00		
			T.S.P.	90.00	60.00	1,50.00		90.00	60.00	1,50.00		0.00	0.00	0.00		
		Construction / Maintenance / Upgradation of Anganwari Centres under ICDS (CSS)	Normal	23,04.00	15,36.00	38,40.00		23,04.00	15,36.00	38,40.00		0.00	0.00	0.00		
			T.S.P.	24,96.00	16,64.00	41,60.00		24,96.00	16,64.00	41,60.00		0.00	0.00	0.00		
		World Bank Assisted ICDS Project - IV (CSS) (\$)	Normal	0.00	0.00	0.00		0.00	0.00	0.00		0.00	291.42	1,09.85	27.07	1,36.92
			T.S.P.	0.00	0.00	0.00			0.00	0.00		0.00		1,19.39	3.52	1,22.91
		<b>Total</b>				<b>4,91,34.16</b>		<b>4,80,25.74</b>	<b>9,71,59.90</b>	<b>4,62,17.71</b>		<b>4,88,06.32</b>	<b>4,78,65.27</b>	<b>9,66,71.59</b>	<b>4,71,95.72</b>	<b>1,21,28.92</b>

(§) It is linked with a separate GOI scheme ' World Bank Assisted ICDS for Project - iv' in this year 2015-16.

**APPENDIX V - PLAN SCHEME EXPENDITURE - contd.**  
**A. CENTRAL SCHEMES (Centrally Sponsored Schemes and Central Plan Schemes) - contd.**

(Scheme wise expenditure for the 15 Major Schemes in descending order of expenditure)

Sl. No.	GOI Scheme (CSS, CP)	State scheme under Expenditure Head of Account	Normal / Tribal Area Sub-plan (T.S.P.) or Special Component Plan for Scheduled Castes(S.C.S.P.)	Budget Provision			Actuals 2015-16				Actuals 2014-15			
				2015-16			GOI releases	Expenditure			GOI releases	Expenditure		
				CP/GOI Share of CSS	State Share of CSS	Total Budget Provision		CP/GOI Share of CSS	State Share of CSS	Total Expenditure		CP/GOI Share of CSS	State Share of CSS	Total Expenditure
<i>(₹ in lakh)</i>														
2	Sardar Patel Urban Housing Scheme (*)	Grants-in-aid for Pradhan Mantri Awaas Yojana (PMAY) (CSS) (*)	Normal	25,00.00	15,00.00	40,00.00	52,24.03	23,64.63	14,30.67	37,95.30	60,77.37	42,12.02	37,19.00	79,31.02
			T.S.P.	30,00.00	12,00.00	42,00.00		22,62.69	11,31.34	33,94.03		18,76.76	20,28.45	39,05.22
			S.C.S.P.	0.00	0.00	0.00		0.00	0.00	0.00		0.00	8,73.00	8,73.00
<b>Total</b>				<b>55,00.00</b>	<b>27,00.00</b>	<b>82,00.00</b>	<b>52,24.03</b>	<b>46,27.32</b>	<b>25,62.01</b>	<b>71,89.33</b>	<b>60,77.37</b>	<b>60,88.79</b>	<b>66,20.45</b>	<b>1,27,09.24</b>
3	Development of Infrastructure Facilities for Judiciary Including GRAM Nyayalayas	Building – Court Building / Residential Building / Construction of Police Barrack in Court premises and Other Construction Works etc. relating with Court Building (CSS)	Normal	17,93.85	17,74.25	35,68.10	30,44.00	0.00	33,24.40	33,24.40	0.00	0.00	0.00	0.00
			T.S.P.	7,98.95	7,16.00	15,14.95		0.00	13,36.78	13,36.78		0.00	0.00	0.00
<b>Total</b>				<b>25,92.80</b>	<b>24,90.25</b>	<b>50,83.05</b>	<b>30,44.00</b>	<b>0.00</b>	<b>46,61.18</b>	<b>46,61.18</b>	<b>0.00</b>	<b>0.00</b>	<b>0.00</b>	<b>0.00</b>
4	National Mission on Agriculture Extension and Technology	National Mission on Agriculture Extension and Technology (CSS) (d)	Normal	4,38.50	22,02.84	26,41.34	94.18	4,38.50	11,01.43	15,39.93	3,57.76	9,62.92	2,00.91	11,63.83
			T.S.P.	7,57.84	16,34.83	23,92.67		7,57.84	10,84.62	18,42.46		6,94.82	3,80.00	10,74.82
			S.C.S.P.	1,22.06	2,71.57	3,93.63		1,22.06	1,35.79	2,57.85		2,46.83	50.92	2,97.75
<b>Total</b>				<b>13,18.40</b>	<b>41,09.24</b>	<b>54,27.64</b>	<b>94.18</b>	<b>13,18.40</b>	<b>23,21.84</b>	<b>36,40.24</b>	<b>3,57.76</b>	<b>19,04.57</b>	<b>6,31.83</b>	<b>25,36.40</b>

(\*) Formerly this scheme was known as 'Rajiv Awas Yojana' and in the previous year 2014-15 grants have been released under State Plan.

(d) GOI sanction / release is under CPS, but provision has been made both under CPS and CSS in the State Budget.

**APPENDIX V - PLAN SCHEME EXPENDITURE - contd.**  
**A. CENTRAL SCHEMES (Centrally Sponsored Schemes and Central Plan Schemes) - contd.**

(Scheme wise expenditure for the 15 Major Schemes in descending order of expenditure)

Sl. No.	GOI Scheme (CSS, CP)	State scheme under Expenditure Head of Account	Normal / Tribal Area Sub-plan (T.S.P.) or Special Component Plan for Scheduled Castes (S.C.S.P.)	Budget Provision			Actuals 2015-16				Actuals 2014-15			
				2015-16			GOI releases	Expenditure			GOI releases	Expenditure		
				CP/GOI Share of CSS	State Share of CSS	Total Budget Provision		CP/GOI Share of CSS	State Share of CSS	Total Expenditure		CP/GOI Share of CSS	State Share of CSS	Total Expenditure
<i>(₹ in lakh)</i>														
5	Rashtriya Uchhatar Siksha Abhiyan (R.U.S.A.)	Rashtriya Uchhatar Siksha Abhiyan (R.U.S.A.) under C.S.P.S. 65:35 (CSS)	Normal	14,53.13	9,68.75	24,21.88	19,14.00	14,53.13	9,68.75	24,21.88	0.00	1,52.64	82.19	1,22.91
			T.S.P.	1,40.63	93.75	2,34.38		1,40.63	93.75	2,34.38		14.77	7.95	1,22.91
			S.C.S.P.	2,81.25	1,87.50	4,68.75		2,81.25	1,87.50	4,68.75		29.53	15.90	1,22.91
		Construction of Technical Educational Institutes – Construction and Renovation of Engineering Colleges / Polytechnics/Mines Institutes (CSS)	Normal	2,46.42		2,46.42		2,46.42		2,46.42		0.00	0.00	0.00
<b>Total</b>				<b>21,21.43</b>	<b>12,50.00</b>	<b>33,71.43</b>	<b>19,14.00</b>	<b>21,21.43</b>	<b>12,50.00</b>	<b>33,71.43</b>	<b>0.00</b>	<b>1,96.94</b>	<b>1,06.04</b>	<b>3,68.73</b>
6	Rajiv Gandhi Scheme for Empowerment of Adolescent Girls (SABLA)	Rajiv Gandhi Scheme for Empowerment of Adolescent Girls (CSS)	Normal	3,71.02	4,63.71	8,34.73	1,93.31	3,71.02	4,63.71	8,34.73	9,44.50 (@)	65.98	0.00	65.98
			T.S.P.	4,85.35	3,06.28	7,91.63		4,85.35	3,06.28	7,91.63		1,70.11	0.00	1,70.11
			S.C.S.P.	1,01.00	94.77	1,95.77		1,01.00	94.77	1,95.77		18.78	0.00	18.78
		Kishori Shakti Yojana (CSS)	Normal	24.90	24.77	49.67		24.90	8.55	33.45		0.00	0.00	0.00
			T.S.P.	33.15	23.03	56.18		33.15	13.56	46.71		0.81	0.00	0.81
			S.C.S.P.	7.99	5.97	13.96		7.99	1.78	9.77		0.00	0.00	0.00
<b>Total</b>				<b>10,23.41</b>	<b>9,18.53</b>	<b>19,41.94</b>	<b>1,93.31</b>	<b>10,23.41</b>	<b>8,88.65</b>	<b>19,12.06</b>	<b>9,44.50</b>	<b>2,55.68</b>	<b>0.00</b>	<b>2,55.68</b>

(@) During the year 2014-15 the releases are classified under State Plan.

**APPENDIX V - PLAN SCHEME EXPENDITURE - contd.**  
**A. CENTRAL SCHEMES (Centrally Sponsored Schemes and Central Plan Schemes) - contd.**

(Scheme wise expenditure for the 15 Major Schemes in descending order of expenditure)

Sl. No.	GOI Scheme (CSS, CP)	State scheme under Expenditure Head of Account	Normal / Tribal Area Sub-plan (T.S.P.) or Special Component Plan for Scheduled Castes(S.C.S.P.)	Budget Provision			Actuals 2015-16				Actuals 2014-15			
				2015-16			GOI releases	Expenditure			GOI releases	Expenditure		
				CP/GOI Share of CSS	State Share of CSS	Total Budget Provision		CP/GOI Share of CSS	State Share of CSS	Total Expenditure		CP/GOI Share of CSS	State Share of CSS	Total Expenditure
<i>(₹ in lakh)</i>														
7	Multi-Sectoral Development Programme for Minorities in selected Minority Concentration Districts	Multi-Sectoral Development for Minorities (CPS) (e)	Normal	2,00.00	0.00	2,00.00	9,62.90	0.00	0.00	0.00	5,98.63	40.50	0.00	40.50
			T.S.P.	8,00.00	0.00	8,00.00		6,40.28	0.00	6,40.28		7,01.52	0.00	7,01.52
		Multi-Sectoral Development for Minorities (CSS)	Normal	1,00.00	1,00.00	2,00.00		0.00	0.00	0.00		0.00	1,12.36	1,12.36
			T.S.P.	2,00.00	0.00	2,00.00		1,99.75	94.02	2,93.77		0.00	10.64	10.64
<b>Total</b>				<b>13,00.00</b>	<b>1,00.00</b>	<b>14,00.00</b>	<b>9,62.90</b>	<b>8,40.03</b>	<b>94.02</b>	<b>9,34.05</b>	<b>5,98.63</b>	<b>7,42.02</b>	<b>1,23.00</b>	<b>8,65.02</b>
8	National Scheme of Welfare of Fishermen	Group Insurance scheme (SP) (f)	Normal	0.00	6.77	6.77	3,75.00	0.00	6.77	6.77	1,81.79	0.00	0.00	0.00
			T.S.P.	0.00	3.51	3.51		0.00	3.51	3.51		0.00	0.00	0.00
			S.C.S.P.	0.00	1.33	1.33		0.00	1.33	1.33		0.00	0.00	0.00
		Housing Scheme for Fishermen (50:50) (CSS)	Normal	3,03.75	2,16.00	5,19.75		3,03.75	1,98.75	5,02.50		87.00	87.00	1,74.00
			T.S.P.	71.25	98.25	1,69.50		71.25	98.25	1,69.50		0.00	0.00	0.00
			S.C.S.P.	15.04	43.50	58.54		15.04	37.50	52.54		84.75	90.75	1,75.50
<b>Total</b>				<b>3,90.04</b>	<b>3,69.36</b>	<b>7,59.40</b>	<b>3,75.00</b>	<b>3,90.04</b>	<b>3,46.11</b>	<b>7,36.15</b>	<b>1,81.79</b>	<b>1,71.75</b>	<b>1,77.75</b>	<b>3,49.50</b>

(e) GOI sanction / release is under CSS, but provision has been made under CPS in the State Budget.

(f) GOI sanction / release is under CSS, but provision has been made under SP in the State Budget.

**APPENDIX V - PLAN SCHEME EXPENDITURE - contd.**  
**A. CENTRAL SCHEMES (Centrally Sponsored Schemes and Central Plan Schemes) - contd.**

(Scheme wise expenditure for the 15 Major Schemes in descending order of expenditure)

Sl. No.	GOI Scheme (CSS, CP)	State scheme under Expenditure Head of Account	Normal / Tribal Area Sub-plan (T.S.P.) or Special Component Plan for Scheduled Castes(S.C.S.P.)	Budget Provision			Actuals 2015-16				Actuals 2014-15			
				2015-16			GOI releases	Expenditure			GOI releases	Expenditure		
				CP/GOI Share of CSS	State Share of CSS	Total Budget Provision		CP/GOI Share of CSS	State Share of CSS	Total Expenditure		CP/GOI Share of CSS	State Share of CSS	Total Expenditure
<i>(₹ in lakh)</i>														
9	National Urban Livelihood Mission	Grants-in-aid for National Urban Livelihood Mission (NULM) (CSS)	Normal	6,58.11	0.00	6,58.11	14,61.32	6,58.11	0.00	6,58.11	10,12.55	6,35.91	4,00.00	10,35.91
			T.S.P.	71.45	0.00	71.45		71.45	0.00	71.45		0.00	5,00.00	5,00.00
			S.C.S.P.	0.00	0.00	0.00		0.00	0.00	0.00		3,76.64	2,00.00	5,76.64
<b>Total</b>				<b>7,29.56</b>	<b>0.00</b>	<b>7,29.56</b>	<b>14,61.32</b>	<b>7,29.56</b>	<b>0.00</b>	<b>7,29.56</b>	<b>10,12.55</b>	<b>10,12.55</b>	<b>11,00.00</b>	<b>21,12.55</b>
10	Integrated Child Protection Scheme (ICPS)	Integrated child Protection Scheme 50:50 (CSS)	Normal	1,44.32	1,25.53	2,69.85	3,69.88	1,44.32	1,25.53	2,69.85	36.03	0.00	1,32.24	0.00
			T.S.P.	2,43.10	1,23.43	3,66.53		2,43.10	1,23.43	3,66.53		0.00	0.00	0.00
<b>Total</b>				<b>3,87.42</b>	<b>2,48.96</b>	<b>6,36.38</b>	<b>3,69.88</b>	<b>3,87.42</b>	<b>2,48.96</b>	<b>6,36.38</b>	<b>36.03</b>	<b>0.00</b>	<b>1,32.24</b>	<b>0.00</b>
11	Technical Education Improvement Programme (Existing and New Phase) (EAP)	Grants-in-aid for Quality Improvement Programme in Technical Education under Externally Aided Scheme (SP) (f)	Normal	0.00	2,59.87	2,59.87	3,78.75	0.00	4,09.87	4,09.87	3,22.50	0.00	2,22.00	2,22.00
			T.S.P.	0.00	69.28	69.28		0.00	69.28	69.28		0.00	78.00	78.00
			S.C.S.P.	0.00	75.75	75.75		0.00	75.75	75.75		0.00	0.00	0.00
<b>Total</b>				<b>0.00</b>	<b>4,04.90</b>	<b>4,04.90</b>	<b>3,78.75</b>	<b>0.00</b>	<b>5,54.90</b>	<b>5,54.90</b>	<b>3,22.50</b>	<b>0.00</b>	<b>3,00.00</b>	<b>3,00.00</b>
12	One STOP Centre	One STOP Centre (CSS)	T.S.P.	10.26	0.00	10.26	10.27	10.26	0.00	10.26	0.00	0.00	0.00	0.00
		Training Programme (STEP) 60:40 (CSS)	Normal	65.14	76.96	1,42.10		65.14	76.96	1,42.10		0.00	0.00	0.00
			T.S.P.	1,61.02	18.04	1,79.06		1,61.02	18.04	1,79.06		0.00	0.00	0.00
<b>Total</b>				<b>2,36.42</b>	<b>95.00</b>	<b>3,31.42</b>	<b>10.27</b>	<b>2,36.42</b>	<b>95.00</b>	<b>3,31.42</b>	<b>0.00</b>	<b>0.00</b>	<b>0.00</b>	<b>0.00</b>

(f) GOI sanction / release is under CSS, but provision has been made under SP in the State Budget.

**APPENDIX V - PLAN SCHEME EXPENDITURE - contd.**  
**A. CENTRAL SCHEMES (Centrally Sponsored Schemes and Central Plan Schemes) - conclud.**

(Scheme wise expenditure for the 15 Major Schemes in descending order of expenditure)

Sl. No.	GOI Scheme (CSS, CP)	State scheme under Expenditure Head of Account	Normal / Tribal Area Sub-plan (T.S.P.) or Special Component Plan for Scheduled Castes(S.C.S.P.)	Budget Provision			Actuals 2015-16				Actuals 2014-15			
				2015-16			GOI releases	Expenditure			GOI releases	Expenditure		
				CP/GOI Share of CSS	State Share of CSS	Total Budget Provision		CP/GOI Share of CSS	State Share of CSS	Total Expenditure		CP/GOI Share of CSS	State Share of CSS	Total Expenditure
<i>(₹ in lakh)</i>														
13	National Afforestation Programme (National Mission for Green India) (CPS) (e)	National Afforestation Programme (National Mission for Green India) (CPS) (e)	Normal	0.00	0.00	0.00	83.62	0.00	0.00	0.00	3,03.03	3,40.00	0.00	3,40.00
			S.C.S.P.	0.00	0.00	0.00		0.00	0.00	0.00		2,60.00	0.00	2,60.00
		Intensification of Forest Management (75:25) (CSS)	Normal	1,08.79	1,08.79	2,17.58		62.32	1,46.46	2,08.78		2,18.92	1,08.89	3,27.81
			S.C.S.P.	36.69	36.69	73.38		17.01	53.36	70.37		2.39	0.79	3.18
<b>Total</b>				<b>1,45.48</b>	<b>1,45.48</b>	<b>2,90.96</b>	<b>83.62</b>	<b>79.33</b>	<b>1,99.82</b>	<b>2,79.15</b>	<b>3,03.03</b>	<b>8,21.31</b>	<b>1,09.68</b>	<b>9,30.99</b>
14	Mission for 100 Smart Cities	Smart City (CSS)	T.S.P.	2,00.00	0.00	2,00.00	2,00.00	2,00.00	0.00	2,00.00	0.00	0.00	0.00	0.00
<b>Total</b>				<b>2,00.00</b>	<b>0.00</b>	<b>2,00.00</b>	<b>2,00.00</b>	<b>2,00.00</b>	<b>0.00</b>	<b>2,00.00</b>	<b>0.00</b>	<b>0.00</b>	<b>0.00</b>	<b>0.00</b>
15	Project Tiger	Non-recurring expenditure under Palamau Tiger Scheme (Cent per cent Central Scheme) (CPS) (e)	Normal	1,19.44	0.00	1,19.44	47.98	1,18.14	0.00	1,18.14	1,99.08	1,00.78	0.00	1,00.78
		Project Tiger Scheme Palamau (50 : 50) (CSS)	Normal	78.54	78.54	1,57.08		78.51	78.51	1,57.02		77.59	1,10.55	1,88.14
<b>Total</b>				<b>1,97.98</b>	<b>78.54</b>	<b>2,76.52</b>	<b>47.98</b>	<b>1,96.65</b>	<b>78.51</b>	<b>2,75.16</b>	<b>1,99.08</b>	<b>1,78.37</b>	<b>1,10.55</b>	<b>2,88.92</b>

1. Gross Budget provision and actual expenditure incurred under Tribal Area Sub-plan, Special Component Plan for Scheduled Castes and Normal for the year 2015-16 are given below:-

Nature	Gross Budget Provision	Actual Expenditure
<i>(₹ in lakh)</i>		
2015-16		
Tribal Area Sub-plan	1,28,51,67.92	1,16,57,55.87
Special Plan Component for Scheduled Castes	26,74,66.15	21,96,62.23
Normal	2,11,96,18.21	1,74,32,93.08



**APPENDIX V - PLAN SCHEME EXPENDITURE - contd.**

**B. STATE PLAN SCHEMES**

(Scheme wise expenditure with budget for the major 21 schemes in descending order of expenditure)

(₹ in lakh)

State Scheme	Plan Outlay (@)		Normal, Tribal Area Sub plan or Special Component Plan for Scheduled Caste	Budget Allocation		Expenditure	
	2015-16	2014-15		2015-16	2014-15	2015-16	2014-15
Loan to Jharkhand Bijli Vitran Nigam Limited (JBVNL)			Normal	61,36,37.00	0.00	61,36,37.00	0.00
Major roads			Normal	10,42,99.59	8,80,00.00	10,60,21.91	7,37,52.00
			TSP	16,85,12.08	10,42,00.00	15,93,01.93	10,42,00.00
	<b>Total</b>			<b>27,28,11.67</b>	<b>19,22,00.00</b>	<b>26,53,23.84</b>	<b>17,79,52.00</b>
Minimum Needs Programmes-Construction of Rural Roads			Normal	4,18,34.87	2,89,00.00	4,18,34.87	70,40.61
			TSP	5,97,32.82	3,66,00.00	5,94,02.22	3,84,71.49
			SCSP	23.52	68,00.00	64.25	66,29.22
	<b>Total</b>			<b>10,15,91.21</b>	<b>7,23,00.00</b>	<b>10,13,01.34</b>	<b>5,21,41.32</b>
Loan to Jharkhand Urja Sancharan Nigam Ltd. for Transmission (a)			Normal	3,57,29.85	4,21,27.92	3,57,29.85	4,21,27.92
			TSP	1,49,83.49	1,76,66.55	1,49,83.49	1,76,66.55
			SCSP	69,15.45	81,53.79	69,15.45	81,53.79
	<b>Total</b>			<b>5,76,28.79</b>	<b>6,79,48.26</b>	<b>5,76,28.79</b>	<b>6,79,48.26</b>
Sarva Siksha Abhiyan			Normal	1,96,18.00	2,26,60.00	1,96,18.00	2,26,60.00
			TSP	2,05,00.00	2,43,59.50	2,05,00.00	2,43,59.50
			SCSP	75,99.00	96,30.50	75,99.00	96,30.50
	<b>Total</b>			<b>4,77,17.00</b>	<b>5,66,50.00</b>	<b>4,77,17.00</b>	<b>5,66,50.00</b>
Chief Minister Village Bridge Scheme			Normal	1,91,50.07	1,47,00.00	1,91,50.07	1,46,14.44
			TSP	2,17,47.14	1,68,00.00	2,18,45.73	1,66,83.91
			SCSP	34,53.95	35,00.00	34,53.95	33,91.16
	<b>Total</b>			<b>4,43,51.16</b>	<b>3,50,00.00</b>	<b>4,44,49.75</b>	<b>3,46,89.51</b>
Patra Grihast Yojna/Mukhyamantri Khadyan Sahayata Yojna/Atirikt Gramin B.P.L. Yojna/A.P.L. Yojna (b)			Normal	1,41,12.10	1,09,21.70	1,41,05.58	1,05,09.61
			TSP	1,96,22.32	2,08,82.45	1,96,22.32	2,01,02.63
			SCSP	48,25.75	47,52.70	48,21.20	43,65.85
	<b>Total</b>			<b>3,85,60.17</b>	<b>3,65,56.85</b>	<b>3,85,49.10</b>	<b>3,49,78.09</b>

(@) Scheme-wise approved Plan Outlay is not available July 2015).

(a) Formerly known as "Loans to Jharkhand State Electricity Board for Transmission"

(b) In the previous year 2014-15, expenditure incurred against the budget provision of the scheme only "Mukhyamantri Khadyan Shayata Yojana".

**APPENDIX V - PLAN SCHEME EXPENDITURE - contd.**

**B. STATE PLAN SCHEMES - contd.**

(Scheme wise expenditure with budget for the major 21 schemes in descending order of expenditure)

(₹ in lakh)

State Scheme	Plan Outlay (@)		Normal, Tribal Area Sub plan or Special Component Plan for Scheduled Caste	Budget Allocation		Expenditure	
	2015-16	2014-15		2015-16	2014-15	2015-16	2014-15
Swarnarekha Project			TSP	2,83,35.00	1,75,00.00	1,48,70.85	1,27,35.00
			SCSP	1,07,98.00	30,00.00	2,22,72.00	0.00
	<b>Total</b>			<b>3,91,33.00</b>	<b>2,05,00.00</b>	<b>3,71,42.85</b>	<b>1,27,35.00</b>
Special Scheme for distribution of Nutritious Food for Family and Child Welfare			Normal	1,47,67.04	96,85.00	1,47,35.52	93,14.58
			TSP	1,77,26.97	1,13,40.00	1,77,26.97	1,12,53.96
			SCSP	39,83.41	26,00.00	39,67.03	24,37.71
	<b>Total</b>			<b>3,64,77.42</b>	<b>2,36,25.00</b>	<b>3,64,29.52</b>	<b>2,30,06.25</b>
Indira Awas Yojana - Schemes for General			Normal	1,72,48.00	88,20.00	1,72,48.00	21,61.49
			TSP	1,26,72.00	64,80.00	1,26,72.00	39,54.44
			SCSP	52,80.00	27,00.00	52,80.00	16,31.33
	<b>Total</b>			<b>3,52,00.00</b>	<b>1,80,00.00</b>	<b>3,52,00.00</b>	<b>77,47.26</b>
Loan to Jharkhand Bijli Vitaran Nigam Ltd. for Annual Development Programme			Normal	1,92,20.00	61,72.81	1,92,20.00	61,72.81
			TSP	80,60.00	25,88.60	80,60.00	25,88.60
			SCSP	37,20.00	11,94.74	37,20.00	11,94.74
	<b>Total</b>			<b>3,10,00.00</b>	<b>99,56.15</b>	<b>3,10,00.00</b>	<b>99,56.15</b>
Free Distribution of School Kit to Children Grant to JEPC			Normal	1,24,00.00	0.00	1,24,00.00	0.00
			TSP	1,33,30.00	0.00	1,33,30.00	0.00
			SCSP	51,87.62	0.00	51,87.62	0.00
	<b>Total</b>			<b>3,09,17.62</b>	<b>0.00</b>	<b>3,09,17.62</b>	<b>0.00</b>
Advisory and other works (including new technique)-Grants for support to successor company of J.S.E.B.			Normal	3,00,00.00	1,50,00.00	3,00,00.00	1,50,00.00
BOT (ANNUITY) Annuity Payment of BOT (Annuity) Project			TSP	2,84,63.52	3,17,00.47	2,82,75.19	3,07,48.87
Rural Sanitation (NBA)			Normal	1,26,17.00	6,50.00	1,26,17.00	6,50.00
			TSP	1,01,43.00	1,25.00	1,01,43.00	1,25.00
			SCSP	25,28.00	3,85.00	25,28.00	3,85.00
	<b>Total</b>			<b>2,52,88.00</b>	<b>11,60.00</b>	<b>2,52,88.00</b>	<b>11,60.00</b>

**APPENDIX V - PLAN SCHEME EXPENDITURE - contd.**

**B. STATE PLAN SCHEMES - contd.**

(Scheme wise expenditure with budget for the major 21 schemes in descending order of expenditure)

(₹ in lakh)

State Scheme	Plan Outlay (@)		Normal, Tribal Area Sub plan or Special Component Plan for Scheduled Caste	Budget Allocation		Expenditure	
	2015-16	2014-15		2015-16	2014-15	2015-16	2014-15
R-APDRP Part-B			Normal	1,55,00.00	0.00	1,55,00.00	0.00
			TSP	65,00.00	0.00	65,00.00	0.00
			SCSP	30,00.00	0.00	30,00.00	0.00
			<b>Total</b>	<b>2,50,00.00</b>	<b>0.00</b>	<b>2,50,00.00</b>	<b>0.00</b>
Major Urban Transport Project and Civic Infrastructure			Normal	72,34.31	0.00	72,34.31	0.00
			TSP	1,70,00.00	0.00	1,70,00.00	0.00
			<b>Total</b>	<b>2,42,34.31</b>	<b>0.00</b>	<b>2,42,34.31</b>	<b>0.00</b>
National Health Mission (NHM)			Normal	2,27,52.87	1,55.00	2,27,52.87	1,55.00
			Normal	93,53.67	2,14,56.96	93,53.31	1,82,76.88
Indira Gandhi National Old Age Pension Scheme			TSP	1,00,49.65	80,46.36	1,00,49.05	66,99.93
			SCSP	32,69.06	2,41,39.08	32,51.58	2,24,68.03
			<b>Total</b>	<b>2,26,72.38</b>	<b>5,36,42.40</b>	<b>2,26,53.94</b>	<b>4,74,44.84</b>
Major Roads- Loans from the Asian Development Bank for widening and strengthening up to 2-4 lane of State Highways			Normal	11,25.00	30,00.00	9,70.38	30,00.00
			TSP	1,62,00.00	1,37,00.00	1,89,24.82	1,37,00.00
			<b>Total</b>	<b>1,73,25.00</b>	<b>1,67,00.00</b>	<b>1,98,95.20</b>	<b>1,67,00.00</b>
National Rural Employment Guarantee Act			Normal	85,47.21	1,90,85.00	85,47.21	1,46,76.74
			TSP	62,79.58	2,34,40.00	62,79.58	2,02,01.28
			SCSP	26,16.49	92,90.00	26,16.49	79,40.53
		<b>Total</b>	<b>1,74,43.28</b>	<b>5,18,15.00</b>	<b>1,74,43.28</b>	<b>4,28,18.55</b>	
<b>GRAND TOTAL</b>				<b>1,56,22,04.40</b>	<b>70,29,09.13</b>	<b>1,55,48,39.60</b>	<b>63,18,31.10</b>

**APPENDIX V - PLAN SCHEME EXPENDITURE - contd.**  
**B. STATE PLAN SCHEMES - contd.**

Government of Jharkhand has spent ₹ 1,50,10,52.44 lakh and ₹ 2,64,24,39.61 lakh on State Plan Schemes in the year 2014-15 and 2015-16 respectively from the funds available in Consolidated Fund of the State. However, Government of India has also released grants towards State Plan to augment state resources for certain schemes. The details are given below :-

**State Plan Grants details :-**

Sl. No.	Name of Scheme	Releases
	<b>Block Grants</b>	(₹ in lakh)
1	Impact Assessment Studies (\$)	2,02,80.41
2	Pradhan Mantri Krishi Sinchayi Yojana (PMKSY- Har Khet ko Pani)	78,81.80
	<b>Sub Total</b>	<b>2,81,62.21</b>
	<b>Grants against external assistance received in kind</b>	
1	Additional Central Assistance to EAP	0.00
	<b>Other Grants for State Plan schemes</b>	
3	National Rural Employment Guarantee Act (MGNREGA)	9,78,79.90
4	Pradhan Mantri Gramin Sadak Yojana (PMGSY)	8,65,00.00
5	Sarva shiksha Abhiyan (SSA)	5,61,21.15
6	National Social Assistance Programme (NSAP)	3,88,83.88
7	National Health Mission Including NRHM	3,78,09.53
8	Pradhan Mantri Awas Yojana (Old name - Indira Awas Yojana (IAY))	2,97,40.27
9	National Programme of Nutritional support to Primary Education (MDMs)	2,45,18.16
10	National Rural Drinking Water Programme (NRDWP)	1,32,09.27

(\$) Formerly known as "Accelerated Irrigation Benefits Programme (AIBP) and Other Water Resources Programme"

**APPENDIX V - PLAN SCHEME EXPENDITURE - contd.**  
**B. STATE PLAN SCHEMES - contd.**

**State Plan Grants details - contd.**

Sl. No.	Name of Scheme	Releases
<b>Other Grants for State Plan schemes- contd.</b>		<i>(₹ in lakh)</i>
11	TSP 2 Grants-in-aid	1,22,02.96
12	National Rural Livelihood Mission (NRLM)	1,02,17.13
13	Tribal sub Plan	1,00,00.00
14	Swachh Bharat Abhiyan	97,31.72
15	Rashtriya Krishi Vikas Yojana	78,32.00
16	Rashtriya Madhyamik Shiksha Abhiyan (RMSA)	77,53.04
17	National Food Security Mission (Restructure)	29,46.24
18	National Horticultural Mission	25,78.60
19	Swachh Bharat Mission (Urban)	23,96.19
20	Post Matric Technical Scholarship for OBC	23,76.00
21	Pradhan Mantri Krishi Sinchai Yojana (WaterShed Development Works) (@)	23,43.00
22	Pradhan Mantri Adarsh Gram Yojana (PMAGY) (#)	21,00.00
23	Support for Educational Development Including Teachers Training and Adult Education	18,37.50
24	Pradhan Mantri Krishi Sinchayi Yojana (PMKSY)	14,96.73
25	Sub Mission on Agriculture Extension and Technology	13,27.06
26	National AIDS & STD Control Programme	12,42.65
27	Roads and Bridges	8,44.00
28	National Ayush Mission	6,24.72

(@) Formerly known as "Integrated Water Shed Management Programme"

(#) Formerly known as "Rajiv Awas Yojana"

**APPENDIX V - PLAN SCHEME EXPENDITURE - conclud.**  
**B. STATE PLAN SCHEMES - conclud.**

**State Plan Grants details - conclud.**

Sl. No.	Name of Scheme	Releases
<b>Other Grants for State Plan schemes- conclud.</b>		<i>(₹ in lakh)</i>
29	National Mission on Sustainable Agriculture	6,02.00
30	Scheduled Caste Development Corporation	5,30.00
31	Paramparagat Krishi Vikas Yojana	3,21.21
32	Pre Matric Technical Scholarship for OBC	2,14.85
33	Sub Mission on Agricultural Mechanisation	2,09.60
34	Development of Minorities : Scheme for Providing Education to Madarasas, Minorities and Disabled	2,04.48
35	Veterinary Services and Animal Health	89.09
36	National Project on Management of Soil Health and Fertility	70.85
37	Development and Planning Quality and Assurance	66.00
38	Boys Hostels	18.26
39	National Mission for Empowerment of Women including Indira Ganchi Matritya Sahayog Yojana	17.32
<b>Sub Total</b>		<b>46,68,55.35</b>
<b>Total</b>		<b>49,50,17.56</b>

**APPENDIX VI - DIRECT TRANSFER OF CENTRAL SCHEME FUNDS TO IMPLEMENTING AGENCIES IN THE STATE**  
**(Funds routed outside State Budgets) (Unaudited figures)**

Refer to Para 3 (xiii) of notes to accounts

Government of India's Schemes	Implementing Agencies	Government of India releases	
		2015-16	2014-15
			<i>(₹ in lakh)</i>
MPs Local Area Development Scheme MPLADs	Deputy Commissioners/District Magistrates	92,50.00	62,50.00
National Ganga Plan	Jharkhand State Water and Sanitation Mission	27,82.70	0.00
Mechanism for Marketing of Minor Forest Product (MFP) Through Minimum Support Price (MSP) and Development of Value Chain for MFP	Jharkhand State Co-operative Lac Marketing and Procurement Federation Ltd.	18,32.00	4,64.00
Off Grid/Distributed and Decentralised Renewable Power Infrastructure Development & Capacity Building	Jharkhand Renewable Energy Development Agency	15,50.81	6,51.00
National Rural Livelihood Mission	Indo Danish Tool Room , Jamshedpur	14,66.14	13,43.96
Mega Clusters Textiles	Jharkhand State Livelihood Promotion Society	13,02.80	0.00
Capacity Building : Panchayat Sashaktikaran Abjiyan	Jharkhand Silk Textile & Handicraft Development Corporation Ltd., Ranchi	9,65.20	1,50.37
National Rural Employment Guarantee Scheme (MGNREGA)	SIRD Hehal Ranchi Jharkhand	9,49.00	0.00
Setting up of Five Mega Clusters 1 Zari in Bareilly 2 Chicken in Luchnow 3 Embroidery in Kutch 4 Powerloom Cluster in Surat 5 Handloom Cluster in Tripura	Jharkhand State Rural Employment Guarantee Council	9,13.02	0.00
National AGRI-TECH Infrastructure	Jharkhand Silk Textile & Handicraft Development Corporation Ltd., Ranchi	7,50.00	1,00.00
SECC	Jharkhand State Agricultural Marketing Board, Ranchi	5,70.00	0.00
Alliance and R & D Mission	Jharkhand State Livelihood Promotion Society	4,37.00	0.00
National Mission on Food Processing (SAMPDA)	HRD Department Government of Jharkhand	3,95.39	0.00
	Ranchi Municipal Corporation	2,59.38	0.00

**APPENDIX VI - DIRECT TRANSFER OF CENTRAL SCHEME FUNDS TO IMPLEMENTING AGENCIES IN THE STATE - contd.**  
**(Funds routed outside State Budgets) (Unaudited figures)**

Refer to Para 3 (xiii) of notes to accounts

Government of India's Schemes	Implementing Agencies	Government of India releases	
		2015-16	2014-15
			<i>(₹ in lakh)</i>
Development of Infrastructure for Promotion of Health Research	Principal, MGM Medical College, Jamshedpur	2,33.87	0.00
Village Entrepreneurship "START-UP Programme	Jharkhand State Livelihood Promotion Society	1,80.00	0.00
Technoology Development Programme	Jharkhand Space Application Centre	1,60.00	0.00
Hospitals and Dispensaries	Police Department, Government of Jharkhand, Ranchi	1,44.00	0.00
Grant-in-aid to Voluntary Organisation Working for the Welfare of Scheduled Tribes	Bharat Sevashram Sangha (Dumka, Branch)	1,02.09	47.75
Shayama Prasad Mukherjee Rurban Mission	Jharkhand rural development department	1,00.00	0.00
Grants-in-aid to Voluntary Organisation Working for the Welfare of Scheduled Tribes	Bharat Sevashram Sangha (Jamshedpur, Branch)	86.32	1,47.17
Support to NGOs /Institutions/SRCs for Adult Education and Skill Development (Merged Schemes of NGOs JSS SRCs)	State Resource Centre ADRI Ranchi	79.61	35.12
National Child Labour Project Including Grants-in aid to Voluntary Agencies	Child Labour Rehabilitation Project Society, Ranchi	78.30	0.00
National Medicinal Plants Board	Forest Development Agency Ranchi	74.87	6,03.00
National Child Labour Project Including Grants-in aid to Voluntary Agencies	Child Labour Project Society, Pakur	70.31	0.00
National Child Labour Project Including Grants-in aid to Voluntary Agencies	Child Labour Rehabilitation Socierty, Sahibganj	63.80	1,90.23
National Child Labour Project Including Grants-in aid to Voluntary Agencies	District Child Labour Elimination Society, Distt. Dumka	60.08	35.00
Free Coaching and Allied Scheme for Minorities	SGRS Academic Private Limited	58.75	0.00



**APPENDIX VI - DIRECT TRANSFER OF CENTRAL SCHEME FUNDS TO IMPLEMENTING AGENCIES IN THE STATE - contd.**  
**(Funds routed outside State Budgets) (Unaudited figures)**

Refer to Para 3 (xiii) of notes to accounts

Government of India's Schemes	Implementing Agencies	Government of India releases	
		2015-16	2014-15
			<i>( ₹ in lakh)</i>
Grants-in-aid to Voluntary Organisation Working for the Welfare of Scheduled Tribes	Ramakrishna Mission Ashrama, Morabadi, Ranchi, Jharkhand	54.81	54.31
National Child Labour Project Including Grants-in aid to Voluntary Agencies	National Child Labour Project, Hazaribagh	54.76	36.98
Development of Particularly vulnerable Tribal Groups (PTG)	Bharat Sevashram Sngha, Barajuri Branch	52.38	0.00
Off Grid/Distributed and Decentralised Renewable Power	Ankur Biochem Private Limited	46.00	0.00
Top Class Education Scheme for SC	Birla Institute of Technolgy, Mesra, Ranchi	39.49	0.00
Support to NGOs /Institutions/SRCs for Adult Education and Skill Development (Merged Schemes of NGOs JSS SRCs)	Jharkhand Mahila Samakhya Society	38.00	0.00
Environment Information Education and Awareness	BAIF Institute for Rural Vocations and Advancement (BIRVA)	31.33	0.00
Support to NGOs /Institutions/SRCs for Adult Education and Skill Development (Merged Schemes of NGOs JSS SRCs)	Jan Shikshan Sansthan - Ranchi	30.24	0.00
Industrial Infrastructure Upgradation Scheme IIUS DIPP	Adityapur Auto Cluster	0.00	12,48.77
Grants-in-aid to NGOs for STs including Coaching & Allied scheme and Award for Exemplary Service	Ramakrishna Mission Tuberculosis Sanatorium, Ranchi, Jharkhand	0.00	3,42.47
Development of Particularly vulnerable Tribal Groups (PTG)	Bharat Sevashram Sangha (Jamshedpur, Branch)	0.00	2,21.91
Research and Development Support (SERC)	Birla Institute of Technolgy, Mesra, Ranchi	0.00	95.50
National Child Labour Project Including Grants-in aid to Voluntary Agencies	Child Development Project Society, Garhwa	0.00	85.95
Development of Particularly vulnerable Tribal Groups (PTG)	Bharat Sevashram Sangha	0.00	72.14
Renewable Enerfy for Rural Appllications for All Villages	Jharkhand Renewable Energy Development Agency	0.00	67.32

**APPENDIX VI - DIRECT TRANSFER OF CENTRAL SCHEME FUNDS TO IMPLEMENTING AGENCIES IN THE STATE - conclud.**  
**(Funds routed outside State Budgets) (Unaudited figures)**

Refer to Para 3 (xiii) of notes to accounts

Government of India's Schemes	Implementing Agencies	Government of India releases	
		2015-16	2014-15
			<i>( ₹ in lakh)</i>
Urban Sports Infrastructure Scheme	Ranchi University, Ranchi	0.00	62.20
National Child Labour Project Including Grants-in aid to Voluntary Agencies	Child Labour Rehabilitation Project Society, Ranchi	0.00	52.62
Strengthening of Education Among ST Girls in Low Literacy Districts	Bharatiya Adim Jati Sevak Sangh (Lumbai, Jharkhand Branch)	0.00	44.43
Umbrella Scheme for Education of ST Students	Birla Institute of Technolgy, Mesra, Ranchi	0.00	42.30
Other Schemes for which each release is less than ₹ 30.00 lakh	Other Implementing Agencies	5,69.78	6,47.08
<b>Total</b>		<b>2,58,32.22</b>	<b>1,30,91.59</b>

1. The figures are taken from the 'Central Plan Scheme Monitoring System (CPSMS)' portal of the Controller General of Accounts. These are unaudited figures.
2. The total releases shown in this appendix exclude an amount of ₹ 4,62,94.47 lakh and ₹ 1,52,81.74 lakh respectively for the financial year 2015-16 and 2014-15 released to Central Bodies located in the State as well as various other organisations outside the perview of the Government of Jharkhand.

**APPENDIX VII ACCEPTANCE AND RECONCILIATION OF BALANCES**

**(As depicted in Statement 18 and 21)**

**1. Acceptance of Balances**

Instances where verification and acceptance of balances involving large amounts have been delayed in respect of loans the detailed accounts of which are kept by Accountant General (A&E)

Sl. No	Head of Account and name of Institutions	Number of acceptances awaited	Earliest year from which acceptance awaited	Amount outstanding in respect of these as on 31 March 2016
				<i>(₹ in lakh)</i>
1	6215 Loans for Water Supply and Sanitation			
	Loans to Ranchi Nagar Nigam	5	2003-04	11,86.99
		7	2004-05	2,32.64
		12	2005-06	10,50.40
		5	2006-07	1,56.78
		7	2007-08	3,03.23
		2	2008-09	1,34.76
		16	2009-10	2,97.64
	Loans to Local Bodies	93	2003-04	8,40.87
		125	2004-05	16,25.40
		234	2005-06	29,15.12
		120	2006-07	40,97.37
		146	2007-08	43,25.93
		175	2008-09	30,16.42
		5	2009-10	7.92
	Loans to Dhanbad Nagar Nigam	2	2006-07	33.85
		4	2007-08	1,11.43
		5	2008-09	2,37.20
		5	2009-10	77.52
2	6216 Loans for Housing			
	Loans to Jharkhand State Housing Board	1	2005-06	2,10.00
		1	2007-08	1,20.00

**APPENDIX VII ACCEPTANCE AND RECONCILIATION OF BALANCES - contd.**

**(As depicted in Statement 18 and 21)**

**1. Acceptance of Balances**

Instances where verification and acceptance of balances involving large amounts have been delayed in respect of loans the detailed accounts of which are kept by Accountant General (A&E)

Sl. No	Head of Account and name of Institutions	Number of acceptances awaited	Earliest year from which acceptance awaited	Amount outstanding in respect of these as on 31 March 2016
				<i>(₹ in lakh)</i>
		1	2008-09	1,20.00
		2	2009-10	3,00.00
		1	2010-11	2,20.00
		1	2011-12	1,00.00
		3	2012-13	2,00.00
		2	2013-14	6,00.00
3	6217 Loans for Urban Development			
	Loans to Ranchi Nagar Nigam	1	2003-04	2,26.96
		3	2004-05	2,34.08
		6	2005-06	4,50.32
		4	2006-07	3,42.60
		5	2007-08	4,31.02
		3	2008-09	3,46.23
		16	2009-10	6,52.22
		3	2010-11	3,92.15
		1	2011-12	4,04.15
		2	2012-13	5,26.04
		1	2013-14	4,77.97
	Loans to Deoghar Nagar Nigam	1	2013-14	1,30.26

**APPENDIX VII ACCEPTANCE AND RECONCILIATION OF BALANCES - contd.**

**(As depicted in Statement 18 and 21)**

**1. Acceptance of Balances**

Instances where verification and acceptance of balances involving large amounts have been delayed in respect of loans the detailed accounts of which are kept by Accountant General (A&E)

Sl. No	Head of Account and name of Institutions	Number of acceptances awaited	Earliest year from which acceptance awaited	Amount outstanding in respect of these as on 31 March 2016
				<i>(₹ in lakh)</i>
3	6217 Loans for Urban Development - conclud.			
	Loans to Local Bodies	42	2003-04	7,73.03
		74	2004-05	7,85.23
		129	2005-06	32,13.92
		44	2006-07	7,32.72
		103	2007-08	16,90.06
		127	2008-09	17,39.08
		7	2009-10	8.16
		64	2010-11	7,23.29
		28	2011-12	5,83.93
		54	2012-13	9,05.60
		26	2013-14	7,04.02
	Loans to Dhanbad Nagar Nigam	5	2006-07	36.32
		7	2007-08	2,08.41
		8	2008-09	3,99.69
		9	2009-10	2,98.71
		3	2010-11	1,52.67
		1	2011-12	1,52.67
		2	2012-13	2,18.21
		1	2013-14	1,31.33

**APPENDIX VII ACCEPTANCE AND RECONCILIATION OF BALANCES - contd.**

**(As depicted in Statement 18 and 21)**

**1. Acceptance of Balances**

Instances where verification and acceptance of balances involving large amounts have been delayed in respect of loans the detailed accounts of which are kept by Accountant General (A&E)

Sl. No	Head of Account and name of Institutions	Number of acceptances awaited	Earliest year from which acceptance awaited	Amount outstanding in respect of these as on 31 March 2016
<i>(₹ in lakh)</i>				
4	6425 Loans for Co-operation			
	Loans to Registrar Co-operative Societies	2	2005-06	3,69.58
		3	2006-07	3,85.13
		1	2008-09	5.00
		5	2009-10	5,00.00
		9	2010-11	4,10.00
		9	2011-12	19,94.54
		6	2013-14	10,65.00
5	6515 Loans for other Rural Development Programme			
	Loans to Zila Parishad	18	2001-02	1,46.64
		18	2002-03	1,50.00
		18	2004-05	55.14
		15	2005-06	72.37
		14	2006-07	72.25
		7	2007-08	29.83
		9	2008-09	38.45
		26	2009-10	1,47.83
		19	2010-11	15,17.65
		20	2011-12	17,02.99
		20	2012-13	1,87.50
		23	2013-14	2,19.67

**APPENDIX VII ACCEPTANCE AND RECONCILIATION OF BALANCES - contd.**

**(As depicted in Statement 18 and 21)**

**1. Acceptance of Balances**

Instances where verification and acceptance of balances involving large amounts have been delayed in respect of loans the detailed accounts of which are kept by Accountant General (A&E)

Sl. No	Head of Account and name of Institutions	Number of acceptances awaited	Earliest year from which acceptance awaited	Amount outstanding in respect of these as on 31 March 2016
<i>(₹ in lakh)</i>				
6	6801 Loans for Power Projects			
	Loans to Jharkhand State Electricity Board	6	2001-02	3,05,80.00
		6	2002-03	1,91,00.00
		7	2003-04	78,58.50
		7	2004-05	3,00,76.00
		9	2005-06	3,35,26.00
		8	2006-07	1,14,00.00
		7	2007-08	4,57,00.00
		7	2008-09	3,00,00.00
		13	2009-10	5,12,00.45
		18	2010-11	2,75,43.88
		9	2011-12	1,64,94.69
		19	2012-13	5,41,69.82
		9	2013-14	1,75,34.48
7	6885 Other Loans to Industries and Minerals			
	Loans to Bihar Sponge Iron Ltd., Chandil	1	2004-05	32,50.00
	Loans for Emergency Debt to Closed and Sick Industrial Units	2	2006-07	4,75.00
<b>Total</b>				<b>42,85,70.91</b>

**APPENDIX VII – ACCEPTANCE AND RECONCILIATION OF BALANCES - conclud.**

**(As depicted in Statement 18 and 21)**

**2. Unreconciled differences between Ledger and Broadsheet**

Particulars of details/ information awaited from Departmental/ Treasury Officers in connection with reconciliation of balances.

*(₹ in lakh)*

Head of account	Earliest year to which the difference relates	Amount of difference	Departmental officers/ Treasury officers with whom differences under reconciliation	Particulars of awaited/ documents/ details
1	2	3	4	5

Reconciliation is pending (August 2016)



## APPENDIX VIII – FINANCIAL RESULTS OF IRRIGATION SCHEMES

### (i) - FINANCIAL RESULTS OF IRRIGATION WORKS

Sl. No.	Name of Project	Capital Outlay during the year 2015-16 (Budget Estimate)			Capital Outlay to end of the year 2015-16 (Revised Estimate)			Revenue Receipts during the year 2015-16			Revenue foregone or remission of revenue during the year 2015-16 (columns 11 and 12)	Total revenue during the year 2015-16 (columns 13 and 14)			Working Expenses and Maintenance charges during 2015-16			Net Revenue excluding interest			Net Profit or loss after meeting interest	
		Direct	Indirect	Total	Direct	Indirect	Total	Direct Revenue	Indirect Receipts	Total		Direct	Indirect	Total	Direct	Indirect	Total	Surplus of revenue (column 13) over expenditure (column 16) (+) or excess of expenditure over revenue (col. 13) (-)	Rate percent on capital outlay to the end of 2015-16	Interest on direct Capital Outlay	Surplus of revenue over expenditure (+) or excess of expenditure over revenue (-)	Rate percent on capital outlay to the end of the year 2015-16
1	2	3	4	5	6	7	8	9	10	11	12	13	14	15	16	17	18	19	20	21		
1	Subarnarekha Multipurpose Project	10,07,00.00		10,07,00.00	8,18,08.00		8,18,08.00	60,63.65		60,63.65		60,63.65	7,89,38.41		7,89,38.41							
2	Raise Reservoir Scheme	15,00.00		15,00.00	0.00		0.00															
3	Tajna Reservoir Scheme	1,06,80.00		1,06,80.00	1,02,20.00		1,02,20.00															
4	Suru Reservoir Scheme												6,98.00		6,98.00							
5	Amarnat Barrage Scheme												12,88.53		12,88.53							
6	Punasi Reservoir Scheme												29,73.96		29,73.96							
7	Konar Irrigation Scheme												12,43.34		12,43.34							

(₹ in lakh)

**APPENDIX VIII – FINANCIAL RESULTS OF IRRIGATION SCHEMES - contd.**

**(i) - FINANCIAL RESULTS OF IRRIGATION WORKS**

Sl. No.	Name of Project	Capital Outlay during the year 2015-16 (Budget Estimate)			Capital Outlay to end of the year 2015-16 (Revised Estimate)			Revenue Receipts during the year 2015-16			Revenue foregone or remission of revenue during the year 2015-16 (columns 11 and 12)	Working Expenses and Maintenance charges during 2015-16			Net Revenue excluding interest			Net Profit or loss after meeting interest		
		Direct	Indirect	Total	Direct	Indirect	Total	Direct Revenue	Indirect Receipts	Total		Direct	Indirect	Total	Surplus of revenue (column 13) over expenditure (col. 16) over revenue (col. 13) (-)	Rate percent on capital outlay to the end of 2015-16	Interest on direct Capital Outlay	Surplus of revenue over expenditure (+) or excess of revenue (-)	Rate percent on capital outlay to the end of 2015-16	
1	2	3	4	5	6	7	8	9	10	11	12	13	14	15	16	17	18	19	20	21
8	North Koel Reservoir Scheme												5,25.26		5,25.26					
9	Jharjhara Reservoir Scheme												0.00		0.00					
10	Suali Reservoir Scheme												0.00		0.00					
11	Kanti Reservoir Scheme												37.61		37.61					
12	Kans Reservoir Scheme												0.00		0.00					
13	Bateswar asthan Pump Canal Scheme												9,58.13		9,58.13					
14	Domninala Reservoir Scheme												10,00.00		10,00.00					

(₹ in lakh)

**APPENDIX VIII – FINANCIAL RESULTS OF IRRIGATION SCHEMES - contd.**

**(i) - FINANCIAL RESULTS OF IRRIGATION WORKS**

Sl. No.	Name of Project	Capital Outlay during the year 2015-16 (Budget Estimate)			Capital Outlay to end of the year 2015-16 (Revised Estimate)			Revenue Receipts during the year 2015-16			Revenue foregone or remission of revenue during the year 2015-16 (columns 11 and 12)	Working Expenses and Maintenance charges during 2015-16			Net Revenue excluding interest			Net Profit or loss after meeting interest		
		Direct	Indirect	Total	Direct	Indirect	Total	Direct Revenue	Indirect Receipts	Total		Direct	Indirect	Total	Surplus of revenue (column 13) over expenditure (col. 16) over revenue (col. 13) (-)	Rate percent on capital outlay to the end of 2015-16	Interest on direct Capital Outlay	Surplus of revenue over expenditure (+) or excess of revenue (-)	Rate percent on capital outlay to the end of 2015-16	
1	2	3	4	5	6	7	8	9	10	11	12	13	14	15	16	17	18	19	20	21
15	Kehuniya Nala Aug.Scheme												0.00		0.00					
16	Tilaiya Irrigation Scheme												11,96.37		11,96.37					
17	Ajay Barrage Project	98,80.00		98,80.00	92,50.00		92,50.00						15,78.30		15,78.30					
18	Bhairwa Reservoir Scheme												1,12.77		1,12.77					
19	Nakti Reservoir Scheme												0.00		0.00					
20	Ramrekha Reservoir Scheme												16.00		16.00					
21	Batane Reservoir Scheme												36,91.59		36,91.59					

(₹ in lakh)

**APPENDIX VIII – FINANCIAL RESULTS OF IRRIGATION SCHEMES - contd.**

**(i) - FINANCIAL RESULTS OF IRRIGATION WORKS**

Sl. No.	Name of Project	Capital Outlay during the year 2015-16 (Budget Estimate)			Capital Outlay to end of the year 2015-16 (Revised Estimate)			Revenue Receipts during the year 2015-16			Revenue foregone or remission of revenue during the year 2015-16 (columns 11 and 12)	Total revenue during 2015-16 (column 13)	Working Expenses and Maintenance charges during 2015-16			Net Revenue excluding interest			Net Profit or loss after meeting interest	
		Direct	Indirect	Total	Direct	Indirect	Total	Direct Revenue	Indirect Receipts	Total			Direct	Indirect	Total	Surplus of revenue (column 13) over expenditure (column 16) (+) or excess of expenditure over revenue (col. 13) (-)	Rate percent on capital outlay to the end of the year 2015-16	Interest on direct Capital Outlay	Surplus of revenue over expenditure (+) or excess of expenditure over revenue (-)	Rate percent on capital outlay to the end of the year 2015-16
1	2	3	4	5	6	7	8	9	10	11	12	13	14	15	16	17	18	19	20	21
22	Gumani Barrage Scheme												3,43.74		3,43.74					
23	Surangi Reservoir Scheme												0.00		0.00					
24	Sonua Reservoir Scheme												1,51.50		1,51.50					
25	Panchkhero Reservoir Scheme												10,33.58		10,33.58					
26	Sukri Reservoir Scheme												1,01.09		1,01.09					
27	Kesho Reservoir Scheme												5,00.00		5,00.00					
28	Uppershankh Reservoir Scheme												6,86.54		6,86.54					

(₹ in lakh)

**APPENDIX VIII – FINANCIAL RESULTS OF IRRIGATION SCHEMES - contd.**

**(i) - FINANCIAL RESULTS OF IRRIGATION WORKS**

Sl. No.	Name of Project	Capital Outlay during the year 2015-16 (Budget Estimate)			Capital Outlay to end of the year 2015-16 (Revised Estimate)			Revenue Receipts during the year 2015-16			Revenue foregone or remission of revenue during the year 2015-16 (columns 11 and 12)	Total revenue during 2015-16 (column 13)	Working Expenses and Maintenance charges during 2015-16			Net Revenue excluding interest			Net Profit or loss after meeting interest	
		Direct	Indirect	Total	Direct	Indirect	Total	Direct Revenue	Indirect Receipts	Total			Direct	Indirect	Total	Surplus of revenue (column 13) over expenditure (column 16) (+) or excess of expenditure over revenue (col. 13) (-)	Rate percent on capital outlay to the end of the year 2015-16	Interest on direct Capital Outlay	Surplus of revenue over expenditure (+) or excess of expenditure over revenue (-)	Rate percent on capital outlay to end of the year 2015-16
1	2	3	4	5	6	7	8	9	10	11	12	13	14	15	16	17	18	19	20	21
29	Kansjore Reservoir Scheme												0.00		0.00					
30	Restoration Schemes	61,00.00		61,00.00	40,00.00		40,00.00						34,03.04		34,03.04					
31	ERM Schemes	85,00.00		85,00.00	52,70.00		52,70.00						41,55.64		41,55.64					
32	New Scheme	2,40.00		2,40.00	0.00		0.00													
33	Capacity Building & Strengthening	21,20.00		21,20.00	13,56.00		13,56.00						9,09.68		9,09.68					
34	AIBP Minor Schemes	3,81,79.39		3,81,79.39	60,63.39		60,63.39						42.42		42.42					
35	Minor (Ongoing) Schemes	54,03.00		54,03.00	32,15.00		32,15.00						22,35.89		22,35.89					
36	Minor (New) Schemes	63,26.61		63,26.61	86,91.61		86,91.61						24,68.68		24,68.68					
37	AIBFMP Flood	30,00.00		30,00.00	15,00.00		15,00.00						14,80.00		14,80.00					

(₹ in lakh)

**APPENDIX VIII – FINANCIAL RESULTS OF IRRIGATION SCHEMES - contd.**

**(i) - FINANCIAL RESULTS OF IRRIGATION WORKS**

Sl. No.	Name of Project	Capital Outlay during the year 2015-16 (Budget Estimate)			Capital Outlay to end of the year 2015-16 (Revised Estimate)			Revenue Receipts during the year 2015-16			Revenue foregone or remission of revenue during the year 2015-16 (columns 11 and 12)	Working Expenses and Maintenance charges during 2015-16			Net Revenue excluding interest			Net Profit or loss after meeting interest		
		Direct	Indirect	Total	Direct	Indirect	Total	Direct Revenue	Indirect Receipts	Total		Direct	Indirect	Total	Surplus of revenue (column 13) over expenditure (col. 16) over revenue (col. 13) (-)	Rate percent on capital outlay to the end of the year 2015-16	Interest on direct Capital Outlay	Surplus of revenue over expenditure (+) or excess of expenditure over revenue (-)	Rate percent on capital outlay to the end of the year 2015-16	
1	2	3	4	5	6	7	8	9	10	11	12	13	14	15	16	17	18	19	20	21
38	Flood (Ongoing) Schemes	22,43.00		22,43.00	22,43.00		22,43.00						22,02.71		22,02.71					
39	Flood (New) Schemes	17,28.00		17,28.00	16,28.00		16,28.00						13,98.84		13,98.84					
40	RRR of Water Bodies	20,00.00		20,00.00	0.00		0.00						0.00		0.00					
41	Ground Water	10,00.00		10,00.00	0.00		0.00						0.00		0.00					
42	CAD	4,00.00		4,00.00	1,30.00		1,30.00						57.50		57.50					
	<b>Total</b>	<b>20,00,00.00</b>		<b>20,00,00.00</b>	<b>135375.00</b>		<b>13,53,75.00</b>	<b>60,63.65</b>		<b>60,63.65</b>		<b>60,63.65</b>	<b>11,54,29.12</b>		<b>11,54,29.12</b>					

(₹ in lakh)

Note: The above information have been received from Water Resource Department, Jharkhand, Ranchi vide letter no. 3914 dater 01.08.2016.

**APPENDIX - VIII - FINANCIAL RESULTS OF IRRIGATION SCHEMES - conclud.**

**(ii) FINANCIAL RESULTS OF ELECTRICITY SCHEMES**

Sl. No.	Name of Projects	Direct Capital Outlay		Gross Revenue during 2015-16	Working expenses			Net Revenue excluding interest		Interest on Capital Outlay	Net profit or loss after meeting interests	
		During 2015-16	To end of 2015-16		Depreciation	Direct working expenses	Total working expenses	Surplus of revenue over expenditure (+) or excess of expenditure over revenue (-)	Rate per cent on capital to end of the year		Surplus of revenue over expenditure (+) or excess of expenditure over revenue (-)	Rate per cent on capital outlay to end of the year
1	2	3	4	5	6	7	8	9	10	11	12	13

*(₹ in lakh)*

No information from State Government received.

**APPENDIX IX - COMMITMENTS OF THE GOVERNMENT - LIST OF INCOMPLETE CAPITAL WORKS**

Sl. No.	Name of Project/ Works	Estimated cost of work / dt. of sanction	Year of commencement of work	Target year of completion	Physical progress of work (in per cent)	Expenditure durring the year	Progressive expenditure to the end of year	Pending Payment	Revised cost of any/Date of revision
1	2	3	4	5	6	7	8	9	10
<i>(₹ in lakh)</i>									
1	W/S of Govindpur-Jamtara-Dumka-Barhet-Sahebganj Road (ADB Funded)	Rs. 13,67,49.00 Lacs No. RCD/ ADB/Misc- 27/2008-599 Dated 16.10.2015	2010-11	31.12.2016	80.835	1,72,00.00	9,87,32.10	3,80,16.90	N.A.
2	Ajay Barrage Scheme	96,20,00 dt 05-02-16	2015-16	2016-17	85	0.00	0.00	97,10,00.00	N.A.
3	AJAY BARRAGE PROJECT	3,51,84.52 37/06-07 22.03.07	1975	2011-12	96	3,83.23	69,00.70		N.A.
4	AJAY BARRAGE PROJECT	10,35.00 A.A. Sanctioned by Govt. of Bihar Lt. No. 2544 Dt. 13.08.1975	1975	2016-17	Work in Progress	1,98.74	97,80.77	0.00	Est. Revised by Lt. No. 37/06- 07 for Rs. 3,51.85 Crore
5	AJAY BARRAGE PROJECT	10,35.00 A.A. Sanctioned by Govt. of Bihar Lt. No. 2544 Dt. 13.08.1975	1975	2016-17	Work in Progress	1,97.09	43,86.80	0.00	Est. Revised by Lt. No. 37/06- 07 for Rs. 3,51.85 Crore
6	AJAY BARRAGE PROJECT	10,35.00 A.A. Sanctioned by Govt. of Bihar Lt. No. 2544 Dt. 13.08.1975	1975	2016-17	Work in Progress	3,08.97	17,99.32	0.00	Est. Revised by Lt. No. 37/06- 07 for Rs. 3,51.85 Crore



**APPENDIX IX - COMMITMENTS OF THE GOVERNMENT - LIST OF INCOMPLETE CAPITAL WORKS - contd.**

Sl. No.	Name of Project/ Works	Estimated cost of work / dt. of sanction	Year of commencement of work	Target year of completion	Physical progress of work (in per cent)	Expenditure durring the year	Progressive expenditure to the end of year	Pending Payment	Revised cost of any/Date of revision
1	2	3	4	5	6	7	8	9	10
<i>(₹ in lakh)</i>									
7	AJAY BARRAGE PROJECT	10,35.00 A.A. Sanctioned by Govt. of Bihar Lt. No. 2544 Dt. 13.08.1975	1975	2016-17	Work in Progress	22.90	8,20.46	0.00	Est. Revised by Lt. No. 37/06-07 for Rs. 3,51.85 Crore
8	Construction of Bhairwa R/S	5,57,31.18	02.07.2005	31.03.2009	80.05	1,12.77	60,11.66	Work in Progress	N.A.
9	Const of Senior Staff Quarter at Booty Road, Ranchi.	3,33.85 SBD-10/2015-16	16.02.16	15.1.17	5	50.00	50.00	0.00	N.A.
10	Const of C-type quarter (4 blocks 48 units) at ratu raod Ranchi	12,33.85 SBD-09/2015-16	16.02.16	15.5.17	8	1,00.00	1,00.00	0.00	N.A.
11	Construction of Jharkhand Assemly building in core capital area Ranchi	2,90,72.78 SBD-07/2015-16	24.01.16	24.1.19	15	44,00.00	44,00.00	0.00	N.A.
12	Construction of J.P.S.C Ranchi	7,48.53 SBD-03/2015-16	28.08.15	27.02.17	55	4,07.00	4,07.00	0.00	N.A.
13	Construction of New Jharkhand High Court Building at Dhurwa Ranchi	2,64,58.63 SBD-02/2015-16	18.06.15	17.12.17	34	89,40.00	89,40.00	0.00	N.A.

**APPENDIX IX - COMMITMENTS OF THE GOVERNMENT - LIST OF INCOMPLETE CAPITAL WORKS - contd.**

Sl. No.	Name of Project/ Works	Estimated cost of work / dt. of sanction	Year of commencement of work	Target year of completion	Physical progress of work (in per cent)	Expenditure durring the year	Progressive expenditure to the end of year	Pending Payment	Revised cost of any/Date of revision
1	2	3	4	5	6	7	8	9	10
<i>(₹ in lakh)</i>									
14	Construction of Admin. Building for Staff Selection Commission at Namkum, Ranchi	9,35.91 SBD-02/2014-15	24.10.14	23.04.16	54	5,00.00	5,00.00	0.00	N.A.
15	Construction of H.R/ C.R. cum Scape at Km. 13.40 of CLMC	5,51.68 SBD-01/2014-15 Dt.16 .02.2015	16.02.2015	15.02.2017	99.90	5,51.18	5,51.18	0.00	N.A.
16	Construction of WBM Road between Km. 16.768 to 32.308.	3,12.12 SBD-01/2012-13 dt. 13. 10.2012	13.10.2012	12.10.2013	63	38.19	1,96.69	0.00	N.A.
17	Construction of PCC Lining in Cutting Zone from Km.16.768 to 32.308	21,16.40 SBD-01/2011-12 dt. 14. 03.2012	14.03.2012	15.06.2015	99	9,31.64	20,87.93	0.00	N.A.
18	Construction of Engineer's Bhawan P.W.D at Doranda Ranchi	9,19.30 SBD-01/2015-16	17.06.15	16.9.16	24	2,16.11	2,16.11	0.00	N.A.
19	Construction of boundry wall of proposed assemly bhawan in core capital area ranchi	3,57.58 SBD-01/2014-15	13.06.14	12.03.15	48	1,67.92	1,67.92	0.00	N.A.
20	Construction work of Kapali Minor Ex. From Satnala Dam.	9,80.23 SBD-02/13-14 dt. 16.12.13	16.12.2013	31.03.2015	13	1,27.48	1,27.48	0.00	N.A.

**APPENDIX IX - COMMITMENTS OF THE GOVERNMENT - LIST OF INCOMPLETE CAPITAL WORKS - contd.**

Sl. No.	Name of Project/ Works	Estimated cost of work / dt. of sanction	Year of commencement of work	Target year of completion	Physical progress of work (in per cent)	Expenditure durring the year	Progressive expenditure to the end of year	Pending Payment	Revised cost of any/Date of revision
1	2	3	4	5	6	7	8	9	10
<i>(₹ in lakh)</i>									
21	Construction work of Satnala Dam.	18,20.74 SBD-02/12-13 dt. 04.01.13	04.01.2013	31.03.2016	95	9,90.00	16,80.96	0.00	N.A.
22	Construction work of Gouri Minor Ex. From Satnala Dam.	7,18.80 SBD-01/13-14 dt. 16.12.13	16.12.2013	31.03.2015	10	73.91	73.91	0.00	N.A.
23	Construction of check post for sale tax dept. jharkhand, Raidih, Gumla	5,86.72 72/30.7.14	2015-16	Jan. 2016	95	4,50.00	4,50.00	0.00	Work in progress
24	GUMANI BARRAGE SCHEME	1,62,58.67 vide ltr No. 36 dt. 22.03.2007	1977	2017	90	91.83	37,26.87	1,00.00	N.A.
25	SURU RESERVOIR SCHEME	96,35.32 Date - 30.02.2011	1992	2017	12	6,99.72	31,35.52	0.00	Rs. 96,35.32 Lac. 2nd revised AA Sanctioned vide letter No.-2/PMC/Tender-413/04 Part-I 64/10-11 (A.A) Date - 30.02.2011

**APPENDIX IX - COMMITMENTS OF THE GOVERNMENT - LIST OF INCOMPLETE CAPITAL WORKS - contd.**

Sl. No.	Name of Project/ Works	Estimated cost of work / dt. of sanction	Year of commencement of work	Target year of completion	Physical progress of work (in per cent)	Expenditure durring the year	Progressive expenditure to the end of year	Pending Payment	Revised cost of any/Date of revision
1	2	3	4	5	6	7	8	9	10
<i>(₹ in lakh)</i>									
26	Widening & Strengthening of Road from 16th Km of Godda-Pirpainti Road at Doe to 31th Km of Godda-Pirpainti road at Diyajori Chowk via Balbadda, Malpa, Madhura (Total Km 28.00)	68,90.26 RCD. ltr No. 6583(S) dated 21.09.15	21.02.16	20.10.17	5	0.00	0.00	63,72.47	N.A.
27	Widening & Strengthening of Mirzachowki-Boarjore-Simra Road (From Km 17.0 to 48.625)	54,18.99 RCD. ltr No. 9125(S) dated 26.12.14	03.09.15	03.09.17	7	3,00.00	3,00.00	42,18.94	N.A.
28	Construction of LATEHAR-SARJU-KOTAM (GARU) ROAD in K.M 0.00 to 32.00	53,13.90 AA letter No. 2996(S) dated-02-05-2013		2015-16	48	6,57.73	24,07.73	#REF!	N.A.
29	Const. of Road from Sakri P.M.G.S.Y Road to Dumartola Padampur Road.	5,30.91 Principal Secretary, RWD Ranchi letter no. 188(Swi) date 05-08-2015	20-01-16	19-07-2017	65	2,59.59	2,59.59	0.00	N.A.

**APPENDIX IX - COMMITMENTS OF THE GOVERNMENT - LIST OF INCOMPLETE CAPITAL WORKS - contd.**

Sl. No.	Name of Project/ Works	Estimated cost of work / dt. of sanction	Year of commencement of work	Target year of completion	Physical progress of work (in per cent)	Expenditure durring the year	Progressive expenditure to the end of year	Pending Payment	Revised cost of any/Date of revision
1	2	3	4	5	6	7	8	9	10
<i>( ₹ in lakh)</i>									
30	Construction and Maintenance of Road work from dalabar More to Khaira tikar Road	4,87.71 Principal Secretary, RWD Ranchi letter no. 54(S) date 29-03-2008	06-03-13	05-03-2014	70	62.28	1,46.28	0.00	N.A.
31	Construction of Road from Damahat to Rajdaha	4,70.53 Principal Secretary, RWD Ranchi letter no. 134(Swi) date 19-09-2014	25-07-15	24-01-2017	90	4,73.00	4,73.00	0.00	N.A.
32	Work of Rejuvenation and redevelopment of Hatia Reservoir	4,60.09 Secretary, D.W.&S. Dept. Jharkhand, Ranchi letter no. 73 dated 06.01.2016	2016	2017	20	1,00.00	1,00.00	0.00	N.A.
33	Construction of New HLRCC Bridge in km 162 of NH-23 (G-B Section) across Halwai river.	4,48.97 dtd. 16.12.08	2010	09.06.11	96	54.40	3,56.63	0.00	N.A.
34	Widening Strengthening / Re Construction of Nunajor-Shahpur Beldiha-Parsa road (Km 00.00 to 16.60)	44,69.42 RCD letter no. -8112(S) dated 05.09.13	15.10.14	14.04.16	52	12,00.00	26,02.405 ( including Land Acquisition cost - Rs. 7,02.405 lakh)	21,67.99	N.A.

**APPENDIX IX - COMMITMENTS OF THE GOVERNMENT - LIST OF INCOMPLETE CAPITAL WORKS - contd.**

Sl. No.	Name of Project/ Works	Estimated cost of work / dt. of sanction	Year of commencement of work	Target year of completion	Physical progress of work (in per cent)	Expenditure durring the year	Progressive expenditure to the end of year	Pending Payment	Revised cost of any/Date of revision
1	2	3	4	5	6	7	8	9	10
<i>(₹ in lakh)</i>									
35	Widening & Strengthening of Boarijore to Ghorichak Road via Bishunpur Km 0.00 to 15.466	43,52.02 RCD. ltr no. 6574(S) dated 21.09.15	21.02.16	20.02.17	5	0.00	0.00	33,09.17	N.A.
36	Const. of Road from Tetariya to Pakur Sima via Ghaghri Balami Road.	4,27.48 Principal Secretary, R.W.D Ranchi letter no. 491(Swi) date 12-01-2016	25-02-16	24-08-17	15	20.39	20.39	0.00	N.A.
37	W/s of Mohanpur in 36th Km of G.P. Road to Khairatikar in Nayanagar Parsa Road via Durgapur, Kushmada (Length - 15.33 Km)	39,91.38 CD. ltr no. 4865(S) dated 13.07.15	08.02.16	07.02.17	5	0.00	0.00	35,84.79	N.A.
38	Gumani Barrage Scheme	3,30 Revised estimate sanctioned vide planning and monetring date- 4/11/97	1977	2015-16	86	1,83.50	4,28.58	33.50	255/0431,20-06-07, पुनः date- 22.03.07,162 58.67, lakh

**APPENDIX IX - COMMITMENTS OF THE GOVERNMENT - LIST OF INCOMPLETE CAPITAL WORKS - contd.**

Sl. No.	Name of Project/ Works	Estimated cost of work / dt. of sanction	Year of commencement of work	Target year of completion	Physical progress of work (in per cent)	Expenditure durring the year	Progressive expenditure to the end of year	Pending Payment	Revised cost of any/Date of revision
1	2	3	4	5	6	7	8	9	10
<i>(₹ in lakh)</i>									
39	Construction of New H.L. RCC Bridge over Garga river in Km. 4 of NH-23 (C-R section) Job No. -023/ JHR/2010-203	323.02 vide letter no. RW/NH/12014 /223/2009/ JHR/ NH-3 dated 16.02.2010 of MORT&H, Govt. of India, New Delhi	2010-11	2012-13	97	2,28.39	4,62.89	Nil	Rs. 4,09.08 Lakhs / 12.10.10 as per Tender RE premium and Rs. 5,39.70 Lakhs / 15.09.14.
40	Consultancy services for preparation of Feasibility cum detailed project Report for proposed High level Bridge in Mughma-Chirkunda Road over Barakar River (Approximate length-800m).	30.03 Departmental order no. 7299 (S) dated. 14.08.2013	02.06.2014	90 days from Commencement	50	1,20.00	15.00	15.03	N.A.
41	Remaining Work of Widening & Strengthening of Meharma-Thakurgangti Road (From Km 00 to 18.60)	2576.50 RCD. Lt. no. 4510(S) dated 25.06.15 (Revised)	24.02.16	23.12.16	12	0.00	0.00	7,09.41	N.A.

**APPENDIX IX - COMMITMENTS OF THE GOVERNMENT - LIST OF INCOMPLETE CAPITAL WORKS - contd.**

Sl. No.	Name of Project/ Works	Estimated cost of work / dt. of sanction	Year of commencement of work	Target year of completion	Physical progress of work (in per cent)	Expenditure durring the year	Progressive expenditure to the end of year	Pending Payment	Revised cost of any/Date of revision	
1	2	3	4	5	6	7	8	9	10	
<i>(₹ in lakh)</i>										
42	Construction of Bridges in Km. 75/5, 82/1, 82/2, 84/5, 86/3, 88/4, 89/6 & 95/2 of NH- 75 Extn. Ranchi Chaibasa road in Jharkhand under Scheme.	13,88.03 Revised Cost Dtd-31.01.2014	05.03.2014	31.05.2016	34	2,70.00	4,68.18	9,19.85	N.A.	
43	Widening to 2- lane and Strengthening of NH -75(E) Ranchi- Chaibasa section from Km 15.75 to 61.00 Under N.H. Division Chaibasa	62,98.20 Revised Cost Dt- 21.12.2011	27.02.2012	30.04.2016	74	16,22.47	46,17.29	16,80.91	N.A.	
44	BCD Bermo, Bokaro.	3,10.00 Lt. No- 59(6)B Dt- 05.12.2013	21.07.2014	20.11.2015	85	64.84	2,63.33	0.00	N.A.	
45	BCD Sadar Dhanbd.	3,10.00 Lt. No- 59(6)B Dt- 05.12.2013	21.07.2014	20.11.2015	72	1,59.17	2,22.40	0.00	N.A.	
46	B.C.D Type Qtr. Barhi, Hazaribagh.	3,10.00 Lt. No- 59(6)B Dt- 05.12.2013	28.07.2014	27.11.2015	62	1,37.04	1,92.97	0.00	N.A.	
47	UMCH, Hospital Building at Giridih.	4,61.43 Lt. No- 333(3) Dt- 12.02.2008	26.03.2010	31.03.2015	82	57.09	3,77.53	0.00	N.A.	



**APPENDIX IX - COMMITMENTS OF THE GOVERNMENT - LIST OF INCOMPLETE CAPITAL WORKS - contd.**

Sl. No.	Name of Project/ Works	Estimated cost of work / dt. of sanction	Year of commencement of work	Target year of completion	Physical progress of work (in per cent)	Expenditure durring the year	Progressive expenditure to the end of year	Pending Payment	Revised cost of any/Date of revision
1	2	3	4	5	6	7	8	9	10
<i>( ₹ in lakh)</i>									
48	Sadar Hospital Koderma.	5,72.89 Lt. No-288(6)B Dt-19.03.2012	26.12.2007	23.10.2010	73	6.12	4,20.68	0.00	N.A.
49	CHC, Pichri, Bokaro.	5,73.97 Lt. No-117(6)B Dt- 05.03.2014	18.10.2014	17.02.2016	51	1,49.58	2,93.56	0.00	N.A.
50	CHC Thermal Phase II, Bokaro.	6,97.60 Lt. No-115(6)B Dt- 27.08.2014	12.01.2015	11.07.2016	68	3,94.90	4,10.79	0.00	N.A.
51	CHC Lalpania, Bokaro.	5,73.97 Lt. No-111(6)B Dt- 20.02.2014	3.11.2015	02.05.2017	35	1,99.50	1,99.50	0.00	N.A.
52	CHC Gaangjori, Bokaro.	5,73.97 Lt. No-10(6)B Dt- 20.05.2014	31.12.2014	30.06.2016	60	2,04.98	1,38.33	0.00	N.A.
53	ANM Phusro, Bokaro.	3,29.42 Lt. No- 81(6)B Dt- 20.08.2014	31.12.2014	30.04.2016	61	2,02.11	2,02.11	0.00	N.A.
54	ANM Jainamore, Bokaro.	3,29.42 Lt. No- 81(6)B Dt- 20.08.2014	31.12.2014	30.04.2016	9	31.00	31.00	0.00	N.A.
55	Const. of H/L bridge over Kharkai between Kolabariya and Tentoposi under Gamharia Block.	Cost- 9,86.20	20.01.2015	19.01.2017	0.00	4,21.61	4,76.61	0.00	N.A.

**APPENDIX IX - COMMITMENTS OF THE GOVERNMENT - LIST OF INCOMPLETE CAPITAL WORKS - contd.**

Sl. No.	Name of Project/ Works	Estimated cost of work / dt. of sanction	Year of commencement of work	Target year of completion	Physical progress of work (in per cent)	Expenditure durring the year	Progressive expenditure to the end of year	Pending Payment	Revised cost of any/Date of revision
1	2	3	4	5	6	7	8	9	10
<i>(₹ in lakh)</i>									
56	Const. of H/L bridge over Subernrekha river between Gouripuri Silli and Gamharia under Chandil Block.	Cost- 9,46.46	26.03.2015	25.03.2017	0.00	6,39.89	6,39.89	0.00	N.A.
57	Const. of bridge over Kharkai river between Jota and Goira under Rajnagar block.	Cost- 7,65.13	10.04.2015	09.04.2017	0.00	2,70.00	2,70.00	0.00	N.A.
58	Const. of H/L bridge over river Kharkai between Asangi to Itagarh under Gamharia Block.	Cost- 6,79.00	15.06.2013	14.06.2015	16	0.00	1,08.18	0.00	N.A.
59	Const. of H/L bridge over Karkari between Jiling Adardih and Chipri under Ichagarh Block.	Cost- 5,87.45	28.01.2015	27.01.2017	0.00	3,59.67	3,74.67	0.00	N.A.
60	Const. of H/L bridge over river Sona between Kharswan High School to Hurangdah Path under Kharswan Block.	Cost- 3,95.55	02.04.2013	01.10.2014	78	13.49	3,09.25	0.00	N.A.

**APPENDIX IX - COMMITMENTS OF THE GOVERNMENT - LIST OF INCOMPLETE CAPITAL WORKS - contd.**

Sl. No.	Name of Project/ Works	Estimated cost of work / dt. of sanction	Year of commencement of work	Target year of completion	Physical progress of work (in per cent)	Expenditure durring the year	Progressive expenditure to the end of year	Pending Payment	Revised cost of any/Date of revision
1	2	3	4	5	6	7	8	9	10
<i>(₹ in lakh)</i>									
61	Const. of H/L Bridges over river Kadru between Tiruldih & Saparum under Kukru Block, in Serakella_ kharswan Dist.	Cost- 388.81	01.07.2014	31.12.2015	0.00	1,91.38	2,88.01	0.00	N.A.
62	Const. of H/L Bridges over river Sona between Patradih and Nawadih under Kuchai Block, in Serakella_ kharswan Dist.	Cost- 385.73	04.03.2014	03.09.2014	75	1,22.80	2,91.09	0.00	N.A.
63	Const. of Bridge over Bamni river between Sirka and Kathaldih under Nimdih block.	Cost- 366.21	28.02.2015	27.08.2016	0.00	1,29.73	1,29.73	0.00	N.A.
64	W/S of Mahto Aahara Rampur Basaria (Chauparan) in KM 0 to 32.50	AA- 83,02.57 Dy. Sec. , RCD, Jharkhand. Letter No. 5158(S) dt. 23.07.2015 T.S.- 83,02.57 C.E., C.D.O. Ranchi Lt. No. 433 dated 08.05.2015	08.12.2015	07.08.2017	10	6,09.30	6,09.30	0.00	N.A.

**APPENDIX IX - COMMITMENTS OF THE GOVERNMENT - LIST OF INCOMPLETE CAPITAL WORKS - contd.**

Sl. No.	Name of Project/ Works	Estimated cost of work / dt. of sanction	Year of commencement of work	Target year of completion	Physical progress of work (in per cent)	Expenditure durring the year	Progressive expenditure to the end of year	Pending Payment	Revised cost of any/Date of revision
1	2	3	4	5	6	7	8	9	10
<i>(₹ in lakh)</i>									
65	W/S of Jihoo-Itkhori Road in KM 0 to 9.8	AA-65,63.99 Dy. Sec. , RCD, Jharkhand. Letter No. 4824(S) dt. 10.07.2015 T.S. - 6563.99 C.E., C.D.O. Ranchi Lt. No. 563 dated 02.06.2015	19.12.2015	18.06.2017	15	2,79.90	2,79.90	0.00	N.A.
66	W/S of Barkatha to Tetraon road	AA- 59,27.16 Dy. Sec., RCD, Jharkhand Letter No. 7631(S) dt. 13.10.2014 T.S. - 6412.39 T.S. - 6412.39 C.E., C.D.O. Ranchi Lt. No. 638 dated 21.05.2015 C.E., C.D.O. Ranchi Lt. No. 638 dated 21.05.2015	06.08.2015	05.02.2017	25	8,00.00	8,00.00	0.00	N.A.

**APPENDIX IX - COMMITMENTS OF THE GOVERNMENT - LIST OF INCOMPLETE CAPITAL WORKS - contd.**

Sl. No.	Name of Project/ Works	Estimated cost of work / dt. of sanction	Year of commencement of work	Target year of completion	Physical progress of work (in per cent)	Expenditure durring the year	Progressive expenditure to the end of year	Pending Payment	Revised cost of any/Date of revision
1	2	3	4	5	6	7	8	9	10
<i>(₹ in lakh)</i>									
67	W/S of Barkatha (NH 2) to Surajkund	AA-Rs. 5,36.76 Lac Dy. Sec. , RCD, Jharkhand. Letter No. 5732(S) dt. 11.04.2014 T.S. - 6412.39 C.E., C.D.O. Ranchi Lt. No. 638 dated 21.05.2015	14.12.2015	13.06.2016	85	3,85.84	3,85.84	0.00	N.A.
68	Widening and Strengthening of Ichak More (NH-33) to Barkatha (NH2) Road in KM 0 to 31.383	AA - 63,73.72 Vide Dy. Sec. R.C.D. Ranchi Letter no. 6057(s) of 12.08.2014 T.S. - 6373.16 C.E. C.D.O. Ranchi L. No. .... dated 28.05.2014	21.10.2014	20.04.2016	85	24,99.83	30,99.83	0.00	N.A.
69	Widening and Strengthening of St. Columba's College to Churchu Hatyari More KM 0 to 30.038	AA- 62,67.39 Vide Dy. Sec. R.C.D. Ranchi Letter no. 9284(s) of 09.10.2013 T.S.- 6267.39 dt. 07.11.2013	26.05.2014	25.11.2015	83	17,99.44	27,98.15	0.00	N.A.

**APPENDIX IX - COMMITMENTS OF THE GOVERNMENT - LIST OF INCOMPLETE CAPITAL WORKS - contd.**

Sl. No.	Name of Project/ Works	Estimated cost of work / dt. of sanction	Year of commencement of work	Target year of completion	Physical progress of work (in per cent)	Expenditure durring the year	Progressive expenditure to the end of year	Pending Payment	Revised cost of any/Date of revision
1	2	3	4	5	6	7	8	9	10
<i>( ₹ in lakh)</i>									
70	Construction of H.L. Bridge in 9.50 KM of Hazaribag-Barkagaon-Tandwa Road over Bokaro River	AA- 1,93.81 vide Dy. Secy. RCD, Ranchi Ltr. No.8072(S) dt. 16.11.2012 T.S. - 193.81 vide Chief Engr. CDO, Ranchi Ltr. No. 790(E) dt. 19.08.2009	09.04.2013	08.10.2014	90	1,40.00	1,85.80	0.00	N.A.
71	Construction of H.L. Bridge in 21st Km of H.B.T. Road.	AA – 1,11.68 Vide Dy. Secretary RCD, Ranchi Letter No.3784(S) dt. 01.08.09 T.S. - 112.99 Vide Chief Engr.,CDO., Ranchi Letter No.- 790(E) dt. 19.08.2009	28.02.2013	27.02.2014	85	45.87	75.63	0.00	N.A.
72	The Constructionof Bridge over south koel river At- CH- 14.500 KM of Rania - Soude - Bano Road (10X24M)	A.A.- 7,66.88 Letter No. 3759(S) Dt 13.05.14	06.08.14	05.02.16	60	2,52.98	4,27.98	2,85.32	N.A.

**APPENDIX IX - COMMITMENTS OF THE GOVERNMENT - LIST OF INCOMPLETE CAPITAL WORKS - contd.**

Sl. No.	Name of Project/ Works	Estimated cost of work / dt. of sanction	Year of commencement of work	Target year of completion	Physical progress of work (in per cent)	Expenditure durring the year	Progressive expenditure to the end of year	Pending Payment	Revised cost of any/Date of revision
1	2	3	4	5	6	7	8	9	10
<i>(₹ in lakh)</i>									
73	Reconstruction of Khunti - Bhunda - Jurdag -Karra - Birda - Bero Road from KM 0.00 to 44 (Working Length 39.07KM)	A.A.- 60,08.58 GoI No. RW/NH-28014/2/ 2013/ JHR/P-3 (CRF) dt. 02.01.14 & dt. 22.08.13	26.09.14	25.09.16	33	14,50.00	14,50.00	29,43.94	N.A.
74	The Construction of Bridge Over Karo River At- CH- 32.075 KM of Khunti Torpa Kolebira Road (7X21.60M)	A.A.- 5,47.94 letter No. 9066 (S) Dt. 24-12-12	10.10.13	09.04.15	75	75.70	3,85.45	1,28.48	N.A.
75	Widening & Strengthening of Sisai Lapung Dorma Road	A.A. 54,55.46 letter No. 351(s) dated 17.01.12 T.S.- 3114.24 Memo No. 123(encl)dtd 08-02-12	26-09-14	25.09.16	33	8,08.21	13,79.34	28,00.48	N.A.
76	Widening and Strengthening of Kara More (Torpa) to Karra Road from KM 0.00 to 21.750	A.A. - 48,66.91 Letter No. 6571(s) dtd 21-09-15 T.S.- 4866.91 Memo No. 643 dt. 15-06-15	13.01.16	12/06/16	20	1,50.00	1,50.00	47,16.91	N.A.

**APPENDIX IX - COMMITMENTS OF THE GOVERNMENT - LIST OF INCOMPLETE CAPITAL WORKS - contd.**

Sl. No.	Name of Project/ Works	Estimated cost of work / dt. of sanction	Year of commencement of work	Target year of completion	Physical progress of work (in per cent)	Expenditure durring the year	Progressive expenditure to the end of year	Pending Payment	Revised cost of any/Date of revision
1	2	3	4	5	6	7	8	9	10
<i>(₹ in lakh)</i>									
77	The construction of Bridge over Bhamni River at ch. 3.532KM of Murhu-Tapkara Road (4X24M)	A.A. 4,68.20 letter No. 904 (S) Dt. 03.02.14	30.12.14	29.06.16	90	3,86.21	3,86.21	42.91	N.A.
78	Widening and Strengthening of Kamdara - Bero Road From KM 23.46 to 51.125	A.A. - 46,11.51 GoI No. RW/NH-28014/2/2013/JHR/P-3 (CRF) dt. 02.01.14	13.10.14	12.10.16	55	19,00.00	19,00.00	15,54.55	N.A.
79	Reconstruction of Murhu - Tapkara - Torpa Road KM 0 to 27.070	A.A. - 42,50.41 letter No. 2953(s) dtd. 25.03.13 T.S. 3535.31 Merno No.389(encl) dt 01.03.13	09.11.13	18.11.15	57	4,70.53	31,30.29	23,61.45	N.A.
80	The construction of Bridge over Chhata River at Ch. 32.00 km of Hatia - Lodhma - Karra - Khunti Road (3X18M)	A.A. - 3,41.71 letter No. 905 (S) Dt. 03.02.14	23.02.15	22.08.16	50	1,26.97	1,26.97	1,26.97	N.A.



**APPENDIX IX - COMMITMENTS OF THE GOVERNMENT - LIST OF INCOMPLETE CAPITAL WORKS - contd.**

Sl. No.	Name of Project/ Works	Estimated cost of work / dt. of sanction	Year of commencement of work	Target year of completion	Physical progress of work (in per cent)	Expenditure durring the year	Progressive expenditure to the end of year	Pending Payment	Revised cost of any/Date of revision
1	2	3	4	5	6	7	8	9	10
<i>(₹ in lakh)</i>									
81	Reconstrction of SH-3 to Ulihatu road	A.A. - 29,15.48 Ltr No. 6568(S) dated 21-09-15 T.S.- 2915.48 Memo No. 419 dt. 06-05-2015	26/12/15	25/12/16	10	3,80.00	3,80.00	34,20.00	N.A.
82	Construction of High-Level R.C.C Bridge (with Approach road) Over Tajna River in 6th Km. of Khunti-Tamar Road. (3X24M)	A.A. 2,04.68 letter No.5408 (s) Dt/ 04.08.2008/8109 (S) dt. 22-11-2012 (Revised), T.S. 204.68 CDO. 1660 (S) Dt. 11.12.08/letter no. 05/2007-889 (Enc.) dt. 27-08-12 (Revised)	16.01.10	31.03.13	85	84.75	4,08.29	72.05	N.A.
83	The construction of Bridge over Karamgarha Nala in KM 22nd at ch. 21.325 of Murhu (On NH-75E)- Tapkara- Torpa Road (1X24M)	A.A. - 1,74.58 Letter No. 1315(S) date4d 20.02.15	23.07.15	22.0616	40	40.00	40.00	60.00	N.A.

**APPENDIX IX - COMMITMENTS OF THE GOVERNMENT - LIST OF INCOMPLETE CAPITAL WORKS - contd.**

Sl. No.	Name of Project/ Works	Estimated cost of work / dt. of sanction	Year of commencement of work	Target year of completion	Physical progress of work (in per cent)	Expenditure durring the year	Progressive expenditure to the end of year	Pending Payment	Revised cost of any/Date of revision
1	2	3	4	5	6	7	8	9	10
<i>(₹ in lakh)</i>									
84	The construction of Bridge over Local Nala in KM 5th at ch. 4.230 of Murhu (On NH-75E)- Tapkara- Torpa Road (1X10M)	A.A. - 1,40.11 Letter No. 156(S) dated 08.01.15	07.05.15	06.04.16	20	36.22	36.22	1,44.89	N.A.
85	The Construction of H.L. RCC Bridge over Narda Nala In 24Th Km. of Khunti-Tamar road (2X10M)	A.A.- 1,04.02 letter No. 4048 (s) Dt. 09.07.11, T.S. 104.02 Memo No. 667 (Inc.) dt. 26.07.11	17.01.12	16.07.13	78	13.53	81.31	22.93	N.A.
86	Gopinathdih Rural Pipe Water Supply Scheme	9,96.16 Letter No- 155 (S) Dt. 13.12.2013	05/03/2014	04/03/2016	99.89	2,95.09	9,95.09	0.00	Work in progress
87	Construction of bridge over Damodar river between Ram Bilas High School & Chalkari (Phusro) under Bermo block, Dsitt. - Bokaro.	9,92.69 263/San- &03.02.2014	13&14	27.07.16	38	1,50.46	1,92.85	7,99.85	N.A.
88	Widening & Strengthening of Rohini (Parmeshwar chowk) to Shahid dwar Daburgram Road (Total Length - 4.025 KM)	9,89.15 8033(S) dated- 30.11.15	2015-16	2016-17	20	1,00.00	1,00.00	6,09.85	N.A.

**APPENDIX IX - COMMITMENTS OF THE GOVERNMENT - LIST OF INCOMPLETE CAPITAL WORKS - contd.**

Sl. No.	Name of Project/ Works	Estimated cost of work / dt. of sanction	Year of commencement of work	Target year of completion	Physical progress of work (in per cent)	Expenditure durring the year	Progressive expenditure to the end of year	Pending Payment	Revised cost of any/Date of revision
1	2	3	4	5	6	7	8	9	10
<i>(₹ in lakh)</i>									
89	Construction of High level bridge over Konar river at Ch. 24.848 Km. of Chandrapura Bhandaridah - Phusaro- Gomia Road.	9,80.14 dt. 08.06.13	2013-14	2015-16	85	4,25.00	8,73.43	1,55.24	N.A.
90	Torpa Rural Pipe Water Supply Scheme (421501796020545)	9,75.12 Ltr No. 25 Swi/ dt. 06.06.14	2014-15	2016-17	80	5,00.00	7,48.68	2,26.44	N.A.
91	Reconstruction of Jasidih (Kalipur) to Kusmaha Road in Km 0.00 to 4.88 under Plan for the year 2013-14.	9,62.59 3952(s), Date- 18.04.13	2013-14	2016-17	78	2,00.00	6,62.15	2,25.04	19,74.44 Letter No.-149(WE), Dt- 23.03.16
92	Reconstruction of Jasidih (Kalipur) to Deopura Road in Km 0.00 to 4.68 under Plan for the year 2013-14.	9,61.81 3990(s), Date- 24.04.13	2013-14	2016-17	92	0.00	7,80.00	87.52	22,46.04 Letter No.-129, Dt- 17.03.16
93	Pratappur Rural Water Supply Scheme	954.00 10/27.05.2014	-	31.03.2015	90	160.00	794.44	0.00	N.A.
94	Const. of H.L. Bridge Over Dhakagarha Nala (Ch.-6.2) in 7th KM of Sillimore to Dhakagarha Road. (2013-14)	2,26.94 9488(s) dt. 08.10.2013	21.10.2014	20.10.2015	95	1,00.00	1,00.00	59.37	1,59.37 Ltr. No. 706 Dt. 23/06/2015

**APPENDIX IX - COMMITMENTS OF THE GOVERNMENT - LIST OF INCOMPLETE CAPITAL WORKS - contd.**

Sl. No.	Name of Project/ Works	Estimated cost of work / dt. of sanction	Year of commencement of work	Target year of completion	Physical progress of work (in per cent)	Expenditure durring the year	Progressive expenditure to the end of year	Pending Payment	Revised cost of any/Date of revision
1	2	3	4	5	6	7	8	9	10
<i>( ₹ in lakh)</i>									
95	Widening, Strengthening and reconsturction of Sariya-Koyaridih-Kathwara (Narayanpur More) Road in Km. 0 to 44.46 Under Road Division, giridih for the Year 2014-15	94,75.95 Letter no 9133 (S) Dt. 26.12.14	08.05.15	07.11.17	45	23,20.49	34,00.00	64,01.48	N.A.
96	Lining work of Malay Main Canal from Ch. 0.00 to 180.00	9,44.41 02(AA)/2013-14	2014	2016	61	3,95.13	5,37.41	0.00	N.A.
97	Sukri Reservoir Scheme	9,37.87	2008	2010	95.4	1,01.09	8,94.70	0.00	N.A.
98	Widening to 2-lane & improvement in Km 61.000 to 116.000 of N.H.75 (E) in Jharkhand under LWE Scheme.	93,60.29 Dt- 30.08.2010	21.09.2010	11.01.2017	34	11,91.76	3,881.30	54,78.99	N.A.
99	Const. of H.L. Bridge Over Hesalgarha Nala in KM 5th of Naisarai Giddi A Road for the year of 2013-14	1,41.36 9253(s) dt. 08.10.2013	20.02.2014	19.08.2014	99	47.56	1,23.51	0.44	N.A.
100	Barharwa Rural Pipe Water Supply Scheme	9,19.82 30 dt.22.8.15	2015-16	2017-18	20	2,83.15	2,83.15	0.00	N.A.

**APPENDIX IX - COMMITMENTS OF THE GOVERNMENT - LIST OF INCOMPLETE CAPITAL WORKS - contd.**

Sl. No.	Name of Project/ Works	Estimated cost of work / dt. of sanction	Year of commencement of work	Target year of completion	Physical progress of work (in per cent)	Expenditure durring the year	Progressive expenditure to the end of year	Pending Payment	Revised cost of any/Date of revision
1	2	3	4	5	6	7	8	9	10
<i>( ₹ in lakh)</i>									
101	Construction of HL Bridge over Pokharia River at Ch. 48KM, over Nagasai River at Ch. 51KM & over Badrai River at ch. 56 KM of Tantnagar-Majhgaon Road	9,17.49 dtd. 02.09.2013	2013-14	2014-15	80, 55, 80	3,25.00	5,96.78	0.00	N.A.
102	Construction of Drug De- Addiction Building at Rinpas, Ranchi	9,60.15 24/12/14	2014-15	18 Months	65	2,89.97	32,97.45	9,60.15	N.A.
103	Kadaiya Rural Pipe Water Supply Scheme	8,86.78 Letter No- 14(S) Dt 13.01.2015	28/01/2015	27-01-2017 + 3 Month Trail Run	Work in progress (72.75)	5,43.56	6,43.56	0.00	N.A.
104	Construction of Bridge at Kari Kado Ghat over Patro river under Madhupur/Devipur Block of Deoghar District.	8,57.62 128 dt 06.12.12	2015-16	07.12.2017	7	0.00	0.00	8,57.62	N.A.
105	Kuru Rural Pipe WaterSupply Scheme	8,51.03 202/5-3-2013	28-9-13	27-9-15	75	3,88.72	5,75.18	2,75.84	N.A.
106	i) Const. Of residual work of Batane dam & Barrage Gate and Control Room. 01 SBD/2011-12 dt. 15.04.11	8,28.74	2011-12	2016-17	44	2,05.75	3,61.87	4,66.87	N.A.

**APPENDIX IX - COMMITMENTS OF THE GOVERNMENT - LIST OF INCOMPLETE CAPITAL WORKS - contd.**

Sl. No.	Name of Project/ Works	Estimated cost of work / dt. of sanction	Year of commencement of work	Target year of completion	Physical progress of work (in per cent)	Expenditure durring the year	Progressive expenditure to the end of year	Pending Payment	Revised cost of any/Date of revision
1	2	3	4	5	6	7	8	9	10
<i>(₹ in lakh)</i>									
107	Widening to Strengthening of Remaining part of Dumka – Rampurhat Road for the year 2015-16.	8,28.52 Deputy Secretary, Jharkand Ranchi letter no. 4723(S) Date 06.07.15	2015-16	2016-17	80	2,50.00	2,50.00	55,22.64	N.A.
108	W/S of Singhpokharia PWD Road to Jaitgarh via Jhinkpani-Singarsia-Jagarnathpur in Km 0.00 to 26.00	82,70.22 27.04.2015	2015-16	2016-17	50	23,00.00	23,00.00	0.00	N.A.
109	Const. of H.L. Bridge of Gola-Charu Road in km 1 (Ch 0.30)	4,23.73 8263(s) dt. 27.11.2012	26.09.2013	25.09.2014	80	9.13	2,17.86	36.14	N.A.
110	Residual work of Punasi Earthen Dam From Chainage 19.50 to 53.00	8,26.88 (Administrative Approval vide Memo No 1191 dated 17.10.1998 for Rs. 185.82 Crore)	2013-14	Nov-14	19	48.15	1,35.18	0.00	In Progress
111	Residual E/W, Lining & Structure of Govindpur Disty. Ex. Km. 20.01 of I.R.M.C.	8,26.83 13.09.2012	2012-13	2015-16	90	2,99.23	7,62.21	0.00	8,87.44 05.03.14
112	Karown Rural W/S Scheme	8,16.14 Letter No.-224, Date:- 18.03.12	Nov-13	24 Months	94	2,85.00	7,38.48	0.00	N.A.

**APPENDIX IX - COMMITMENTS OF THE GOVERNMENT - LIST OF INCOMPLETE CAPITAL WORKS - contd.**

Sl. No.	Name of Project/ Works	Estimated cost of work / dt. of sanction	Year of commencement of work	Target year of completion	Physical progress of work (in per cent)	Expenditure durring the year	Progressive expenditure to the end of year	Pending Payment	Revised cost of any/Date of revision
1	2	3	4	5	6	7	8	9	10
<i>(₹ in lakh)</i>									
113	Construction of Longitudinal side surface drain and cross drian from Km 0 to 3.55 (Kutchery Chowk to SIRD) of NH-75 and Km 2.90 to 3.40 (Piska More to Electric Grid) of NH-23 for the year 2014-15	811.15 Vide RCD L.No. 1321(S) Dtd. 20.02.2015	2015	2016	80	5,72.21	5,72.21	0.00	N.A.
114	SERVICE ROAD OFADRADIH BR. CANAL UNDER KANCHI IRRIGATION SCHEME	8,74.00	2015-16	2016-17	32	0.00	5,20.00	0.00	N.A.
115	ii) Repair of Canal at Breach portion in between Ch 130.00 to Ch 130.82 of B.R.M.C. (08F2/2015-16, dt- 13.01.16)	8.07/7.19	2015-16	2016-17	72	5.16	5.16	2.03	N.A.
116	Construction of Cheek Post for Sales Tax depptt. At bansjor Simdega.	8,27.71 04-06-2015 Agremented value 707.84	2015	2016	60	4,00.00	4,00.00	4,27.71	N.A.

**APPENDIX IX - COMMITMENTS OF THE GOVERNMENT - LIST OF INCOMPLETE CAPITAL WORKS - contd.**

Sl. No.	Name of Project/ Works	Estimated cost of work / dt. of sanction	Year of commencement of work	Target year of completion	Physical progress of work (in per cent)	Expenditure durring the year	Progressive expenditure to the end of year	Pending Payment	Revised cost of any/Date of revision
1	2	3	4	5	6	7	8	9	10
<i>(₹ in lakh)</i>									
117	Construction of record room for chief engineer office at suberna rekha Bhawan adityapur	1.44 7F2/2015-16	2015-16	2016-17	69.45	1.00	1.00	0.44	N.A.
118	Balsagra Water Supply Scheme	7,75.00 58/ dt.10.07.14	22.01.15	21.01.17	87	5,59.85	6,76.81	0.00	N.A.
119	Bhendra RWSS	7,75.00 12 dt. 27-02-2014	24/02/16	23/02/18	5	75.00	75.00	0.00	N.A.
120	Construction of High level RCC Bridge over SANJAY RIVER in 7th K.M of SERAIKELLA-KHARSAWAN Road for the year 2012-13	7,63.43 27.11.2012	2013	2014	50	2,00.00	4,36.41	3,27.02	N.A.
121	Panchkhero Reservoir Scheme	75,68.97 13.03.1988	1990 - 91	2015 - 16	95	10,33.18	78,73.89 Barhi Div. 51925189.78 Hazaribag Div.	0.00	75,68.97 875/27.06.95 3rd
122	W/S of Patratu-Sonda 'D' Road from KM 0.00 to 11.35 (Balance Work)	15,89.94 7508(s) dt. 13.10.2012	30.07.2015	29.07.2016	95	19,00.00	19,00.00	5,45.04	24,13.05 Ltr. No. 1260 Dt. 02/11/2015



**APPENDIX IX - COMMITMENTS OF THE GOVERNMENT - LIST OF INCOMPLETE CAPITAL WORKS - contd.**

Sl. No.	Name of Project/ Works	Estimated cost of work / dt. of sanction	Year of commencement of work	Target year of completion	Physical progress of work (in per cent)	Expenditure durring the year	Progressive expenditure to the end of year	Pending Payment	Revised cost of any/Date of revision
1	2	3	4	5	6	7	8	9	10
<i>(₹ in lakh)</i>									
123	Const. of Lokayukta Office Building in the campus of Lokayukta residence at Booty Road Ranchi Jharkhand.	7,40.44 250 (B) 23-02-2015	2015-16	2016-17	69	4,63.36	4,63.36	2,07.04	N.A.
124	Alargo RWSS	7,40.56 17 dt. 29-05-2014	07/01/15	06/01/17	40	2,94.24	2,94.24	0.00	N.A.
125	Construction of High level bridge over Konar river in 3rd Km. of Naraki Gomia Road.	736.76 dt. 08.01.14	2014-15	2016-17	32	167.55	246.55	547.30	N.A.
126	Construction of High Level Bridge over River Orenga in Km. 4.500 of Bhushar Kechki Barwadih Road. with approach road and Land Acqusition.	7,22.15 AA letter No. 8302(S) dated-29-11-2012	2013-14	2014-15	70	2,50.00	4,73.21	0.00	N.A.
127	Baliapur R/P/W/S/ Scheme	71,96.89 28(S) 22/08/15	29/02/2016	28-05-2019 + 3 Month Trail Run	0.00	6,21.00 (Mob. Advance)	6,21.00	0.00	N.A.

**APPENDIX IX - COMMITMENTS OF THE GOVERNMENT - LIST OF INCOMPLETE CAPITAL WORKS - contd.**

Sl. No.	Name of Project/ Works	Estimated cost of work / dt. of sanction	Year of commencement of work	Target year of completion	Physical progress of work (in per cent)	Expenditure durring the year	Progressive expenditure to the end of year	Pending Payment	Revised cost of any/Date of revision
1	2	3	4	5	6	7	8	9	10
<i>(₹ in lakh)</i>									
128	Widening and Strengthening of Ghorthumba to Itasani more via Burjo, Kubri Gorhand , Nawagar,Chatti,Benko road in Km. 0 to 38.950 Under Road Division, giridih for the Year 2014-15	71,77.96 Letter no 2002 (S) Dt. 20.03.15	28.07.15	27.07.17	30	10,28.89	19,00.00	44,57.39	N.A.
129	Re-Construction of Pakur-Barharwa Road from KM 13.00 to 29.00 and Barharwa to Digghi More upto NH-80 link road from KM 0.0 to 3.65	71,69.42 Dt. 17.02.2012	2012	2015	90	6,00.00	48,82.86	22,86.57	N.A.
130	Construction of Bridge over Joriya at Narangi Panchayat under Sarwan Block of Deoghar District.	7,06.69 267 dt 25.10.14	2015-16	08.12.2017	15	0.00	0.00	7,06.69	N.A.
131	Construction of Bridge at Lohrajor Ghat over Patro river under Madhupur Block of Deoghar District.	7,04.90 266 dt 25.10.14	2015-16	08.12.2017	30	0.00	0.00	7,04.90	N.A.

**APPENDIX IX - COMMITMENTS OF THE GOVERNMENT - LIST OF INCOMPLETE CAPITAL WORKS - contd.**

Sl. No.	Name of Project/ Works	Estimated cost of work / dt. of sanction	Year of commencement of work	Target year of completion	Physical progress of work (in per cent)	Expenditure durring the year	Progressive expenditure to the end of year	Pending Payment	Revised cost of any/Date of revision
1	2	3	4	5	6	7	8	9	10
<i>(₹ in lakh)</i>									
132	Const. of Chotro minor (OR-45) Ex km 97.292 of Chandil left main canal.	7,00.39 (10.09.12)	2013-14	2016-17	93	4,53.44	9,64.95	0.00	2,07.40 (16.10.15)
133	Construction of 12 Court Building at Koderma.	7,48.13	2015	2016	65	5,30.51	5,30.51	2,62.20	N.A.
134	Construction of High level R.C.C Bridge with Approach Road over Local River at km 8th, 9th, 29th, 33th, 35th & 45th ( 8/3, 9/2, 29/2, 33/1, 35/2, 45/2 ) of Dumka - Rampurhat Road for the year 2012-13.	6,98.21 Deputy Secretary, R.C.D, Jharkhand, Ranchi letter no. 9262(S) dt. 31.12.12, 9274(S) dt 31.12.12, 9275(S) Dt 31.12.12, 172(S) Dt 05.01.13,232(s) 05.01.13, 234(s) dt 08.01.13	2013-14	2016-17	90	1,65.00	6,39.35	50.00	N.A.
135	Construction of 17 (Seventeen) Nos. Deck Slab & residual work of approach Road of Bhim Barrage of Mohammadganj (01SBD 2013-14)	6,93.75 81472.30 Lt. No. 1645 dt. 18.09.98 (WRD Bihar Govt.)	2013	2015	90	4,45.53	6,10.92	0.00	N.A.

**APPENDIX IX - COMMITMENTS OF THE GOVERNMENT - LIST OF INCOMPLETE CAPITAL WORKS - contd.**

Sl. No.	Name of Project/ Works	Estimated cost of work / dt. of sanction	Year of commencement of work	Target year of completion	Physical progress of work (in per cent)	Expenditure durring the year	Progressive expenditure to the end of year	Pending Payment	Revised cost of any/Date of revision
1	2	3	4	5	6	7	8	9	10
<i>( ₹ in lakh)</i>									
136	Restoration of Damaged stretches and Improvement of Riding Quality of NH-33 from km 279(Mahulia) to km 313.00 (Total Length 35.00km)	67,97.27 29.04.2015	2015-16	2016-17	85	27,75.00	27,75.00	0.00	N.A.
137	Widening & trengthening/ Reconstruction of Putritoli(Dolongsera on MDR-45)- Timbermore-Rampur-Boroseta-Jitutoli-Beraergi(upto Koel river) road.	67,70.94 5344(s), dt- 17.07.2014	2015-16	2017-18	25	13,00.00	13,00.00	0.00	N.A.
138	Improvement of riding Quality of Giridih-Jamua Road in km 1, 2, 3, 6, 7, 11, 12, 22, 29, 31, 32, 33, 34, 35 and Airport More to Airport ( Length = 750 M) for the year 2014-15 (Total Length=16.750 Km)	6,77.85 Letter no 2010 (S) Dt. 20.03.15	26.05.15	25.09.15	90	5,00.00	5,00.00	177.85	N.A.

**APPENDIX IX - COMMITMENTS OF THE GOVERNMENT - LIST OF INCOMPLETE CAPITAL WORKS - contd.**

Sl. No.	Name of Project/ Works	Estimated cost of work / dt. of sanction	Year of commencement of work	Target year of completion	Physical progress of work (in per cent)	Expenditure durring the year	Progressive expenditure to the end of year	Pending Payment	Revised cost of any/Date of revision	
1	2	3	4	5	6	7	8	9	10	
<i>( ₹ in lakh)</i>										
139	Construction of 500 Bedded Boys & Girls Hostel, Rims, Ranchi	67,61.04	25/07/15	2014-15	36 Months	65	32,97.45	32,97.45	67,61.01	N.A.
140	Widening & Strengthening of Maluti to Patranga (Total length-2.320km) for the year 2015-16.	6,68.76	Deputy Secretary, Jharkand Ranchi letter no. 4722(S) Date 06.07.15	2015-16	2016-17	15	1,00.00	1,00.00	4,83.86	N.A.
141	Const. of Bano Rural Piped Water Supply Scheme.	6,63.00	29 dt. 22-08-15	2015-16	2017-18	20	1,00.00	1,00.00	0.00	N.A.
142	W/S work of two lane with paved shoulder in Jihu- Itkhori (MDR 69) from Km. 0 to 29.02 Km.)	65,63.99	4824(S) dt. 10.07.2015	2015	18 Months	8	4,00.00	4,00.00	0.00	N.A.
143	Reconstruction of Tandwa Bazar Missing link Road in Hazaribagh- Badkagawn- Tandwa- Rai- Khelari - Tangar Road from Km. 0 to 2.20.	6,48.37	4461(S) dt. 12.06.2014	2014	6 Month	65	2,28.61	3,93.32	0.00	N.A.

**APPENDIX IX - COMMITMENTS OF THE GOVERNMENT - LIST OF INCOMPLETE CAPITAL WORKS - contd.**

Sl. No.	Name of Project/ Works	Estimated cost of work / dt. of sanction	Year of commencement of work	Target year of completion	Physical progress of work (in per cent)	Expenditure durring the year	Progressive expenditure to the end of year	Pending Payment	Revised cost of any/Date of revision
1	2	3	4	5	6	7	8	9	10
<i>(₹ in lakh)</i>									
144	Construction of High Level Bridge over Auranga River in 1st K.M. of Sikni to Richughuta Railway Station Road ( Including Construction of Approach Road)	6,30.93 AA letter No. 5984(S) dated-23-08-2012	2013-14	2014-15	85	2,06.46	5,28.99	0.00	N.A.
145	Widening and strengthening of road from Khoripanan to Punasi(Ajay River Bridge) and Punasi to Jasidih railway phatak via Koyridih (Length 29.375)	62,53.51 4503(S), Date-25.06.15	2015-16	2016-17	15	14,00.00	13,99.50	40,18.97	N.A.
146	Construction of bridge across Ajay river between Maralu to Kusbedia road in Nala blcok of Jamtara district.	6,23.46 153Loh0/27.09.14	2015	Jan-17	82	3,63.07	3,63.07	1,83.49	N.A.
147	Kotalpokhar Rural Pipe Water Supply Scheme	6,21.02 163 dt. 23.3.12	2012-13	2016-17	85	1.52	6,17.01	0.00	Revised estimate to be prepared.

**APPENDIX IX - COMMITMENTS OF THE GOVERNMENT - LIST OF INCOMPLETE CAPITAL WORKS - contd.**

Sl. No.	Name of Project/ Works	Estimated cost of work / dt. of sanction	Year of commencement of work	Target year of completion	Physical progress of work (in per cent)	Expenditure durring the year	Progressive expenditure to the end of year	Pending Payment	Revised cost of any/Date of revision
1	2	3	4	5	6	7	8	9	10
<i>( ₹ in lakh)</i>									
148	Const. of H.L. R.C.C Bridge over Bhairvi River of Rajrappa including Approach Road	8,23.87 6119(s) dt. 25.08.2015	23.12.2015	22.02.2017	35	86.49	86.49	6,98.35	N.A.
149	Construction of High Level Bridge (with Approach Road) over Batlohia river in 26th Km of Khori-Mahua-Dhanwar-Saria Road for the year 2013-14	6,10.13 Lt.No.&1414(s) Date 22.02.13	18.11.13	17.05.14	19	28.62	1,18.46	4,97.84	N.A.
150	Rural Water Supply Scheme at Magra	6,10.00 25/06.06.14	2015-16	2016-17	35	2,47.32	2,47.32	3,62.68	N.A.
151	Construction of H.L.Bridge with approach road over Deo River in KM 64 of Manoharpur-Anandpur-Bano-Kolebira Road (6x24)	6,09.98 09.05.13	03.12.13	02.09.15	58.80	2,33.00	3,70.26	0.00	N.A.
152	W/S of Chaibasa-Kokcho-Bharbhariya Road from Km 0.00 to 33.628	60,89.08 06.10.2015	2015-16	2017-18	10	10,86.00	10,86.00	0.00	N.A.

**APPENDIX IX - COMMITMENTS OF THE GOVERNMENT - LIST OF INCOMPLETE CAPITAL WORKS - contd.**

Sl. No.	Name of Project/ Works	Estimated cost of work / dt. of sanction	Year of commencement of work	Target year of completion	Physical progress of work (in per cent)	Expenditure durring the year	Progressive expenditure to the end of year	Pending Payment	Revised cost of any/Date of revision
1	2	3	4	5	6	7	8	9	10
<i>( ₹ in lakh)</i>									
153	Widening and Strengthening of Kathal More to Argora Chowk from km 0.00 to 5.31 for the year 2011-12.	60,62.57 30.07.11/20.10.12	2011-12	01/04/13	62	69.07	53,21.51	0.00	N.A.
154	Construction of Bridge over Khudia River between Baidyanathpur to Nutanpur Goan under at Nirsa Block	6,52.47 Secretry of Gov. Vide Lt No.254 Date - 22.10.2014	2015-16	12.04.2017	80	5,07.79	5,07.79	1,29.43	N.A.
155	Widening and Strengthening of Giridih-Dhanbad (Govindpur-Tundi-Giridih) Km. 42 to Usri Fall Road for the year 2015-16 (Total Length 2.750)	5,98.64 Lett. No. 7043 (s) dt. 09.10.15	26.02.16	25.07.16	10	25.00	25.00	5,19.18	N.A.
156	Kherabera Rural Pipe Water Supply Scheme	5,96.44 Letter No- 178 (S) Dt. 13.02.2014	15/03/2014	15/03/2016	Work in progress (88.14)	2,16.76	5,25.74	0.00	N.A.
157	W/S of Manoharpur-Anandpur- Bano – Kolebira road. (Km 26.4 to 55.40)	58,25.30 24.12.07	04.01.10	30.06.12	99	2,84.86	32,38.78	0.00	N.A.



**APPENDIX IX - COMMITMENTS OF THE GOVERNMENT - LIST OF INCOMPLETE CAPITAL WORKS - contd.**

Sl. No.	Name of Project/ Works	Estimated cost of work / dt. of sanction	Year of commencement of work	Target year of completion	Physical progress of work (in per cent)	Expenditure durring the year	Progressive expenditure to the end of year	Pending Payment	Revised cost of any/Date of revision
1	2	3	4	5	6	7	8	9	10
<i>(₹ in lakh)</i>									
158	W/S of Bahadurpur – Kasmar Khairachatar Bengal Border road (including Peterwar Kasmar link road) in Km 0.00 to 33.30	58,09.43	2015-16	2017-18	23	13,53.50	13,53.50	43,05.39	N.A.
159	Widening and Strengthening of Giridih-madhupur Road to Khandoli Road (total length 2.815 Km.) for the year 2015-16	5,80.32 Lett. No. 8034 (s) dt. 30.11.15	26.02.16	25.07.16	20	50.00	50.00	4,71.44	N.A.
160	Widening & Strengthening of Baskuli More To Diguli Bengal Sima via Bilkandi, Amjhora Road (L- 0 to 21.00 km)	56,85.98 Deputy Secretary, Jharkand Ranchi letter no. 4506(S) Date 25.06.2015	2015-16	2016-17	40	17,50.00	17,50.00	31,80.31	N.A.
161	Construction of High Level Bridge (with Approach Road) over Irga river in 7th Km of Khori-Mahua-Dhanwar-Saria Road for the year 2013-14.	5,67.28 Lt.No.- 1504(s) Date-23-02-13	27.07.13	26.01.14	98	3,85.80	5,84.88	65.04	6,49.91 Revised T/S Lt no.965 dt- 15.07.14

**APPENDIX IX - COMMITMENTS OF THE GOVERNMENT - LIST OF INCOMPLETE CAPITAL WORKS - contd.**

Sl. No.	Name of Project/ Works	Estimated cost of work / dt. of sanction	Year of commencement of work	Target year of completion	Physical progress of work (in per cent)	Expenditure durring the year	Progressive expenditure to the end of year	Pending Payment	Revised cost of any/Date of revision
1	2	3	4	5	6	7	8	9	10
<i>( ₹ in lakh)</i>									
162	Tundi-Kolhar-Jatakhunti Rural Pipe W/S/S	55,43.42 27(S)22/08/2015	29/02/2016	28-05-2019 + 3 Month Trail Run	0.00	4,63.81 (Mob. Advance)	4,63.81	0.00	N.A.
163	Widening & Strengthening of P.W.D Road Bagnal to Maheshkhala via Kalakata Road. (L- 0 to 30.800 km)	55,15.53 Deputy Secretary, Jharkand Ranchi letter no. 7873(S) Date 23.11.2015	2015-16	2016-17	5	0.00	0.00	53,12.27	N.A.
164	Widening & Strengthening of Kuru-Lohardaga-Ghagra Road from km 0 to 44.0	53,86.09 Lt. No.-4512(S) Dt. 25.06.2015 (Revised)	21.03.2014	27.11.2015	52	23,00.00	26,72.68	0.00	N.A.
165	Alakwara Rural W/S Scheme	5,38.94 Letter No.-183, Date:- 30.01.14	Jan-15	24 Months	85	4,50.00	4,99.50	0.00	N.A.
166	Widening & Strengthening of Baharagora Market Road from Motel Chowk to Shristha Chowk via Bartal Chowk and toward Chourangi Chauk Length 3.4 km	5,29.68 06.07.2015	2015-16	2016-17	20	50.00	50.00	0.00	N.A.

**APPENDIX IX - COMMITMENTS OF THE GOVERNMENT - LIST OF INCOMPLETE CAPITAL WORKS - contd.**

Sl. No.	Name of Project/ Works	Estimated cost of work / dt. of sanction	Year of commencement of work	Target year of completion	Physical progress of work (in per cent)	Expenditure durring the year	Progressive expenditure to the end of year	Pending Payment	Revised cost of any/Date of revision
1	2	3	4	5	6	7	8	9	10
<i>(₹ in lakh)</i>									
167	Improvement work in the stretch from km 12 to km 34 (Except km 21, 22, 31 & 32) of NH-75 under N.H. Division Ranchi for the year 2015-16 (Under Plan Head).	5,27.25 Vide RCD L.No. 6122(S) Dtd. 25.08.2015	2016	2016	85	80.00	80.00	0.00	N.A.
168	Constn. Of 13 nos. bridge, 10 Nos. Fall and Two nos. CD at different point of Pukhuria Disty.	5,17.34 24.02.2015	2015-16	2016-17	57	2,72.57	2,72.57	0.00	N.A.
169	Widening & Strengthening of Kharoni chowk to Durgapur (Total length-18.825km) Road for the year 2014-15.	51,61.33 Administrative Approval from Deputy Secretary, Jharkand Ranchi letter no. 7618(S) Date 10.10.2014	2014-15	2016-17	40	6,00.00	10,60.00	35,43.77	N.A.
170	Construction of bridge over Patro River between Bardahi and Simra under Sarath Block in Deoghar Distt	5,16.366 83 dt 26.08.14	2014-15	07.07.2017	78	2,88.49	2,88.49	2,27.87	N.A.
171	Sahibganj Urban Pipe Water Supply Scheme	50,64.24 (UD Deptt.)	2011-12	2016-17	70	7,62.32	30,89.57	0.00	N.A.

**APPENDIX IX - COMMITMENTS OF THE GOVERNMENT - LIST OF INCOMPLETE CAPITAL WORKS - contd.**

Sl. No.	Name of Project/ Works	Estimated cost of work / dt. of sanction	Year of commencement of work	Target year of completion	Physical progress of work (in per cent)	Expenditure durring the year	Progressive expenditure to the end of year	Pending Payment	Revised cost of any/Date of revision
1	2	3	4	5	6	7	8	9	10
<i>(₹ in lakh)</i>									
172	Jangalpur Rural Water Supply Scheme	5,01.90	2013-14	2015-16	85	2,58.00	4,48.77	0.00	N.A.
173	Construction of bridge over Jamunia river between Sukudih & Dahiyari in Jitpur Panchayat under block Topchanchi Dhanbad	5,18.63 Secretry of Gov. Vide Lt No.25 Date - 22.10.2014	2015-16	10.04.2017	50	2,00.00	2,00.00	3,18.63	N.A.
174	Mahagama R/W/ Supply Scheme	4,99.15 dt 31.8.2012	22-04-2013 2013-14	21-04-2014 2014-15	15	0.00	0.00	1,22.49	N.A.
175	Bandh RWSS	4,99.16 19 dt. 06-06-2014	12/02/15	11/02/17	10	50.00	50.00	0.00	N.A.
176	Widening and Strengthening of Harinchara to Barhait from K.M. 0.00 to 23.60 and Kherwa Shivgadi Link Road from K.M. 0.00 to 3.60 under Road Division, Sahibganj	49,72.77 Dt. 27.06.2014	2014	2016	55	11,24.71	19,36.77	30,36.00	N.A.

**APPENDIX IX - COMMITMENTS OF THE GOVERNMENT - LIST OF INCOMPLETE CAPITAL WORKS - contd.**

Sl. No.	Name of Project/ Works	Estimated cost of work / dt. of sanction	Year of commencement of work	Target year of completion	Physical progress of work (in per cent)	Expenditure durring the year	Progressive expenditure to the end of year	Pending Payment	Revised cost of any/Date of revision
1	2	3	4	5	6	7	8	9	10
<i>( ₹ in lakh)</i>									
177	Widening & Strengthening / Reconstruction of Kharsawan-Hurangda - Rajjama - Kanderkuti - (Rangamati) Rargaon Road from 0.00 km to 29.407 km	49,71.54 25.03.2013	2013	2014	43	6,50.00	23,01.00	26,70.54	N.A.
178	Widening, Strengthening and reconsturction of Atka-Sariya Road in Km. 0 to 27.5 Under Road Division, giridih for the Year 2014-15	49,67.15 Letter no 7625(S) Dt. 13.10.14 & CE, CDO RCD, Jharkhand Ranchi) dt 25.05.2014	27.01.15	27.07.2016	66	23,99.96	30,40.25	20,61.89	N.A.
179	Construction of Dam spillway of left and right outlet of Raisa Resrvoir Scheme	49,39,55.00	11.01.2010	31.03.1995	58	0.00	86,17.09	0.00	N.A.
180	W/S of Rajrappa to Dhobiajara Road including 03 Nos. of H.L Bridge (2015-16	26,06.85 4919(s) dt. 26.06.2015	17.12.2015	16.12.2016	60	5,00.00	5,00.00	20,20.34	N.A.
181	Widening & Strengthening of Sahara - Kothia Road (L- 0 to 20.535 km)	49,08.70 Deputy Secretary, Jharkand Ranchi letter no. 5352(S) Date 17.07.2014	2015-16	2016-17	50	12,00.00	12,00.00	31,80.31	N.A.

**APPENDIX IX - COMMITMENTS OF THE GOVERNMENT - LIST OF INCOMPLETE CAPITAL WORKS - contd.**

Sl. No.	Name of Project/ Works	Estimated cost of work / dt. of sanction	Year of commencement of work	Target year of completion	Physical progress of work (in per cent)	Expenditure durring the year	Progressive expenditure to the end of year	Pending Payment	Revised cost of any/Date of revision
1	2	3	4	5	6	7	8	9	10
<i>(₹ in lakh)</i>									
182	Athgama to Sugnibasa via Kesopur (Arjunpur, Kakhratola) road	4,90.06 12-1-16	2016	2017	15	38.93	38.93	5,13.07	N.A.
183	Construction of Shankh-Chatra (Lukaiya More on NH-75) Road from km 0 to 21.35	48,86.03 Lt. No. - 9119(S) 26.12.2014	25.03.2015	24.08.2016	62	28,70.00	28,70.00	0.00	N.A.
184	Widening & Strengthening of Dalahi to Murgimore Road (L- 0 to 26.700 km)	48,42.73 Deputy Secretary, Jharkand Ranchi letter no. 9123(S) Date 26.12.14	2015-16	2016-17	50	23,00.00	23,00.00	25,84.35	N.A.
185	Construction of High Level Bridge over River Chaupat in Km. 25.00 of Latehar Sarju Kotam (Garu) Road with approach road.	4,82.25 AA letter No. 330(S) dated-26-03-2013	2015-16	2016-17	42	2,00.00	2,00.00	#REF!	N.A.
186	RadhaNagar to Udhawa road	4,79.69 18-07-14	2015	2016	80	3,92.28	3,92.28	87.41	N.A.
187	Const. of OR-46 Ex km 99.830 of Chandil left main canal.	4,79.21 (14.08.12)	2013-14	2014-15	75	1,83.63	3,95.61	0.00	N.A.

**APPENDIX IX - COMMITMENTS OF THE GOVERNMENT - LIST OF INCOMPLETE CAPITAL WORKS - contd.**

Sl. No.	Name of Project/ Works	Estimated cost of work / dt. of sanction	Year of commencement of work	Target year of completion	Physical progress of work (in per cent)	Expenditure durring the year	Progressive expenditure to the end of year	Pending Payment	Revised cost of any/Date of revision
1	2	3	4	5	6	7	8	9	10
<i>(₹ in lakh)</i>									
188	Widening & Strengthening/ Reconstruction of Gamhariya-Dajiaghat(Ganjiaghat)-Govindpur road (Length:26.160 Km)	47,62.11 03.03.2014	2014	2015	71	5,18.39	37,90.39	9,71.72	N.A.
189	Residual E/W & Lining work of Pukhuria Disty. From Km. 0.00 to 7.14 of I.R.M.C.	4,73.78 03.10.2012	2012-13	2015-16	85	59.01	4,79.63	0.00	5,24.65 05.02.14
190	Widening & Strengthening/ Reconstruction of Jharkhand Dham Sampark Road Under Plan Head	47,10.80 6937(s), Dt-12.09.14	22.10.2014	21.04.2016	83	22,00.00	30,00.00	11,10.75	N.A.
191	Construction of High level bridge over river Sinjedarha in between Rassitola and Piparjoriya under Borio Block District Sahibganj	4,67.31	2014-15	2016-17	57	1,10.00	1,25.00	3,42.31	N.A.

**APPENDIX IX - COMMITMENTS OF THE GOVERNMENT - LIST OF INCOMPLETE CAPITAL WORKS - contd.**

Sl. No.	Name of Project/ Works	Estimated cost of work / dt. of sanction	Year of commencement of work	Target year of completion	Physical progress of work (in per cent)	Expenditure durring the year	Progressive expenditure to the end of year	Pending Payment	Revised cost of any/Date of revision	
1	2	3	4	5	6	7	8	9	10	
<i>(₹ in lakh)</i>										
192	PWD Sirsa more to Hijri Parsa via Baccha Dhobna Cowadhab road	4,63.30	1-9-14	2015	2016	35	1,07.59	1,07.59	3,55.71	N.A.
193	Construction of High level bridge over river Gumani in between Naya Plashbona (Nawghat) and Jamalpur under Barharwa Block District Sahibganj	4,61.06		2014-15	2016-17	10	0.00	0.00	4,61.06	N.A.
194	Widening & Strengthening of Road from PWD road Asanbani to PWD Road Haripur. (L- 0 To 26.25 km)	46,08.19	Deputy Secretary, Jharkand Ranchi letter no. 9121(S) Date 26.12.14	2015-16	2016-17	40	9,00.00	9,00.00	32,91.53	N.A.
195	Construction of Earth work ,lining work , all tructure & WBM road from km 14.40 to 18.36 of GLMC	46,05.33 5756.66		2014-15	2017-18	79	41,66.00	45,23.30	12,32.67	N.A.
196	Const. of Bridge over Khathi River Kaithpura to Jhapaniya at Basantrai Block.	2,88.96	44F2/14-15 Dt. 23.02.2015	2013-14	22.08.2016	85	1,84.49	1,04.48	1,04.48	N.A.



**APPENDIX IX - COMMITMENTS OF THE GOVERNMENT - LIST OF INCOMPLETE CAPITAL WORKS - contd.**

Sl. No.	Name of Project/ Works	Estimated cost of work / dt. of sanction	Year of commencement of work	Target year of completion	Physical progress of work (in per cent)	Expenditure durring the year	Progressive expenditure to the end of year	Pending Payment	Revised cost of any/Date of revision
1	2	3	4	5	6	7	8	9	10
<i>(₹ in lakh)</i>									
197	Construction of bridge over river Gumani in between Dariyapur and Maheshghhati (infornt of house of Murtja) under Barharwa Block District Sahibganj	4,46.87	2014-15	2016-17	45	1,83.82	1,83.82	2,63.05	N.A.
198	W/S of Petarwar Gomia Road (Total length 26.150 KM)	44,50.73	2013-14	2015-16	47	10,00.00	20,74.00	16,75.00	N.A.
199	Construction of Bridge over river Ushari connecting to Gandey, Madhupur, Deoghar and Dumka Road under Giridih block	4,45.60 74 Loh0 Date 24.10.13	2014-15	27.1.16	35	1,02.75	1,02.75	3,42.85	N.A.
200	Construction of bridge over river Barakar between Arwadih to hazaribad under block Pirtand	4,45.00 155 Loh0 Date 12.3.12	2012-13	14.6.14	69	95.63	3,06.48	1,38.52	N.A.
201	New Anjana to Chandpur via Prithvinagar Vidyalay & Sitashnagar	4,41.38 (259/ Loh0 dt 28.12.12)	06.06.2013	04.12.2014	62	43.70	2,74.20	1,67.19	N.A.

**APPENDIX IX - COMMITMENTS OF THE GOVERNMENT - LIST OF INCOMPLETE CAPITAL WORKS - contd.**

Sl. No.	Name of Project/ Works	Estimated cost of work / dt. of sanction	Year of commencement of work	Target year of completion	Physical progress of work (in per cent)	Expenditure durring the year	Progressive expenditure to the end of year	Pending Payment	Revised cost of any/Date of revision
1	2	3	4	5	6	7	8	9	10
<i>(₹ in lakh)</i>									
202	Const. of Bridge over Sunder River between Dhawa Bagicha at Boarijore Block.	3,95.65 43F2/14-15 Dt. 21-02-2015	2014-15	20.08.2016	97	3,29.77	55.89	55.89	N.A.
203	Construction of bridge over river Kheduiya near Panchayat bhawan in Sariya khurd panchayat under Sariya block	4,38.76 64 Loh0 Date15.5.15	2015-16	12.5.17	10	0.00	0.00	4,38.76	N.A.
204	Widening & Strengthening of Aamgachi to Kalyanpur Road. (L-24.01 KM)	43,76.14 Deputy Secretary, Jharkand Ranchi letter no. 5620(S) Date 06.08.2015	2015-16	2016-17	15	5,50.00	5,50.00	38,78.42	N.A.
205	Const. of WBM metal service road from km 94.20 to km106.46 of chandil left main canal.	4,35.83 (04.03.15)	2015-16	2016-17	69	2,72.18	2,72.18	0.00	N.A.
206	Widening and Strengthening of Road from Rangasirsa to Karmatand Via Dhiba, Kukraha, Karown Road Length 31.00 Km	43,44.16 4106(s), Date- 29.05.14	2015-16	2016-17	83	7,50.00	38,00.00	8,97.01	N.A.

**APPENDIX IX - COMMITMENTS OF THE GOVERNMENT - LIST OF INCOMPLETE CAPITAL WORKS - contd.**

Sl. No.	Name of Project/ Works	Estimated cost of work / dt. of sanction	Year of commencement of work	Target year of completion	Physical progress of work (in per cent)	Expenditure durring the year	Progressive expenditure to the end of year	Pending Payment	Revised cost of any/Date of revision
1	2	3	4	5	6	7	8	9	10
<i>(₹ in lakh)</i>									
207	Constn. Of H.L bridge over Irga River at Km 16th of Kowar -Kodarma road For the Year 2014-15	4,30.92 Lett. No. 4822 (s) dt. 27.06.14	29.04.15	28.02.17	50	1,00.00	1,00.00	3,09.18	N.A.
208	Preparing of DPR of ERM of Katri R/S	43.00 Engineer in Chief - 1 WRD Ranchi Vide Letter No. 470 dt 05.06.2014	2015	2016-17	75	1.85	25.50	0.00	N.A.
209	Construction of Earth work ,lining work , all structure & WBM road from km 0.002 to 7.02 of GLMC	42,50.39 52,89.92	2013-14	2016-17	88	14,88.03	44,73.41	8,16.51	N.A.
210	Construction of bridge over river Barakar between connecting to Birni & Dumari Block at Nurangohat under Birni block	4,25.00 14 Loh0 Date 30.4.11	2012-13	14.,6.14	40	1,22.01	1,22.01	3,02.99	N.A.
211	Construction of bridge over Nala in between Banjhi Dhighhi and Dhhuruwa under Borio Block District Sahibganj	4,24.18	2014-15	2016-17	85	2,08.11	2,52.11	1,72.08	N.A.

**APPENDIX IX - COMMITMENTS OF THE GOVERNMENT - LIST OF INCOMPLETE CAPITAL WORKS - contd.**

Sl. No.	Name of Project/ Works	Estimated cost of work / dt. of sanction	Year of commencement of work	Target year of completion	Physical progress of work (in per cent)	Expenditure durring the year	Progressive expenditure to the end of year	Pending Payment	Revised cost of any/Date of revision
1	2	3	4	5	6	7	8	9	10
<i>(₹ in lakh)</i>									
212	Construction of high level bridge over Veargarha river at Arki Ulihatu road at Arki block	4,14.50 Turnkey	2009	2016	57	0.00	2,09.57	2,04.93	N.A.
213	const of E/W, structure, lining and W.B.M road of Galudih left main canal from km 29.35 to km 36.00	41,25.94 10 1 2014	2013-14	2015-16	80	26,80.74	32,45.25	0.00	N.A.
214	Construction of Microlift on Badka dohar nala series of checkdam	41.58 Dt. 19.03.2014	2013-14	2014-15	90	25.69	31.94	9.64	N.A.
215	Construction of 50 bedded Trauma Centre & 50 Beeded Emergency Hospital Building at Rims, Ranchi	41,70.34 06/08/14	2014-15	24 Months	85	12,12.03	32,97.45	41,70.33	N.A.
216	Pakur Sahri Jalapurti Yojna	40,76.38	2011-12	2016-17 (April-16)	65	4,35.76	21,09.38	0.00	N.A.
217	Construction of bridge over Jamunia river in Km 4th of DNB Road	4,07.91 dt. 06.01.14	2014-15	2016-17	5	0.00	0.00	4,16.41	N.A.
218	Bhandarbera More to Madhuban Joria via Devleshwar Mandir	4,04.75 207/06.10.2015	2015-16	04.07.2017	35	78.20	78.20	2,76.22	N.A.

**APPENDIX IX - COMMITMENTS OF THE GOVERNMENT - LIST OF INCOMPLETE CAPITAL WORKS - contd.**

Sl. No.	Name of Project/ Works	Estimated cost of work / dt. of sanction	Year of commencement of work	Target year of completion	Physical progress of work (in per cent)	Expenditure durring the year	Progressive expenditure to the end of year	Pending Payment	Revised cost of any/Date of revision
1	2	3	4	5	6	7	8	9	10
<i>( ₹ in lakh)</i>									
219	Widening and strengthening of municipal road from vikash bhawan to saksharta more via bada pachgarh from k.m. 0.000 to 1.990 under road division, sahibganj	4,04.21 Dt. 19.08.2015	2015	2016	30	1.00	1.00	3,04.21	N.A.
220	Construction of 'C' type quarter ( 4 block) at kelaghagh Simdega.	4,41.45 22-11-2013 Agremented value 437.24	2014	2015	90	1,98.25	4,26.49	14.96	N.A.
221	E/w IN pmc from Ch. 486 to 1370	39,85.73 C.E WRD Deoghar letter no-1623 dt. 27.7.13	2016	2016	75	9,20.30	33,38.06	6,47.67	1,60.88 C.E WRD Deoghar letter no-1326 dt.10.03.15
222	E/W in PMC from ch. 486 to 1370	39,85.73 CE WRD Deoghar letter no-1623 dt.27.07.13	2016	2016	75	9,20.30	33,38.06	6,47.67	1,60.88 CE WRD Deoghar letter no-1326 dt.10.07.15
223	Const. of high level Bridge over Gawai river at Ch. 17.880 Km. of Patherdih Chandankiyari Barmasia Road.	3,96.03 dt. 14.11.12	2012-13	2014-15	92	10.24	3,55.24	34.06	N.A.

**APPENDIX IX - COMMITMENTS OF THE GOVERNMENT - LIST OF INCOMPLETE CAPITAL WORKS - contd.**

Sl. No.	Name of Project/ Works	Estimated cost of work / dt. of sanction	Year of commencement of work	Target year of completion	Physical progress of work (in per cent)	Expenditure durring the year	Progressive expenditure to the end of year	Pending Payment	Revised cost of any/Date of revision
1	2	3	4	5	6	7	8	9	10
<i>(₹ in lakh)</i>									
224	Construction of High Level Bridge over River Mohane in 16.855 KM of Chauparan - Chatra Road.	3,90.50 7665(S) dt. 31.10.12	2013	18 Months	32	23.37	1,36.88	0.00	N.A.
225	Construction of Opthamology Building at Rims, Ranchi	39,10.83 23/08/14	2014-15	24 Months	65	16,63.95	32,97.45	39,10.81	N.A.
226	Construction fo Check Dam Bandh Ahar at-Dholachak (Part-II)	38.90 98/01.06.2015	2014-15	2014-15	60	0.00	12.82	7.00	N.A.
227	Residual work of App channel (112M), Intake Strcture (25+85=110M), Tunnel (999M), Cut & Cover (150M), Desilting of Cut & Cover (from 4344 M to 6387M) and earth filling of Cut & Cover (150M)	38,42.73 vide C.E. Hazaribag Letter No. 1910 dated 08/12/2011, Agreement value Rs. 5460.75 lakh	08.05.2013	31.03.2017	50	32,49.35	32,29.80	0.00	64,79.15
228	Barasarsa gorkirtan mandir to chitlogram PWD road via hetbandha	3,78.82 (172/ Loh0 dt 27.09.2014)	17.06.2016	16.09.2016	70	2,62.08	2,62.08	88.78	N.A.
229	Pathergama R/W/ Supply Scheme	3,77.53 dt.27.07.2012	22-04-2013 2013-14	21-04-2014 2014-15	95	37.58	1,17.77	37.12	N.A.

**APPENDIX IX - COMMITMENTS OF THE GOVERNMENT - LIST OF INCOMPLETE CAPITAL WORKS - contd.**

Sl. No.	Name of Project/ Works	Estimated cost of work / dt. of sanction	Year of commencement of work	Target year of completion	Physical progress of work (in per cent)	Expenditure durring the year	Progressive expenditure to the end of year	Pending Payment	Revised cost of any/Date of revision
1	2	3	4	5	6	7	8	9	10
<i>(₹ in lakh)</i>									
230	Construction of Road from NH32 to Bhawardaha Road	3,77.90 P.S., RWD letter No.141 dated 20-07-2015	2015	2017	30	50.52	50.52	2,87.28	N.A.
231	Widening and strengthening of Pathna - Hiranpur road from K.M. 0.00 to 17.504	37,32.10 Dt. 07.05.2014	2014	2016	70	5,53.67	11,98.77	25,33.33	N.A.
232	Remaining work of High Level RCC bridge over Mayurkola river in 17th K.M. of pakur-Barharwa road	3,71.65 Dt. 24.06.2014	2015	2016	90	1,10.00	2,84.18	87.46	N.A.
233	Preparing of DPR of ERM Dhansingtoli R/S	37.00 Engineer in Chief - 1 WRD Ranchi Vide Letter No. 472 dt 05.06.2014	2015	2016-17	75	1.40	21.75	0.00	N.A.
234	Const. of Bridge on Basantrai PWD Road between Jamnikola to Belakitha Near Sunder River at Basantari Block.	5,74.93 36F2/14-15 Dt. 17.01.2015	2013-14	16.01.2017	38	1,84.11	3,90.82	3,90.82	N.A.

**APPENDIX IX - COMMITMENTS OF THE GOVERNMENT - LIST OF INCOMPLETE CAPITAL WORKS - contd.**

Sl. No.	Name of Project/ Works	Estimated cost of work / dt. of sanction	Year of commencement of work	Target year of completion	Physical progress of work (in per cent)	Expenditure durring the year	Progressive expenditure to the end of year	Pending Payment	Revised cost of any/Date of revision	
1	2	3	4	5	6	7	8	9	10	
<i>(₹ in lakh)</i>										
235	Construction of Road from Jamdiha Baghmara School to Chainpur Dhokhara via Sundar pahari Road	3,63.21 P.S., RWD letter No.241 dated 30.10.2015	2016	2017	15	17.18	17.18	3,44.64	N.A.	
236	NH 33 Tayar More to Bijuliya Talab Via Vikash Nagar	1,79.07 362 dtd. 10.12.2015	2015-16	2016-17	35	38.42	38.42	1,40.65	N.A.	
237	Const. of Bridge over River Harna River on Garka to Chakra at Pathargama Block.	3,47.05 35F2/14-15 Dt. 09.01.2015	2013-14	08.06.2016	75	1,60.18	1,86.87	1,86.87	N.A.	
238	Construction of Series of Checkdam on Simra Nala Satpuliya Nala and Gouri Nala	3,59.70 23/03.12.2010	0.00	0.00	95	0.00	1,81.85	7.65	N.A.	
239	REO road chaldhova more to Rampur via Dumariya road	3,58.18 1-9-14	2015	2016	70	1,71.26	1,71.26	1,86.92	N.A.	



**APPENDIX IX - COMMITMENTS OF THE GOVERNMENT - LIST OF INCOMPLETE CAPITAL WORKS - contd.**

Sl. No.	Name of Project/ Works	Estimated cost of work / dt. of sanction	Year of commencement of work	Target year of completion	Physical progress of work (in per cent)	Expenditure durring the year	Progressive expenditure to the end of year	Pending Payment	Revised cost of any/Date of revision
1	2	3	4	5	6	7	8	9	10
<i>(₹ in lakh)</i>									
240	Widening and Strengthening of Nayasarai- Argora Road from KM 0.00 to 5.8 including construction of Bridges in 2nd and 5th KM for the year 2013-14.	35,76.88 13.10.14	2014-15	15.01.16	79	4,58.82	11,58.82	0.00	N.A.
241	Construction of bridge over Chhota Laxami Nala in between Chhota Laxmi and Basaha mision under Mandro Block District Sahibganj	3,57.92	2014-15	2016-17	72	2,20.08	2,20.08	1,37.83	N.A.
242	Kasta to Bheldanga via Karabad	3,56.56 331/01.12.2015	2015-16	01.09.2017	20	54.34	54.34	2,64.39	N.A.
243	Diversion work in km 13 of NH-133	35.55 SE Letter no 51 dt 09-02-2016	18/03/16	17/05/16	10	0.00	0.00	35.55	10% work complete, rest work in progress.
244	W/S of Jhinkpani -Jorapokhar- Silpunji-Thai -Tonto Chowk at Km. 0.00 to 21.475	35,54.75 06.10.2015	2015-16	2017-18	15	7,66.46	7,66.46	0.00	N.A.

**APPENDIX IX - COMMITMENTS OF THE GOVERNMENT - LIST OF INCOMPLETE CAPITAL WORKS - contd.**

Sl. No.	Name of Project/ Works	Estimated cost of work / dt. of sanction	Year of commencement of work	Target year of completion	Physical progress of work (in per cent)	Expenditure durring the year	Progressive expenditure to the end of year	Pending Payment	Revised cost of any/Date of revision
1	2	3	4	5	6	7	8	9	10
<i>(₹ in lakh)</i>									
245	Construction of Road from Gopinathdih to Jarma Gansadih Damodar River via Choudhary House Road	3,54.40 P.S., RWD letter No.128 dated 17.07.2015	2015	2017	33	49.16	49.16	2,68.62	N.A.
246	NH-320 Naya Chowk to Sandi Road for the year of 2015-16	2,84.10 3527(s) dt. 21.05.2015	12.11.2015	11.03.2016	98	50.00	50.00	1,65.21	N.A.
247	Construction of H.L. R.C.C. Bridge over Sankh River in 16th km of Kuru-Lohardaga-Ghagra Road (SH-8).	3,52.25 Lt. No. - 7677(S) Dt. - 31.10.2012	27.04.2013	26.05.2014	75	29.63	2,32.18	0.00	N.A.
248	Construction of bridgre over river Chikni at Tato village under block Birni	3,51.01 162 Loh0 Date 9.1.13	2013-14	17.12.14	65	92.38	1,81.91	1,69.10	N.A.
249	Construction of bridge over river between Bhatraiya & Darapa, Pachayat Bagdabra under Sarath Block in Deoghar Distt	3,46.20 272 dt 25.10.14	2015-16	15.12.2016	65	1,28.02	1,28.02	2,18.18	N.A.

**APPENDIX IX - COMMITMENTS OF THE GOVERNMENT - LIST OF INCOMPLETE CAPITAL WORKS - contd.**

Sl. No.	Name of Project/ Works	Estimated cost of work / dt. of sanction	Year of commencement of work	Target year of completion	Physical progress of work (in per cent)	Expenditure durring the year	Progressive expenditure to the end of year	Pending Payment	Revised cost of any/Date of revision
1	2	3	4	5	6	7	8	9	10
<i>(₹ in lakh)</i>									
250	KHAJURDANGA TO DHARNIPAHAR PAHARIYA UPERTOLA VIA, DHANGADHA	3,43.81 (201/ Loh0 dt 09.01.2014)	17.06.2014	10.10.2015	78	1,25.46	2,43.46	1,00.36	N.A.
251	JHIKARHATTI TO ISLAMPUR VIA KAKODWANA, SAKRAGHAT	3,40.55 (425/ Loh0 dt 26-02-2014)	18.02.2015	17.08.2015	50	1,28.46	128.46	3,21.69	N.A.
252	Construction of cross Regulator cum Escape Rehulator cum SLR Bridge at form 10.410,10.505 and thirteen numbers of outlets at km 7.08,8.28 ,9.09,8.92,9.42,10.89a nd 19.11 at icha Right Main canal	3,40.53 16.03.2016	2015-16	2016-18	5	11.94	11.94	3,28.60	N.A.
253	Construction of High level bridge over river Gumani in between Juhibona and Bara Purulia under Barharwa Block District Sahibganj	3,35.52	2014-15	2016-17	40	1,52.95	1,52.95	1,82.56	N.A.

**APPENDIX IX - COMMITMENTS OF THE GOVERNMENT - LIST OF INCOMPLETE CAPITAL WORKS - contd.**

Sl. No.	Name of Project/ Works	Estimated cost of work / dt. of sanction	Year of commencement of work	Target year of completion	Physical progress of work (in per cent)	Expenditure durring the year	Progressive expenditure to the end of year	Pending Payment	Revised cost of any/Date of revision
1	2	3	4	5	6	7	8	9	10
<i>(₹ in lakh)</i>									
254	Construction of HL Bridge over Laligara Nala at Ch. 14.850 KM of Asura-Balandia Road and over Dhansari Nala at Ch. 23.015 KM of Hatgamharia-Benisagar Road.	3,35.32/13.11.2013	2013-14	2014-15	40, 85	1,23.68	2,11.78	0.00	N.A.
255	Pwd road Mandro to Devdanr via Simra Ithari road	3,34.233 11-2-14	2014	2015	71	1,29.24	2,04.24	1,29.99	N.A.
256	Gumani Station (East) to MGR Rail Line Via Purana Kabrastan Mahajan Pirkokhar khacha bagan Dilalpur road	3,33.74 8-7-15	2015	2016	70	2,14.16	2,14.16	1,19.58	N.A.
257	Construction of bridge over river Patohiya on Simani Jharkhand Dham road under block Jamua	3,32.68 / 02 Loh0 Date 02.4.13	2013-14	01.7.14	93	42.34	2,29.83	1,02.84	N.A.

**APPENDIX IX - COMMITMENTS OF THE GOVERNMENT - LIST OF INCOMPLETE CAPITAL WORKS - contd.**

Sl. No.	Name of Project/ Works	Estimated cost of work / dt. of sanction	Year of commencement of work	Target year of completion	Physical progress of work (in per cent)	Expenditure durring the year	Progressive expenditure to the end of year	Pending Payment	Revised cost of any/Date of revision
1	2	3	4	5	6	7	8	9	10
<i>(₹ in lakh)</i>									
258	Construction of High level bridge over river Parlohara at village Patlohara under Borio Block District Sahibganj	3,32.67	2014-15	2016-17	82	1,99.37	1,99.37	1,33.30	N.A.
259	Construction of Bridge over Joriya between Mohanpur and Chirda under Chandankiyari Block District Bokaro	3,32.49 280/San- &20.01.2015	14-15	27.11.2016	60	1,90.52	1,90.52	1,41.97	N.A.
260	Re-construction of Kesa More (NH-23) Tangarbasli-Mandar (NH-75) Road.	32,89.10 Lt. No.-2235(S) Dt. 14.03.2013	26.06.2013	29.06.2014	85	7,27.02	25,61.16	0.00	N.A.
261	Construction of Bridge over Barmasiya river between Kanjkiro and Kachcho under Nawadih Block District Bokaro	3,27.46 279/San- &20.01.2015	14-15	16.12.2016	55	1,20.23	1,20.23	2,07.23	N.A.
262	Construction of Road From Manpur to Nawagarh via Bhelwatanr Bhikhanidih Road	3,26.93 P.S., RWD letter No.232 dated 01.12.2015	2016	2017	25	80.97	80.97	2,23.80	N.A.
263	Mohanpur to Siyatanr via Sikarposhni	3,25.08 395/23.12.2015	2015-16	30.06.2017	35	88.87	88.87	2,01.67	N.A.

**APPENDIX IX - COMMITMENTS OF THE GOVERNMENT - LIST OF INCOMPLETE CAPITAL WORKS - contd.**

Sl. No.	Name of Project/ Works	Estimated cost of work / dt. of sanction	Year of commencement of work	Target year of completion	Physical progress of work (in per cent)	Expenditure durring the year	Progressive expenditure to the end of year	Pending Payment	Revised cost of any/Date of revision
1	2	3	4	5	6	7	8	9	10
<i>( ₹ in lakh)</i>									
264	Mohlidih-Latani-Rupan Group of Villge R/W/S/S	32,44.03 26(A) 22/08/2015	29/02/2016	28-05-2019 + 3 Month Trail Run	0.00	2,89.68 (Mob. Advance)	2,89.68	0.00	N.A.
265	Widening & Strengthening Work of Rajnagar-Jugsalai Road from K.M.0.00 TO 24.745 KM	32,33.98 27.07.2012	2013	2014	85	6,50.00	24,79.49	8,94.57	N.A.
266	Bhairgram to Phatraghatta repairing Bangal Border Road	3,23.96 (40/ Loh0 dt 01.03.2008)	09.02.2009	08.02.2010	65	0.00	1,49.21	1,57.50	N.A.
267	Construction of bridge over Koni river between Hurlung & Chipri under Gomia block, Dsitt. - Bokaro.	3,22.13 25/San-&16.05.2014	13-14	14.07.2016	80	2,34.44	2,34.44	87.68	N.A.
268	Construction of Bridge Over Darwa river in between Charmradih to Singhwa Gidhani Panchayat under Deoghar Block, Distt	3,21.28 345 dt 19.02.14	2014-15	07.07.2016	80	1,62.84	1,62.84	1,58.44	N.A.
269	Construction of Microlift on Ambagarda nala series of checkdam	32.97 Dt. 03.03.2014	2013-14	2014-15	90	13.24	25.89	7.08	N.A.

**APPENDIX IX - COMMITMENTS OF THE GOVERNMENT - LIST OF INCOMPLETE CAPITAL WORKS - contd.**

Sl. No.	Name of Project/ Works	Estimated cost of work / dt. of sanction	Year of commencement of work	Target year of completion	Physical progress of work (in per cent)	Expenditure durring the year	Progressive expenditure to the end of year	Pending Payment	Revised cost of any/Date of revision
1	2	3	4	5	6	7	8	9	10
<i>(₹ in lakh)</i>									
270	Construction of Road from PWD Road Harina to Pochari via Nichitpur Kumhartoli Sogedih Road	3,19.451 P.S., RWD letter No.123 dated 15.09.2014	2015	2016	90	3,04.50	3,04.50	11.40	N.A.
271	Construction of Bridge Over Dhiba river in Panchayat Thadiyara under Mohanpur Block, Distt. Deoghar	3,18.663 252 dt 22.10.14	2014-15	02.08.2016	93	2,41.84	2,41.84	76.82	N.A.
272	Kunwarpur Raksi via Banakola road	3,18.358 12-1-16	2016	2017	10	36.16	36.16	2,82.20	N.A.
273	Lakhipur to Ichakguttu field Kalyanpur via Kalyanpur Bandatola	3,18.247 12-1-16	2016	2017	10	34.16	34.16	2,84.09	N.A.
274	Garjori PWD Main Rd. to Tulsi Chak Paharia Tola	3,17.29100 291/30.11.2015	2015-16	04.04.2017	35	97.46	97.46	1,86.06	N.A.
275	Rochap Donkatand to Pargharah Terpa Tokisud Rl. St.	3,17, 03.11.2015/ 246.739	2015-16	2016-17	15	19.68	19.68	2,27.06	N.A.
276	Narodih More to Laxmipur Adivasi Tola via Shivpur Laxmipur	3,16.91 203/06.10.2015	2015-16	04.04.2017	45	1,17.80	1,17.80	1,65.84	N.A.

**APPENDIX IX - COMMITMENTS OF THE GOVERNMENT - LIST OF INCOMPLETE CAPITAL WORKS - contd.**

Sl. No.	Name of Project/ Works	Estimated cost of work / dt. of sanction	Year of commencement of work	Target year of completion	Physical progress of work (in per cent)	Expenditure durring the year	Progressive expenditure to the end of year	Pending Payment	Revised cost of any/Date of revision
1	2	3	4	5	6	7	8	9	10
<i>(₹ in lakh)</i>									
277	Construction of Bridge Over Bagdaro river in Badiya Marni road under Margomunda/ Karou Block, Distt. Deoghar	3,15.61 247 dt 22.10.14	2014-15	18.08.2016	80	1,97.86	1,97.86	1,17.75	N.A.
278	Residual earth work from km.0.00 to 1.10km of Banpura distributory and construction of H.R at k.m 7.030 of B.B.C. off take point of Banpura distributory under konar canal division, Bagodar.	31.43/23.01.2015	2015	2016	77.46	5.08	24.35	7.08	N.A.
279	Widening & Strengthening of Kajladaha to Pakuria Road from km 0 to 16.45km (Part-A- 0 to 5.110km Under Road Division, Dumka) (L- 0 To 5.110 km)	31,21.70 Deputy Secretary, Jharkand Ranchi letter no. 5993(S) Date 20.08.2015	2015-16	2016-17	15	1,00.00	1,00.00	5,71.76	N.A.



**APPENDIX IX - COMMITMENTS OF THE GOVERNMENT - LIST OF INCOMPLETE CAPITAL WORKS - contd.**

Sl. No.	Name of Project/ Works	Estimated cost of work / dt. of sanction	Year of commencement of work	Target year of completion	Physical progress of work (in per cent)	Expenditure durring the year	Progressive expenditure to the end of year	Pending Payment	Revised cost of any/Date of revision
1	2	3	4	5	6	7	8	9	10
<i>(₹ in lakh)</i>									
280	Widening & Strengthening / Reconstruction of Domchanch Bazar to Pipcho via Bagro (Jainagar Block) Road under Plan Head in year 2013-14	31,19.76(s) dt- 05.09.2013	26.06.2014	25.12.2015	99	4,91.16	27,92.91	0.00	N.A.
281	Construction of residual Earth work and lining from km.6.39 to 20.07 of Icha right Main canal	31,02.35 / 31.03.2012	2012-13	2014-15	50	13,13.97	20,56.20	18,46.87	39,03.07 dated 23.11.2013
282	Reconstruction of Dhansari-Andhari-Paramsada upto Odisha Border Road length 19.40 KM	31,00.87 / 24.06.2015	2015-16	2017-18	18	8,61.00	8,61.00	0.00	N.A.
283	Const. of Bridge over Kumha River Nawadihe to Baniyadih at Thakurganghti Block.	30F2/14-15 Dt. 22-10-2014 417.79	2013-14	21.04.2016	94	1,28.88	90.11	90.11	N.A.
284	W/S of Sikursai-Kursi-Bandhdih-Chandankheri Road including Constn. of High level bridge in 9th KM	30,94.42 / 25.06.2015	2015-16	2017-18	35	11,31.00	11,31.00	0.00	N.A.

**APPENDIX IX - COMMITMENTS OF THE GOVERNMENT - LIST OF INCOMPLETE CAPITAL WORKS - contd.**

Sl. No.	Name of Project/ Works	Estimated cost of work / dt. of sanction	Year of commencement of work	Target year of completion	Physical progress of work (in per cent)	Expenditure durring the year	Progressive expenditure to the end of year	Pending Payment	Revised cost of any/Date of revision
1	2	3	4	5	6	7	8	9	10
<i>(₹ in lakh)</i>									
285	Widening & Strengthening/ Re-Construction of Rajnagar-Jugsalai-road (24.746 to 30.611 km)	30,74.06 27.07.2012	2012-13	2014-15	5	0.00	58.00	0.00	N.A.
286	Construction of bridge over Garga river in between Bokaro Sector-VI & Vill-Fudnidih, Murtidih, Nawadih Panchwati colony under Gomia block, Distt. - Bokaro	3,06.37 30/San- &29.04.2013	13-14	15.06.15	92	79.52	2,02.98	1,03.40	N.A.
287	NH 80 to Chapujam via Gopalpur chandpur road.	3,06.07 6-10-15	2016	2017	30	69.40	69.40	2,36.67	N.A.
288	Construction of H.L. R.C.C. Bridge with approach road over Gamaharia Nala in 36th km of Kuru-Lohardaga-Ghaghara Road (SH-8).	3,04.48 Lt. No.- 6688(S) Dt.- 13.09.2012	08.02.2014	14.05.2015	65	50.00	2,00.00	0.00	N.A.
289	405901051390545 Parisadan	30-01-16 2303550	2016	2016	75	2,95.62	2,95.22	0.00	N.A.
290	Restoration Work of Darua Weir scheme	3,00.16 CE WRD deoghar letter no- 1998 dt. 26.9.14	2016	2015	62	1,34.76	1,87.99	1,12.17	N.A.

**APPENDIX IX - COMMITMENTS OF THE GOVERNMENT - LIST OF INCOMPLETE CAPITAL WORKS - contd.**

Sl. No.	Name of Project/ Works	Estimated cost of work / dt. of sanction	Year of commencement of work	Target year of completion	Physical progress of work (in per cent)	Expenditure durring the year	Progressive expenditure to the end of year	Pending Payment	Revised cost of any/Date of revision
1	2	3	4	5	6	7	8	9	10
<i>(₹ in lakh)</i>									
291	IRQP of Jonha to Jonha Fall- Sita Fall Road	3,42.62 A/A 6089 (S) dt 24.08.15	2015	2016	95	2,41.70	3,13.70	28.92	N.A.
292	Construction of Bridge over Tilabani to Murgabani Road on Khudia river Govindpur Block, Dhanbad.	3,42.24 Secretry of Gov. Vide Lt No.171 Date - 20-08-2014	2015-16	17.04.2016	99	1,17.47	3,41.47	7,72,20.00	N.A.
293	Const. of Bridge Ransi to Changai Tetariya at Basantra Block.	29F2/14-15 Dt. 22-10-2014 350.49	2013-14	21.04.2016	97	86.53	71.31	71.31	N.A.
294	Widening & Strengthening/ Reconstruction of Kaplang -Gopidih Chouk-Barabamboo Road from 0.00 KM to 23.04KM	29,98.24 14.03.2013	2013	2015	94	11,30.00	24,14.00	5,84.24	N.A.
295	Construction of Road from Sogedih to Rathtanr via Nichitpur Tungri bera Ghorathi Road	2,94.91 P.S., RWD letter No.263 dated 27.11.2015	2016	2017	25	35.69	35.69	2,09.11	N.A.

**APPENDIX IX - COMMITMENTS OF THE GOVERNMENT - LIST OF INCOMPLETE CAPITAL WORKS - contd.**

Sl. No.	Name of Project/ Works	Estimated cost of work / dt. of sanction	Year of commencement of work	Target year of completion	Physical progress of work (in per cent)	Expenditure durring the year	Progressive expenditure to the end of year	Pending Payment	Revised cost of any/Date of revision
1	2	3	4	5	6	7	8	9	10
<i>( ₹ in lakh)</i>									
296	Construction ( Widening and strengthening) of Dumka Airport (Asansol) to Chaklata Road. (L-13.800KM)	29,14.91 Deputy Secretary, Jharkand Ranchi letter no. 7626(S) Date 05.11.2015	2015-16	2016-17	15	0.00	0.00	28,67.87	N.A.
297	Widening and Strengthening of Karamtoli Chowk to Potpotto River for the year 2012-13.	29,11.62 24.05.2014	2014-15	30.04.15	85	2,22.26	4,08.22	0.00	N.A.
298	Construction of Shri Aamra to Goalpur and SK University Dumka Link Road. (L-11.20 KM)	27,89.45 Deputy Secretary, Jharkand Ranchi letter no. 7867(S) Date 23.11.2015	2015-16	2016-17	5	0.00	0.00	26,82.21	N.A.
299	Residual E/W and Lining work of Edal Disty. From Km. 0.00 to 11.00 Ex. Km. 6.818 of Haludpokhar Disty. Of I.R.M.C	27,20.60/ 28.01.2014	2013-14	2015-16	64	14,94.03	18,37.41	0.00	N.A.
300	Re-organisation of Urban Water Supply Scheme	26,83.29 86 Dt. 15.10.14 (Nagar Vikas Bibhag Jh. Ranchi)	2009	June 2016	98	1,18.66	25,07.55	0.00	N.A.

**APPENDIX IX - COMMITMENTS OF THE GOVERNMENT - LIST OF INCOMPLETE CAPITAL WORKS - contd.**

Sl. No.	Name of Project/ Works	Estimated cost of work / dt. of sanction	Year of commencement of work	Target year of completion	Physical progress of work (in per cent)	Expenditure durring the year	Progressive expenditure to the end of year	Pending Payment	Revised cost of any/Date of revision
1	2	3	4	5	6	7	8	9	10
<i>(₹ in lakh)</i>									
301	Construction of Bridges in Km. 50.560, 53.410, 54.860, 56.161, 60.70, 63.40, 102/1, 103.45, 110.00, 141.00, 170.00 & 174.00 of NH 75(Extn.) Ranchi Chaibasa road in Jharkhand under LWE Scheme.	26,36.38 Dt- 21.05.2014	12.08.2014	31.05.2016	47	7,53.57	12,23.02	14,13.36	N.A.
302	W/s Palkot (NH 23 IN) Nathpur-Konbir (SH-3) Road in km 0 to 16.84	26,26.61/ 25.03.13	25.09.13	24.09.14	92.58	11,00.00	29,14.28	0.00	N.A.
303	Punasi Reservoir Scheme	26,09.00 A.A. vide letter no. 149 dt. 12.01.1982 of Bihar Govt. Irri. Dept. & 185.82 Crores A.A Vide letter no. 1191 dt. 17.10.1998	1982	2018	40	7,24.25	24,64.52	0.00	2,35,85.00
304	Construction of Kharkai Barrage with Gates	2,57,98.00/ 08.07.2013	2013	30.06.2017	55	1,03,15.18	1,54,19.52	1,15,28.42	2,69,47.94

**APPENDIX IX - COMMITMENTS OF THE GOVERNMENT - LIST OF INCOMPLETE CAPITAL WORKS - contd.**

Sl. No.	Name of Project/ Works	Estimated cost of work / dt. of sanction	Year of commencement of work	Target year of completion	Physical progress of work (in per cent)	Expenditure durring the year	Progressive expenditure to the end of year	Pending Payment	Revised cost of any/Date of revision
1	2	3	4	5	6	7	8	9	10
<i>(₹ in lakh)</i>									
305	W/S work of Jori - Partappur Road from Km. 0.00 to 18.00 (Intermediate Lane)	25,61.89/6478(S) dt. 01.09.14	2015	18 Months	40	9,49.74	9,49.74	0.00	N.A.
306	Construction of Earthen Dam from Chainage 53.00 to 70.00 including Clay Blanketing & Parallel C.O.T	25,13.250 (Administrative Approval vide Memo No 1191 dated 17.10.1998 for 18582 .00 lakh)	1988-99	Mar-15	77	2,72.87	18,95.15	0.00	In Progress
307	Const. of high level bridge across river Damodar in Km 1st of Kargali – Chalkari Road	25,12.89	2014-15	2016-17	35	7,81.00	7,81.00	15,30.77	N.A.
308	Widening and Strengthening of Mirzachouki-Boarijore-Simra from K.M. 0.000 to 17.000 (Total 17.00 K.M.) under Road Division, Sahibganj	24,60.39/ Dt. 12.09.2014	2015	2017	5	2,00.00	2,00.00	22,60.39	N.A.
309	Strengthening (IRQP) of Bero-Lohardaga Road from k.m. 0.00 to 39.10	24,43.22 Lt. No. - 7594(S) 10.10.2014	11.03.2015	10.11.2015	98	19,00.00	22,43.00	0.00	N.A.

**APPENDIX IX - COMMITMENTS OF THE GOVERNMENT - LIST OF INCOMPLETE CAPITAL WORKS - contd.**

Sl. No.	Name of Project/ Works	Estimated cost of work / dt. of sanction	Year of commencement of work	Target year of completion	Physical progress of work (in per cent)	Expenditure durring the year	Progressive expenditure to the end of year	Pending Payment	Revised cost of any/Date of revision
1	2	3	4	5	6	7	8	9	10
<i>(₹ in lakh)</i>									
310	Widening and Strengthening of Chotki Kharagdiha to Mirzaganj Road Via Dudwatand-Gondlitand-Lataki-Chatro for the year 2012-13 (Total Length 34.8 Km.)	24,18.58 Letter no 7666 (S) Dt. 31.10.12	20.04.13	19.10.14	99	6,64.40	26,83.08	2,01.02	N.A.
311	Const. of Bridge over River Khathi River on Korka to Pakariya at Pathargama Block.	23F2/14-15 Dt.10.10.2014 4,40.49	2013-14	09.04.2016	95	3,14.64	1,25.85	1,25.85	N.A.
312	Widening & Strengthening of Hazaribag-Katkamsandi- Chatra Road from ch. 32.200 to 45.485 KM	23,94.23/ 5605(S) dt. 13.06.13	2013	18 Months	80	5,95.77	14,39.92	0.00	N.A.
313	Remanining Work of Reconstruction of Putki-Bhaga-Bhowra-Sudamdih Road (14.00 Km) under Plan Head for the year 2015-16.	23,93.08	01 SBD	22.07.2016	90	16,45.00	16,45.00	6,74.34	N.A.

**APPENDIX IX - COMMITMENTS OF THE GOVERNMENT - LIST OF INCOMPLETE CAPITAL WORKS - contd.**

Sl. No.	Name of Project/ Works	Estimated cost of work / dt. of sanction	Year of commencement of work	Target year of completion	Physical progress of work (in per cent)	Expenditure durring the year	Progressive expenditure to the end of year	Pending Payment	Revised cost of any/Date of revision
1	2	3	4	5	6	7	8	9	10
<i>( ₹ in lakh)</i>									
314	Construction of Dumka Ring Road ( Dumka Bypass )	23,90.000 Deputy Secretary, Jharkand Ranchi letter no. 4748(S) Date 07.07.2015	2012-13	2016-17	10	0.00	13,64.85	10,25.15	N.A.
315	Remaning work of Widning and strengthening of Kanke Bazar Tand (PWD) to Block chowk Boriya(PWD) for the year 2011-12.	23,73.17 10.02.12/25.10.12	2012-13	10/08/15	93	3,81.70	26,33.15	0.00	N.A.
316	E/W Lining from Km. 17.22 to 29.83	23,82.01/ 20.03.2012	2012	30.06.2016	82	7,04.21	24,82.86	6,04.93	30,87.79
317	W/S of Kamdara-Bero Road (MDR-34) in Km 0 to 23.6	23,48.48/ 14.03.13	05.06.14	04.01.16	75	15,50.00	21,50.00	0.00	N.A.
318	construltion of collectorate building at Daltonganj	23,18.56	2015	2016	40	11,00.07	11,00.07	0.00	N.A.
319	Reconstruction & Strengthening OF Sitpahari more TO Sigriharko Road From 0 TO 25.900KM	22,70.58 Administrative Approval from Deputy Secretary, Jharkand Ranchi letter no. 8139(S) Date 05.09.2013	2014-15	2015--16	95	12,50.00	20,94.76	1,93.08	N.A.



**APPENDIX IX - COMMITMENTS OF THE GOVERNMENT - LIST OF INCOMPLETE CAPITAL WORKS - contd.**

Sl. No.	Name of Project/ Works	Estimated cost of work / dt. of sanction	Year of commencement of work	Target year of completion	Physical progress of work (in per cent)	Expenditure durring the year	Progressive expenditure to the end of year	Pending Payment	Revised cost of any/Date of revision
1	2	3	4	5	6	7	8	9	10
<i>(₹ in lakh)</i>									
320	Balance work of Widening and strengthening of Madhupur to Laharjori road from km 0.0 to 21.643 for the Year 2013-14	21,75.43 4964(s), Date- 17-08-07	2013-14	2016-17	75	8,67.73	14,67.73	5,34.86	42,24.57 Letter No- 123, Dt- 17.03.16
321	Widening, Strengthening & Reconstruction of Road from Rikhiya Ashram to Bihar Border (Dardmara) Road (Total Length 12.49 km)	20,66.00 7714(S), Date-10.11.15	2015-16	2016-17	10	0.00	0.00	18,22.19	N.A.
322	W/S of Kujju to Ghato Road in KM 0.00 to 19.40	2008(s) dt. 20.03.2015 Rs. 66,80.348	12.05.2015	11.02.2016	70	3900.00	3900.00	2845.08	N.A.
323	W/S of NH-33 Ashok Cinema to NH-23 Chhatarpur Road in KM 0.00 to 20.10	1995(s) dt. 20.09.2015 Rs. 4667.56	08.10.2015	07.04.2017	40	1300.00	1300.00	2668.79	N.A.
324	Subernarekha Multipurpose Project - Earth Work& lining from Km. 0.00 to Km. 16.50 of Judugora Distributary.	19,89.18 SBD 01/ 2014-15 dt. 25.07.2014	2014	2016	84	920.22	1616.95	0.00	N.A.

**APPENDIX IX - COMMITMENTS OF THE GOVERNMENT - LIST OF INCOMPLETE CAPITAL WORKS - contd.**

Sl. No.	Name of Project/ Works	Estimated cost of work / dt. of sanction	Year of commencement of work	Target year of completion	Physical progress of work (in per cent)	Expenditure durring the year	Progressive expenditure to the end of year	Pending Payment	Revised cost of any/Date of revision
1	2	3	4	5	6	7	8	9	10
<i>(₹ in lakh)</i>									
325	W/S of Gola-Charu Missing Link Road in KM 0.00 to 6.25	1932(s) dt. 29.03.2011 Rs. 13,41.835	15.04.2013	14.02.2014	75	2,00.00	7,81.42	3,58.75	N.A.
326	Chirkunda urban water supply scheme	1894.00	2012-13	2014-15	73	70.35	16,48.80	0.00	N.A.
327	Construction of Admistrative Block Building at Rims, Ranchi	18,97.18 23/08/14	2014-15	24 Months	95	1611.23	32,97.45	18,97.17	N.A.
328	Construction of 100 Bedded Paying Ward Building at Rims, Ranchi	1,83.66 25/07/14	2014-15	24 Months	95	18,30.16	3297.45	1,83.86	N.A.
329	W/S of Bokaro (BTPS) Bermo Road (Total Length 11.50 KM)	17,77.02	2013-14	2015-16	80	6,30.95	14,10.95	3,55.27	N.A.
330	Kesho Reservoir Scheme	1,36,76.09 26.02.2014	2006 - 07	2015 - 16	32	5,00.00	82,69.62 Barhi Div. 3,99.34 Lakh Koderma Div.	0.00	1,36,76.09 26.02.2014 3rd
331	Construction of Extended Chute through ,stilling Basin & Protection work of Punasi Reserv Scheme. (SBD-02/2014-15 dt 10.03.2015)	13,50.70 (A.A. Rs 1,85,82.00 Lac Vide Letter No 1191 dt 17.10.98)	2016-17	31.08.2016	58	35.44	1,60.43	11,90.27	N.A.

**APPENDIX IX - COMMITMENTS OF THE GOVERNMENT - LIST OF INCOMPLETE CAPITAL WORKS - contd.**

Sl. No.	Name of Project/ Works	Estimated cost of work / dt. of sanction	Year of commencement of work	Target year of completion	Physical progress of work (in per cent)	Expenditure durring the year	Progressive expenditure to the end of year	Pending Payment	Revised cost of any/Date of revision	
1	2	3	4	5	6	7	8	9	10	
<i>(₹ in lakh)</i>										
332	Widening and Strengthening of Road Package No.- 1 in Ranchi Urban area (Birsa Chowk to Rajendra Chowk Road via Hinoo) including improvement of Drainage System for the year 2014-15.	1,32,24.75	03.03.14	2014-15	08.01.2016	95	2,00.00	10,86.71	0.00	N.A.
333	Widening & Strengthening of Murabahal to Makrampur Road. (L-0 to 6.35 km)	13,18.28	Deputy Secretary, Jharkand Ranchi letter no. 6559(S) Date 18.09.15	2015-16	2016-17	15	0.00	0.00	12,76.15	N.A.
334	Construction of Multistoried Parking at Rims, Ranchi	13,21.40	23/07/14	2014-15	24 Months	85	9,74.95	32,97.45	13,21.39	N.A.
335	Widening & Strengthening / Reconstruction of Samharanalya (Deochar) to Kumaitha via Singhwa Road (Total Length 5.065 km)	12,63.58	8035(S), Date-30.11.15	2015-16	2016-17	13	1,00.00	1,00.00	10,26.13	N.A.

**APPENDIX IX - COMMITMENTS OF THE GOVERNMENT - LIST OF INCOMPLETE CAPITAL WORKS - contd.**

Sl. No.	Name of Project/ Works	Estimated cost of work / dt. of sanction	Year of commencement of work	Target year of completion	Physical progress of work (in per cent)	Expenditure durring the year	Progressive expenditure to the end of year	Pending Payment	Revised cost of any/Date of revision
1	2	3	4	5	6	7	8	9	10
<i>(₹ in lakh)</i>									
336	Chitra Rural W/S Scheme	1241.39 Letter No.-148, Date:- 12.12.13	Mar-14	24 Months	85	7,00.00	11,39.67	0.00	N.A.
337	Akashi Rural Pipe Water Supply Scheme	12,29.15 327/ 25-3-2013	27-6-13	26-6-15	85	2,63.52	9,77.58	2,51.57	N.A.
338	Const. of Bridge over Latha Gowaridihe between Chir River at Poriyahat Block.	11F2/15-16 Dt. 26.09.2015 399.00	2014-15	25.03.2017	55	1,15.11	2,83.89	2,83.89	N.A.
339	Improvement of road surface of Jainamore (Manjhidih) - Phusaro - Bermo - Nawadih - Dumari Road ( MDR 073 and MDR - 077) Total Length 47.00 KM.	11,73.04 lakh	2015-16	2016-17	32	5,00.00	5,00.00	7,13.95	N.A.
340	Construciton of Bylane of check post near Pindrajora Chas More Bokaro NH 32 at Jharkhad West Bengal Border	11,07.49 lakh	2015-16	2016-17	26	2,89.05	2,89.05	8,60.22	N.A.

**APPENDIX IX - COMMITMENTS OF THE GOVERNMENT - LIST OF INCOMPLETE CAPITAL WORKS - contd.**

Sl. No.	Name of Project/ Works	Estimated cost of work / dt. of sanction	Year of commencement of work	Target year of completion	Physical progress of work (in per cent)	Expenditure durring the year	Progressive expenditure to the end of year	Pending Payment	Revised cost of any/Date of revision
1	2	3	4	5	6	7	8	9	10
<i>(₹ in lakh)</i>									
341	RESTORATION WORK OF KOKRO MAIN CANAL UNDER KOKRO IRRIGATION SCHEME	11,02.368 LAC	27.05.2011	31.03.2015	97	0.00	17,63.05	0.00	N.A.
342	Const. of Bridge over Rampur-Jiyajori between Sukha River at Sunderphari Block.	10F2/15-16 Dt. 01.09.20105 8,97.52	2014-15	31.08.2017	45	1,00.73	7,96.79	7,96.79	N.A.
343	Construction of Check Post (Road) near Bansjor at Simdega Jharkhand-Orissa Border on NH-143.	10,92.51/ 3222(s), dt- 11.05.2015	2015-16	2015-16	95	5,00.00	5,00.00	0.00	N.A.
344	Pathalgadda & Adjoint Villages Rural Water Supply Scheme	10,77.65 24/22.08.2015	-	27.01.2018	25	2,50.00	0.00	0.00	N.A.
345	Construction of Spill Channal Under Punasi Res.Scheme.(SBD-01/2014-15 dt 24.10.15	10,75.506(A.A. Rs 18582.00 Lac Vide Letter No 1191 dt 17.10.98)	2016-17	13.05.2016	90	3,37.06	7,57.15	1,88.74	Revised Value Rs 9,45.893 Lac
346	Garhwa Urban Water Supply, Scheme.	107(Loh.)fn.-05-01-13 Rs. 33,40.27 lakh	2012-13	12.02.15	31.26	53.93	10,44.11	0.00	N.A.

**APPENDIX IX - COMMITMENTS OF THE GOVERNMENT - LIST OF INCOMPLETE CAPITAL WORKS - contd.**

Sl. No.	Name of Project/ Works	Estimated cost of work / dt. of sanction	Year of commencement of work	Target year of completion	Physical progress of work (in per cent)	Expenditure durring the year	Progressive expenditure to the end of year	Pending Payment	Revised cost of any/Date of revision
1	2	3	4	5	6	7	8	9	10
<i>(₹ in lakh)</i>									
347	Subernarekha Multipurpose Project Earth work & Lining from Km. 0.00 to 9.66 of Asanbani Sub-Distributary	10,59.28 SBD 02/ 2014-15 dt. 08.08.2014	2014	2016.00	65	4,43.74	6,08.51	0.00	N.A.
348	Const. of Ground Floor 1st floor & 3rd floor (G+3) of Annexe Building at Campus of Jharkhand High Court Ranchi.	10,51.95 02-07-2014	2014-15	2015-16	62	6,54.20	6,54.20	3,97.75	N.A.
349	Const. of Bridge over Krnatari to Pathwara at Godda Block.	05F2/15-16 Dt. 06.06.2015 3,51.00	2013-14	05.12.2016	83	1,56.96	1,94.04	1,94.04	N.A.
350	Strengthening /Re-Construction Of Putritoli-Barasloya-Lacharagarh-Jaldega upto pandripani NH-23 & Strengthening /Re-Construction Of Simdega-Jaldega-Hurda-Girda Upto Manoharpur Road.	(1) 49,21.61 (2) 67,96.235	2013-14	2015-16	83	33,00.00	71,20.00	0.00	N.A.

**APPENDIX IX - COMMITMENTS OF THE GOVERNMENT - LIST OF INCOMPLETE CAPITAL WORKS - contd.**

Sl. No.	Name of Project/ Works	Estimated cost of work / dt. of sanction	Year of commencement of work	Target year of completion	Physical progress of work (in per cent)	Expenditure durring the year	Progressive expenditure to the end of year	Pending Payment	Revised cost of any/Date of revision
1	2	3	4	5	6	7	8	9	10
<i>(₹ in lakh)</i>									
351	Construction of Bridge in submerge area of Kanshjour Dam in Simdega District.	4,61.81 20.01.2015	2014-15	17.09.2016	40	1,53.07	1,53.07	0.00	N.A.
352	Widening & Strengthening of Fatehpur-Singarasi-Simlong Road. (0.00 to 36.01 KM)	52,25.21	01.07.2015	2017	45	17,50.00	17,50.00	34,75.21	N.A.
353	Widening and Strengthening of Road from Ranipur Chowk via Gopalpur Dhangapara to Puchaibera PANAM Road (0.00 to 21.80 KM)	48,30.09	08.10.2014	2016	50	20,00.63	22,83.20	25,46.89	N.A.
354	Widening and Strengthening of Littipara-Kunjbona Road (0.00 to 13.00 KM)	37,99.65	25.10.2014	2016	70	15,48.50	23,40.51	14,59.14	N.A.
355	Augumentation & Reorganisation of Mango Water Supply Scheme Phase-I.	22,08.14	2.11.15	1.8.16	45	1,54.07	0.00	0.00	N.A.

**APPENDIX IX - COMMITMENTS OF THE GOVERNMENT - LIST OF INCOMPLETE CAPITAL WORKS - contd.**

Sl. No.	Name of Project/ Works	Estimated cost of work / dt. of sanction	Year of commencement of work	Target year of completion	Physical progress of work (in per cent)	Expenditure durring the year	Progressive expenditure to the end of year	Pending Payment	Revised cost of any/Date of revision	
1	2	3	4	5	6	7	8	9	10	
					<i>(₹ in lakh)</i>					
356	Construction of Aqueduct at Km. 23.360(Gara nala) of K.R.M.C.	18,09.68	2017-18	730 days	5	2,11.29	2,11.29	15,98.39	N.A.	
357	Construction of Check Post for Commercial Tax Department at Pakur Dhulian Road Pakur.	11.42	06/11/15	06/08/16	30	2,10.00	7,47.00	0.00	N.A.	
358	Construction of check post at Meghatari	6,02.78	2014	2015	50	3,59,75.12	3,59.75	2,43.02	N.A.	
359	Construction of Bridge over Basloi river near Garbari under Maheshpur Block Dist. Pakur	5,98.50	19.10.2015	18.10.2017	49	0.00	0.00	5,98.50	N.A.	
360	Construction of Bridge over Basloi river from Pachuwara to Rangatola oram road under Amrapara Block Dist. Pakur	5,79.13	18.12.2012	17.12.2014	84	1,52.82	4,31.48	1,47.65	N.A.	
361	Construction of Bridge over Torai river from Devpur to Monglapara under Hiranpur Block Dist. Pakur	4,87.91	30.09.2014	29.03.2016	90	2,09.99	3,85.83	1,02.08	N.A.	



**APPENDIX IX - COMMITMENTS OF THE GOVERNMENT - LIST OF INCOMPLETE CAPITAL WORKS - contd.**

Sl. No.	Name of Project/ Works	Estimated cost of work / dt. of sanction	Year of commencement of work	Target year of completion	Physical progress of work (in per cent)	Expenditure durring the year	Progressive expenditure to the end of year	Pending Payment	Revised cost of any/Date of revision
1	2	3	4	5	6	7	8	9	10
<i>( ₹ in lakh)</i>									
362	Const. of road from Bishrampur Godarmana Main Road (22 Plot) to Ranka Thana More Dhengura Kudrum.	4,85.07	09.02.2016	08.05.2017	20	68.62	68.62	4,16.45	N.A.
363	Const. of road from Ranka Ramkanda main road to Karbala more Timan Bazar Bahahara Jogikhura via Tamgekala.	4,24.94	09.02.2016	08.05.2017	20	46.63	46.63	3,78.31	N.A.
364	Purposed construction of Additional Check post at sale tax department.	3,92.00	23.10.2015	30.06.16	60	2,00.00	2,00.00	1,52.61	N.A.
365	Construction of Bridge over tripatiya river bitween balkoghat to para ghat under Pakuria Block Dist. Pakur	3,55.25	28.07.2014	27.01.2016	27	83.11	83.11	2,72.14	N.A.
366	Bandarchokava to Dagarnawan	3,50.20	05/12/11	05/11/12	78	34.63	23,28.01	0.00	N.A.

**APPENDIX IX - COMMITMENTS OF THE GOVERNMENT - LIST OF INCOMPLETE CAPITAL WORKS - contd.**

Sl. No.	Name of Project/ Works	Estimated cost of work / dt. of sanction	Year of commencement of work	Target year of completion	Physical progress of work (in per cent)	Expenditure durring the year	Progressive expenditure to the end of year	Pending Payment	Revised cost of any/Date of revision
1	2	3	4	5	6	7	8	9	10
<i>(₹ in lakh)</i>									
367	Construction of Bridge overNalla from Mohanpur More to Dangapara REO road under Hiranpur Block Dist. Pakur	3,38.31	20.10.2014	19.04.2016	80	1,95.02	2,45.02	93.29	N.A.
368	Construction of C.D. at Km 18.400 (18.360) of K.R.M.C.	3,31.86	2016-17	360 days	91	3,00.49	3,00.49	31.37	N.A.
369	Construction of Bridge from chandpur via Bhilai to Sunderpahari Road under Littipara Block Dist. Pakur	3,07.21	03.10.2015	02.03.2017	10	0.00	0.00	3,07.21	N.A.
370	W/S Of Simdega Sewai -Kinkel -Kurdeg -Kutumakachhar Upto Chhatisgarh Boarder Road.	1,30,35.89	2014-15	2016-17	75	46,00.00	51,00.00	0.00	N.A.
371	Widening & Strengthening/ Reconstruction of Kochedega- Ramrekha Dham Road.	67,35.98	2014-15	2016-17	60	18,00.00	29,00.00	0.00	N.A.
372	Const. of OR-49A, 49B, 49C, OL-55 of Chandil left main canal.	67,15.37	2011-12	2014-15	32	5,15.68	14,35.03	0.00	N.A.

**APPENDIX IX - COMMITMENTS OF THE GOVERNMENT - LIST OF INCOMPLETE CAPITAL WORKS - contd.**

Sl. No.	Name of Project/ Works	Estimated cost of work / dt. of sanction	Year of commencement of work	Target year of completion	Physical progress of work (in per cent)	Expenditure durring the year	Progressive expenditure to the end of year	Pending Payment	Revised cost of any/Date of revision
1	2	3	4	5	6	7	8	9	10
<i>(₹ in lakh)</i>									
373	M.L.B.C. and ERM of Muyurakshi left bank canal	57,86.88	2015-16 dt. 16.05.15	03.06.17	36	13,33.20	13,33.20	25,15.27	N.A.
374	SMP E/W work and P.C.C. Lining K.M. 0.00 to 17.835 of ILMC	57,61.99	22.05.12	22.05.17	50	3,61.66	24,65.46	0.00	N.A.
375	Construction of Earth work, lining work, all tructure & WBM road from km 10.23 to 14.40 of GLMC	57,02.88	2013-14	2017-18	70	32,51.39	38,29.39	18,73.48	N.A.
376	Anti erosion work right bank of river ganga at Raffatola to Shree ghar 10 no.	562,2.20	2014-15	Mar-16	80	33,24.09	33,24.09	11,01.41	N.A.
377	Const. of OR-47 Ex km 100.50 of Chandil left main canal.	53,00.25	2013-14	2016-17	31	16,13.20	18,17.99	0.00	N.A.
378	Construction of E/W, PCC Lining, WBM Road from Km. 56.00 to 65.70 GLMC.	50,36.42	25.03.14	24.03.16	65.00	20,68.38	30,70.74	19,65.68	N.A.
379	Widening & Strengthening of Bhandariya Tihari via Bargarh Road from Km. 0.00 to 25.90	50,23.46	2015	2017	70	19,00.00	24,00.00	0.00	N.A.

**APPENDIX IX - COMMITMENTS OF THE GOVERNMENT - LIST OF INCOMPLETE CAPITAL WORKS - contd.**

Sl. No.	Name of Project/ Works	Estimated cost of work / dt. of sanction	Year of commencement of work	Target year of completion	Physical progress of work (in per cent)	Expenditure durring the year	Progressive expenditure to the end of year	Pending Payment	Revised cost of any/Date of revision
1	2	3	4	5	6	7	8	9	10
<i>(₹ in lakh)</i>									
380	Construction of E/W lining Structure & WBM road of OR 54/56 Rajabasa Distributory	48,08.98	15.12.2012	14.12.2015	77.11	17,22.63	37,08.35	11,00.63	N.A.
381	const of E/W, structure, lining and W.B.M. road of Galudih left main canal from Km 49.30 to km 56.00	46,77.30	2013-14	2015-16	67	25,69.32	29,77.48	0.00	N.A.
382	Construction of Residual E/W, Lining and Cut & cover portion from Km. 4.56 to 6.03 of I.R.M.C	45,92.94	2013-14	2016-17	65	9,97.73	22,48.62	0.00	N.A.
383	Widening/ Stregthening of Road from Jamtara to Nirsa via Birgramm Path Ch-15270m to 24000m (Part-B Dhanbad Aria) Under Plan Head for the Year 2014-15	44,75.19	02 SBD	07.05.2016	50	8,80.00	8,80.00	9,68.71	N.A.

**APPENDIX IX - COMMITMENTS OF THE GOVERNMENT - LIST OF INCOMPLETE CAPITAL WORKS - contd.**

Sl. No.	Name of Project/ Works	Estimated cost of work / dt. of sanction	Year of commencement of work	Target year of completion	Physical progress of work (in per cent)	Expenditure durring the year	Progressive expenditure to the end of year	Pending Payment	Revised cost of any/Date of revision
1	2	3	4	5	6	7	8	9	10
<i>(₹ in lakh)</i>									
384	Widening/ Strengthening/ Reconstruction of Domanpur(Near- Govidpur at NH- 2) to Kolharmore via Maniadih on Govindpur-Tundi- Giridih Road Under Plan Head for the Year 2013-14	43,16.31	04 SBD	11.02.2017	40	15,00.00	18,00.00	30,61.96	N.A.
385	Widening & Strengthening of Manjhiaon - Sundipur Road from Km. 0 to 27.30	42,10.52	2014	2016	85	27,00.00	27,00.00	0.00	N.A.
386	Const of OL – 50 (Ex km 108.66) of chandil left bank canal,	40,59.38	2013-14	2015-16	58	3,34.26	23,34.16	0.00	N.A.
387	Construction of RCC Canal Lining in Bed, Slope & Protection work in D/S of Elephant Corridor at km. 26.15 of CLMC.	39,33.60	21.04.2015	31.05.16	63.455	24,96.05	24,96.05	14,37.55	N.A.

**APPENDIX IX - COMMITMENTS OF THE GOVERNMENT - LIST OF INCOMPLETE CAPITAL WORKS - contd.**

Sl. No.	Name of Project/ Works	Estimated cost of work / dt. of sanction	Year of commencement of work	Target year of completion	Physical progress of work (in per cent)	Expenditure durring the year	Progressive expenditure to the end of year	Pending Payment	Revised cost of any/Date of revision
1	2	3	4	5	6	7	8	9	10
<i>( ₹ in lakh)</i>									
388	Widening and Strengthening of Ketar to Kandi Road from Km. 0.00 to 27.675	38,76.00	2014	2015	98	16,00.00	37,84.47	N.A.	N.A.
389	const of E/W, structure, lining and W.B.M. road of Galudih left main canal from	38,73.06	2013-14	2015-16	61	18,30.00	23,63.36	0.00	N.A.
390	Construction of Earth work, lining work, al tructure & WBM road from km 23.40 to 29.36 of GLMC	38,11.92	2013-14	2017-18	37	5,40.33	7,05.33	31,06.59	N.A.
391	Construction of Earth work, lining work, all tructure & WBM road from km 18.36 to 23.40 of GLMC	37,95.15	2013-14	2017-18	44	8,04.51	13,99.73	23,95.42	N.A.
392	Chaibasa Urban Water Supply Schem	34,91.43	2013-14	2015-16	54	8,60.74	23,83.22	20,66.80	Proposal to revise estimate submitted and the same is under process.
393	Residual E/W, PCC Lining & WBM Road from Km. 30.14 to 36.810 of G.R.M.C	26,65.03	15.05.12	30.06.15	99.00	6,74.00	28,88.15	5.00	N.A.

**APPENDIX IX - COMMITMENTS OF THE GOVERNMENT - LIST OF INCOMPLETE CAPITAL WORKS - contd.**

Sl. No.	Name of Project/ Works	Estimated cost of work / dt. of sanction	Year of commencement of work	Target year of completion	Physical progress of work (in per cent)	Expenditure durring the year	Progressive expenditure to the end of year	Pending Payment	Revised cost of any/Date of revision
1	2	3	4	5	6	7	8	9	10
<i>(₹ in lakh)</i>									
394	Rural Pipe Water Supply Scheme Saraikela	18,19.16	05.05.2015	04.05.2017	42	10.84	10.84	8,19.00	अप्रैल 2017 तक
395	W/S in Intermediate lane of Ramuna to Dandai Road from Km. 0.00 to 13.462	17,74.30	2014	2015	90	8,50.00	10,50.00	0.00	N.A.
396	Const. of OR-48 Ex km 108.44 of Chandil left main canal.	17,37.94	2013-14	2016-17	69	10,05.64	13,00.88	0.00	1,80.27 (19.10.15)
397	Roro Aqueduct at K.M. 11.440 of ILMC	17,37.49	24.12.14	23.12.16	5	1,26.89	3,01.82	66.84	N.A.
398	E/W and Lining of Vishnupaduka distributary Ex. Km. 6.42 of I.R.M.C.	16,76.50	2013-14	2016-17	62	7,31.00	9,41.90	0.00	N.A.
399	Strengthening of Ranka to Ramkanda Road from Km 0.00 to 20.875	15,90.31	2014	2015	95	9,00.00	12,13.55	0.00	N.A.
400	Residual E/W, PCC Lining & WBM Road from Km. 22.50 to 30.314 of G.R.M.C	15,55.02	16.05.12	30.06.15	99.00	2,99.51	16,86.00	8.50	N.A.

**APPENDIX IX - COMMITMENTS OF THE GOVERNMENT - LIST OF INCOMPLETE CAPITAL WORKS - contd.**

Sl. No.	Name of Project/ Works	Estimated cost of work / dt. of sanction	Year of commencement of work	Target year of completion	Physical progress of work (in per cent)	Expenditure durring the year	Progressive expenditure to the end of year	Pending Payment	Revised cost of any/Date of revision
1	2	3	4	5	6	7	8	9	10
					<i>(₹ in lakh)</i>				
401	Construction of bridge between Guhiapal & Jyoti Pahadi connection Jamwani Panchyat on Suwarnrekha river	15,06.40	27F2/12-13 13.03.13	30.06.16	0.00	80.78	60.12	13,65.51	N.A.
402	Widening/ Stregthening of Tetulmari (Subhash Chowk) to Bhuli Road Under Plan Head for the Year 2015-16 (Length-4.8km.)	14,36.72	04 SBD	22.05.2017	37	2,55.00	2,55.00	5,46.12	Not fund available in this year



**APPENDIX IX - COMMITMENTS OF THE GOVERNMENT - LIST OF INCOMPLETE CAPITAL WORKS - contd.**

Sl. No.	Name of Project/ Works	Estimated cost of work / dt. of sanction	Year of commencement of work	Target year of completion	Physical progress of work (in per cent)	Expenditure durring the year	Progressive expenditure to the end of year	Pending Payment	Revised cost of any/Date of revision
1	2	3	4	5	6	7	8	9	10
					<i>(₹ in lakh)</i>				
403	Widening and Strengthening of (A) Firayalal to Karamtoli Chowk Road from Km 0.00 to 2.10 (B) SBI Main Branch to Kutchery Chowk (Santoshi Mata Mandir Chowk) Road (C) Kanke Ram Mandir to DC Residence Part from 0.00 to 1.35 Km (Morabadi State Guest House) (D) ATI More to Ram Mandir Road from KM 0.00 to 0.60 for the year 2015-16.	14,11.27	2015-16	06.03.16	80	0.00	6,50.00	0.00	N.A.
404	Construction of over kanchi river in between bundu tamar budhadih haradih at sonahatu block	13,50.49	03.03.2014	02.06.2016	85	2,93.61	10,14.25	3,36.24	N.A.
405	Soasai Water Supply Scheme	13,02.55	13-14	15-16	90	1,00.00	11,82.00	0.00	18,65.97
406	E/W and Lining of Rajnagar distributary Ex. Km. 15.36 of I.R.M.C.	11,54.21	2013-14	2016-17	75	6,61.96	8,25.44	45.73	N.A.

**APPENDIX IX - COMMITMENTS OF THE GOVERNMENT - LIST OF INCOMPLETE CAPITAL WORKS - contd.**

Sl. No.	Name of Project/ Works	Estimated cost of work / dt. of sanction	Year of commencement of work	Target year of completion	Physical progress of work (in per cent)	Expenditure durring the year	Progressive expenditure to the end of year	Pending Payment	Revised cost of any/Date of revision
1	2	3	4	5	6	7	8	9	10
<i>(₹ in lakh)</i>									
407	Widening and Strengthening of Argora Chowk to Kadru More Road for the year 2015-16.	11,53.43	2015-16	01.09.15	60	0.00	6,20.00	0.00	N.A.
408	Constn. of Flying & Aircraft Maintanence & Engineering Complex at Dumka Airport.	11,09.23	May-15	Nov-16	45	0.00	4,88.99	5,98.33	N.A.
409	Construction of High level bridge on Suwarnrekha river from P.H.E.D. Pani Tanki to Amai Nagar in Ghatsila.	11,03.23	17F2/12-13 03.07.12	02.07.14	90	2,17.05	8,50.19	2,53.04	N.A.
410	Construction of bride between Luabasa & Kastulia on Swarnarekha river at Jamshedpur block	10,92.74	23F2/12-13 17.11.12	30.06.16	91	87.52	9,04.97	1,87.78	N.A.
411	E/W and Lining of Kolbaria distributary Ex. Km. 1.20 of Rajnagar distributary	10,56.50	2014-15	2016-17	75	5,48.58	8,55.21	0.00	N.A.
412	Construction of High level Bridge at Gara Nala	10,33.69	2012-13	2016-17	85	2,62.43	8,80.30	1,53.39	N.A.

**APPENDIX IX - COMMITMENTS OF THE GOVERNMENT - LIST OF INCOMPLETE CAPITAL WORKS - contd.**

Sl. No.	Name of Project/ Works	Estimated cost of work / dt. of sanction	Year of commencement of work	Target year of completion	Physical progress of work (in per cent)	Expenditure durring the year	Progressive expenditure to the end of year	Pending Payment	Revised cost of any/Date of revision
1	2	3	4	5	6	7	8	9	10
<i>(₹ in lakh)</i>									
413	Constrction of E/W, PCC Lining & Service Road of Angarpara Minor of PL-5 of GRMC.	10,05.50	29.03.14	28.09.15	50.00	3,52.58	4,78.33	5,27.17	N.A.
414	(A) DPR	9,95.30	Jun-14	Jun-15	93	4,09.88	8,71.69	1,23.61	N.A.
415	Construction of bride radhu river in between tetla to patrahatu at silli block	9,89.98	08.10.2013	08.10.2017	96	1,32.48	7,67.76	2,22.22	N.A.
416	Widening and Strengthening of Beerkunwar Singh Chowk to Judicial Academy Road from km 0.00 to 2.730 for the year 2015-16.	9,45.06	2015-16	03/05/16	89	0.00	10,22.28	0.00	N.A.
417	Contruaction of E/W, lining Structure WBM road of OR-65 Baharagora Distributory ( Residual Work)	9,37.14	09.10.2014	15.04.2016	88.73	7,69.21	8,31.54	1,05.60	N.A.
418	Constrction of E/W, PCC Lining & Service Road of Brindabani Minor of PL-5 of GRMC.	9,15.50	08.03.14	07.09.15	40.00	46.86	1,18.49	7,97.01	N.A.

**APPENDIX IX - COMMITMENTS OF THE GOVERNMENT - LIST OF INCOMPLETE CAPITAL WORKS - contd.**

Sl. No.	Name of Project/ Works	Estimated cost of work / dt. of sanction	Year of commencement of work	Target year of completion	Physical progress of work (in per cent)	Expenditure durring the year	Progressive expenditure to the end of year	Pending Payment	Revised cost of any/Date of revision
1	2	3	4	5	6	7	8	9	10
					<i>(₹ in lakh)</i>				
419	Preparation of (DPR) for Micro Distribution System from different distributores of chandil left main canal between km. 78.00 to 127.88	8,73.45	19.09.13	31.08.16	76.749	36.94	6,70.37	2,03.08	N.A.
420	Construction of bridge over radhu river in between telta hazam (Jainagar) at silli block	8,60.17	16.02.2015	15.02.2017	22	1,00.00	1,00.00	7,60.17	N.A.
421	Construction of high level Bridge RCC Bridge at (1)3.407 Km (2) 9.970 Km (3) 11.162 Km (4) 15.857 Km (5) 17.177 Km (6) 19.705 Km & (7) 21.619 Km in Domanpur -Maniyadih Kolahar more road for the year 2013-14	8,59.99	03 SBD	19.01.2017	48	3,50.00	4,50.00	5,66.08	N.A.
422	Construction of WBM Metal Service Road from 64.94 to km. 94.20 of CLMC.	8,40.39	21.05.2011	31.12.16	40.194	0.00	3,37.79	5,02.60	N.A.

**APPENDIX IX - COMMITMENTS OF THE GOVERNMENT - LIST OF INCOMPLETE CAPITAL WORKS - contd.**

Sl. No.	Name of Project/ Works	Estimated cost of work / dt. of sanction	Year of commencement of work	Target year of completion	Physical progress of work (in per cent)	Expenditure durring the year	Progressive expenditure to the end of year	Pending Payment	Revised cost of any/Date of revision
1	2	3	4	5	6	7	8	9	10
<i>(₹ in lakh)</i>									
423	Construction of H/R cum Escape Regulator at Km. 54.843 of GRMC	7,98.00	31.07.13	30.04.15	75.00	0.00	5,67.57	2,20.43	N.A.
424	CONSTRUCTION OF BRIDGE ACROSS HAMI (BURHA) RIVER IN AKSI VILLAGE IN MAHUATANR BLOCK OF LATEHAR DISTRICT	6,92.47	2013-14	2016-17	20	0.00	0.00	6,92.47	N.A.
425	Constrction of PL-5 Ex. Km. 47.155 of GRMC.	6,87.62	07.06.07	31.03.15	96	17.66	6,79.00	8.62	N.A.
426	Improvement of Riding Quality at Dumka Airport and Renovation of Boundary Wall at Dumka Airport	6,79.61	Mar-16	Dec-16	40	0.00	3,00.00	3,05.63	N.A.
427	Renovation Work Of Lotia R/S	6,48.18	29.07.2015	28.07.2016	20.36	1,32.02	1,32.02	5,16.16	N.A.

**APPENDIX IX - COMMITMENTS OF THE GOVERNMENT - LIST OF INCOMPLETE CAPITAL WORKS - contd.**

Sl. No.	Name of Project/ Works	Estimated cost of work / dt. of sanction	Year of commencement of work	Target year of completion	Physical progress of work (in per cent)	Expenditure durring the year	Progressive expenditure to the end of year	Pending Payment	Revised cost of any/Date of revision
1	2	3	4	5	6	7	8	9	10
					<i>( ₹ in lakh)</i>				
428	Construction of High level Bridge ( with approach road) at Km.0.436, 5.30, 12.466 , 22.025,22.815, &25.775 in Bhandaria - Tihari via Bargarh Road	6,40.52	2015	2016	45	2,35.00	2,35.00	0.00	N.A.
429	Lalpaniya to Ghagri via Khirabera road	6,35.23	18.8.17	18.8.17	17	0.00	0.00	6,35.23	N.A.
430	Const. of bridge over Dev river between Lipunga and Rayka under Nowamundi Block.	6,24.31	28.10.2015	27.10.2017	15.79	97.07	97.07	5,17.88	N.A.
431	Constn. Of Dist. Level Stadium Dumka	6,18.20	Jan-13	Jul-14	85	32.00	1,20.47	4,87.23	N.A.
432	CONSTRUCTION OF BRIDGE ACROSS AURANGA RIVER BETWEEN TUMBAGARA TO KER IN MANIKA BLOCK OF LATEHAR DISTRICT.	5,83.46	2014-15	2016-17	30	60.00	60.00	5,23.46	N.A.
433	Degagarha to Baridih via Bansi	5,36.33	1.7.17	01.07.17	20	50.00	50.00	4,86.33	N.A.

**APPENDIX IX - COMMITMENTS OF THE GOVERNMENT - LIST OF INCOMPLETE CAPITAL WORKS - contd.**

Sl. No.	Name of Project/ Works	Estimated cost of work / dt. of sanction	Year of commencement of work	Target year of completion	Physical progress of work (in per cent)	Expenditure durring the year	Progressive expenditure to the end of year	Pending Payment	Revised cost of any/Date of revision
1	2	3	4	5	6	7	8	9	10
<i>(₹ in lakh)</i>									
434	Pithra to Jamunakher via Nawatoli	4,96.37	15-10-15	14-04-17	61.76	2,75.90	2,75.90	0.00	N.A.
435	Construction of Bridge over Dev River At. Bhadua Sandra panchyat in Baharagora Block.	4,96.10	05F2/15-16 31.07.15	30.01.17	49	1,39.23	1,39.23	3,56.87	N.A.
436	Sikorda to Tinsimani More Mahabuang via Chorbandu-Binjamarcha	4,92.70	27-01-16	26-07-17	19	90.11	90.11	0.00	N.A.
437	Residual E/W lining structure, WBM road of OL-58 Sardiha Sub Distributory	4,88.32	10.08.2015	30.01.2017	57.47	280.65	2,80.65	2,07.67	N.A.
438	Construction of Residual E/W & Concrete Lining in between km. 64.640 to km. 78.567 of CLMC.	4,86.13	25.02.15	31.05.16	24.281	1,18.04	1,18.04	3,68.09	N.A.
439	Const. of bridge over Karo river between Kayda and Koyna under Goilkeria Blcok.	4,83.95	30.06.2015	29.12.2016	24.12	1,21.15	1,21.15	3,85.89	N.A.
440	Construction of over swarnrekha river at village kucchu Barajpur At silli block	4,83.17	16.02.2015	15.07.2016	78	2,69.94	3,54.94	1,28.23	N.A.

**APPENDIX IX - COMMITMENTS OF THE GOVERNMENT - LIST OF INCOMPLETE CAPITAL WORKS - contd.**

Sl. No.	Name of Project/ Works	Estimated cost of work / dt. of sanction	Year of commencement of work	Target year of completion	Physical progress of work (in per cent)	Expenditure durring the year	Progressive expenditure to the end of year	Pending Payment	Revised cost of any/Date of revision
1	2	3	4	5	6	7	8	9	10
<i>( ₹ in lakh)</i>									
441	Const. of bridge over Sanjay River between Cholebera amd Lipunga under Chakradharpur Block.	4,65.84	30.06.2015	29.12.2016	15.15	74.06	74.06	4,15.07	N.A.
442	Bano head quarter to raabbi	4,65.28	04-05-13	03-11-14	78.60	72.35	3,51.35	0.00	N.A.
443	NH-78 to Khirakhar Sikoi via Bansdih	4,64.85	15-02-2016	14-8-2017	18	62.67	62.67	4,02.18	N.A.
444	Construction of high level bridge over Chata River at Dandtoli Via Berkuliu Road at Torpa Block	4,40.77	2015	2016	50	1,34.00	1,34.00	3,06.77	N.A.
445	Construction of road in check post of chirkunda (Maithan) in Dhanbad District under Plan head for the year 2015-16(Length- 1.4km.)	4,38.82	05 SBD	19.06.2016	95	4,00.00	4,00.00	42.29	N.A.
446	Konpala Jamtarn to Japlanga via Thethaitanger Bolba road	4,33.10	15.02.2012	14.08.13	87.91	1,70.57	3,77.95	0.00	N.A.
447	Jori to Barkadohar	4,23.64	15-02-2016	14-08-2017	26	89.28	89.28	3,34.35	N.A.



**APPENDIX IX - COMMITMENTS OF THE GOVERNMENT - LIST OF INCOMPLETE CAPITAL WORKS - contd.**

Sl. No.	Name of Project/ Works	Estimated cost of work / dt. of sanction	Year of commencement of work	Target year of completion	Physical progress of work (in per cent)	Expenditure durring the year	Progressive expenditure to the end of year	Pending Payment	Revised cost of any/Date of revision
1	2	3	4	5	6	7	8	9	10
					<i>(₹ in lakh)</i>				
448	Construction of Concrete Lining work in cutting portion from km. 60.06 to 63.00 of CLMC.	4,21.74	21.05.2012	30.05.16	83.293	63.59	3,51.28	70.46	N.A.
449	Construction of Sangwa Nala M.I. Scheme.	4,21.28	10/09/10	09/09/11	75	50.24	0.00	0.00	N.A.
450	Constrction of structure, Lining gap between Km. 43.56 to 56.04 of GRMC.	4,08.00	27.03.14	26.03.15	80	2,55.10	2,96.66	1,11.34	N.A.
451	Construction of Bridge Over river Ajay between Simradih and Nokhil Village under Deoghar/Devipur Block of Deoghar District.	4,07.63	2014-15	28.12.2015	75	2,13.65	2,43.65	1,63.98	N.A.
452	CONSTRUCTION OF BRIDGE ACROSS AURANGA RIVER ON LATEHAR (DISTRICT HQ) TO BISHUNPUR ROAD IN LATEHAR BLOCK, DISTRICT LATEHAR.	3,97.48	2013-14	2015-16	98	2,31.71	3,77.60	19.88	N.A.

**APPENDIX IX - COMMITMENTS OF THE GOVERNMENT - LIST OF INCOMPLETE CAPITAL WORKS - contd.**

Sl. No.	Name of Project/ Works	Estimated cost of work / dt. of sanction	Year of commencement of work	Target year of completion	Physical progress of work (in per cent)	Expenditure durring the year	Progressive expenditure to the end of year	Pending Payment	Revised cost of any/Date of revision
1	2	3	4	5	6	7	8	9	10
<i>(₹ in lakh)</i>									
453	Renovation Work Of Hiroo R/S	3,91.39	07.07.2015	06.07.2016	19.75	74.73	74.73	3,16.66	N.A.
454	Construction of Bridge over Gurum Nala River in Burudanga, vill. Baghuria in Ghatsila block.	3,86.35	03F2/14-15 13.07.15	12.01.17	42	1,13.59	1,13.59	2,72.75	N.A.
455	Larongo Bartoli to Koyal Nadi via Chailitoli	3,86.34	02/06/16	08/05/17	20	5.00	5.00	3,81.34	N.A.
456	Kullukera to Diyapatthar via Khirakona	3,84.75	27-01-16	26-07-17	34.50	1,32.01	1,32.01	0.00	N.A.
457	Bhurku Toli More to Jaldega in Bano-Boroseta Road	3,79.80	31-10-15	31-01-17	37.89	1,39.27	1,39.27	0.00	N.A.
458	Const. of bridge between Voykeda and Arjunpur across river Sanjay under Sonua Block	3,78.01	28.08.2015	27.02.2017	70.62	2,77.60	2,77.60	1,15.49	N.A.
459	Const. of bridge of across river Koyna (Kochna) between Baihatu and Jiojogutu in Chotanagara Panchyat under Sanjay River.	3,78.00	28.08.2015	27.02.2017	72.13	2,83.51	2,83.51	1,09.58	N.A.

**APPENDIX IX - COMMITMENTS OF THE GOVERNMENT - LIST OF INCOMPLETE CAPITAL WORKS - contd.**

Sl. No.	Name of Project/ Works	Estimated cost of work / dt. of sanction	Year of commencement of work	Target year of completion	Physical progress of work (in per cent)	Expenditure durring the year	Progressive expenditure to the end of year	Pending Payment	Revised cost of any/Date of revision
1	2	3	4	5	6	7	8	9	10
<i>(₹ in lakh)</i>									
460	IRQP/Reconstruction of Bano (Birsa Chowk) to Ketunga for diversion of damaged bridge in Lacharagarh Bano Road.	3,74.79	2013-14	2014-15	87	25.00	3,34.64	0.00	N.A.
461	Construction of Concrete, Lining work between km. 64.94 to km. 65.105, km. 73.60 to km. 74.64 and km. 74.87 to km.75.045 of CLMC.	3,64.16	25.02.2010	30.03.16	62.434	0.00	2,27.36	1,36.80	N.A.
462	Barubandi sima to Jenalong hote huye Belbera	3,63.07	11.04.11	10.10.12	87	0.00	2,48.02	82.95	N.A.
463	Gram kanari karmagora via Bhandharidah mela to Mango chowk	3,59.54	11.4.15	10.10.16	59	2,13.25	2,13.25	1,46.29	N.A.
464	Bodro to Madhunia via Parsatand	3,58.00	26.7.17	26.7.17	50	65.94	65.94	2,92.05	N.A.
465	Shahid Anil Topno Chowk To Pogoloya Village	3,54.17	19-02-16	28-10-17	14	46.70	46.70	0.00	N.A.

**APPENDIX IX - COMMITMENTS OF THE GOVERNMENT - LIST OF INCOMPLETE CAPITAL WORKS - contd.**

Sl. No.	Name of Project/ Works	Estimated cost of work / dt. of sanction	Year of commencement of work	Target year of completion	Physical progress of work (in per cent)	Expenditure durring the year	Progressive expenditure to the end of year	Pending Payment	Revised cost of any/Date of revision
1	2	3	4	5	6	7	8	9	10
<i>(₹ in lakh)</i>									
466	Jirulia Nala & Paharpur Bramhri Nala Sereis of Check Dam & Microlift	3,52.16	2012-13	2013-14	90	0.00	2,92.01	60.15	N.A.
467	CONSTRUCTION OF BRIDGE ACROSS SUKRI RIVER BETWEEN NH-75 KARMAHI TO MATLONG PATH IN MANIKA BLOCK OF LATEHAR DISTRICT	3,42.67	2014-15	2016-17	40	81.51	81.51	2,61.16	N.A.
468	Beldih more to Sarai binda via hardi haridih	3,37.80	26.7.17	26.7.17	10	0.00	0.00	3,37.80	N.A.
469	Const. of Bridge between Toyera and Ramsai.	3,36.04	06.04.2015	05.10.2016	43.45	1,52.14	1,52.14	2,01.53	N.A.
470	Kinkel Bazar Road to Sikribyora Mission School via Turkinjor	3,25.60	28-01-16	27-04-17	17.50	53.44	53.44	0.00	N.A.
471	Construction of Bridge across semaria River between Murup and Aragundi in Latehar Block of Latehar District	3,21.08	2015-16	2016-17	10	0.00	0.00	3,21.08	N.A.

**APPENDIX IX – COMMITMENTS OF THE GOVERNMENT - LIST OF INCOMPLETE CAPITAL WORKS - conclud.**

Sl. No.	Name of Project/ Works	Estimated cost of work / dt. of sanction	Year of commencement of work	Target year of completion	Physical progress of work (in per cent)	Expenditure durring the year	Progressive expenditure to the end of year	Pending Payment	Revised cost of any/Date of revision
1	2	3	4	5	6	7	8	9	10
<i>(₹ in lakh)</i>									
472	Baskidih & Nijhor Joria Sereis of Check Dam & Microlift	3,14.06	2012-13	2013-14	95	0.00	301.01	13.05	N.A.
473	Chatakpur Narna to Ankuri	3,13.75	25-01-2016	24-4-2017	27	73.67	73.67	2,40.08	N.A.
474	Manpur to Bhojudih Gavai Bridge	3,13.51	24.10.14	23.01.16	60	1,86.75	1,86.75	1,26.76	N.A.
475	Gopalpur to Kherabera via Agardaha	3,09.358	26.4.17	26.4.17	48	63.34	63.34	2,46.02	N.A.
476	BPDP Road Nagotoli to Gonmer via Lalgah Bhairotoli	3,09.15	30-01-2016	29-4-2017	38	99.00	99.00	2,10.15	N.A.
477	Const. of bridge over Torlo River under Manjhari Block.	3,05.63	28.08.2015	27.02.2017	91.05	63.76	63.76	25.94	N.A.
478	Beltand REO road Amlabad bazar via Dipgarha mela via Kendkulhi	3,04.34	1.5.17	01.05.17	10	10.00	10.00	2,94.34	N.A.
479	Tuibasa Padnamsai Sosobani Salbani Belkalasai via chandni chowk.	3,01.60	22.01.2016	15 Months	40	1,02.40	1,02.40	1,67.09	N.A.
480	Chadrimunda to Bangaon	3,01.54	05-03-16	04-06-17	60.82	1,82.29	1,82.29	0.00	N.A.

**APPENDIX X – MAINTENANCE OF EXPENDITURE WITH SEGREGATION OF SALARY AND NON-SALARY PORTION**

Grant No.	Name of the Grant	Heads of Expenditure							Description/ Nomenclature of maintenance expenditure account head	Components of Expenditure		
		Major Head	Sub-Major Head	Minor Head	Sub Head	Detailed Head	Object Head	Plan/ Non-Plan		Salary	Non-Salary	Total
										<i>(₹ in lakh)</i>		
1	Agriculture, Animal Husbandry and Co-operative Department (Agriculture Division)	2401	00	103	01	05	43	Non-plan	Maintenance and Repairs	0.00	0.75	<b>0.75</b>
		2401	00	104	03	05	43	Non-plan	Maintenance and Repairs	0.00	1.50	<b>1.50</b>
		2401	00	107	09	05	43	Non-plan	Maintenance and Repairs	0.00	0.37	<b>0.37</b>
		2401	00	109	01	05	43	Plan	Maintenance and Repairs	0.00	1,73.96	<b>1,73.96</b>
3	Building Construction Department	2059	80	001	10	05	43	Non-plan	Maintenance and Repairs	0.00	11,99.96	<b>11,99.96</b>
		2059	80	001	11	05	43	Non-plan	Maintenance and Repairs	0.00	4,69.36	<b>4,69.36</b>
		2059	80	053	13	05	43	Non-plan	Maintenance and Repairs	0.00	32,88.91	<b>32,88.91</b>
		2059	80	102	13	05	43	Plan	Maintenance and Repairs	0.00	4,92.77	<b>4,92.77</b>
		2059	80	103	03	05	43	Non-plan	Maintenance and Repairs	0.00	20.99	<b>20.99</b>
17	Commercial Tax Department	2040	00	001	05	05	43	Plan	Maintenance and Repairs	0.00	45.66	<b>45.66</b>
19	Forest, Environment and Climate Change Department	2406	01	001	01	05	43	Non-plan	Maintenance and Repairs	0.00	3.30	<b>3.30</b>
		2406	01	003	02	05	43	Non-plan	Maintenance and Repairs	0.00	64.84	<b>64.84</b>
		2406	01	003	02	05	43	Plan	Maintenance and Repairs	0.00	1.10	<b>1.10</b>
		2406	01	070	01	05	43	Non-plan	Maintenance and Repairs	0.00	0.98	<b>0.98</b>
20	Health, Medical Education and Family Welfare Department	2210	05	105	12	05	43	Non-plan	Maintenance and Repairs	0.00	7.98	<b>7.98</b>
		2210	05	105	02	05	43	Non-plan	Maintenance and Repairs	0.00	9.89	<b>9.89</b>
22	Home, Jail and Disaster Management Department (Home Division)	2070	00	115	03	05	43	Non-plan	Maintenance and Repairs	0.00	1,76.90	<b>1,76.90</b>
		2070	00	114	01	05	43	Non-plan	Maintenance and Repairs	0.00	6.37	<b>6.37</b>
		2055	00	115	01	05	43	Non-plan	Maintenance and Repairs	0.00	6,95.57	<b>6,95.57</b>
		2055	00	003	02	05	43	Non-plan	Maintenance and Repairs	0.00	0.47	<b>0.47</b>

**APPENDIX X – MAINTENANCE OF EXPENDITURE WITH SEGREGATION OF SALARY AND NON-SALARY PORTION- contd.**

Grant No.	Name of the Grant	Heads of Expenditure							Description/ Nomenclature of maintenance expenditure account head	Components of Expenditure		
		Major Head	Sub-Major Head	Minor Head	Sub Head	Detailed Head	Object Head	Plan/ Non-Plan		Salary	Non-Salary	Total
										<i>(₹ in lakh)</i>		
		4055	00	207	19	05	43	Plan	Maintenance and Repairs	0.00	5.38	<b>5.38</b>
		4055	00	207	27	05	43	Plan	Maintenance and Repairs	0.00	1,49.79	<b>1,49.79</b>
		4055	00	207	28	05	43	Plan	Maintenance and Repairs	0.00	1,39.09	<b>1,39.09</b>
		4055	00	207	30	05	43	Plan	Maintenance and Repairs	0.00	1.00	<b>1.00</b>
		4055	00	207	32	05	43	Plan	Maintenance and Repairs	0.00	27.00	<b>27.00</b>
		4055	00	207	44	05	43	Plan	Maintenance and Repairs	0.00	94.50	<b>94.50</b>
		4055	00	796	19	05	43	Plan	Maintenance and Repairs	0.00	19.61	<b>19.61</b>
		4055	00	796	27	05	43	Plan	Maintenance and Repairs	0.00	1,85.19	<b>1,85.19</b>
		4055	00	796	28	05	43	Plan	Maintenance and Repairs	0.00	74.66	<b>74.66</b>
		4055	00	796	32	05	43	Plan	Maintenance and Repairs	0.00	3.98	<b>3.98</b>
		4055	00	796	44	05	43	Plan	Maintenance and Repairs	0.00	1,00.00	<b>1,00.00</b>
23	Industries Department	2851	00	107	01	05	43	Non-plan	Maintenance and Repairs	0.00	1.74	<b>1.74</b>
		2851	00	107	02	05	43	Plan	Maintenance and Repairs	0.00	7.11	<b>7.11</b>
		2851	00	107	06	05	43	Plan	Maintenance and Repairs	0.00	8.33	<b>8.33</b>
		2851	00	107	06	05	43	Plan	Maintenance and Repairs	0.00	8.75	<b>8.75</b>
		2851	00	107	13	05	43	Plan	Maintenance and Repairs	0.00	20.00	<b>20.00</b>
24	Information and Public Relation Department	2220	60	106	03	05	43	Plan	Maintenance and Repairs	0.00	38.59	<b>38.59</b>
		2220	60	796	03	05	43	Plan	Maintenance and Repairs	0.00	13.23	<b>13.23</b>
29	Mines and Geology Department	2853	02	102	01	05	43	Plan	Maintenance and Repairs	0.00	3.45	<b>3.45</b>
32	Legislative Assembly	2011	02	103	02	05	43	Non-plan	Maintenance and Repairs	0.00	13.52	<b>13.52</b>

**APPENDIX X – MAINTENANCE OF EXPENDITURE WITH SEGREGATION OF SALARY AND NON-SALARY PORTION- contd.**

Grant No.	Name of the Grant	Heads of Expenditure							Description/ Nomenclature of maintenance expenditure account head	Components of Expenditure		
		Major Head	Sub-Major Head	Minor Head	Sub Head	Detailed Head	Object Head	Plan/ Non-Plan		Salary	Non-Salary	Total
										<i>(₹ in lakh)</i>		
36	Drinking Water and Sanitation Department	2215	01	101	01	05	43	Non-plan	Maintenance and Repairs	0.00	50.00	<b>50.00</b>
		2215	01	101	02	05	43	Non-plan	Maintenance and Repairs	0.00	1,24.20	<b>1,24.20</b>
		2215	01	101	04	05	43	Non-plan	Maintenance and Repairs	0.00	2,44.29	<b>2,44.29</b>
		2215	01	101	09	05	43	Non-plan	Maintenance and Repairs	0.00	1,99.08	<b>1,99.08</b>
		2215	01	102	03	05	43	Non-plan	Maintenance and Repairs	0.00	1,38.68	<b>1,38.68</b>
		2215	02	105	04	05	43	Non-plan	Maintenance and Repairs	0.00	1,48.72	<b>1,48.72</b>
		2215	02	105	01	05	43	Non-plan	Maintenance and Repairs	0.00	5,02.07	<b>5,02.07</b>
		4215	01	102	02	05	43	Plan	Maintenance and Repairs	0.00	65.70	<b>65.70</b>
		4215	01	102	03	05	43	Plan	Maintenance and Repairs	0.00	5.63	<b>5.63</b>
		4215	01	102	04	05	43	Plan	Maintenance and Repairs	0.00	16.05	<b>16.05</b>
		4215	01	789	02	05	43	Plan	Maintenance and Repairs	0.00	10.32	<b>10.32</b>
4215	01	796	02	05	43	Plan	Maintenance and Repairs	0.00	1.21	<b>1.21</b>		
39	Home, Jail and Disaster Management Department (Disaster Management Division)	2245	01	102	03	05	43	Non-plan	Maintenance and Repairs	0.00	1,06,22.89	<b>1,06,22.89</b>
		2245	02	113	02	05	43	Non-plan	Maintenance and Repairs	0.00	6,02.58	<b>6,02.58</b>
		2245	02	113	03	05	43	Non-plan	Maintenance and Repairs	0.00	20.72	<b>20.72</b>
		2245	02	114	01	05	43	Non-plan	Maintenance and Repairs	0.00	70.24	<b>70.24</b>
41	Road Construction Department	3054	01	337	01	05	43	Non-Plan	Maintenance and Repairs	0.00	46.51	<b>46.51</b>
		3054	03	337	01	05	43	Non-Plan	Maintenance and Repairs	0.00	1,26,60.56	<b>1,26,60.56</b>
		3054	03	337	01	05	43	Plan	Maintenance and Repairs	0.00	4,71.99	<b>4,71.99</b>
		3054	04	105	01	05	43	Non-Plan	Maintenance and Repairs	0.00	71.73	<b>71.73</b>
		5054	03	796	01	05	43	Plan	Maintenance and Repairs	0.00	7,57.98	<b>7,57.98</b>



**APPENDIX X – MAINTENANCE OF EXPENDITURE WITH SEGREGATION OF SALARY AND NON-SALARY PORTION- contd.**

Grant No.	Name of the Grant	Heads of Expenditure							Description/ Nomenclature of maintenance expenditure account head	Components of Expenditure		
		Major Head	Sub-Major Head	Minor Head	Sub Head	Detailed Head	Object Head	Plan/ Non-Plan		Salary	Non-Salary	Total
										<i>(₹ in lakh)</i>		
42	Rural Development Department (Rural Development Division)	2515	00	001	20	05	43	Non-Plan	Maintenance and Repairs	0.00	70,03.77	<b>70,03.77</b>
		2515	00	001	28	05	43	Plan	Maintenance and Repairs	0.00	7.71	<b>7.71</b>
		2515	00	001	31	05	43	Plan	Maintenance and Repairs	0.00	75.00	<b>75.00</b>
		2515	00	102	18	05	43	Plan	Maintenance and Repairs	0.00	20.00	<b>20.00</b>
		2515	00	789	18	05	43	Plan	Maintenance and Repairs	0.00	0.73	<b>0.73</b>
		2515	00	789	20	05	43	Plan	Maintenance and Repairs	0.00	4.00	<b>4.00</b>
		2515	00	789	26	05	43	Plan	Maintenance and Repairs	0.00	43.90	<b>43.90</b>
		2515	00	796	09	05	43	Plan	Maintenance and Repairs	0.00	90.00	<b>90.00</b>
		2515	00	796	18	05	43	Plan	Maintenance and Repairs	0.00	1.18	<b>1.18</b>
		2515	00	796	20	05	43	Plan	Maintenance and Repairs	0.00	19.74	<b>19.74</b>
		2515	00	796	25	05	43	Plan	Maintenance and Repairs	0.00	8.29	<b>8.29</b>
49	Water Resources Department	2705	00	001	02	05	43	Plan	Maintenance and Repairs	0.00	7.50	<b>7.50</b>
		2705	00	789	01	05	43	Non-Plan	Maintenance and Repairs	0.00	50.00	<b>50.00</b>
		4701	80	789	46	05	43	Plan	Maintenance and Repairs	0.00	3,65.63	<b>3,65.63</b>
		4701	80	789	66	05	43	Plan	Maintenance and Repairs	0.00	1,60.63	<b>1,60.63</b>
		4701	80	796	46	05	43	Plan	Maintenance and Repairs	0.00	5,56.69	<b>5,56.69</b>
		4701	80	796	54	05	43	Plan	Maintenance and Repairs	0.00	18,51.04	<b>18,51.04</b>
		4701	80	796	62	05	43	Plan	Maintenance and Repairs	0.00	37.61	<b>37.61</b>
		4701	80	796	68	05	43	Plan	Maintenance and Repairs	0.00	57.44	<b>57.44</b>
		4701	80	796	74	05	43	Plan	Maintenance and Repairs	0.00	10.17	<b>10.17</b>
		4701	80	800	46	05	43	Plan	Maintenance and Repairs	0.00	12,74.22	<b>12,74.22</b>
		4701	80	800	54	05	43	Plan	Maintenance and Repairs	0.00	20,97.28	<b>20,97.28</b>
		4701	80	800	64	05	43	Plan	Maintenance and Repairs	0.00	0.37	<b>0.37</b>

**APPENDIX X – MAINTENANCE OF EXPENDITURE WITH SEGREGATION OF SALARY AND NON-SALARY PORTION- contd.**

Grant No.	Name of the Grant	Heads of Expenditure							Description/ Nomenclature of maintenance expenditure account head	Components of Expenditure		
		Major Head	Sub-Major Head	Minor Head	Sub Head	Detailed Head	Object Head	Plan/ Non-Plan		Salary	Non-Salary	Total
<i>(₹ in lakh)</i>												
50	Water Resources Department (Minor Irrigation Division)	4702	00	101	20	05	43	Plan	Maintenance and Repairs	0.00	13,05.92	<b>13,05.92</b>
		4702	00	796	20	05	43	Plan	Maintenance and Repairs	0.00	1,22.00	<b>1,22.00</b>
51	Welfare Department (Welfare Division)	2225	01	277	03	05	43	Non-Plan	Maintenance and Repairs	0.00	4.01	<b>4.01</b>
		2225	02	277	04	05	43	Non-Plan	Maintenance and Repairs	0.00	₹5.18	<b>₹5.18</b>
		2225	02	796	92	05	43	Plan	Maintenance and Repairs	0.00	1,26.50	<b>1,26.50</b>
		2225	03	277	18	05	43	Non-Plan	Maintenance and Repairs	0.00	1.25	<b>1.25</b>
		2225	03	277	84	05	43	Plan	Maintenance and Repairs	0.00	47.51	<b>47.51</b>
		2225	03	277	92	05	43	Plan	Maintenance and Repairs	0.00	79.42	<b>79.42</b>
		2225	03	796	84	05	43	Plan	Maintenance and Repairs		20.40	<b>20.40</b>
		4225	01	789	08	05	43	Plan	Maintenance and Repairs	0.00	2,74.77	<b>2,74.77</b>
		4225	01	789	19	05	43	Plan	Maintenance and Repairs	0.00	2,90.00	<b>2,90.00</b>
		4225	02	277	02	05	43	Plan	Maintenance and Repairs	0.00		
		4225	02	796	04	05	43	Plan	Maintenance and Repairs		5.00	<b>5.00</b>
		4225	03	796	02	05	43	Plan	Maintenance and Repairs	0.00		
		4225	80	277	01	05	43	Plan	Maintenance and Repairs	0.00	98.30	<b>98.30</b>
		4225	80	796	01	05	43	Plan	Maintenance and Repairs	0.00	90.34	<b>90.34</b>
52	Tourism, Art, Culture, Sports and Youth Affairs Department (Art, Culture, Sports and Youth Affairs Division)	2204	00	796	38	05	43	Plan	Maintenance and Repairs		60.95	<b>60.95</b>
		2204	00	104	38	05	43	Plan	Maintenance and Repairs		49.55	<b>49.55</b>

**APPENDIX X – MAINTENANCE OF EXPENDITURE WITH SEGREGATION OF SALARY AND NON-SALARY PORTION- conclud.**

Grant No.	Name of the Grant	Heads of Expenditure							Description/ Nomenclature of maintenance expenditure account head	Components of Expenditure		
		Major Head	Sub-Major Head	Minor Head	Sub Head	Detailed Head	Object Head	Plan/ Non-Plan		Salary	Non-Salary	Total
										<i>(₹ in lakh)</i>		
53	Agriculture, Animal Husbandry and Co-operative Department (Fisheries Division)	2405	00	001	01	05	43	Non-plan	Maintenance and Repairs	0.00	9.82	<b>9.82</b>
		2405	00	101	49	05	43	Plan	Maintenance and Repairs	0.00	71.86	<b>71.86</b>
		2405	00	796	06	05	43	Plan	Maintenance and Repairs	0.00	43.79	<b>43.79</b>
57	Urban Development and Housing Department (Housing Division)	2216	05	053	04	05	43	Non-Plan	Maintenance and Repairs	0.00	11,49.28	<b>11,49.28</b>
58	School Education and Literacy Department (Secondary Education Division)	2202	02	109	03	05	43	Non-Plan	Maintenance and Repairs		0.27	<b>0.27</b>
		2202	02	109	03	05	43	Non-Plan	Maintenance and Repairs			
60	Women, Child Development and Social Security Department	2235	02	103	66	05	43	Plan	Maintenance and Repairs	0.00	99.73	<b>99.73</b>
		2235	02	106	39	05	43	Plan	Maintenance and Repairs	0.00	25.00	<b>25.00</b>
		2235	02	796	24	05	43	Plan	Maintenance and Repairs	0.00	25.00	<b>25.00</b>
		2235	02	796	39	05	43	Plan	Maintenance and Repairs	0.00	15.21	<b>15.21</b>
		2235	02	796	66	05	43	Plan	Maintenance and Repairs	0.00	91.99	<b>91.99</b>
<b>Total</b>									<b>0.00</b>	<b>5,22,58.74</b>	<b>5,22,58.74</b>	

**APPENDIX XI – MAJOR POLICY DECISIONS OF THE GOVERNMENT DURING THE YEAR OR NEW SCHEMES PROPOSED IN THE BUDGET**

Sl. no.	Nature of the policy Decision/ New Scheme	Implication for		In case of recurring, indicate the annual estimates of impact on net cash flows			Indicate the nature of Annual Expenditure in terms of				Likely sources from which Expenditure on new schemes to be met		
		Receipts/ Expenditure/ Both	Recurring/ One Time	If one time, indicate the impact	Definite period (specify the period)	Permanent	Revenue		Capital		States Own Resources	Central Transfer	Raising Debt (Specify)
							Plan	Non-Plan	Plan	Non-Plan			
(₹ in lakh)													
1	Payment of Pension liability to Bihar Government as per Bihar Reorganisation Act, 2000	Additional burden on budget to liquidate liabilities on retiral benefits	Recurring	...	For 20 years	...	0.00	7,23,17 (As per Re-organisation Act, 2000)	0.00	0.00	7,23,17.00	0.00	0.00
2	Restructuring of Jharkhand State Electricity Board (JSEB) and support to successor companies	Expenditure	Non-Recurring	Contingency	2014-15	...	1,50,00.00	0.00	0.00	0.00	1,50,00.00	0.00	0.00
3	Coal Block and Power Plan (New Project)	Expenditure	Non-Recurring	...	2015-16	...	0.00	0.00	50,00.00	0.00	50,00.00	0.00	0.00
4	Restructuring of APDRP	Expenditure	Non-Recurring	...	2014-15	...	0.00	0.00	2,50,00.00	0.00	2,50,00.00	0.00	0.00
5	Loan to Jharkhand Urja Sancharan Nigam Ltd. For transmission	Expenditure	Non-Recurring	...	2014-15	...	0.00	0.00	5,95,00.00	0.00	5,95,00.00	0.00	0.00
<b>Total</b>							<b>1,50,00.00</b>	<b>7,23,17.00</b>	<b>8,95,00.00</b>	<b>0.00</b>	<b>17,68,17.00</b>	<b>0.00</b>	<b>0.00</b>

NB : This statement has been prepared from information given in Budget documents for 2015-16.

**APPENDIX XII – COMMITTED LIABILITIES OF THE GOVERNMENT**

Sl. No.	Nature of Liability	Plan	Non-Plan	Likely sources from which proposed to be met			Likely year of the discharge	Liabilities discharged during the current year	Balance Remaining
				State Own Resources	Central Transfer	Raising Debt (please specify)			
1	2	3	4	5	6	7	8	9	10
<i>(₹ in lakh)</i>									
<b>I. Account Payable</b>									
1.	Pension		399001.38				2016-17	399001.38	
2.	Interest payments		332007.99				2016-17	332007.99	
3.	Repayment of Loans		224593.40				2016-17	224593.40	
<b>TOTAL</b>			<b>955602.77</b>					<b>955602.77</b>	
<b>II. State Share in Centrally Sponsored Schemes (#)</b>									
<b>TOTAL</b>									
<b>III. Liabilities in the form of transfer of Plan Schemes to Non-Plan Heads (@)</b>									
<b>TOTAL</b>									
<b>IV. Liabilities arises from Incomplete Projects(@)</b>									

**APPENDIX XII – COMMITTED LIABILITIES OF THE GOVERNMENT - Concl.d.**

Sl. No.	Nature of Liability	Plan	Non-Plan	Likely sources from which proposed to be met			Likely year of the discharge	Liabilities discharged during the current year	Balance Remaining
				State Own Resources	Central Transfer	Raising Debt (please specify)			
1	2	3	4	5	6	7	8	9	10
<i>(₹ in lakh)</i>									
<b>TOTAL</b>									
<b>V. Others/ Miscellaneous (#)</b>									
1.	Arrears of Grants-in-aid to Local Bodies		NA						NA
<b>TOTAL</b>									

(#) Information awaited from State Government (August 2016).

(@) Details of incomplete projects have been given in Appendix X

**APPENDIX XIII - RE-ORGANISATION OF STATES - ITEMS FOR WHICH ALLOCATION OF BALANCES BETWEEN/ AMONG THE STATES HAS NOT BEEN FINALIZED**

Serial No.	Item (Loans, Deposits etc.)	Head of Account as per Finance Accounts 2000-2001 of Composite Bihar (14.11.2000)	Amount to be allocated between successor States Jharkhand & Bihar			
			At the time of Re-organisation		Present position as at 31 March 2016	
				( ₹ in lakh)		
1	A. Capital Account of General Services	4059- Capital Outlay on Public Works	Dr.	1,55,00.41	Dr.	1,55,00.41
		4075- Capital Outlay on Miscellaneous General Services	Dr.	0.20	Dr.	0.20
	B. Capital Account of Social Services	4202- Capital Outlay on Education, Sports, Art and Culture	Dr.	2,10,66.21	Dr.	2,10,66.21
		4210- Capital Outlay on Medical and Public Health	Dr.	1,29,96.57	Dr.	1,29,96.57
		4211- Capital Outlay on Family Welfare	Dr.	30,48.06	Dr.	30,48.06
		4215- Capital Outlay on Water Supply and Sanitation	Dr.	10,69,81.77	Dr.	10,69,81.77
		4216- Capital Outlay on Housing	Dr.	97,13.43	Dr.	97,13.43
		4217- Capital Outlay on Urban Development	Dr.	1,16,90.17	Dr.	1,16,90.17
		4225- Capital Outlay on Welfare of Scheduled Castes Scheduled Tribes and other Backward Classes	Dr.	1,19,98.49	Dr.	1,19,98.49
		4235- Capital Outlay on Social Security and Welfare	Dr.	86.90	Dr.	86.90
		4250- Capital Outlay on other Social Services	Dr.	4,74.81	Dr.	4,74.81
	C. Capital Account of Economic Services	4401- Capital Outlay on Crop Husbandry	Dr.	16,39.51	Dr.	16,39.51
		4402- Capital Outlay on Soil and Water Conservation	Dr.	4,29.83	Dr.	4,29.83
		4403- Capital Outlay on Animal Husbandry	Dr.	1,88.81	Dr.	1,88.81
	C. Capital Account of Economic Services contd.	4404- Capital Outlay on Dairy Development	Dr.	13,81.10	Dr.	13,81.10
		4405- Capital Outlay on Fisheries	Dr.	1,90.82	Dr.	1,90.82
		4406- Capital Outlay on Forestry and Wild life	Dr.	18,39.84	Dr.	18,39.84
		4408- Capital Outlay on Food Storage and Warehousing	Dr.	18,66.64	Dr.	18,66.64

**APPENDIX XIII - RE-ORGANISATION OF STATES - ITEMS FOR WHICH ALLOCATION OF BALANCES BETWEEN/ AMONG THE STATES HAS NOT BEEN FINALIZED - Contd.**

Serial No.	Item (Loans, Deposits etc.)	Head of Account as per Finance Accounts 2000-2001 of Composite Bihar (14.11.2000)	Amount to be allocated between successor States Jharkhand & Bihar			
			At the time of Re-organisation	Present position as at 31 March 2016		
			<i>(₹ in lakh)</i>			
		4415- Capital Outlay on Agriculture Research and Education	Dr.	77.78	Dr.	77.78
		4425- Capital Outlay on Co-operation	Dr.	1,56,12.15	Dr.	1,56,12.15
		4435- Capital Outlay on other Agricultural Programmes	Dr.	26,60.54	Dr.	26,60.54
		4515- Capital Outlay on Other Rural Development Programmes	Dr.	11,26,26.47	Dr.	11,26,26.47
		4701- Capital Outlay on Medium Irrigation	Dr.	55,94,01.24	Dr.	55,94,01.24
		4702- Capital Outlay on Minor Irrigation	Dr.	3,77,84.08	Dr.	3,77,84.08
		4705- Capital Outlay on Command Area Development	Dr.	58.00	Dr.	58.00
		4711- Capital Outlay on Flood Control Projects	Dr.	8,74,49.44	Dr.	8,74,49.44
		4801- Capital Outlay on Power Projects	Dr.	1,93,04.15	Dr.	1,93,04.15
	C. Capital Account of Economic Services conclud.	4851- Capital Outlay on Village and Small Industries	Dr.	27,26.60	Dr.	27,26.60
		4853- Capital Outlay on Non-ferrous Mining and Metallurgical Industries	Dr.	9,87.35	Dr.	9,87.35
		4855- Capital Outlay on Fertilizer Industries	Dr.	1,36.27	Dr.	1,36.27
		4857- Capital Outlay on Chemical and Pharmaceutical Industries	Dr.	8,99.92	Dr.	8,99.92
		4858- Other Capital Outlay on Engineering Industries	Dr.	88.18	Dr.	88.18



**APPENDIX XIII - RE-ORGANISATION OF STATES - ITEMS FOR WHICH ALLOCATION OF BALANCES BETWEEN/ AMONG THE STATES HAS NOT BEEN FINALIZED - Contd.**

Serial No.	Item (Loans, Deposits etc.)	Head of Account as per Finance Accounts 2000-2001 of Composite Bihar (14.11.2000)	Amount to be allocated between successor States Jharkhand & Bihar		
			At the time of Re-organisation		Present position as at 31 March 2016
				(₹ in lakh)	
		4859- Capital Outlay on Telecommunication and Electronic Industries	Dr.	5,64.50	Dr. 5,64.50
		4860- Capital Outlay on Consumer Industries	Dr.	54,85.99	Dr. 54,85.99
		4875- Capital Outlay on other Industries	Dr.	23.78	Dr. 23.78
		4885- Other Capital Outlay on Industries and Minerals	Dr.	57,47.68	Dr. 57,47.68
		5053- Capital Outlay on Civil Aviation	Dr.	2,57.03	Dr. 2,57.03
		5054- Capital Outlay on Roads and Bridges	Dr.	12,28,03.98	Dr. 12,28,03.98
		5055- Capital Outlay on Road Transport	Dr.	79,94.97	Dr. 79,94.97
		5075- Capital Outlay on other Transport Services	Dr.	1,78.61	Dr. 1,78.61
		5452- Capital Outlay on Tourism	Dr.	19,71.01	Dr. 19,71.01
		5465- Investments in General Financial and Trading Institutions	Dr.	17,48.08	Dr. 17,48.08
		5475- Capital Outlay on other General Economic Services	Dr.	58,41.39	Dr. 58,41.39
2	F. Loans and Advances	6202- Loans for Education, Sports, Art and Culture	Dr.	4,43.94	Dr. 4,43.94
		6215- Loans for Water Supply and Sanitation	Dr.	58,76.37	Dr. 58,76.37
		6216- Loans for Housing	Dr.	1,14,71.52	Dr. 1,14,71.52
		6217-Loans for Urban Development	Dr.	2,16,39.23	Dr. 2,16,39.23
		6235-Loans for Social Security and Welfare	Dr.	4,60.14	Dr. 4,60.14
		6245- Loans for Relief on account of Natural Calamities	Dr.	11,93.51	Dr. 11,93.51
		6250- Loans for other Social Services	Dr.	11.54	Dr. 11.54
		6401- Loans for Crop Husbandry	Dr.	2,56,85.35	Dr. 2,56,85.35
		6402- Loans for Soil and Water Conservation	Dr.	2,54.94	Dr. 2,54.94
		6404- Loans for Diary Development	Dr.	1,96.09	Dr. 1,96.09

**APPENDIX XIII - RE-ORGANISATION OF STATES - ITEMS FOR WHICH ALLOCATION OF BALANCES BETWEEN/ AMONG THE STATES HAS NOT BEEN FINALIZED - Contd.**

Serial No.	Item (Loans, Deposits etc.)	Head of Account as per Finance Accounts 2000-2001 of Composite Bihar (14.11.2000)	Amount to be allocated between successor States Jharkhand & Bihar	
			At the time of Re-organisation	Present position as at 31 March 2016
			<i>( ₹ in lakh)</i>	
	6405- Loans for Fishries	Dr.	7.13	Dr. 7.13
	6406- Loans for Forestry and Wild Life	Dr.	1,60.39	Dr. 1,60.39
	6408- Loans for Food Storage and Warehousing	Dr.	1,18,74.95	Dr. 1,18,74.95
	6425- Loans for Co-operation	Dr.	1,88,07.18	Dr. 1,88,07.18
	6435- Loans for Other Agricultural Programmes	Dr.	34,36.15	Dr. 34,36.15
	6506- Loans for Land Reforms	Dr.	2,25.46	Dr. 2,25.46
	6515- Loans for other Rural Development Programmes	Dr.	36,45.95	Dr. 36,45.95
	6701- Loans for Major and Medium Irrigation	Dr.	1,04.81	Dr. 1,04.81
	6702- Loans for Minor Irrigation	Dr.	9,58.16	Dr. 9,58.16
	6705- Loans for Command Area Development	Dr.	42,72.54	Dr. 42,72.54
	6801- Loans for Power Projects	Dr.	47,31,92.82	Dr. 47,31,92.82
	6851- Loans for Village and Small Industries	Dr.	10,74.19	Dr. 10,74.19
	6853- Loans for Non-ferrous Mining and Metallurgical Industries	Dr.	66.93	Dr. 66.93
	6854- Loans for Cement and Non-Metalic Mineral Industries	Dr.	58.85	Dr. 58.85
	6857- Loans for Chemical and Pharmaceutical Industries	Dr.	10,16.56	Dr. 10,16.56
	6858- Loans for Engineering Industries	Dr.	1,95.12	Dr. 1,95.12
	6859- Loans for Telecommunication and Electronic Industries	Dr.	6,23.88	Dr. 6,23.88
	6860- Loans for Consumer Industries	Dr.	3,15,62.04	Dr. 3,15,62.04
	6885- Other Loans to Industries and Minerals	Dr.	2,14,55.10	Dr. 2,14,55.10
	7055- Loans for Road Transport	Dr.	64,46.54	Dr. 64,46.54
	7075- Loans for other Transport Services	Dr.	16,31.16	Dr. 16,31.16

**APPENDIX XIII - RE-ORGANISATION OF STATES - ITEMS FOR WHICH ALLOCATION OF BALANCES BETWEEN/ AMONG THE STATES HAS NOT BEEN FINALIZED - Contd.**

Serial No.	Item (Loans, Deposits etc.)	Head of Account as per Finance Accounts 2000-2001 of Composite Bihar (14.11.2000)	Amount to be allocated between successor States Jharkhand & Bihar			
			At the time of Re-organisation		Present position as at 31 March 2016	
				(₹ in lakh)		
		7465- Loans for General Financial and Trading Institutions	Dr.	32,96.59	Dr.	32,96.59
		7610- Loans to Government Servants etc.	Dr.	69,05.16	Dr.	69,05.16
		7615- Miscellaneous Loans	Dr.	85.28	Dr.	85.28
3	I. Small Savings, Provident Funds, etc.	8009- State Provident Funds	Cr.	74,03,59.43	Cr.	74,03,59.43
		8011- Insurance and Pension Funds	Cr.	1,45,97.10	Cr.	1,45,97.10
4	J. Reserve Fund	8115- Depreciation/Renewal Reserve Fund	Cr.	0.14	Cr.	0.14
		8223- Famine Relief Fund	Cr.	24.38	Cr.	24.38
		8229- Development and Welfare Funds	Cr.	0.55	Cr.	0.55
		8235- General and Other Reserve Funds	Cr.	3,42,01.33	Cr.	3,42,01.33
5	K. Deposits and Advances	8336- Civil Deposits	Cr.	(-) 55.39	Cr.	(-) 55.39
		8342- Other Deposits	Cr.	2.88	Cr.	2.88
		8443- Civil Deposits	Cr.	14,15,33.64	Cr.	12,87,16.13*
		8448- Deposits of Local Funds	Cr.	5,46,71.38	Cr.	5,29,01.87*
		8449- Other Deposits	Cr.	1,73.10	Cr.	1,73.10
		8550- Civil Advances	Dr.	94,66.90	Dr.	94,66.90
6	L. Suspense And Miscellaneous	8658- Suspense Accounts	Dr.	7,15,97.28	Dr.	7,15,97.28
		8671- Departmental Balances	Dr.	91,52.42	Dr.	91,52.42
		8672- Permanent Cash Imprest	Dr.	16.16	Dr.	16.16
		8673- Cash Balance Investment Account	Dr.	4,65.57	Dr.	4,65.57
		8679- Accounts with Government of other Countries	Dr.	14.35	Dr.	14.35
7	M. Remittances	8782- Cash Remittances and adjustments between officers rendering accounts to the same Accounts Officer	Dr.	14,94,88.19	Dr.	14,94,88.19

**APPENDIX XIII - RE-ORGANISATION OF STATES - ITEMS FOR WHICH ALLOCATION OF BALANCES BETWEEN/ AMONG THE STATES HAS NOT BEEN FINALIZED - Concl'd.**

Serial No.	Item (Loans, Deposits etc.)	Head of Account as per Finance Accounts 2000-2001 of Composite Bihar (14.11.2000)	Amount to be allocated between successor States Jharkhand & Bihar			
			At the time of Re-organisation		Present position as at 31 March 2016	
				( ₹ in lakh)		
		8786- Adjusting Account between Central and State Governments	Dr.	81.53	Dr.	81.53
		8793-Inter-State Suspense Account	Dr.	8,35.79	Dr.	8,35.79

\*The reduction in figures under Major Head 8443 and 8448 indicate amount of Civil Deposit and Local Funds under some minor heads which pertain to Jharkhand State have been identified and adopted in Finance Accounts in the financial year 2008-2009.



© COMPTROLLER AND  
AUDITOR GENERAL OF INDIA  
2016  
[www.cag.gov.in](http://www.cag.gov.in)

[www.agjh.cag.gov.in](http://www.agjh.cag.gov.in)