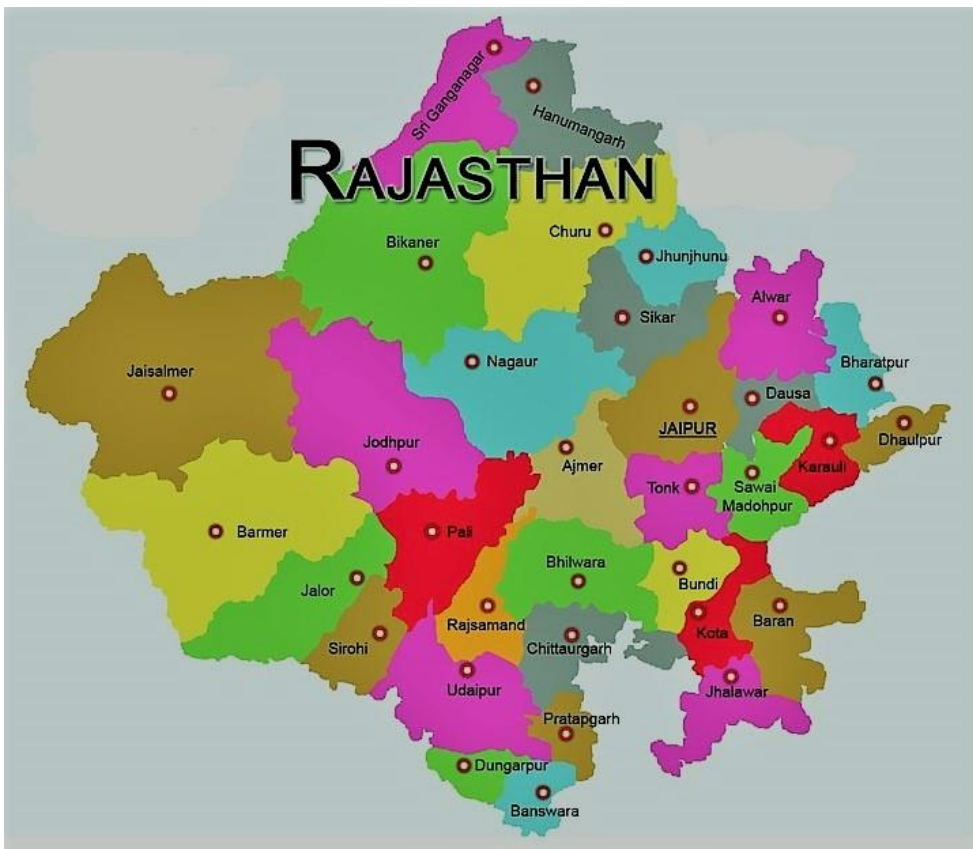


**OFFICE OF THE Pr. ACCOUNTANT GENERAL
(A&E)**

RAJASTHAN, JAIPUR

**ANNUAL REVIEW
PUBLIC WORKS DIVISIONS**



YEAR

2021-2022

CONTENTS

Sr. No.	Subject	Page No.
1.	Overview	1-2
2.	Summary of Annual Review on the working of PWD Divisions	3-16
3.	Annexure-1	17
4.	Annexure-1(a)	18-20
5.	Annexure-1(b)	21-25
6.	Annexure-2	26
7.	Annexure-3	27
8.	Appendix-A	28
9.	Appendix-A(1)	29-31
10.	Appendix-A-2	32-33
11.	Appendix-A-2(i)	34
12.	Appendix-A-2(ii)	35
13.	Appendix-A-2(iii)	36
14.	Appendix-B	37-39
15.	Appendix-C	40-42
16.	Appendix-D	43-45
17.	Appendix-E	46-48
18.	Appendix-F	49-51
19.	Appendix-G	52-54
20.	Appendix-H	55
21.	Appendix-I	56-58
22.	Appendix-J	59-61
23.	Appendix-K	62-63
24.	Appendix-L	64-66
25.	Appendix-M	67-69
26.	Appendix-N	70
27.	Appendix-O	71-73
28.	Appendix-P	74
29.	Appendix-Q	75-77
30.	Appendix-R	78-82
31.	Appendix-R(i)	83
32.	Appendix-R(ii)	84
33.	Appendix-R(iii)	85
34.	Appendix-R(iv)	86
35.	Appendix-R(v)	87
36.	Appendix-S	88-90
37.	Appendix-T	91-92
38.	Appendix-U	93-94
39.	Appendix-V	95-98
40.	Appendix-W	99-101
41.	Appendix-X	102-105
42.	Appendix-X(i)	106

43.	Appendix-X(ii)	107
44.	Appendix-X(iii)	108
45.	Appendix-X(iv)	109
46.	Appendix-X(v)	110
47.	Appendix-X(vi)	111
48.	Appendix-Y	112-114
49.	Appendix-Z	115
50.	Appendix-Z-1	116-117
51.	Abstract Summary	118-126

OVERVIEW

This Annual Review relates to the working of Public Works Divisions i.e. PWD, PHED, WRD, IGNP and CAD in Rajasthan State for the year 2021-22. The primary purpose of this Review is to invite attention of the State Government on the shortcomings, errors and arrears in the maintenance of initial accounts noticed during the course of compilation of accounts, local audit and central audit of the works divisions. The observations included in the review are expected to enable the executive to take corrective action to frame appropriate policies/guidelines as well as to issue directives that will lead to improved accounting and financial management and contribute to better governance.

Some of the important issues included in the review are highlighted below:

- The differences/balances outstanding under remittance-cheques (head of account 8782-102-02) was ₹ 2,886.05 lakh (credit balance) and challans (head of account 8782-102-01) was ₹ 2.67 lakh (Debit balance) due to non-reconciliation/non-settlement of old items pertaining to the period prior to 2016-17.
- Outstanding balance amount under head MPSSA was ₹ (-) 350.35 lakh (credit balance) in 88 works Divisions and under head IAPWD was ₹ 2,475.25 lakh (debit balance) in 188 works Divisions as on 31st March, 2022.
- There was delay of more than 10 years in settlement of outstanding 922 Inspection Reports containing 2741 paras.
- Initial and subsidiary accounts records like Material at Site Account, Register of Works & Works Abstract, Contractor Ledger, Tools & Plants Account, Stores & Stock Accounts, Register of Land & Building, Register of Check Measurement, Half-yearly Register of Stock etc. were not being maintained or not maintained properly which is, apart from violation of Codal provisions, fraught with the risk of misappropriation/pilferage/embezzlement.
- Public Works Advances amounting to ₹ 1,296.97 lakh were outstanding in 55 works Divisions. Balances remained unclaimed for more than three completed accounting years under PW Deposits amounting to

₹ 1,23,997.40 lakh in 59 works Divisions. Irrigation dues and betterment levy amounting to ₹ 9,605.33 lakh were outstanding in 63 works Divisions.

- It has been observed that irregularities were noticed in NITs, TS and in execution of contract and an expenditure of ₹ 76,231.97 lakh was incurred on various works without sanction of estimates and without permission of the competent authority. Moreover, Works were not executed as per technical specification, and were commenced without execution of agreement or signature of Executive Engineer. Furthermore, significant cases of unauthorized/ avoidable/wasteful/irregular expenditure/blocking of funds, fictitious adjustments, non-recovery of mobilization advances and interest thereon, diversion of budget, over payment to contractors, lack of supervision and monitoring and refund of Security Deposits were also noticed.
- Unauthorized financial aid of ₹ 12,111.81 lakh was provided to contractors in 31 works divisions and fictitious adjustments amounting to ₹ 5,179.77 lakh in 7 works divisions were noticed.
- Penalties/compensation/liquidated damages of ₹ 24,343.36 lakh was not imposed on defaulter contractors/suppliers 49 works divisions.

ANNUAL REVIEW ON THE WORKING OF PUBLIC WORKS DIVISIONS

Part – I

The general state of working of Public Works Divisions i.e. Public Works Department (PWD), Public Health Engineering Department (PHED), Water Resources Department (WRD), Indira Gandhi Nahar Pariyojana (IGNP) and Command Area Development (CAD) for the year 2021-22, as per paragraph 8.54 of CAG's Manual of Standing Orders (Accounts & Entitlement) Vol. I, is depicted in the following paragraphs:

This review covers mainly the common and persistent omissions/irregularities noticed during the compilation of works accounts and the course of test check in central and local audit. The position of outstanding balances in Deposit, Suspense and Remittance Heads that needs attention for clearance is also highlighted. These omissions/irregularities are only illustrative and not exhaustive and intended to draw attention of the Government to the deficiencies and irregularities of recurring nature in the working of the Divisions so that remedial and corrective measures may be taken by the Government/Chief Engineers and other concerned authorities.

1. (a) Non reconciliation /Non settlement of items related to remittances of old outstanding differences of cheques and challans, balances of cheques requiring settlement with treasuries

Cheques and challans were issued and remitted respectively by various works divisions before 01.04.016. As per rules, these cheques issued by the divisions and those encashed in treasuries, similarly challans remitted by various works divisions and the amount of challans intimated as received by the treasuries should have been reconciled monthly with treasuries and there after Form 51 should have been sent to O/o the Pr. Accountant General (A&E) Rajasthan, Jaipur. However, the reconciliation was not done in time. Hence the old differences are still unadjusted/unsettled. The differences/balances outstanding in remittance heads of various works Divisions as on 31st March 2022 under remittance challans (head of account 8782-102-01) and cheques (head of account 8782-102-02) were as under:-

COMPARISION OF OUTSTANDING BALANCES IN RESPECT OF VARIOUS REMITTANCE HEADS DURING YEAR 2020-21 TO 2021-22

S. NO.	HEADS	AMOUNT OUTSTANDING (ROUNDED UPTO RUPEES)		Clearance/ Addition	Percentage of clearance/ Addition
		Year 2020-21	Year 2021-22		
		Amount in ₹	Amount in ₹	Amount in ₹	
1.	P.W. REMITTANCE (CHALLAN)	620455(Dr.)	266586(Dr.)	353869	57.03%
2.	P.W. REMITTANCE (CHEQUE)	288111781(Cr.)	288605147(Cr.)	493366	0.17%

The detailed and updated differences of undisposed cheques and challans were not provided in Form 51 submitted by various Divisions up to March 2016. These differences between amount of challans deposited by the Divisions and intimated as received by Treasuries under the head “8782-102-01” might have occurred due to misclassification but possibility of embezzlement also cannot be ruled out.

Hence, considering the significance of reconciliation, necessary directions need to be issued to various works Divisions for reconciliation and fresh errors of misclassification also need to be rectified immediately. Similarly, attention should be focused on settlement of pending differences/balances. All the Divisions and Treasuries should make integrated and collaborative efforts to clear the outstanding balances.

(b) Suspense Heads

Suspense heads are operated for temporary passage of transaction but were not cleared either because relevant payment, recovery or adjustment is awaited or because it is necessary to keep an effective watch over the value of any stock material until their final disposal. The outstanding amount in 88 works Divisions (PWD-13, PHED-67 and WRD-8) under head MPSSA was ₹ (-) 350.35 lakh (Credit balance) as on 31st March, 2022. Reconciliation of the amount lying outstanding in the above head needs special attention so that outstanding amount can be cleared/adjusted.

(c) Items Adjustable by Public Works Divisions

The remittance head IAPWD has two categories (i) when purchase is through DGS&D and (ii) Inter-state Adjustment head. At present only Inter-state Adjustment head is operated. An amount of ₹ 2,475.25 lakh (Debit balance) was lying outstanding in 188 works Divisions (PWD-62, PHED-87 and WRD-39) as of 31st March 2022 that needs special attention for clearance/adjustment/recovery after reconciliation by these divisions with Office of the Pr. Accountant General (A&E) Rajasthan, Jaipur.

List of outstanding balances under remittance/suspense/deposit heads is enclosed as Annexure ‘1’. A comparison list of outstanding balances in respect of various Remittance/Suspense/Deposit heads during 2020-21 and 2021-22 is also annexed below Annexure ‘1’. A list of outstanding balances under MPSSA and IAPWD as on 31st March, 2022 are enclosed as Annexure ‘1(a)’ and Annexure ‘1(b)’ respectively.

**COMPARISION OF OUTSTANDING BALANCES IN RESPECT OF VARIOUS REMITTANCE/
SUSPENSE HEADS DURING THE YEAR 2020-21AND 2021-22**

SR. NO.	HEADS	Deptt.	AMOUNT OUTSTANDING (ROUNDED UPTO RUPEES)		Clearance/ Addition	Percentage of clearance/ Addition
			Year 2020-21	Year 2021-22		
			Amount in ₹	Amount in ₹	Amount in ₹	
1.	I.A.P.W.D.	PWD	122312305	122312305	Nil	Nil
		PHED	93197909	93197909	Nil	Nil
		WRD	78683556	78828603	145047	0.18%
		Unclassified	(-)46813162	(-)46813162	Nil	Nil
		Total	247380608 (Dr.)	247525655		
2.	MATERIAL PURCHASE SETTLEMENT SUSPENSE ACCOUNT	PWD	(-)61910766	(-) 61910766	Nil	Nil
		PHED	50557504	(-) 50557504	Nil	Nil
		WRD	(-)23681911	(-) 23681911	Nil	Nil
		Total	(-)35035174(Cr.)	(-) 35035174 (Cr.)	Nil	Nil

(D) Submission of Form 51

According to Note (1) of Rule 740 of PWF&AR, Form 51 was required to be submitted to AG office on the 17th of the following month to which it relates. All the transactions are being routed through Treasury due to receipt of divisional accounts through Treasury from 1st April 2016. But the details of balances related to older outstanding cheques and challans along with Form 51 are not being submitted by various Divisions causing impediment in clearance of differences. There are 08 PWD Divisions, 04 PHED Divisions and 05 WRD Divisions which have not submitted Form 51. The list of Divisions where Form 51 is outstanding along with number of Form 51 is enclosed as **Annexure '2'**. A comparative list of No. of Divisions and outstanding No. of Form-51 as on 03/2020 and 03/2021 is given below:-

S.N.	Name of Deptt.	Year 2020-21		Year 2021-22	
		No. of Divisions	Outstanding No. of Form-51 as on 03/2021	No. of Divisions	Outstanding No. of Form-51 as on 03/2022
1	PWD	08	27	4	15
2	PHED	04	23	4	23
3	WRD	05	33	4	30
	Total	17	83	12	68

(E) Validation of Vouchers

Validation of vouchers of PW Divisions is being done in Office of the Accountant General (A&E) Rajasthan since July, 2018. During the period from April 2021 to March 2022, validation of 16018 vouchers out of total 259764 vouchers was done and 971 objections were found in the validation process which was brought to the notice of concerned authorities. However, reply in cases was still awaited. The details are given in Annexure '3'.

Irregularities related to Audit Office

2. Major deficiencies noticed during audit of Works Divisions in the accounts maintained by the Divisions:

- (a) Arrears in maintenance of initial and subsidiary accounts.
- (b) Non submission of accounts and other documents to the Accountant General (Audit-I) /Accountant General (Audit-II), Rajasthan, Jaipur.
- (c) Irregularities in Public Works Divisions accounts such as fictitious adjustments.
- (d) Arrears in settlement of outstanding audit objections/paragraphs of Inspection Reports.
- (e) Other irregularities noticed as a result of compliance audit, appropriation audit and audit of system of control over expenditure.

The details are discussed in the subsequent paragraphs.

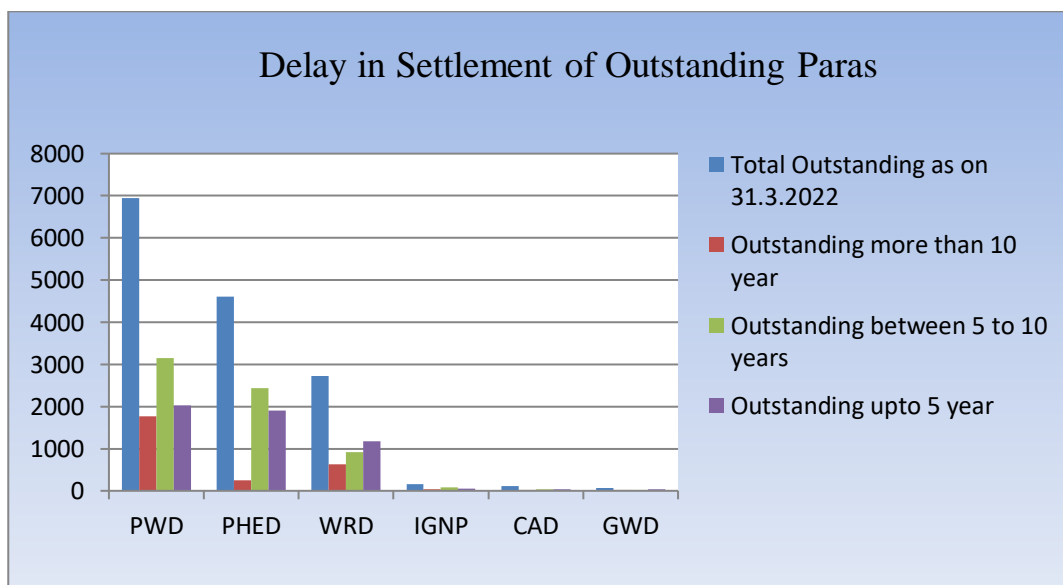
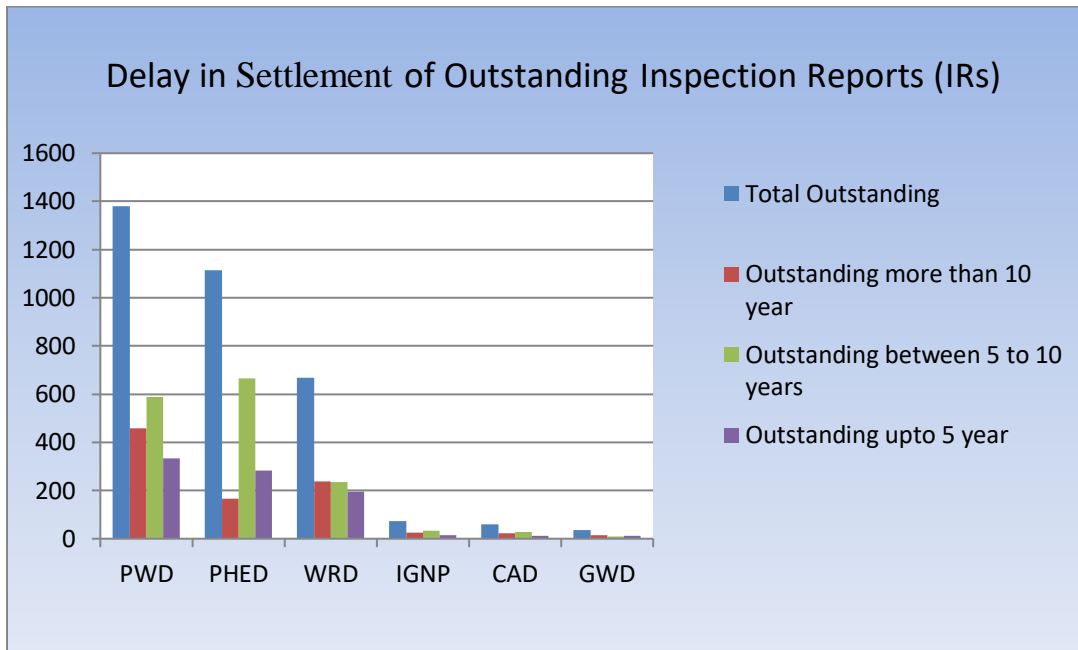
3. Delay in Settlement of outstanding Inspection Reports and Paras

Local audit of the accounts of PW Divisions and offices is conducted periodically and the details of irregularities noticed are communicated to the Divisions & offices with a copy of Inspection Reports to superior authorities for their comments/rectification. The position/comparison of Inspection Reports and Paras (Six months old) outstanding as on 31.03.2021 and 31.3.2022 is given below:-

Sr. No	Name of department	Total outstanding as on 31.03.2021		Total outstanding as on 31.03.2022		Oldest Paras pending since
		Irs	Para	Irs	Para	
1.	PWD	1391	7214	1379	6947	1995-96
2.	PHED	1176	5079	1113	4602	1992-93
3.	WRD	652	2650	668	2724	1995-96
4.	IGNP	72	162	72	163	1990-91
5.	CAD	16	34	61	107	1993-94
6.	GWD	-	-	35	73	2010-11
	Total	3307	15139	3328	14616	

Replies to the Inspection Reports are required to be sent to the office of the Accountant General (Audit-I)/Accountant General (Audit-II) promptly to ensure expeditious settlement of

audit observations. Prescribed time for sending the first reply is one month as per orders issued by the State Government vide Finance (A&E) department circular No. F.9 (FD) A&I/66 dated 5.8.1969. However, in WRD, IGNP & CAD Divisions, during review, it was found that 7 out of 10 inspection reports issued during April 2021 to March 2022, compliance have been received with delay of 6 to 228 days (up to 31.07.2022) from prescribed date. In PWD & PHED Divisions, there has been inordinate delay in furnishing replies to the Inspection Reports.



4. Imprest granted in excess of authorised limits

An imprest is a standing advance of money entrusted by the Divisional Officer or Sub-Divisional Officer to an individual for making certain classes of disbursements. The amount of imprest should be kept down as far as possible to the amount actually required for current expenses and must not exceed the authorised limit in any case. It was, however, observed that no imprest was granted in excess of authorised limits as per Appendix 'A' without special sanction of the competent authority as required under Rule 124 of PWF&ARs.

5. Maintenance of initial and subsidiary account records

(A) Material at site account

As provided in Rule 442 of PWF&AR, Material at Site Account should be maintained for keeping an account of the material required for a work from time to time and for checking the actual issues as compared to the estimated requirements as per the sanctioned estimates.

It was, however, noticed during the course of inspection that many of the divisions did not maintain the Material at Site Accounts, whereas in case of other divisions, these accounts were maintained for only a few works and annual verification of balances at site was not conducted. The ground balances were not tallied with the book balances, thereby defeating the main objective of maintaining such accounts. Instances where such defects were noticed in 58 Divisions are detailed in Appendix 'B'.

(B) Register of Works and Works Abstracts

The Register of Works maintained vide Rule 489 of PWF&ARs is a permanent and collective record of the expenditure incurred on each work in the Division during the year. The Register enables the Divisional Officer to exercise financial control over expenditure incurred against sanctioned estimates and allotment of funds. This can be done only if this register is posted according to the sanctioned sub-heads of works and the rate of cost worked out and recorded. It was observed that in 57 Divisions, Register of Works and Works Abstract had not been maintained. Thus, the purpose to maintain the register was defeated. The details of such 57 Divisions are shown in Appendix 'C'.

(C) Contractor's Ledger

According to the provisions of Rule 502 of PWF&AR, contractor's ledger has to be maintained in Divisional Office to have a continuous record of details of payment/advance payment and issue of stores and credit on account of works executed by the contractors and recoveries made from them. If this record is not kept up-to-date and not closed properly and regularly, there is a risk of debits remaining un-posted which might result in non/short recoveries from the contractors. During the course of local audit of Divisions, it came to notice that this important record i.e. contractor's ledger and agreement register were not maintained or were not being maintained properly by most of the Divisions. The following irregularities/omissions were noticed in the maintenance of the contractor's ledger with the result that the:

- (i) Reconciliation of balances with work abstracts was not effected.
- (ii) Ledgers were not closed, balanced and reviewed by Divisional Officer monthly.

(iii) Contractors were not encouraged to verify and sign against balances in the ledger.

List of the 52 Divisions where the contractor's ledgers were not being maintained/not maintained properly is shown in Appendix 'D'.

(D) Tools and Plants Accounts

According to the provisions of Rule 705 of PWF&AR, a consolidated account of receipts, issues and balances of Tools and Plants is to be maintained by Sub-Divisions and required to be submitted to Divisional Officer. During the course of audit, it was noticed that (i) monthly returns in Form 15 were not submitted by the sub-divisions to the Divisional Officers and (ii) physical verification of tools and plants articles was not conducted as required under Rule 218 ibid. Tools and plants accounts were not maintained or not maintained properly in some Divisions. Details of 57 Divisions where these irregularities were noticed are given in Appendix 'E'.

(E) Stores and Stock Accounts

The stores and stock accounts were not maintained properly. The irregularities noticed were as follows: -

1. Monthly Stock return in form 9 & 10 not submitted or submitted late.
2. Heavy amounts lying under storage were not adjusted at end of year.
3. Physical verification of store was not done.
4. Value a/c of receipts issues of balances of stock not maintained.
5. RSL not sanctioned or stock held in excess.
6. Issue rate were not fixed or revised.
7. Shortage/excess found was not adjusted properly.
8. Delay in information at Sub-Division level stock A/c in Division Account.
9. Issues items not returned to stock by the incumbent.
10. Lack of utilization of pipes lying in stock.
11. Lack of receipt of old excavated pipes in the stock.
12. Lack of inspection of material.
13. Purchase in excess of requirement.
14. Lack of maintenance of Register of use of CID joints.
15. Lack of proper storage and maintenance of pipes.
16. Material at Site Register not maintained.

The details of 56 Divisions where various deficiencies/irregularities were noticed in the maintenance of stores and stock accounts are given in Appendix 'F'.

(F) Improper/non-maintenance of Register of Check Measurement

The Divisional Officer/Sub-Divisional Officer is required to test check the measurement to the extent of norms fixed by the Government /Chief Engineer from time to time and record the same in a register prescribed for the purpose i.e. Register of Check Measurement is also to be maintained properly.

It was, however, noticed that these instructions were not being adhered to by the Divisions. The instances of 38 Divisions where these registers were not being maintained or not maintained properly are detailed in Appendix 'G'

(G) Non maintenance of Half-Yearly Register of Stock

In terms of Rule 183 of PWF&AR, an account should be maintained in Divisional Office for each sub division to record month by month the transactions relating to each item of stock in Form 12 or 12 A as the case may be. It was, however, noticed that this register was not maintained in some divisions or was maintained in a defective manner. The instances of 3 Divisions where these defects were noticed are detailed in Appendix 'H'.

6. State of Suspense Accounts and Deposit Balances

(A) Miscellaneous Public Works Advances:

The Suspense head "Miscellaneous Public Works Advance" is to be operated to accommodate temporarily the transactions which are required to be cleared subsequently either by actual recovery or adjustment under the final head of account. Audit noticed balances of Rs. 1296.97 lakh in 55 divisions as detailed in Appendix 'I'. These amounts were outstanding in the divisional accounts at the end of the month preceding the month of inspection by Audit. Department wise summary of outstanding balances were as under:

Name of Department	No. of Divisions	Amount (₹ in lakh)
PWD	25	34.00
PHED	30	1262.97
WRD	-	-
IGNP	-	-
CAD	-	-
GWS	-	-
TOTAL	55	1296.97

As the amount outstanding under this head represents dues recoverable from different agencies including contractors, Government servants and other bodies, clearance of the suspense head is necessary to depict a clear and true picture of the accounts. Otherwise, with passage of time, the chances of recovery may become remote.

(B) Register of PW Deposits

Heavy amounts were found to be lying under "PW Deposits" which mainly related to Part-II Cash Deposit of contractors as security, Part-III 'Deposit works' and Part-V 'Miscellaneous'. The details of 59 Divisions involving ₹ 1,23,997.40 lakh held under this head at the end of the month preceding the month of inspection by audit are given in Appendix 'J'. Department wise balances of PW Deposits as on 31st March, 2022 were as under:

Name of Department	No. of Divisions	Amount (₹ in lakh)
PWD	27	24536.41
PHED	31	99460.99
WRD	1	-
IGNP	-	-
CAD	-	-
GWD	-	-
TOTAL	59	123997.40

Following irregularities were noticed in maintenance of P.W. Deposits registers:

- (i) Balances remaining unclaimed for more than three complete accounting years were not found credited to the consolidated fund of the State as "Lapsed Deposits."
- (ii) Appearance of minus balances .
- (iii) Opening balances of the registers were not found attested by responsible officers of the divisions.
- (iv) Registers were not maintained up to date.
- (v) Closing balances were not attested.

(C) Register of Stock Purchases

The account of Suspense head "Material Purchases Settlement Suspense" is kept in Form 67 and is credited with the value of stores received from the supplier or other Divisions for which payments have not been made and are cleared when the payment is made for the cost of such supplies/stores.

Following irregularities were noticed in the maintenance of registers:

- (i) Postings were not updated.
- (ii) Balances carried forward were not attested.
- (iii) Registers were not reviewed by the Division office.
- (iv) Registers were not maintained.

The Stock Purchase Register was not maintained properly in 10 Divisions which is given in **Appendix 'K'**.

(D) Cash Settlement Suspense Account

As per provisions contained in Appendix XII to the PWF&AR, all transactions of services rendered or supplies made by a division to another are recorded under the suspense head "Cash Settlement Suspense Account". The transactions are required to be settled by the responding Divisions within 10 days of the receipt of accounts from the originating Divisions so that at the close of the year no balance should be under this head.

Outstanding debit balances indicate that expenditure already incurred by the Divisions on behalf of other Divisions was to be verified and adjusted under the final heads of accounts in the Divisions concerned. The list of 57 divisions in which amount of originating items under the head was lying outstanding are given in **Appendix 'L'**.

7. Register of Land and Buildings

In terms of Rule 248 of PWF&AR, each divisional officer is required to maintain a register of land and buildings under the administrative control of the divisions in the prescribed form. It was, however, noticed that in 45 Divisions the register was not maintained. The details are given in **Appendix 'M'**.

8. Outstanding rent of Government Buildings

As per provisions of Rule 261 of PWF&AR, rent of Government building is required to be recovered every month in advance from Government servants through their pay bills and in cash from private parties etc. to ensure prompt and regular recovery of such dues. It was observed during local inspection of Divisions that arrears of rent amounting to Rs. 3.30 lakh were outstanding in 5 divisions. The Details are given in **Appendix 'N'**. Further, some divisions were not even maintaining the register.

9. Outstanding Irrigation dues, Water charges, Betterment levy & drilling dues, Royalty, O.B. Item, Audit Notes, Power Factor Surcharge/Lack of replacement of old meters etc.

Irrigation dues and betterment levy etc. amounting to ₹ 9,605.33 lakh were outstanding at the close of last month of inspection in 63 Divisions as detailed in **Appendix 'O'**. Effective steps were not taken to ensure expeditious recovery of outstanding dues in consultation with the Revenue Department. Four divisions with highest amount of objections have been highlighted in the **Appendix 'O'**.

Part-II Specific Irregularities

10. Blocking of Government money due to injudicious purchase and instances of blocking capital in the stores as surplus stores/unserviceable and lack of disposal of surplus/unserviceable articles

Rule 138 of the PWF&AR prohibits purchases of stores of material in advance or in excess of requirement as it is likely to result in both indirect and direct losses to Government. Test check of some Divisions revealed that the Divisional Officers did not exercise proper control on the purchases made. Consequently, a large quantity of material remained unutilised. This resulted in blocking of Government funds amounting to ₹ 49.08 lakh in 5 Divisions as detailed in **Appendix 'P'**. It is further pointed out that there is also a risk of deterioration in quality of the unutilised material with the passage of time. Two Divisions with highest amount of objections have been highlighted in the **Appendix 'P'**.

11. Irregular supply/Irregularities of work process

It was noticed that many Divisional Officers did not invite open tenders as required under financial rules for work/supply of various articles of stores. It was also observed that below specification works were carried out. In some Divisions work completion certificate was not issued. Instances where these irregularities, amounting to ₹ 29.51 lakh in 37 Divisions, were noticed are given in **Appendix 'Q'**

12. Commencement of Works without Sanction/Estimates and permission of the competent authority and cases of irregularity in NIT, TS and in execution of contract.

During review it was observed that:

- (i) An expenditure of ₹ 76231.97 lakh in 61 Divisions as detailed in **Appendix 'R'** was incurred on various works without sanction of estimates. It was in violation of Rule 289 of the PWF&AR, which provides that no work should be commenced and expenditure incurred thereon before detailed estimates are prepared and got sanctioned by the competent authority. Four Divisions with highest amount of objections have been highlighted in the **Appendix 'R'**.
- (ii) In 06 cases of 3 Divisions, work was not done as per technical specification or equipment, material was not used as per specification or as per condition of agreement or as per guidelines amounting to ₹ 330.31 lakh as detailed in **Appendix R (i)**.
- (iii) In 1 divisions it was observed that payment of monthly bills/final bill were irregular and short payment of amount of work was done as detailed in **Appendix-R (iv)**.

13. Un-authorized financial aid to contractors

As a result of non-recovery of advance payments, non-recovery of mobilisation advance/ secured advance/ non-recovery of cost of materials issued to contractors and undue refund of security deposit, un-authorized financial aid was provided to them. It was also noticed that vehicles were not provided as per contract condition, laboratory was not established, engineer were not deputed and higher rate of work was accepted which resulted in unauthorised financial aid to contractor. The details of 31 Divisions where recoveries amounting to ₹ 12,111.81 lakh were not made in time are given in **Appendix 'S'**. Four divisions with highest amount of objections have been highlighted in the **Appendix 'S'**.

14. Fictitious adjustments

It was noticed that material cost which was debited to some works during a financial year, had either been transferred to another work or taken into stock during the subsequent financial years. In some such cases, the material was not actually shifted from the store premises to the site of work for years together after the debit for the cost of material had been adjusted against the work. This showed that the debits on account of cost of material were passed on to the works without actual issue of stores to the work concerned with a view to avoid lapse of budget grant. In a few cases, the debit passed on to the work was in excess of

requirements where expenditure was not related to work but was charged to work. Such fictitious adjustments adversely affect the budgeting of the State Government and inflate expenditure against a particular work. In 7 divisions, such fictitious adjustments were noticed during local inspection (amounting to Rs. 5,179.77 lakh). Details are in **Appendix 'T'**.

15. Other significant points

(A) Non-production of records to the Inspection Parties

An advance intimation regarding the date of inspection is invariably sent to the Divisional Officer with a specific request to keep various records of the Division ready for inspection. In total 26 cases, the records were not made available to the Inspection Parties or the records were produced at the eleventh hour which are given in **Appendix 'U'**. Non-production of the complete records to the Inspection Parties hampers the audit process and obstructs constituted mandate of the CAG.

(B) Rules provide for monthly reconciliation with treasury. It was, however, observed that 55 Divisions had not reconciled the figures with the treasuries and certificates as required were not sent to the Accountant General. The details are given in **Appendix 'V'**.

(C) Non-imposition of penalties/compensation/liquidated damages

As per the agreement of work/supplies, the contractor/supplier is required to complete the work in time/supply within the specified period failing which compensation/liquidated damages was to be recovered from the contractor/supplier unless time extension is granted by the competent authority without compensation. It was observed that some contractors/suppliers had not completed work in time/not supplied within the specified period. Penalties amounting to ₹ 24,343.36 lakh in 49 Divisions on defaulting contractors/ suppliers were not imposed. The details are given in **Appendix 'W'**. Four Divisions with highest amount of objections have been highlighted in the **Appendix 'W'**.

(D) Un-authorized/avoidable/wasteful/irregular/unfruitful expenditure/ blocking of funds

During review it was observed that:

- (i) In 59 Divisions, unauthorised/avoidable/ wasteful/irregular expenditure etc. amounting to ₹ 32,302.76 lakh was incurred. The details are given in **Appendix 'X'**. Four Divisions with highest amount of objections have been highlighted in the **Appendix 'X'**.
- (ii) In 8 Divisions, lack of target achievement were noticed as detailed in **Appendix -X (iii)**.
- (iii) In 1 Division, lack of proper supervision and monitoring by departmental official was noticed as detailed in **Appendix -X (iv)**.
- (iv) In 2 Divisions, irregularities in submission and approval of time extension cases were noticed as details shown in the **Appendix -X (vi)**.

(E) Material Purchase Settlement Suspense Account (MPSSA)

The credit and debit balances amounting to ₹ 95.33 lakh were outstanding in 54 divisions in MPSSA. Details are given in **Appendix 'Y'**. These require early adjustment. Two Divisions with highest amount of objections have been highlighted in the **Appendix 'Y'**.

(F) Loss to Government etc.

Scrutiny of Inspection Reports revealed cases of loss to Government amounting to ₹ 4,823.37 lakh in 6 divisions was shown. Details are given in **Appendix 'Z'**.

(G) Lack of inspection/not achievement of revenue target.

As per direction issued by the Govt. on dated 30-11-2010 that the inspection of running works is to be done by JEN/AEN/XEN/SE/ACE within the prescribed time period. It was observed during local inspection of divisions that the JEN/AEN/XEN/SE/ACE did not inspected the running works within the prescribed time period. The Details are given in **Appendix 'Z-1'**

16. Manufacturing Accounts

Rule 538 of PWF&AR provides that accounts of a manufacturer or manufacturing accounts had not remained open indefinitely. In 57 divisions, as detailed in **Appendix - 'A1'**, the balances were in the manufacturing accounts.

17. Non recovery of Sales Tax/ Income Tax/ GST/ DMFT etc.

Sales Tax, Income Tax, GST, DMFT, Pro-rata Charges, Supervision Charges etc. are required to be recovered from contractor through their supply bills or final bills of works. In 29 divisions of PWD and PHED, sales tax and income taxes dues amounting to Rs. 6,425.83 lakh were not recovered from contractors as detailed in **Appendix 'A-2'**. Non recovery of these taxes resulted in losses to Govt.

18. Non deduction of Stamp Duty

It was observed that in five cases of two divisions stamp duty was not deducted from the contractors running bills amounting to ₹ 0.075 lakh as detailed in Appendix A-2 (i)

19. Non receipt of labour registration and insurance.

During test checks it was observed that in XEN 16th Division IGNP, Bikaner labour registration and labour insurance was not received as detailed in Appendix A-2 (ii).

Annexure-1

STATEMENT-I

**OUTSTANDING BALANCES IN RESPECT OF VARIOUS
REMITTANCE/SUSPENSE/DEPOSIT HEADS AT THE END OF MARCH-2022**

S. NO	HEADS	AMOUNT OUTSTANDING (ROUNDED (UPTO RUPEES
1	P.W. REMITTANCE (CHALLAN)	266586(Dr.)
2	P.W. REMITTANCE (CHEQUE)	288605147(Cr.)
3	I.A.P.W.D.	247525655(Dr.)
	SUSPENSE HEADS	
4	MATERIAL PURCHASE SETTLEMENT SUSPENSE ACCOUNT	-35035174(Cr.)
5	CASH SETTLEMENT SUSPENSE ACCOUNT	NIL
6	CASH BALANCE	7544443.74(Dr.)
	DEPOSITS HEADS	
7	P.W. DEPOSITS	94149155.59(Cr.)

OUTSTANDING BALANCE OF 8671-101-01 CASH BALANCES MORE THAN 10 LAKHS

S.NO.	DIV. CODE	DIV. NAME	OUTSTANDING BALANCES
1	IRR 024	IRR. DIV. JALORE	4987410
2	PWD 036	PWD. DIV. CHURU	1925985
3	PWD 224	PWD. DIV. CHITTORGARH (NAREGA)	9898914

**COMPARISION OF OUTSTANDING BALANCES IN RESPECT OF VARIOUS
REMITTANCE/SUSPENSE/DEPOSIT HEADS DURING YEAR 2020-21 TO 2021-22**

S. NO	HEADS	AMOUNT OUTSTANDING (ROUNDED UPTO RUPEES)		Clearance/Ad dition	Percenta ge of Clearanc e/Additio n
	REMITTANCE HEADS	YEAR 2020-21	YEAR 2021-22		
1	P.W. REMITTANCE (CHALLAN)	620455(Dr.)	266586(Dr.)	353869	%57.03
2	P.W. REMITTANCE(CHEQU E)	288111781(Cr.))288605147Cr.)	493366	%0.17
3	I.A.P.W.D.	247380608(Dr.)	247525655(Dr.)	145047	%0.06
	SUSPENSE HEADS				
4	MATERIAL PURCHASE SETTLEMENT ACCOUNT	-35035174(Cr.)	-35035174(Cr.)	NIL	-
5	CASH SETTLEMENT SUSPENSE ACCOUNT	NIL	NIL	NIL	-
6	CASH BALANCE	7682062(Dr.)	7544443.74(Dr.)	137618.26	%1.79
	DEPOSITS HEADS				
7	P.W. DEPOSITS	97439979 (Cr.)	94149155.59(Cr.)	3290823.41	%3.37

Annexure-1(a)

Outstanding balances under MPSSA as on 03/2022

S. No.	Division Code	Division Name	Amount in ₹
1	IRR026	IRR.DIV.AKLERA (OLD - CHHAPI PROJ. JHALAWAR)	-1218.18
2	IRR029	IRRIGATION DIV. KOTA	-18452.36
3	IRR032	IRRIGATION CHAMBAL PROJECT DIV. KOTA	1077192.72
4	IRR033	IRRIGATION R.P.S. & STORES DIV. RAWATBHATA	-1368706.59
5	IRR036	IRRIGATION DIV. SAWAI MADHOPUR	-61070.12
6	IRR037	IRRIGATION DIV. KARALI (PRE NAME IRRIGATION PANCH)	-517582.95
7	IRR050	IRRIGATION DIV.1 ANOOP 'B' SHRIVIJAYNAGAR	-259630.00
8	IRR999	Unreconciled figures of irrigation department	-22532443.87
		IRR	-23681911.35
9	PHE001	CITY DN. I (P&D OLD) DN. AJMER	2191831.00
10	PHE002	CITY II (R&C OLD) DN. AJMER	101528.00
11	PHE003	DIST. RURAL DN. AJMER	3496844.00
12	PHE007	PHED DN. ALWAR	977101.00
13	PHE008	DRILLING DIV. ALWAR	241799.00
14	PHE010	PHED DN. BARAN	372836.43
15	PHE011	PHED CITY Dn. BARMER	1.00
16	PHE012	PHED DISTT. NORTH Dn. BARMER	92727.00
17	PHE014	PHED DIV. BALOTRA	94668.00
18	PHE015	PHED DN. BEAWAR	73372.00
19	PHE016	PHED DN. BHARATPUR	-83654.00
20	PHE017	PHED DN. DEEG	-962202.00
21	PHE019	PHED DIV. SHAHPURA	1114485.00
22	PHE024	PHED DISTT.RURAL -2 DIV. BIKANER	376530.17
23	PHE026	PHED DIV. BUNDI	119980.00
24	PHE027	PHED DISTT.RURAL DN. CHITTORGARH	119001.00
25	PHE029	PHED DIV. CHURU	1154400.00
26	PHE030	PHED DIV. RATANGARH	1612467.04
27	PHE031	PHED DIV. SARDARSAHAR	322373.00
28	PHE032	PHED DIV. TARANAGAR	528037.00
29	PHE034	PHED DIV. DAUSA	9006132.00
30	PHE035	PHED DN. DHOLPUR	-2000000.00
31	PHE038	PHED DIV. NOHAR	90872.00
32	PHE040	CITY NORTH DIV. I JAIPUR (P&D)	-0.62
33	PHE041	CITY DN. I (SOUTH) I JAIPUR (P&D)	670081.00
34	PHE042	CITY DN. II (NORTH) JAIPUR (Revenue)	390883.00

S. No.	Division Code	Division Name	Amount in ₹
35	PHE044	PHED DISTT. DIV -1 JAIPUR	731666.00
36	PHE045	PHED DISTT. DIV. II JAIPUR	-569280.00
37	PHE046	PHED DRILING DIV. JAIPUR	191974.90
38	PHE047	PHED RIGEP DN. BARMER	368041.53
39	PHE048	PHED CITY DN. JAISALMER	231551.00
40	PHE050	PHED DIV. JALORE	-1.00
41	PHE051	PHED DIV. BHINMAL	-9.36
42	PHE052	PHED DIV. JHALAWAR	-29921.99
43	PHE055	PHED P&D-2 (CITY) DN. JODHPUR	-10557.00
44	PHE061	PHED DRILLING DN. JODHPUR	2930.90
45	PHE062	PHED RJLC-3 PHALODI	-35.00
46	PHE065	PHED CITY DN.-1 KOTA (P&D)	96500.00
47	PHE067	PHED RURAL DN. KOTA (DISTT)	951843.00
48	PHE069	PHED DIV. NAGAUR	6.00
49	PHE071	PHED DIV. MERATA CITY	1541979.00
50	PHE072	PHED DRILLING DN. NAGAUR	90.00
51	PHE073	PHED DIV. PALI	-109372.03
52	PHE076	PHED DIV. RAJSAMAND	489582.00
53	PHE077	PHED DIV. SAWAI MADHOPUR	1881630.00
54	PHE078	PHED DN. HINDAUN CITY	21793963.00
55	PHE079	PHED DIV. SIKAR	479539.00
56	PHE080	PHED DIV. NEEM KA THANA	10.00
57	PHE081	PHED DIV. SIROHI	165663.00
58	PHE084	CITY DN.II (R&C) UDAIPUR	259373.00
59	PHE090	PHED DN. FAALNA	-943556.00
60	PHE092	PHED DIV. ANOOPGARH	238645.00
61	PHE093	PHED DIV. KHETRI	8400.00
62	PHE097	PHED DN. RAMGANJMANDI	1306192.00
63	PHE103	PHED CITY DN. SHRI GANGANAGAR	358568.00
64	PHE105	PHED CONSTRUCTION DIV. KOTA	5680206.00
65	PHE107	PHED DN. RAJGARH ALWAR	1176717.00
66	PHE113	PHED DN. KAROLI	60.00
67	PHE127	PMC (O & M) Sardarshahar,	182449.00
68	PHE130	Kishangarh DN. ,Ajmer	-3000.00
69	PHE132	PHED DN. CHABRA	588662.00
70	PHE134	PHED DN. SUJANGARH	114854.00
71	PHE155	PHED DIV.NIMBAHERA (CHITTORGARH)	582313.00
72	PHE156	PHED City Dn.(N)-III, Jaipur	567400.00
73	PHE157	XEN PHED PROJ. DN. GANGAPUR CITY	655655.00
74	PHE159	PHED DN Mahuwa Dist. Dausa	2096604.00
75	PHE999	Unreconciled figures of PHED	-10621923.29
	PHE		50557503.68
76	PWD036	PWD DIVISION CHURU	0.71
77	PWD058	PWD ELECTRICAL DIVISION-1 JAIPUR	-0.36
78	PWD069	PWD DIVISION ALWAR-I	-0.10
79	PWD077	PWD DIVISION NAGAUR	6895756.61

S. No.	Division Code	Division Name	Amount in ₹
80	PWD091	PWD DIVISION HANUMANGARH (RE-NAMED OF PWD IGNP DIV	-0.09
81	PWD118	PWD DIV I BANSWARA	337600.62
82	PWD127	PWD DIV,BUNDI	1984622.60
83	PWD128	PWD DISTT. DIV -I ,BIKANER(PRIVIOUS NAME PWD	-19.50
84	PWD130	PWD DISTT.DIV.-II BIKANER(PRE NAME PWD DIV ,K	268048.90
85	PWD134	PWD DIV, DAUSA	882429.00
86	PWD149	PWD NHW DIV, KOTA	-0.29
87	PWD86 A	PWD DIVISION SIKAR	-0.17
88	PWD999	Unrerconciled figures of PWD	-72279204.16
	PWD		-61910766.03
	TOTAL		-35035173.70

Annexure-1(b)

Outstanding balances under IAPWD as on 03/2022

S.No.	Division Code	Division Name	Outstanding Balance As on 31.3.2022 Amount (in ₹)
1	IRR001	IRRIGATION DIV.1 AJMER	84372.85
2	IRR003	IRRIGATION DIV. ALWAR	321963.00
3	IRR004	IRRIGATION DIV. BANSWARA	1736428.50
4	IRR006	IRRIGATION DIV. BHARATPUR	321467.20
5	IRR007	IRRIGATION DIV. DEEG (BHARATPUR)	83985.20
6	IRR008	IRRIGATION DIV. 1BARAN	0.00
7	IRR009	IRRIGATION BILAS PROJECT DIV. 2 BARAN	1150.00
8	IRR010	IRRIGATION DIV.-1 BHILWARA	1013446.05
9	IRR011	IRRIGATION DIV.-2 BHILWARA	155139.90
10	IRR012	CHIEF A.O (FIN.adv). PRECHECK, IGNP, BIKANER	558185.00
11	IRR015	IRRIGATION DIV.-PRATAPGARH	2176549.05
12	IRR016	IRRIGATION DIV.-2 CHITTORGARH	1822.00
13	IRR025	IRRIGATION DIV. JHALAWAR	1220666.30
14	IRR026	IRR.DIV.AKLERA (OLD - CHHAPI PROJ. JHALAWAR)	1427505.00
15	IRR027	IRRIGATION DIV.1JODHPUR	1736519.35
16	IRR029	IRRIGATION DIV. KOTA	5981514.49
17	IRR030	IRRIGATION CAO, CAD, CHAMBAL PROJECT KOTA	5692999.53
18	IRR031	IRRIGATION QUALITY CONSTRUCTION DIV. KOTA	2891.00
19	IRR032	IRRIGATION CHAMBAL PROJECT DIV. KOTA	1777773.83
20	IRR033	IRRIGATION R.P.S. & STORES DIV. RAWATBHATA	4425057.20
21	IRR034	IRRIGATION DIV. PALI	86718.00
22	IRR035	IRRIGATION JAWAI CANAL DIV. SUMERPUR	519539.36
23	IRR037	IRRIGATION DIV. KARALI (PRE NAME IRRIGATION PANCH	2045208.25
24	IRR039	IRRIGATION DIV. SIROHI	247141.30
25	IRR040	IRRIGATION GANG CANAL NORTH DIV. SHRI GANGANAGAR	5192581.07
26	IRR042	XEN.WATER RESOURCES GANG NAHAR REGULATION DIV.GNG	1213170.91
27	IRR043	IRRIGATION SIDHMUKH PROJ.DIV. BHADHRA	0.00
28	IRR045	IRRIGATION DIV.1 HANUMANGARH	336462.05
29	IRR046	IRRIGATION DIV.2 HANUMANGARH	73576901.47
30	IRR047	REGULATION DN-I (FEEDER DIV.)	9243095.56

		HANUMANGARH	
31	IRR052	IRRIGATION G.F.C. DIV. SURATGARH	244780.30
32	IRR058	IRRIGATION CONSTRUCTION DIV.3 BISALPUR (P&D) DEOLI	257478.69
33	IRR060	IRRIGATION CANAL DIV. 1 BISALPUR PROJECT TONK	253962.00
34	IRR068	IRRIGATION DIV. RAJSAMAND (RE-NAMED OF IRRIGATION)	680144.00
35	IRR075	IRRIGATION MECHANICAL DIV. MAHI PROJECT BANSWARA	0.00
36	IRR13A	IRRGATION,CAO,CAD,IGNP,BIKA NER(RENAME 5/2002)	23496.00
37	IRR146	LIFT MECH. DIV. IGNP BIKANER(A/C IRR012)	2501.00
38	IRR20A	IRRIGATION,SOM KAMALA AMBA,CANAL DIV.ASPUR (DNG)	2016378.70
39	IRR044A	R S W R P DIVISION HANUMANGARH	-45830391.00
		IRR TOTAL	78828603.11
40	PHE001	CITY DN. I (P&D OLD) DN. AJMER	3700394.00
41	PHE002	CITY II (R&C OLD) DN. AJMER	372154.00
42	PHE003	DIST. RURAL DN. AJMER	3109100.00
43	PHE004	PROJ DN (BISALPUR DIV.1) KEKARI	481058.00
44	PHE005	(PROJ. DN.(BISALPUR DIV.2) AJMER	434592.00
45	PHE006	DRILLING DIV. AJMER	1050946
46	PHE007	PHED DN. ALWAR	454846.00
47	PHE008	DRILLING DIV. ALWAR	1043835.00
48	PHE010	PHED DN. BARAN	-827771.95
49	PHE011	PHED CITY Dn. BARMER	331054.00
50	PHE012	PHED DISTT. NORTH Dn. BARMER	143066.00
51	PHE013	PHED DISTT SOUTH DIV. BARMER	9498.00
52	PHE014	PHED DIV. BALOTRA	3309443.00
53	PHE015	PHED DN. BEAWAR	511728.00
54	PHE016	PHED DN. BHARATPUR	4292089.14
55	PHE017	PHED DN. DEEG	398787.00
56	PHE018	PHED DIV. BHILWARA	301649.40
57	PHE019	PHED DIV. SHAHPURA	735485.00
58	PHE020	PHED P&D-1 BIKANER	2571049.00
59	PHE021	PHED CITY DN.III (R&C) DN. BIKANER	2559.00
60	PHE022	PHED P&D-2 BIKANER	46086.00
61	PHE023	PHED DIST. RURAL.-1 BIKANER	823507.00
62	PHE024	PHED DIST.RURAL -2 DIV. BIKANER	594755.00
63	PHE026	PHED DIV. BUNDI	256078.00
64	PHE0027	PHED DISTT.RURAL DN. CHITTORGARH	1538520.05
65	PHE028	PHED DN. PRATAPGARH	5496775.00
66	PHE029	PHED DIV. CHURU	58435.00

67	PHE030	PHED DIV. RATANGARH	16289.00
68	PHE033	PHED DN. DUNGARPUR	587723.00
69	PHE034	PHED DIV. DAUSA	2681365.00
70	PHE035	PHED DN. DHOLPUR	1339522.00
71	PHE036	PHED DISTT. DN. SHRI GANGANAGAR	1229186.55
72	PHE037	PHED DIV. HANUMANGARH	46377.00
73	PHE038	PHED DIV. NOHAR	1060054.00
74	PHE039	PHED DN. SURATGARH	460860.00
75	PHE040	CITY NORTH DIV. I JAIPUR (P&D)	853593.00
76	PHE041	CITY DN. I (SOUTH) I JAIPUR	280754.00
77	PHE044	(P&D) PHED DISTT. DIV -1 JAIPUR	2865004.00
78	PHE045	PHED DISTT. DIV. II JAIPUR	2482712.00
79	PHE046	PHED DRILING DIV. JAIPUR	1344044.00
80	PHE048	PHED CITY DN. JAISALMER	1455345.00
81	PHE050	PHED DIV. JALORE	183292.30
82	PHE051	PHED DIV. BHINMAL	7068852.00
83	PHE052	PHED DIV. JHALAWAR	298298.00
84	PHE054	PHED P&D (CITY) DN.-1 JODHPUR	6190921.00
85	PHE055	PHED P&D-2 (CITY) DN. JODHPUR	0.00
86	PHE057	DISTT. DIV. PHALODI, JODHPUR	940588.00
87	PHE058	RURAL PHED DISTT.-2 JODHPUR	7839783.00
88	PHE059	PHED RJLC-1 JODHPUR	1464833.00
89	PHE060	PHED RJLC-2 DN. JODHPUR	2285.00
90	PHE061	PHED DRILLING DN. JODHPUR	428343.00
91	PHE062	PHED RJLC-3 PHALODI	62751.00
92	PHE063	PHED DISTT. DN.-1 JODHPUR	2571796.00
93	PHE064	PHED JLC-6 DIV. PHALODI	17609.00
94	PHE065	PHED CITY DN.-1 KOTA	359064.00
95	PHE066	(P&D) PHED CITY DN.-II KOTA	1390929.00
96	PHE067	(R&D) PHED RURAL DN. KOTA	1104356.55
97	PHE068	(DISTT) PHED DRILLING DIV. KOTA	39071.10
98	PHE069	PHED DIV. NAGAU	803851.00
99	PHE070	PHED DIV. DEEDWANA	304824.00
100	PHE071	PHED DIV. MERATA CITY	2163871.70
101	PHE072	PHED DRILLING DN. NAGAU	1195958.00
102	PHE073	PHED DIV. PALI	76048.00
103	PHE074	PHED DIV. SOJAT CITY	75190.00
104	PHE076	PHED DIV. RAJSAMAND	71326.00
105	PHE077	PHED DIV. SAWAI MADHOPUR	708821.50
106	PHE078	PHED DN. HINDAUN CITY	370556.00
107	PHE079	PHED DIV. SIKAR	34842.00
108	PHE080	PHED DIV. NEEM KA THANA	997704.00
109	PHE081	PHED DIV. SIROHI	160053.59
110	PHE082	PHED DIV. TONK	303098.00
111	PHE083	CITY DN. I DN. (P&D) UDAIPUR	7925456.00
112	PHE084	CITY DN.II (R&C) UDAIPUR	2060715.00
113	PHE085	DISTT. RURAL DIV. UDAIPUR	39641.00

114	PHE086	PHED DN. SALUMBER	780641.00
115	PHE087	PHED DRILLING DN. UDAIPUR	36537.00
116	PHE088	PHED CITY DIV. II (SOUTH) JAIPUR (REVENUE)	49639.00
117	PHE090	PHED DN. FAALNA	-39646.00
118	PHE091	PHED DN. BEHROR	1658420.00
119	PHE092	PHED DIV. ANOOPGARH	180403.00
120	PHE093	PHED DIV. KHETRI	281223.00
121	PHE094	PHED DN. MAKRANA	28766.00
122	PHE096	PHED CONSTRUCTION DIV. JODHPUR	696553.00
123	PHE097	PHED DN. RAMGANJMANDI	698052.00
124	PHE108	PHED DISTT. DIV. JHUNJHUNU	2619.00
125	PHE111	PHED DN.(PMC-7) SARDARSAHAR	15339.00
126	PHE117	F.A. & C.A.O. R.W.S. & S.M.B.	0.00
		PHE TOTAL	93197908.93
127	PWD010	PWD DIVISON-2 ALWAR	205331.15
128	PWD016	PWD DIVISION BARMER	1278452.00
129	PWD018	PWD DIVISION BALOTRA	-63878.70
130	PWD031	PWD MECHANICAL DIVISION BIKANER	31021.00
131	PWD032	PWD ELECTRICAL DIVISION BIKANER	74269.00
132	PWD036	PWD DIVISION CHURU	5031587.75
133	PWD045	PWD CITY DIVISION-1 JAIPUR	4931012.00
134	PWD046	PWD CITY DIVISION-2 JAIPUR	66299.00
135	PWD049	PWD DIV.BASSI,(RENAME PWD DISTT. DIV NORTH JAIPUR)	0.00
136	PWD050	PWD DIV. DUDU (RENAME PWD DISTT. DIV. SOUTH JAIPUR)	280558.00
137	PWD054	PWD MECHANICAL DIVISION-1 JAIPUR	1255360.57
138	PWD055	PWD MECHANICAL DIVISION-2 JAIPUR	3169773.00
139	PWD060	PWD B&R DISTT. DIVISION JALORE	226313.00
140	PWD062	PWD DIVISION JHUNJHUNU	0.00
141	PWD066	PWD DISTT. DIVISION-1 JODHPUR	5633490.00
142	PWD068	PWD ELECTRICAL DIVISION-I, JODHPUR	2314640.92
143	PWD070	PWD DISTT. DIVISION PHALODI	0.00
144	PWD071	PWD DISTT. DIVISION JHALAWAR	0.00
145	PWD072	PWD DISTT. DIVISION KOTA (RENAMED OF PWD DISTT.DI	2393017.00
146	PWD073	PWD CITY DIVISION KOTA	3127402.00
147	PWD076	PWD MECHANICAL DIVISION KOTA	292615.00
148	PWD077	PWD DIVISION NAGAU	7091246.30
149	PWD078	PWD DIVISION DEEDWANA	4079816.10
150	PWD079	PWD DIVISION PALI	0.00
151	PWD081	PWD DIVISION SOJAT CITY	214614.95
152	PWD084	PWD DIVISION KAROLI	0.00
153	PWD091	PWD DIVISION HANUMANGARH (RE-NAMED OF PWD IGNP DIV)	5894759.00

154	PWD094	PWD DIVISION TONK	1620482.00
155	PWD096	PWD CITY DIVISION-1 UDAIPUR	585666.00
156	PWD102	PWD MECHANICAL DIVISION UDAIPUR	652591.00
157	PWD103	PWD ELECTRICAL DIVISION UDAIPUR	0.00
158	PWD104	PWD DIVISION MERATA CITY	873723.00
159	PWD107	PWD ELECTRICAL DIVISION-2 JAIPUR	306460.00
160	PWD109	PWD R.L.A. PROJECT DIVISION4 JAIPUR	377889.00
161	PWD112	Xen PWD N.H.W. DIV BARAN (Renamed from Jhalawar)	-131187.00
162	PWD115	PWD CITY DIV ,AJMER	8720325.00
163	PWD116	PWD DISTT DIV, AJMER	12196301.00
164	PWD118	PWD DIV I BANSWARA	332616.00
165	PWD119	PWD DN. GHATOL PRE NAME PWD DIV II BANSWARA	0.00
166	PWD122	PWD DIV -I, BHARATPUR(PRE NAME PWD DIV , BHARATPUR	2599170.00
167	PWD127	PWD DIV,BUNDI	3346048.00
168	PWD128	PWD DISTT. DIV - I,BIKANER(PRIVIOUS NAME PWD	619575.00
169	PWD130	PWD DISTT.DIV.-II BIKANER(PRE NAME PWD DIV ,K	0.00
170	PWD134	PWD DIV, DAUSA	2225879.00
171	PWD135	PWD DIV,DHOLPUR	3606794.00
172	PWD137	PWD DIV, BARRI	4901387.00
173	PWD139	PWD CITY DIV III,JAIPUR	1848076.25
174	PWD140	PWD Dn. FATEHPUR PRENAME PWD DIV-II, SIKAR	1876900.00
175	PWD142	PWD NHW DIV, JAIPUR	0.00
176	PWD143	PWD CONSTR. DIV ,JAIPUR	1955828.00
177	PWD145	PWD CITY DIV, JODHPUR	4084552.00
178	PWD147	PWD DIV, RAJSAMAND	270064.50
179	PWD149	PWD NHW DIV, KOTA	8108810.00
180	PWD153	PWD DIV, NOHAR	0.00
181	PWD154	PWD DIV, SURATGARH	146673.00
182	PWD155	PWD DIV, SALUMBAR	467090.00
183	PWD156	PWD DN. KHERWARA (PWD DISTT. DN-I ,UDAIPUR12/2011)	4079295.00
184	PWD158	PWD DISTT. DIV.-II , UDAIPUR	116119.00
185	PWD33B	PWD DIV,RATANGARH(PRE NAME PWD NHW DIV,RATANGAR	82989.00
186	PWD37B	PWD DIVISION SARDARSHAHAR (Changed from March 2002	0.00
187	PWD86A	PWD DIVISION SIKAR	8716435.35
188	PWD87A	PWD DN. BHINMAL	198055.00
		PWD TOTAL	122312305.14
		DUMMY FIGURE FOR BROADSHEET	-46813161.75
		TOTAL	247525655.43

Annexure-'2'

STATEMENT-IV

STATEMENT SHOWING ARREARS IN RECONCILIATION OF FORM 51

S.N	D.N. CODE	DIVISION NAME	FROM	TO	NO. OF FORM 51
1	PWD 116	PWD DISTT. DIV. AJMER	12/2015	03/2016	4
2	PWD 234	.PWD ELE DIV II JODHPUR	10/2015	03/2016	6
3	PWD 244	PWD SMS MED. COLL JAIPUR	-	03/2016	1
4	PWD 196	PWD DIV MALPURA	12/2015	03/2016	4
5	IRR 009	IRR DIV. CHHABRA	03/2015	03/2016	13
6	IRR 025	IRR DIV. JHALAWAR	02/2016	03/2016	2
7	IRR 184	KALI SINDH PROJ DIV. JHALAWAR	03/2015	03/2016	13
8	IRR 029	IRR. DIV. KOTA	02/2016	03/2016	2
9	PHE 042	PHED CITY DN III NORTH JAIPUR	10/2015	03/2016	06
10	PHE 159	PHED DIV MAHUWA	04/2015	03/2016	12
11	PHE 150	CIITY DIV III(SOUTH) JAIPUR	01/2016	03/2016	3
12	PHE 053	PHED DIV. JHUNJHUNU	02/2016	03/2016	2
		TOTAL			68

ABSTRACT

S.N.	NAME OF DEPTT.	NO. OF DIVISIONS	OUTSTANDING NO. OF FORM-51 AS ON 03/2022
1	PWD	4	15
2	PHED	4	23
3	WRD	4	30
4	IGNP	-	-
5	CAD	-	-
	TOTAL	12	68

Annexure-3

Irregularity found during validation of Vouchers
Voucher Validation report 4/2021 to 3/2022

Month	Total No. of Voucher received from Treasuries	Total No. of voucher provided by VLC/IM Server for Validation	No. of Voucher in which Validation done	Total No. of voucher in which irregularities found in	Percentage of Irregularities during month
4/2021	443	2	1	0	0
5/2021	5285	810	810	25	3.09
6/2021	3855	707	707	76	10.75
7/2021	4706	108	108	42	38.89
8/2021	25033	1027	1027	98	9.54
9/2021	21153	893	893	99	11.09
10/2021	34575	1689	1689	120	7.10
11/2021	20671	1246	1246	87	6.98
12/2021	21440	1519	1519	7	0.46
01/2022	21231	1096	1096	31	2.83
02/2022	31427	2419	2419	165	6.82
03/2022	69945	4503	4503	221	4.91
Total	259764	16019	16018	971	6.06

Appendix-A

Statement showing names of divisions where imprest was granted in excess of authorized Limits and not adjusted.

S. No.	Name of division	Deptt.	Outstanding balance (in Lakh)	Para no. of Part-II-A & B	Period of I.R.	Category of defects
1	2	3		5	6	7
-	-	-	-	-	-	-

ABSTRACT

Name of Deptt.	No. of Units	Amount (in lakhs)
PWD	-	-
PHED	-	-
WRD	-	-
IGNP	-	-
CAD	-	-
GWD	-	-
Total	-	-

Appendix – A (1)

Statement showing balances under manufacturing accounts/ Stock Accounts

Category of defects:-

1. Statement showing balance under manufacturing account
2. Statement showing where manufacturing account/Stock accounts were not maintained

Sr. No.	Name of Division	Deptt.	Outstanding Amount (in lakh)	Para No. of Part – II - A & B	Period of IR	Category of Defects
1	2	3	4	5	6	7
1.	Xen PWD Dn.RajakheraDholpur	PWD	-	6(9)	4/19 to 3/21	2
2.	Xen PWD Dn. Deedwana	PWD	-	7(9)	4/19 to 3/21	2
3.	Xen PWD Dn. Parbatsar	PWD	-	7(9)	4/19 to 3/21	2
4.	Xen PWD Dn. Degana	PWD	-	7(9)	4/19 to 3/21	2
5.	Xen PWD Dn. Beawer	PWD	-	7(11)	4/19 to 3/21	2
6.	Xen PWD Dn. Pali	PWD	-	5(8)	4/19 to 3/21	2
7.	Xen PWD Dn. Nawalgarh	PWD	-	5(8)	4/19 to 3/21	2
8.	Xen PWD City Dn. I Jaipur	PWD	-	8(14)	4/20 to 3/21	2
9.	Xen PWD Dn. Khetari	PWD	-	6(8)	4/19 to 3/21	2
10.	Xen PWD Dn. Sanchoe	PWD	-	9(4)	4/16 to 3/21	2
11.	Xen PWD Dist. Dn. I Jodhpur	PWD	-	6(9)	4/19 to 3/21	2
12.	Xen PWD Dn. NCRBP Alwar	PWD	-	4(9)	4/19 to 3/21	2
13.	Xen PWD Dn. Dausa	PWD	-	6(8)	4/20 to 3/21	2
14.	Xen PWD Dn. Phulera	PWD	-	6(9)	4/20 to 3/21	2
15.	Xen PWD Dn. Itawa	PWD	-	8(11)	4/19 to 3/21	2
16.	Xen PWD Dn. Jhalwar	PWD	-	8(11)	4/19 to 3/21	2
17.	Xen PWD Dn. Barmer	PWD	-	10(9)	4/19 to 3/21	2
18.	Xen PWD Dn. Sapotara	PWD	-	5(9)	4/19 to 3/21	2
19.	Xen PWD Dn. Banswara	PWD	-	6(6)	4/19 to 3/21	2
20.	Project Director PPP PWD Kota	PWD	-	5(5)	4/19 to 3/21	1
21.	Xen PWD Dn. Sagwara	PWD	-	7(th)	4/19 to 3/21	2
22.	Xen PWD Dn. Salumber	PWD	-	7(9)	4/18 to 3/21	2
23.	Xen PWD Dn. Sikar	PWD	-	8(9)	4/20 to 3/21	2
24.	Xen PWD Dn. Neemkathana	PWD	-	7(4)	4/20 to 3/21	2
25.	XEN, PHED, Div-Dausa	PHED	-	14(15)	4/18 to 3/2020	2
26.	XEN, PHED, Dist.Rural Dn.-II Jaipur	PHED	-	11(8)	4/20 to 3/2021	2
27.	XEN, PHED, Dist. Rural Dn.-III Dudu (Jaipur)	PHED	-	6(6)	4/20 to 3/2021	2
28.	XEN PHED Project Dn.-II (North) Jaipur	PHED	-	5(6)	4/20 to 3/2021	2
29.	XEN PHED City Dn.-IV (North) Jaipur	PHED	-	6(6)	4/20 to 3/2021	2
30.	XEN PHED City Dn.-III (North) Jaipur	PHED	-	5(9)	4/20 to 3/2021	2

Sr. No.	Name of Division	Deptt.	Outstanding Amount (in lakh)	Para No. of Part – II - A & B	Period of IR	Category of Defects
1	2	3	4	5	6	7
31.	XEN PHED City Dn.-II (South) Jaipur	PHED	-	7(8)	4/20 to 3/2021	2
32.	XEN PHED Project Dn.-Taranagar (Churu)	PHED	-	4(6)	4/14 to 3/2021	2
33.	XEN PHED Project Dn.-I (CDBP) Bharatpur	PHED	-	6(6)	4/16 to 3/2021	2
34.	XEN PHED Dist.Dn.-II Jodhpur	PHED	-	8(9)	4/17 to 3/2021	2
35.	XEN PHED Dn.-Karansana Nohar	PHED	-	6(8)	4/16 to 3/2021	2
36.	XEN PHED Dist. Dn.-III Jodhpur	PHED	-	7(9)	4/17 to 3/2021	2
37.	XEN PHED Project Dn.-II Bharatpur	PHED	-	5(6)	12/18 to 3/2021	2
38.	XEN PHED Dn.- Churu	PHED	-	5(6)	4/19 to 3/2021	2
39.	XEN PHED Dist. Dn.- Phalodi	PHED	-	11(9)	4/17 to 3/2021	2
40.	XEN PHED Project Dn.-Madalgarh (Bhilwara)	PHED	-	5(6)	4/19 to 3/2021	2
41.	XEN PHED Dn.- Hanumangarh	PHED	-	6(6)	4/19 to 3/2021	2
42.	XEN PHED Dn.-Gulabpura (Bhilwara)	PHED	-	5(6)	4/19 to 3/2021	2
43.	XEN PHED City Dn.- Jhunjhunu	PHED	-	5(6)	4/18 to 3/2021	2
44.	XEN PHED Dn.- Kishangarh (Ajmer)	PHED	-	8(6)	4/20 to 3/2021	2
45.	XEN PHED Project - I Dn.- Barmer	PHED	-	6(6)	4/17 to 3/2021	2
46.	XEN PHED PMC Dn.- Makrana (Nagaur)	PHED	-	6(6)	4/20 to 3/2021	
47.	XEN PHED Project Dn.- Bundi	PHED	-	5(6)	4/18 to 3/2021	2
48.	XEN PHED Dn.- Merta city (Nagaur)	PHED	-	9(6)	4/19 to 3/2021	2
49.	XEN PHED PMC Dn.- Deedwana (Nagaur)	PHED	-	7(6)	4/19 to 3/2021	2
50.	XEN PHED Project Dn.- I Pali	PHED	-	4(6)	4/17 to 3/2021	2
51.	XEN PHED Dn.- AbuRoad (Sirohi)	PHED	-	7(6)	4/16 to 3/2021	2
52.	XEN PHED Project Dn.- II Banswara	PHED	-	4(6)	First Audit to 3/2021	2
53.	XEN PHED Project Dn.- I Banswara	PHED	-	6(6)	2/14 to 3/2021	2
54.	XEN PHED Project Dn.- I Jhalawar	PHED	-	4(6)	4/18 to 3/2021	2
55.	XEN PHED Dist. Dn.-I Jaipur	PHED	-	8(6)	4/20 to 3/2021	2
56.	XEN WRD Dn.-I Hanumangarh	WRD	-	10(6)	04/2019 to 03/2021	2
57.	XEN 16 th Dn. IGNP, Bikaner	IGNP	-	15(1)	04/2013 to 03/2021	1,2

ABSTRACT

Name of Deptt.	No. of Units	Amount (in lakhs)
PWD	24	-
PHED	31	-
WRD	1	-
IGNP	1	-
CAD	-	-
GWD	-	-
Total	57	-

Appendix – A (2)

Sale Tax/ Income Tax/ Royalty/ Security Deposit/ Insurance/ Custom Duty/ Patrakar Kalyan Kosh/ Excise duty/ Environment Management Fund Labour cess / Stamp Duty/ Supervision Charges/ DMGT/ GST/ Pro-rata charges.

Category of defects:-

1. Non recovery of Royalty 2. DMFT 3. SD 4. Interest from Running Bill 5.Labour Cess

Sr. No.	Name of Division	Deptt.	Outstanding Amount (in lakh)	Para No. of Part – II - A & B	Period of IR	Category of Defects
1	2	3	4	5	6	7
1.	Xen PWD Dn. Bhinmal	PWD	1.63	4(4),5	4/19 to 3/21	
2.	Xen PWD Dn. Parbatsar	PWD	0	1(2,3)	4/19 to 3/21	
3.	Xen PWD Dn. Degana	PWD	0.45	5	4/19 to 3/21	
4.	Xen PWD Dn. Khetari	PWD	3.58	1(3)	4/19 to 3/21	
5.	Xen PWD Dn. Itawa	PWD	4.12	6	4/19 to 3/21	
6.	Xen PWD Dn. Jhalwar	PWD	0	5	4/19 to 3/21	
7.	Xen PWD Dn. Barmer	PWD	3.03	1(4),3(6)	4/19 to 3/21	
8.	Xen PWD Dn. Sapotara	PWD	0.78	2(8)	4/19 to 3/21	
9.	XEN, PHED, Div-Dausa	PHED	4.61	1(5,6,7),2(3,5),3(3,4),4(3,4),6(1),7(2,3),10(a,b)	4/18 to 3/2020	
10.	XEN, PHED, Dist.Rural Dn.-II Jaipur	PHED	0.0	2(5)	4/20 to 3/2021	
11.	XEN PHED Project Dn.-II (North) Jaipur	PHED	5868.00	1(1)	4/20 to 3/2021	
12.	XEN PHED City Dn.-III (North) Jaipur	PHED	0.0	3(7)	4/20 to 3/2021	
13.	XEN PHED Project Dn.-Taranagar (Churu)	PHED	411.14	1(1,4)	4/14 to 3/2021	
14.	XEN PHED Project Dn.-I (CDBP) Bharatpur	PHED	6.28	2(1,3),	4/16 to 3/2021	
15.	XEN PHED Dist.Dn.-II Jodhpur	PHED	31.92	1(7-a,b)	4/17 to 3/2021	
16.	XEN PHED Dist. Dn.-III Jodhpur	PHED	0.64	6(1,2,3)	4/17 to 3/2021	
17.	XEN PHED Dn.- Churu	PHED	0.31	1(2)	4/19 to 3/2021	
18.	XEN PHED Dn.- Hanumangarh	PHED	0.76	3(1,2)	4/19 to 3/2021	
19.	XEN PHED PMC Dn.-II Jayal (Nagaur)	PHED	00	2(13-i)	4/14 to 3/2021	
20.	XEN PHED City Dn.- Jhunjhunu	PHED	0.94	1(3),4(1,2)	4/18 to 3/2021	
21.	XEN PHED Project - I Dn.- Barmer	PHED	14.56	1(5,6),3(2)	4/17 to 3/2021	

Sr. No.	Name of Division	Deptt.	Outstanding Amount (in lakh)	Para No. of Part – II - A & B	Period of IR	Category of Defects
1	2	3	4	5	6	7
22.	XEN PHED Dn.- Merta city (Nagaur)	PHED	6.31	2(4)	4/19 to 3/2021	
23.	XEN PHED PMC Dn.- Deedwana (Nagaur)	PHED	14.78	4	4/19 to 3/2021	
24.	XEN PHED Dn.- AbuRoad (Sirohi)	PHED	51.26	1(3),2(1),5	4/16 to 3/2021	
25.	XEN PHED Project Dn.- II Banswara	PHED	1.17	1(4)	First Audit to 3/2021	
26.	XEN PHED Project Dn.- I Jhalawar	PHED	0.24	1(6)	4/18 to 3/2021	
27.	XEN PHED Dist. Dn.-I Jaipur	PHED	1.32	2(3,4)	4/20 to 3/2021	
28.	XEN 16 th Division IGNP, Bikaner	IGNP	0.31	14(2)	04/2013 to 03/2021	2
29.	XEN WRD Div-I Hanumangarh	WRD	0.16	8	04/2019 to 03/2021	1
	-do-	WRD	2.14	3(3)	04/2019 to 03/2021	5

ABSTRACT

Name of Deptt.	No. of Units	Amount (in lakhs)
PWD	8	13.59
PHED	19	6409.63
WRD	1	2.14
IGNP	1	0.31
CAD	-	-
GWD	-	-
Total	29	6425.67

Appendix-A2(i)

Statement showing cases of non-deduction of stamp duty

S. No.	Name of division	Deptt.	Amount (in Lakh)	Para no. of Part-II-A & B	Period of I.R.	Category of defects
1	2	3		5	6	7
1	XEN 16th Division IGNP, Bikaner	IGNP	.05	4(3)	04/2013 to 03/2021	-
2	C.E. GWD, Jodhpur	GWD	.025	5(1)	04/2019 to 03/2021	-

ABSTRACT

Name of Deptt.	No. of Units	Amount (in lakhs)
PWD	-	-
PHED	-	-
WRD	-	-
IGNP	1	.05
CAD	-	-
GWD	1	.025
Total	2	.075

Appendix-A2(ii)

Lack of 1-labour insurance 2- labour Registration

S. No.	Name of division	Deptt.	Outstanding balance (in Lakh)	Para no. of Part-II-A & B	Period of I.R.	Category of defects
1	2	3		5	6	7
1	XEN 16 th Division IGNP, Bikaner	IGNP	-	2(4)	04/2013 to 03/2021	2

ABSTRACT

Name of Deptt.	No. of Units	Amount (in lakhs)
PWD	-	-
PHED	-	-
WRD	-	-
IGNP	1	-
CAD	-	-
GWD	-	-
Total	1	-

Appendix-A2(iii)

Statement showing cases of non-recoveries of Design & Drawing

S. No.	Name of division	Deptt.	Outstanding balance (in Lakh)	Para no. of Part-II-A & B	Period of I.R.	Category of defects
1	2	3		5	6	7
-	-	-	-	-	-	-

ABSTRACT

Name of Deptt.	No. of Units	Amount (in lakhs)
PWD	-	-
PHED	-	-
WRD	-	-
IGNP	-	-
CAD	-	-
GWD	-	-
Total	-	-

Appendix-B

Statement showing names of the Divisions, where defects were seen in maintenance of MAS Accounts.

Category of Defects:-

1. MAS Accounts were not maintained.
2. MAS Accounts were maintained for few work only.
3. Annual physical verification of MAS Accounts were not maintained.
4. Balance were not tallied with book balance.

Sr. No.	Name of Division	Deptt.	Outstanding Amount (in lakh)	Para No. of Part – II - A & B	Period of IR	Category of Defects
1	2	3	4	5	6	7
1.	Xen PWD Dn. Rajakhera Dholpur	PWD	-	6(3)	4/19 to 3/21	1
2.	Xen PWD Dn. Bhinmal	PWD	-	7(1)	4/19 to 3/21	1
3.	Xen PWD Dn. Deedwana	PWD	-	7(3)	4/19 to 3/21	1
4.	Xen PWD Dn. Parbatsar	PWD	-	7(3)	4/19 to 3/21	1
5.	Xen PWD Dn. Degana	PWD	-	7(3)	4/19 to 3/21	1
6.	Xen PWD Dn. Beawer	PWD	-	7(3)	4/19 to 3/21	1
7.	Xen PWD Dn. Pali	PWD	-	5(3)	4/19 to 3/21	1
8.	Xen PWD Dn. Nawalgarh	PWD	-	5(2)	4/19 to 3/21	1
9.	Xen PWD City Dn. I Jaipur	PWD	-	8(3)	4/20 to 3/21	1
10.	Xen PWD Dn. Khetari	PWD	-	6(3)	4/19 to 3/21	1
11.	Xen PWD Dn. Sanchole	PWD	-	9(3)	4/16 to 3/21	1
12.	Xen PWD Dist. Dn. I Jodhpur	PWD	-	6(5)	4/19 to 3/21	1
13.	Xen PWD Dn. NCRBP Alwar	PWD	-	4(3)	4/19 to 3/21	1
14.	Xen PWD Dn. Dausa	PWD	-	6(3)	4/20 to 3/21	1
15.	Xen PWD Dn. Phulera	PWD	-	6(3)	4/20 to 3/21	1
16.	Xen PWD Dn. Itawa	PWD	-	8(3,4)	4/19 to 3/21	1
17.	Xen PWD Dn. Jhalwar	PWD	-	8(3)	4/19 to 3/21	1
18.	Xen PWD Dn. Barmer	PWD	-	10(3)	4/19 to 3/21	1
19.	Xen PWD Dn. Sapotara	PWD	-	5(3)	4/19 to 3/21	1
20.	Xen PWD Dn. Banswara	PWD	-	6(3)	4/19 to 3/21	1
21.	Xen PWD Dn. Sagwara	PWD	-	7(ga)	4/19 to 3/21	1
22.	Xen PWD Dn. Salumber	PWD	-	7(3)	4/18 to 3/21	1
23.	Xen PWD Dn. Sikar	PWD	-	8(3)	4/20 to 3/21	1
24.	Xen PWD Dn. Neemkathana	PWD	-	7(2)	4/20 to 3/21	1
25.	Xen PWD Dn. Fatehpur	PWD	-	6(3)	4/19 to 3/21	1
26.	XEN, PHED, Div-Dausa	PHED	-	14(3)	4/18 to 3/2020	1

Sr. No.	Name of Division	Deptt.	Outstanding Amount (in lakh)	Para No. of Part – II - A & B	Period of IR	Category of Defects
1	2	3	4	5	6	7
27.	XEN, PHED, Dist.Rural Dn.-II Jaipur	PHED	-	11(3)	4/20 to 3/2021	1
28.	XEN, PHED, Dist. Rural Dn.-III Dudu (Jaipur)	PHED	-	6(3)	4/20 to 3/2021	1
29.	XEN PHED Project Dn.-II (North) Jaipur	PHED	-	5(3)	4/20 to 3/2021	1
30.	XEN PHED City Dn.-IV (North) Jaipur	PHED	-	6(3)	4/20 to 3/2021	1
31.	XEN PHED City Dn.-III (North) Jaipur	PHED	-	5(3)	4/20 to 3/2021	1
32.	XEN PHED City Dn.-II (South) Jaipur	PHED	-	7(3)	4/20 to 3/2021	1
33.	XEN PHED Project Dn.-Taranagar (Churu)	PHED	-	4(3)	4/14 to 3/2021	1
34.	XEN PHED Project Dn.-I (CDBP) Bharatpur	PHED	-	6(3)	4/16 to 3/2021	1
35.	XEN PHED Dist.Dn.-II Jodhpur	PHED	-	8(3)	4/17 to 3/2021	1
36.	XEN PHED Dn.-Karansana Nohar	PHED	-	6(3)	4/16 to 3/2021	1
37.	XEN PHED Dist. Dn.-III Jodhpur	PHED	-	7(3)	4/17 to 3/2021	1
38.	XEN PHED Project Dn.-II Bharatpur	PHED	-	5(3)	12/18 to 3/2021	1
39.	XEN PHED Dn.- Churu	PHED	-	5(3)	4/19 to 3/2021	1
40.	XEN PHED Dist. Dn.- Phalodi	PHED	-	11(3)	4/17 to 3/2021	1
41.	XEN PHED Project Dn.-Madalgarh (Bhilwara)	PHED	-	5(3)	4/19 to 3/2021	1
42.	XEN PHED Dn.- Hanumangarh	PHED	-	6(3)	4/19 to 3/2021	1
43.	XEN PHED Dn.-Gulabpura (Bhilwara)	PHED	-	5(3)	4/19 to 3/2021	1
44.	XEN PHED City Dn.- Jhunjhunu	PHED	-	5(3)	4/18 to 3/2021	1
45.	XEN PHED Dn.- Kishangarh (Ajmer)	PHED	-	8(3)	4/20 to 3/2021	1
46.	XEN PHED Project - I Dn.- Barmer	PHED	-	6(3)	4/17 to 3/2021	1
47.	XEN PHED PMC Dn.- Makrana (Nagaur)	PHED	-	6(3)	4/20 to 3/2021	1
48.	XEN PHED Project Dn.- Bundi	PHED	-	5(3)	4/18 to 3/2021	1
49.	XEN PHED Dn.- Merta city (Nagaur)	PHED	-	9(3)	4/19 to 3/2021	1
50.	XEN PHED PMC Dn.- Deedwana (Nagaur)	PHED	-	7(3)	4/19 to 3/2021	1
51.	XEN PHED Project Dn.- I Pali	PHED	-	4(3)	4/17 to 3/2021	1
52.	XEN PHED Dn.- AbuRoad (Sirohi)	PHED	-	7(3)	4/16 to 3/2021	1
53.	XEN PHED Project Dn.- II	PHED	-	4(3)	First Audit to	1

Sr. No.	Name of Division	Deptt.	Outstanding Amount (in lakh)	Para No. of Part – II - A & B	Period of IR	Category of Defects
1	2	3	4	5	6	7
	Banswara				3/2021	
54.	XEN PHED Project Dn.- I Banswara	PHED	-	6(3)	2/14 to 3/2021	1
55.	XEN PHED Project Dn.- I Jhalawar	PHED	-	4(3)	4/18 to 3/2021	1
56.	XEN PHED Dist. Dn.-I Jaipur	PHED	-	8(3)	4/20 to 3/2021	1
57.	XEN 16 th Division IGNP, Bikaner	IGNP	-	15(3)	04/2013 to 03/2021	1
58.	XEN WRD Div-I Hanumangarh	WRD	-	10(3)	04/2019 to 03/2021	1

ABSTRACT

Name of Deptt.	No. of Units	Amount (in lakhs)
PWD	25	-
PHED	31	-
WRD	1	-
IGNP	1	-
CAD	-	-
GWD	-	-
Total	58	-

Appendix-C

Statement showing names of divisions, whose register of works and Worksabstract were not maintained.

Category of defects:-

1. Works register were not maintained.
2. Works Abstract were not maintained.

Sr. No.	Name of Division	Deptt.	Outstanding Amount (in lakh)	Para No. of Part – II - A & B	Period of IR	Category of Defects
1	2	3	4	5	6	7
1.	Xen PWD Dn.RajakheraDholpur	PWD	-	6(5,6)	4/19 to 3/21	1,2
2.	Xen PWD Dn. Bhinmal	PWD	-	7(4)	4/19 to 3/21	2
3.	Xen PWD Dn. Deedwana	PWD	-	7(5)	4/19 to 3/21	2
4.	Xen PWD Dn. Degana	PWD	-	7(4,5,12)	4/19 to 3/21	2,1
5.	Xen PWD Dn. Beawer	PWD	-	7(4,5),	4/19 to 3/21	1,2
6.	Xen PWD Dn. Pali	PWD	-	5(4,11)	4/19 to 3/21	1,2
7.	Xen PWD Dn. Nawalgarh	PWD	-	5(4,11)	4/19 to 3/21	2
8.	Xen PWD City Dn. I Jaipur	PWD	-	8(4,5)	4/20 to 3/21	1,2
9.	Xen PWD Dn. Khetari	PWD	-	6(4,11)	4/19 to 3/21	1,2
10.	Xen PWD Dn. Sanchoe	PWD	-	9(6,7)	4/16 to 3/21	1,2
11.	Xen PWD Dist. Dn. I Jodhpur	PWD	-	6(2,4)	4/19 to 3/21	1,2
12.	Xen PWD Dn. NCRBP Alwar	PWD	-	4(4,5)	4/19 to 3/21	2,1
13.	Xen PWD Dn. Dausa	PWD	-	6(4,11)	4/20 to 3/21	1,2
14.	Xen PWD Dn. Phulera	PWD	-	6(4,12)	4/20 to 3/21	2
15.	Xen PWD Dn. Itawa	PWD	-	8(5)	4/19 to 3/21	1
16.	Xen PWD Dn. Jhalwar	PWD	-	8(4,5)	4/19 to 3/21	2,1
17.	Xen PWD Dn. Barmer	PWD	-	10(4,5)	4/19 to 3/21	
18.	Xen PWD Dn. Sapotara	PWD	-	5(4,5)	4/19 to 3/21	1,2
19.	Xen PWD Dn. Banswara	PWD	-	6(4,5)	4/19 to 3/21	1,2
20.	Project Director PPP PWD Kota	PWD	-	5(1,)	4/19 to 3/21	2
21.	Xen PWD Dn. Sagwara	PWD	-	7(gha,rha)	4/19 to 3/21	1,2
22.	Xen PWD Dn. Salumber	PWD	-	7(5)	4/18 to 3/21	2
23.	Xen PWD Dn. Sikar	PWD	-	8(4,5)	4/20 to 3/21	2,1
24.	Xen PWD Dn. Fatehpur	PWD	-	6(4,5)	4/19 to 3/21	2,1
25.	XEN, PHED, Div-Dausa	PHED	-	14(4,5)	4/18 to 3/2020	1,2
26.	XEN, PHED, Dist.Rural Dn.-II Jaipur	PHED	-	11(4,5)	4/20 to 3/2021	1,2
27.	XEN, PHED, Dist. Rural Dn.-III Dudu (Jaipur)	PHED	-	6(4,5)	4/20 to 3/2021	2,1
28.	XEN PHED Project Dn.-II (North) Jaipur	PHED	-	5(4,5)	4/20 to 3/2021	1,2

Sr. No.	Name of Division	Deptt.	Outstanding Amount (in lakh)	Para No. of Part – II - A & B	Period of IR	Category of Defects
1	2	3	4	5	6	7
29.	XEN PHED City Dn.-IV (North) Jaipur	PHED	-	6(4,5)	4/20 to 3/2021	1,2
30.	XEN PHED City Dn.-III (North) Jaipur	PHED	-	5(4,5)	4/20 to 3/2021	2,1
31.	XEN PHED City Dn.-II (South) Jaipur	PHED	-	7(4,5)	4/20 to 3/2021	1,2
32.	XEN PHED Project Dn.-Taranagar (Churu)	PHED	-	4(4,5)	4/14 to 3/2021	2,1
33.	XEN PHED Project Dn.-I (CDBP) Bharatpur	PHED	-	6(4,5)	4/16 to 3/2021	2,1
34.	XEN PHED Dist.Dn.-II Jodhpur	PHED	-	8(4,5)	4/17 to 3/2021	2,1
35.	XEN PHED Dn.-Karansana Nohar	PHED	-	6(4,5)	4/16 to 3/2021	1,2
36.	XEN PHED Dist. Dn.-III Jodhpur	PHED	-	7(4,5)	4/17 to 3/2021	2,1
37.	XEN PHED Project Dn.-II Bharatpur	PHED	-	5(4,5)	12/18 to 3/2021	2,1
38.	XEN PHED Dn.- Churu	PHED	-	5(4,5)	4/19 to 3/2021	2,1
39.	XEN PHED Dist. Dn.- Phalodi	PHED	-	11(4,5)	4/17 to 3/2021	2,1
40.	XEN PHED Project Dn.-Madalgarh (Bhilwara)	PHED	-	5(4,5)	4/19 to 3/2021	2,1
41.	XEN PHED Dn.- Hanumangarh	PHED	-	6(4,5)	4/19 to 3/2021	1,2
42.	XEN PHED Dn.-Gulabpura (Bhilwara)	PHED	-	5(4,5)	4/19 to 3/2021	2,1
43.	XEN PHED City Dn.- Jhunjhunu	PHED	-	5(4,5)	4/18 to 3/2021	1,2
44.	XEN PHED Dn.- Kishangarh (Ajmer)	PHED	-	8(4,5)	4/20 to 3/2021	2,1
45.	XEN PHED Project - I Dn.- Barmer	PHED	-	6(4,5)	4/17 to 3/2021	2,1
46.	XEN PHED PMC Dn.- Makrana (Nagaur)	PHED	-	6(4,5)	4/20 to 3/2021	1,2
47.	XEN PHED Project Dn.- Bundi	PHED	-	5(4,5)	4/18 to 3/2021	2,1
48.	XEN PHED Dn.- Merta city (Nagaur)	PHED	-	9(4,5)	4/19 to 3/2021	2,1
49.	XEN PHED PMC Dn.- Deedwana (Nagaur)	PHED	-	7(4,5)	4/19 to 3/2021	2,1
50.	XEN PHED Project Dn.- I Pali	PHED	-	4(4,5)	4/17 to 3/2021	1,2
51.	XEN PHED Dn.- AbuRoad (Sirohi)	PHED	-	7(4,5)	4/16 to 3/2021	1,2
52.	XEN PHED Project Dn.- II Banswara	PHED	-	4(4,5)	First Audit to 3/2021	2,1
53.	XEN PHED Project Dn.- I Banswara	PHED	-	6(4,5)	2/14 to 3/2021	2,1
54.	XEN PHED Project Dn.- I Jhalawar	PHED	-	4(4,5)	4/18 to 3/2021	2,1

Sr. No.	Name of Division	Deptt.	Outstanding Amount (in lakh)	Para No. of Part – II - A & B	Period of IR	Category of Defects
1	2	3	4	5	6	7
55.	XEN PHED Dist. Dn.-I Jaipur	PHED	-	8(4,5)	4/20 to 3/2021	1,2
56.	XEN 16 th Division IGNP, Bikaner	IGNP	-	15(4,5)	04/2013 to 03/2021	1,2
57.	XEN WRD Div-I Hanumangarh	WRD	-	10(4,5)	04/2019 to 03/2021	1,2

ABSTRACT

Name of Deptt.	No. of Units	Amount (in lakhs)
PWD	24	-
PHED	31	-
WRD	1	-
IGNP	1	-
CAD	-	-
GWD	-	-
Total	57	-

Appendix-D

Statement showing defects in maintenance of Contract ledger/Agreement Register.

Category of defects:-

1. Contractor's ledgers were not maintained.
2. Contractor's ledger were not maintained properly.
3. Agreement registers were not maintained /or not maintained properly.
4. Heavy amounts not adjusted

Sr. No.	Name of Division	Deptt.	Outstanding Amount (in lakh)	Para No. of Part – II - A & B	Period of IR	Category of Defects
1	2	3	4	5	6	7
1.	Xen PWD Dn.RajakheraDholpur	PWD	-	6(13)	4/19 to 3/21	3
2.	Xen PWD Dn. Bhinmal	PWD	-	7(6)	4/19 to 3/21	1
3.	Xen PWD Dn. Deedwana	PWD	-	7(6,8)	4/19 to 3/21	4,1
4.	Xen PWD Dn. Beawer	PWD	-	7(8)	4/19 to 3/21	2
5.	Xen PWD Dn. Pali	PWD	-	5(5,7)	4/19 to 3/21	1,4
6.	Xen PWD Dn. Nawalgarh	PWD	-	5(5)	4/19 to 3/21	1
7.	Xen PWD Dn. Khetari	PWD	-	6(5)	4/19 to 3/21	1
8.	Xen PWD Dn. Sanchore	PWD	-	9(5,8)	4/16 to 3/21	1,2
9.	Xen PWD Dist. Dn. I Jodhpur	PWD	-	6(7)	4/19 to 3/21	1
10.	Xen PWD Dn. NCRBP Alwar	PWD	-	6(6)	4/19 to 3/21	1
11.	Xen PWD Dn. Dausa	PWD	-	6(5)	4/20 to 3/21	1
12.	Xen PWD Dn. Itawa	PWD	-	8(6,8)	4/19 to 3/21	1
13.	Xen PWD Dn. Jhalwar	PWD	-	8(2)	4/19 to 3/21	1
14.	Xen PWD Dn. Barmer	PWD	-	10(6,14)	4/19 to 3/21	3,1
15.	Xen PWD Dn. Sapotara	PWD	-	5(8)	4/19 to 3/21	1
16.	Xen PWD Dn. Banswara	PWD	-	6(9)	4/19 to 3/21	2
17.	Xen PWD Dn. Sagwara	PWD	-	7(ch)	4/19 to 3/21	4
18.	Xen PWD Dn. Sikar	PWD	-	8(12)	4/20 to 3/21	1
19.	Xen PWD Dn. Fatehpur	PWD	-	6(6,7)	4/19 to 3/21	3,1
20.	XEN, PHED, Div-Dausa	PHED	-	14(8,9)	4/18 to 3/2020	1,3
21.	XEN, PHED, Dist.Rural Dn.-II Jaipur	PHED	-	11(7,11)	4/20 to 3/2021	1,3
22.	XEN, PHED, Dist. Rural Dn.-III Dudu (Jaipur)	PHED	-	6(9,10)	4/20 to 3/2021	1,3
23.	XEN PHED Project Dn.-II (North) Jaipur	PHED	-	5(9)	4/20 to 3/2021	1
24.	XEN PHED City Dn.-IV (North)	PHED	-	6(9)	4/20 to 3/2021	1

Sr. No.	Name of Division	Deptt.	Outstanding Amount (in lakh)	Para No. of Part – II - A & B	Period of IR	Category of Defects
1	2	3	4	5	6	7
	Jaipur					
25.	XEN PHED City Dn.-III (North) Jaipur	PHED	-	5(12)	4/20 to 3/2021	1
26.	XEN PHED City Dn.-II (South) Jaipur	PHED	-	7(6,7)	4/20 to 3/2021	3,1
27.	XEN PHED Project Dn.-Taranagar (Churu)	PHED	-	4(9,10)	4/14 to 3/2021	3,1
28.	XEN PHED Project Dn.-I (CDBP) Bharatpur	PHED	-	6(8,9)	4/16 to 3/2021	3,1
29.	XEN PHED Dist.Dn.-II Jodhpur	PHED	-	8(7,12)	4/17 to 3/2021	3,1
30.	XEN PHED Dn.-Karansana Nohar	PHED	-	6(6,7)	4/16 to 3/2021	1,3
31.	XEN PHED Dist. Dn.-III Jodhpur	PHED	-	7(7,12)	4/17 to 3/2021	3,1
32.	XEN PHED Project Dn.-II Bharatpur	PHED	-	5(8,9)	12/18 to 3/2021	3,1
33.	XEN PHED Dn.- Churu	PHED	-	4(4),5(9)	4/19 to 3/2021	
34.	XEN PHED Dist. Dn.- Phalodi	PHED	-	11(12)	4/17 to 3/2021	1
35.	XEN PHED Project Dn.-Madalgarh (Bhilwara)	PHED	-	5(8,9)	4/19 to 3/2021	3,1
36.	XEN PHED Dn.- Hanumangarh	PHED	-	5(3),6(9)	4/19 to 3/2021	3,1
37.	XEN PHED Dn.-Gulabpura (Bhilwara)	PHED	-	5(8,9)	4/19 to 3/2021	3,1
38.	XEN PHED City Dn.- Jhunjhunu	PHED	-	5(9)	4/18 to 3/2021	1
39.	XEN PHED Dn.- Kishangarh (Ajmer)	PHED	-	8(9)	4/20 to 3/2021	1
40.	XEN PHED Project - I Dn.- Barmer	PHED	-	6(8,9)	4/17 to 3/2021	3,1
41.	XEN PHED PMC Dn.- Makrana (Nagaur)	PHED	-	6(9,10)	4/20 to 3/2021	3,1
42.	XEN PHED Project Dn.- Bundi	PHED	-	5(9,10)	4/18 to 3/2021	3,1
43.	XEN PHED Dn.- Merta city (Nagaur)	PHED	-	9(9)	4/19 to 3/2021	1
44.	XEN PHED PMC Dn.- Deedwana (Nagaur)	PHED	-	7(9,10)	4/19 to 3/2021	3,1
45.	XEN PHED Project Dn.- I Pali	PHED	-	4(9)	4/17 to 3/2021	1
46.	XEN PHED Dn.- AbuRoad (Sirohi)	PHED	-	7(9)	4/16 to 3/2021	1
47.	XEN PHED Project Dn.- II Banswara	PHED	-	4(9,10)	First Audit to 3/2021	3,1
48.	XEN PHED Project Dn.- I Banswara	PHED	-	6(9,10)	2/14 to 3/2021	3,1
49.	XEN PHED Project Dn.- I Jhalawar	PHED	-	4(9,10)	4/18 to 3/2021	3,1
50.	XEN PHED Dist. Dn.-I Jaipur	PHED	-	8(6,7)	4/20 to 3/2021	3,1
51.	XEN WRD Div-I Hanumangarh	WRD	-	10(10)	04/2019 to	1

Sr. No.	Name of Division	Deptt.	Outstanding Amount (in lakh)	Para No. of Part – II - A & B	Period of IR	Category of Defects
1	2	3	4	5	6	7
					03/2021	
52.	XEN 16 th Division IGNP, Bikaner	IGNP	-	15(10)	04/2013 to 03/2021	1

ABSTRACT

Name of Deptt.	No. of Units	Amount (in lakhs)
PWD	19	-
PHED	31	-
WRD	1	-
IGNP	1	-
CAD	-	-
GWD	-	-
Total	52	-

Appendix-E

Statement showing defects in maintenance of Tool and Plant accounts.

Category of defects:-

1. Tools and Plants accounts were not maintained.
2. Tools and Plant accounts were not maintained properly.

Sr. No.	Name of Division	Deptt.	Outstanding Amount (in lakh)	Para No. of Part – II - A & B	Period of IR	Category of Defects
1	2	3	4	5	6	7
1.	Xen PWD Dn.RajakheraDholpur	PWD	-	6(2)	4/19 to 3/21	1
2.	Xen PWD Dn. Bhinmal	PWD	-	7(2)	4/19 to 3/21	1
3.	Xen PWD Dn. Deedwana	PWD	-	7(2)	4/19 to 3/21	1
4.	Xen PWD Dn. Degana	PWD	-	7(2)	4/19 to 3/21	2
5.	Xen PWD Dn. Beawer	PWD	-	7(2)	4/19 to 3/21	1
6.	Xen PWD Dn. Pali	PWD	-	5(2)	4/19 to 3/21	1
7.	Xen PWD Dn. Nawalgarh	PWD	-	5(2)	4/19 to 3/21	1
8.	Xen PWD City Dn. I Jaipur	PWD	-	8(2)	4/20 to 3/21	1
9.	Xen PWD Dn. Khetari	PWD	-	6(2)	4/19 to 3/21	1
10.	Xen PWD Dn. Sanchore	PWD	-	9(2)	4/16 to 3/21	1
11.	Xen PWD Dist. Dn. I Jodhpur	PWD	-	6(3)	4/19 to 3/21	1
12.	Xen PWD Dn. NCRBP Alwar	PWD	-	4(2)	4/19 to 3/21	1
13.	Xen PWD Dn. Dausa	PWD	-	6(2,7)	4/20 to 3/21	2,3
14.	Xen PWD Dn. Phulera	PWD	-	6(2)	4/20 to 3/21	1
15.	Xen PWD Dn. Itawa	PWD	-	8(2)	4/19 to 3/21	1
16.	Xen PWD Dn. Jhalwar	PWD	-	8(2)	4/19 to 3/21	1
17.	Xen PWD Dn. Barmer	PWD	-	10(2)	4/19 to 3/21	2
18.	Xen PWD Dn. Sapotara	PWD	-	5(2)	4/19 to 3/21	1
19.	Xen PWD Dn. Banswara	PWD	-	6(2)	4/19 to 3/21	2
20.	Xen PWD Dn. Sagwara	PWD	-	7(kh)	4/19 to 3/21	1
21.	Xen PWD Dn. Salumber	PWD	-	7(2)	4/18 to 3/21	2
22.	Xen PWD Dn. Sikar	PWD	-	8(2)	4/20 to 3/21	1
23.	Xen PWD Dn. Neemkathana	PWD	-	7(5)	4/20 to 3/21	1
24.	Xen PWD Dn. Fatehpur	PWD	-	6(2)	4/19 to 3/21	1
25.	XEN, PHED, Div-Dausa	PHED	-	14(2)	4/18 to 3/2020	1
26.	XEN, PHED, Dist.Rural Dn.-II Jaipur	PHED	-	11(2)	4/20 to 3/2021	1
27.	XEN, PHED, Dist. Rural Dn.-III Dudu (Jaipur)	PHED	-	6(2)	4/20 to 3/2021	1
28.	XEN PHED Project Dn.-II (North)	PHED	-	5(2)	4/20 to 3/2021	1

Sr. No.	Name of Division	Deptt.	Outstanding Amount (in lakh)	Para No. of Part – II - A & B	Period of IR	Category of Defects
1	2	3	4	5	6	7
	Jaipur					
29.	XEN PHED City Dn.-IV (North) Jaipur	PHED	-	6(2)	4/20 to 3/2021	1
30.	XEN PHED City Dn.-III (North) Jaipur	PHED	-	5(2)	4/20 to 3/2021	1
31.	XEN PHED City Dn.-II (South) Jaipur	PHED	-	7(2)	4/20 to 3/2021	1
32.	XEN PHED Project Dn.-Taranagar (Churu)	PHED	-	4(2)	4/14 to 3/2021	1
33.	XEN PHED Project Dn.-I (CDBP) Bharatpur	PHED	-	6(2)	4/16 to 3/2021	1
34.	XEN PHED Dist.Dn.-II Jodhpur	PHED	-	8(2)	4/17 to 3/2021	1
35.	XEN PHED Dn.-Karansana Nohar	PHED	-		4/16 to 3/2021	
36.	XEN PHED Dist. Dn.-III Jodhpur	PHED	-	7(2)	4/17 to 3/2021	1
37.	XEN PHED Project Dn.-II Bharatpur	PHED	-	5(2)	12/18 to 3/2021	1
38.	XEN PHED Dn.- Churu	PHED	-	5(2)	4/19 to 3/2021	
39.	XEN PHED Dist. Dn.- Phalodi	PHED	-	11(2)	4/17 to 3/2021	1
40.	XEN PHED Project Dn.-Madalgarh (Bhilwara)	PHED	-	5(2)	4/19 to 3/2021	1
41.	XEN PHED Dn.- Hanumangarh	PHED	-	6(2)	4/19 to 3/2021	1
42.	XEN PHED Dn.-Gulabpura (Bhilwara)	PHED	-	5(2)	4/19 to 3/2021	1
43.	XEN PHED City Dn.- Jhunjhunu	PHED	-	5(2)	4/18 to 3/2021	1
44.	XEN PHED Dn.- Kishangarh (Ajmer)	PHED	-	8(2)	4/20 to 3/2021	1
45.	XEN PHED Project - I Dn.- Barmer	PHED	-	6(2)	4/17 to 3/2021	1
46.	XEN PHED PMC Dn.- Makrana (Nagaur)	PHED	-	6(2)	4/20 to 3/2021	1
47.	XEN PHED Project Dn.- Bundi	PHED	-	5(2)	4/18 to 3/2021	1
48.	XEN PHED Dn.- Merta city (Nagaur)	PHED	-	9(2)	4/19 to 3/2021	1
49.	XEN PHED PMC Dn.- Deedwana (Nagaur)	PHED	-	7(2)	4/19 to 3/2021	1
50.	XEN PHED Project Dn.- I Pali	PHED	-	4(2)	4/17 to 3/2021	1
51.	XEN PHED Dn.- AbuRoad (Sirohi)	PHED	-	7(2)	4/16 to 3/2021	1
52.	XEN PHED Project Dn.- II Banswara	PHED	-	4(2)	First Audit to 3/2021	1
53.	XEN PHED Project Dn.- I Banswara	PHED	-	6(2)	2/14 to 3/2021	1
54.	XEN PHED Project Dn.- I Jhalawar	PHED	-	4(2)	4/18 to 3/2021	1
55.	XEN PHED Dist. Dn.-I Jaipur	PHED	-	8(2)	4/20 to 3/2021	1
56.	XEN WRD Div-I Hanumangarh	WRD	-	10(2)	04/2019 to 03/2021	1

Sr. No.	Name of Division	Deptt.	Outstanding Amount (in lakh)	Para No. of Part – II - A & B	Period of IR	Category of Defects
1	2	3	4	5	6	7
57.	XEN 16 th Division IGNP, Bikaner	IGNP	-	15(2)	04/2013 to 03/2021	1

ABSTRACT

Name of Deptt.	No. of Units	Amount (in lakhs)
PWD	24	-
PHED	31	-
WRD	1	-
IGNP	1	-
CAD	-	-
GWD	-	-
Total	57	-

Appendix-F

Statement showing names of divisions where irregularities were noticed in maintenance of Store and Stock Accounts.

Category of defects:-

1. Monthly Stock return in form 9 & 10 not submitted or submitted late.
2. Heavy amounts laying under storage were not adjusted at end of year.
3. Physical verification of store were not done.
4. Value a/c of receipts issues of balances of stock not maintained.
5. RSL not sanctioned or stock held in excess.
6. Issue rate were not fixed or revised.
7. Shortage/excess found were not adjusted properly.
8. Delay in information at Sub-Division level stock A/c in Division Account.
9. Issues items not returned to stock by the incumbent.
10. Lack of utilization of pipes lying in stock.
11. Lack of receipt of old excavated pipes in the stock.
12. Lack of inspection of material.
13. Purchase in excess of requirement.
14. Lack of maintenance of Register of use of CID joints.
15. Lack of proper storage and maintenance of pipes.
16. Material at Site Register not maintained.

Sr. No.	Name of Division	Deptt.	Outstanding Amount (in lakh)	Para No. of Part – II - A & B	Period of IR	Category of Defects
1	2	3	4	5	6	7
1.	Xen PWD Dn. Rajakhera Dholpur	PWD	-	6(1)	4/19 to 3/21	1
2.	Xen PWD Dn. Bhinmal	PWD	-	7(1)	4/19 to 3/21	1
3.	Xen PWD Dn. Deedwana	PWD	-	7(1)	4/19 to 3/21	1
4.	Xen PWD Dn. Degana	PWD	-	7(1)	4/19 to 3/21	1
5.	Xen PWD Dn. Beawer	PWD	-	7(1)	4/19 to 3/21	1
6.	Xen PWD Dn. Pali	PWD	-	5(1)	4/19 to 3/21	1
7.	Xen PWD Dn. Nawalgarh	PWD	-	5(1)	4/19 to 3/21	1
8.	Xen PWD City Dn. I Jaipur	PWD	-	8(1)	4/20 to 3/21	1
9.	Xen PWD Dn. Khetari	PWD	-	6(1)	4/19 to 3/21	1
10.	Xen PWD Dn. Sanchore	PWD	-	9(1)	4/16 to 3/21	1
11.	Xen PWD Dist. Dn. I Jodhpur	PWD	-	6(1)	4/19 to 3/21	1
12.	Xen PWD Dn. NCRBP Alwar	PWD	-	4(1)	4/19 to 3/21	1
13.	Xen PWD Dn. Dausa	PWD	-	6(1)	4/20 to 3/21	1
14.	Xen PWD Dn. Phulera	PWD	-	6(1)	4/20 to 3/21	1

Sr. No.	Name of Division	Deptt.	Outstanding Amount (in lakh)	Para No. of Part – II - A & B	Period of IR	Category of Defects
1	2	3	4	5	6	7
15.	Xen PWD Dn. Itawa	PWD	-	8(1)	4/19 to 3/21	4
16.	Xen PWD Dn. Barmer	PWD	-	10(1)	4/19 to 3/21	1
17.	Xen PWD Dn. Sapotara	PWD	-	5(4)	4/19 to 3/21	1
18.	Xen PWD Dn. Banswara	PWD	-	6(1)	4/19 to 3/21	1
19.	Xen PWD Dn. Sagwara	PWD	-	7(k)	4/19 to 3/21	1
20.	Xen PWD Dn. Salumber	PWD	-	7(1)	4/18 to 3/21	1
21.	Xen PWD Dn. Sikar	PWD	-	8(1)	4/20 to 3/21	1,3
22.	Xen PWD Dn. Neemkathana	PWD	-	7(1)	4/20 to 3/21	1
23.	Xen PWD Dn. Fatehpur	PWD	-	6(1)	4/19 to 3/21	1
24.	XEN, PHED, Div-Dausa	PHED	-	2(8,9),7(4), 8(1), 14(1)	4/18 to 3/2020	4,1
25.	XEN, PHED, Dist.Rural Dn.-II Jaipur	PHED	-	11(1)	4/20 to 3/2021	1
26.	XEN, PHED, Dist. Rural Dn.-III Dudu (Jaipur)	PHED	-	6(1)	4/20 to 3/2021	1
27.	XEN PHED Project Dn.-II (North) Jaipur	PHED	-	5(1)	4/20 to 3/2021	1
28.	XEN PHED City Dn.-IV (North) Jaipur	PHED	-	6(1)	4/20 to 3/2021	1
29.	XEN PHED City Dn.-III (North) Jaipur	PHED	-	5(1)	4/20 to 3/2021	1
30.	XEN PHED City Dn.-II (South) Jaipur	PHED	-	7(1)	4/20 to 3/2021	1
31.	XEN PHED Project Dn.-Taranagar (Churu)	PHED	-	4(1)	4/14 to 3/2021	1
32.	XEN PHED Project Dn.-I (CDBP) Bharatpur	PHED	-	6(1)	4/16 to 3/2021	1
33.	XEN PHED Dist.Dn.-II Jodhpur	PHED	-	8(1)	4/17 to 3/2021	1,3
34.	XEN PHED Dn.-Karansana Nohar	PHED	-	6(1)	4/16 to 3/2021	1
35.	XEN PHED Dist. Dn.-III Jodhpur	PHED	-	7(1)	4/17 to 3/2021	1,3
36.	XEN PHED Project Dn.-II Bharatpur	PHED	-	5(1)	12/18 to 3/2021	1
37.	XEN PHED Dn.- Churu	PHED	-	5(1)	4/19 to 3/2021	2
38.	XEN PHED Dist. Dn.- Phalodi	PHED	112.62	9, 11(1)	4/17 to 3/2021	2,1
39.	XEN PHED Project Dn.-Madalgarh (Bhilwara)	PHED	-	5(1)	4/19 to 3/2021	1
40.	XEN PHED Dn.- Hanumangarh	PHED	-	6(1)	4/19 to 3/2021	1
41.	XEN PHED Dn.-Gulabpura (Bhilwara)	PHED	-	5(1)	4/19 to 3/2021	1
42.	XEN PHED City Dn.- Jhunjhunu	PHED	-	5(1)	4/18 to 3/2021	1
43.	XEN PHED Dn.- Kishangarh (Ajmer)	PHED	-	8(1)	4/20 to 3/2021	1
44.	XEN PHED Project - I Dn.- Barmer	PHED	-	4(1)	4/17 to 3/2021	1

Sr. No.	Name of Division	Deptt.	Outstanding Amount (in lakh)	Para No. of Part – II - A & B	Period of IR	Category of Defects
1	2	3	4	5	6	7
45.	XEN PHED PMC Dn.- Makrana (Nagaur)	PHED	-	6(1)	4/20 to 3/2021	1
46.	XEN PHED Project Dn.- Bundi	PHED	2251.98	1(5),5(1)	4/18 to 3/2021	4,1
47.	XEN PHED Dn.- Merta city (Nagaur)	PHED	-	9(1)	4/19 to 3/2021	1
48.	XEN PHED PMC Dn.- Deedwana (Nagaur)	PHED	-	7(1)	4/19 to 3/2021	1
49.	XEN PHED Project Dn.- I Pali	PHED	-	4(1)	4/17 to 3/2021	1
50.	XEN PHED Dn.- AbuRoad (Sirohi)	PHED	154.92	7(1)	4/16 to 3/2021	1
51.	XEN PHED Project Dn.- II Banswara	PHED	-	4(1)	First Audit to 3/2021	1
52.	XEN PHED Project Dn.- I Banswara	PHED	-	6(1)	2/14 to 3/2021	1
53.	XEN PHED Project Dn.- I Jhalawar	PHED	-	4(1)	4/18 to 3/2021	1
54.	XEN PHED Dist. Dn.-I Jaipur	PHED	-	8(1)	4/20 to 3/2021	1
55.	XEN WRD Div-I Hanumangarh	WRD	-	10(1)	04/2019 to 03/2021	1
56.	IGNP	-	15(3)	04/2013 to 03/2021	16	
	-do-	IGNP	-	15(3)	04/2013 to 03/2021	16

ABSTRACT

Name of Deptt.	No. of Units	Amount (in lakhs)
PWD	23	-
PHED	31	2519.52
WRD	1	-
IGNP	1	-
CAD	-	-
GWD	-	-
Total	56	2519.52

Appendix-G

Statement showing names of divisions where check measurement register not maintained.

Category of defects:-

1. Check Measurement register were not maintained.
2. Check Measurement register were not maintained properly.
3. Hindrance Register not maintained /or not maintained properly.
4. Measurement book not maintained properly/in defective manner.

Sr. No.	Name of Division	Deptt.	Outstanding Amount (in lakh)	Para No. of Part – II - A & B	Period of IR	Category of Defects
1	2	3	4	5	6	7
1.	Xen PWD Dn. Parbatsar	PWD	-	1(4-kha)	4/19 to 3/21	1
2.	Xen PWD Dn. Beawer	PWD	-	7(7)	4/19 to 3/21	1
3.	Xen PWD City Dn. I Jaipur	PWD	-	8(7),4(7)	4/20 to 3/21	1,4
4.	Xen PWD Dn. Sanchore	PWD	-	9(14)	4/16 to 3/21	1
5.	Xen PWD Dist. Dn. I Jodhpur	PWD	-	4(2)	4/19 to 3/21	4
6.	Xen PWD Dn. Itawa	PWD	-	8(7,14)	4/19 to 3/21	1
7.	Xen PWD Dn. Barmer	PWD	-	10(8)	4/19 to 3/21	1
8.	Xen PWD Dn. Sapotara	PWD	-	1(6),5(12)	4/19 to 3/21	3,1
9.	Xen PWD Dn. Banswara	PWD	-	1(2),4(2)	4/19 to 3/21	3
10.	Project Director PPP PWD Kota	PWD	-	5(2)	4/19 to 3/21	1
11.	Xen PWD Dn. Sagwara	PWD	-	4(kha),5(kha)	4/19 to 3/21	3
12.	Xen PWD Dn. Salumber	PWD	-	2(1-kh),4(1-kh),2-kh)	4/18 to 3/21	3
13.	Xen PWD Dn. Neemkathana	PWD	-	1(2-kha),4(3)	4/20 to 3/21	3
14.	Xen PWD Dn. Fatehpur	PWD	-	2(1-kha)	4/19 to 3/21	3
15.	XEN, PHED, Div-Dausa	PHED	-	14(16)	4/18 to 3/2020	1
16.	XEN, PHED, Dist.Rural Dn.-II Jaipur	PHED	-	1(9)11(9)	4/20 to 3/2021	1,2
17.	XEN, PHED, Dist. Rural Dn.-III Dudu (Jaipur)	PHED	-	1(1),6(12)	4/20 to 3/2021	3,1
18.	XEN PHED City Dn.-IV (North) Jaipur	PHED	-	1(5)	4/20 to 3/2021	3
19.	XEN PHED City Dn.-III (North) Jaipur	PHED	-	3(4)	4/20 to 3/2021	2
20.	XEN PHED Project Dn.-Taranagar (Churu)	PHED	-	2(8)	4/14 to 3/2021	3
21.	XEN PHED Project Dn.-I (CDBP)	PHED	-	1(4),6(11)	4/16 to 3/2021	3

Sr. No.	Name of Division	Deptt.	Outstanding Amount (in lakh)	Para No. of Part – II - A & B	Period of IR	Category of Defects
1	2	3	4	5	6	7
	Bharatpur					
22.	XEN PHED Dist.Dn.-II Jodhpur	PHED	-	8(6)	4/17 to 3/2021	1
23.	XEN PHED Dn.-Karansana Nohar	PHED	-	6(9)	4/16 to 3/2021	2
24.	XEN PHED Dist. Dn.-III Jodhpur	PHED	-	7(6)	4/17 to 3/2021	1
25.	XEN PHED Project Dn.-II Bharatpur	PHED	-	5(11)	12/18 to 3/2021	1
26.	XEN PHED Dn.- Churu	PHED	-	1(4),5(18)	4/19 to 3/2021	3,1
27.	XEN PHED Dist. Dn.- Phalodi	PHED	-	11(6)	4/17 to 3/2021	1
28.	XEN PHED Project Dn.-Madalgarh (Bhilwara)	PHED	-	4(3), 5(11)	4/19 to 3/2021	3,1
29.	XEN PHED Dn.- Hanumangarh	PHED	-	1(2,5)2(2), 5(4)6(17)	4/19 to 3/2021	2,1,3
30.	XEN PHED Dn.-Gulabpura (Bhilwara)	PHED	-	5(11)	4/19 to 3/2021	1
31.	XEN PHED City Dn.- Jhunjhunu	PHED	-	1(2),2(2),5(18)	4/18 to 3/2021	2,1
32.	XEN PHED Dn.- Kishangarh (Ajmer)	PHED	-	1(7)	4/20 to 3/2021	3
33.	XEN PHED Dn.- Merta city (Nagaur)	PHED	-	1(4),3(4),5(4)	4/19 to 3/2021	1,3
34.	XEN PHED PMC Dn.- Deedwana (Nagaur)	PHED	-	6(ya)	4/19 to 3/2021	1
35.	XEN PHED Dn.- AbuRoad (Sirohi)	PHED	-	4(3)	4/16 to 3/2021	1
36.	XEN PHED Project Dn.- II Banswara	PHED	-	2	First Audit to 3/2021	2
37.	XEN PHED Project Dn.- I Jhalawar	PHED	-	1(12)	4/18 to 3/2021	3
38.	XEN PHED Dist. Dn.-I Jaipur	PHED	-	3(3)	4/20 to 3/2021	1

ABSTRACT

Name of Deptt.	No. of Units	Amount (in lakhs)
PWD	14	-
PHED	24	-
WRD	-	-
IGNP	-	-
CAD	-	-
GWD	-	-
Total	38	-

Appendix - H

Statement showing names of the Divisions, where half yearly Register were not maintained or maintained in defective manner in Form 12/12A

Category of defects:-

1. Half yearly Registers were not maintained.
2. Half yearly Registers were not maintained properly.
3. Form 11 was not received from Sub Divisions.

Sr. No.	Name of Division	Deptt.	Outstanding Amount (in lakh)	Para No. of Part – II - A & B	Period of IR	Category of Defects
1	2	3	4	5	6	7
1.	Xen PWD Dn. Bhinmal	PWD	-	7(1-ii)	4/19 to 3/21	1
2.	Xen PWD Dn. Pali	PWD	-	5(1-iii)	4/19 to 3/21	1
3.	Xen PWD Dn. Khetari	PWD	-	6(1-iii)	4/19 to 3/21	1

ABSTRACT

Name of Deptt.	No. of Units	Amount (in lakhs)
PWD	3	-
PHED	-	-
WRD	-	-
IGNP	-	-
CAD	-	-
GWD	-	-
Total	3	-

Appendix-I

Statement showing balance under Misc. PW Advance

Sr. No.	Name of Division	Deptt.	Outstanding Amount (in lakh)	Para No. of Part – II - A & B	Period of IR	Category of Defects
1	2	3	4	5	6	7
1.	Xen PWD Dn.RajakheraDholpur	PWD	0	6(8)	4/19 to 3/21	
2.	Xen PWD Dn. Bhinmal	PWD	3.10	7(10)	4/19 to 3/21	
3.	Xen PWD Dn. Deedwana	PWD	0	7(7)	4/19 to 3/21	
4.	Xen PWD Dn. Parbatsar	PWD	0	7(16)	4/19 to 3/21	
5.	Xen PWD Dn. Degana	PWD	0	7(16)	4/19 to 3/21	
6.	Xen PWD Dn. Beawer	PWD	0	7(13)	4/19 to 3/21	
7.	Xen PWD Dn. Pali	PWD	0	5(14)	4/19 to 3/21	
8.	Xen PWD Dn. Nawalgarh	PWD	0	5(14)	4/19 to 3/21	
9.	Xen PWD City Dn. I Jaipur	PWD	03.94	8(11)	4/20 to 3/21	
10.	Xen PWD Dn. Khetari	PWD	0	6(14)	4/19 to 3/21	
11.	Xen PWD Dn. Sanchore	PWD	0	9(11)	4/16 to 3/21	
12.	Xen PWD Dist. Dn. I Jodhpur	PWD	20.60	6(18)	4/19 to 3/21	
13.	Xen PWD Dn. Dausa	PWD	0	6(14)	4/20 to 3/21	
14.	Xen PWD Dn. Phulera	PWD	0	6(16)	4/20 to 3/21	
15.	Xen PWD Dn. Itawa	PWD	0	8(13)	4/19 to 3/21	
16.	Xen PWD Dn. Jhalwar	PWD	0	8(13)	4/19 to 3/21	-
17.	Xen PWD Dn. Barmer	PWD	0	10(15)	4/19 to 3/21	
18.	Xen PWD Dn. Sapotara	PWD	0	5(7)	4/19 to 3/21	-
19.	Xen PWD Dn. Banswara	PWD	0	6(8)	4/19 to 3/21	
20.	Project Director PPP PWD Kota	PWD	0	5(6)	4/19 to 3/21	
21.	Xen PWD Dn. Sagwara	PWD	0	7(dh)	4/19 to 3/21	
22.	Xen PWD Dn. Salumber	PWD	0.92	7(7)	4/18 to 3/21	
23.	Xen PWD Dn. Sikar	PWD	5.44	8(10)	4/20 to 3/21	
24.	Xen PWD Dn. Neemkathana	PWD	0	7(6)	4/20 to 3/21	
25.	Xen PWD Dn. Fatehpur	PWD	0	6(8)	4/19 to 3/21	
26.	XEN, PHED, Div-Dausa	PHED	126.66	14(11)	4/18 to 3/2020	
27.	XEN, PHED, Dist.Rural Dn.-II Jaipur	PHED	0	11(14)	4/20 to 3/2021	
28.	XEN, PHED, Dist. Rural Dn.-III Dudu (Jaipur)	PHED	0	6(7)	4/20 to 3/2021	
29.	XEN PHED Project Dn.-II (North) Jaipur	PHED	0	5(8)	4/20 to 3/2021	
30.	XEN PHED City Dn.-IV (North) Jaipur	PHED	0	6(8)	4/20 to 3/2021	
31.	XEN PHED City Dn.-III (North)	PHED	0	5(10)	4/20 to 3/2021	

Sr. No.	Name of Division	Deptt.	Outstanding Amount (in lakh)	Para No. of Part – II - A & B	Period of IR	Category of Defects
1	2	3	4	5	6	7
	Jaipur					
32.	XEN PHED City Dn.-II (South) Jaipur	PHED	5.00	7(12)	4/20 to 3/2021	
33.	XEN PHED Project Dn.-Taranagar (Churu)	PHED	0	4(7)	4/14 to 3/2021	
34.	XEN PHED Project Dn.-I (CDBP) Bharatpur	PHED	0	6(7)	4/16 to 3/2021	
35.	XEN PHED Dist.Dn.-II Jodhpur	PHED	0	8(10)	4/17 to 3/2021	
36.	XEN PHED Dn.-Karansana Nohar	PHED	0	6(11)	4/16 to 3/2021	
37.	XEN PHED Dist. Dn.-III Jodhpur	PHED	37.10	7(10)	4/17 to 3/2021	
38.	XEN PHED Dn.- Churu	PHED	31.07	5(8)	4/19 to 3/2021	
39.	XEN PHED Dist. Dn.- Phalodi	PHED	1.16	11(10)	4/17 to 3/2021	
40.	XEN PHED Project Dn.-Madalgarh (Bhilwara)	PHED	0	5(7)	4/19 to 3/2021	
41.	XEN PHED Dn.- Hanumangarh	PHED	0	6(8)	4/19 to 3/2021	
42.	XEN PHED Dn.-Gulabpura (Bhilwara)	PHED	0	5(7)	4/19 to 3/2021	
43.	XEN PHED City Dn.- Jhunjhunu	PHED	0	5(8)	4/18 to 3/2021	
44.	XEN PHED Dn.- Kishangarh (Ajmer)	PHED	13.63	8(7)	4/20 to 3/2021	
45.	XEN PHED Project - I Dn.- Barmer	PHED	0	6(7)	4/17 to 3/2021	
46.	XEN PHED PMC Dn.- Makrana (Nagaur)	PHED	0	6(7)	4/20 to 3/2021	
47.	XEN PHED Project Dn.- Bundi	PHED	0	5(7)	4/18 to 3/2021	
48.	XEN PHED Dn.- Merta city (Nagaur)	PHED	14.16	9(16)	4/19 to 3/2021	
49.	XEN PHED PMC Dn.- Deedwana (Nagaur)	PHED	0	7(7)	4/19 to 3/2021	
50.	XEN PHED Project Dn.- I Pali	PHED	0	4(8)	4/17 to 3/2021	
51.	XEN PHED Dn.- AbuRoad (Sirohi)	PHED	0	7(8)	4/16 to 3/2021	
52.	XEN PHED Project Dn.- II Banswara	PHED	0	4(7)	First Audit to 3/2021	
53.	XEN PHED Project Dn.- I Banswara	PHED	0	6(7)	2/14 to 3/2021	
54.	XEN PHED Project Dn.- I Jhalawar	PHED	0	4(7)	4/18 to 3/2021	
55.	XEN PHED Dist. Dn.-I Jaipur	PHED	1034.19	6(b), 8(12)	4/20 to 3/2021	

ABSTRACT

Name of Deptt.	No. of Units	Amount (in lakhs)
PWD	25	34.00
PHED	30	1262.97
WRD	-	-
IGNP	-	-
CAD	-	-
GWD	-	-
Total	55	1296.97

Appendix-I

Statement defects noticed in Register of PW Deposits

Categories of defects

1. More than 3 years old deposits were not in lapsed deposits.
2. Minus balance appeared.
3. Opening balance were not attested.
4. Registers were not maintained up-to date.

Sr. No.	Name of Division	Deptt.	Outstanding Amount (in lakh)	Para No. of Part – II - A & B	Period of IR	Category of Defects
1	2	3	4	5	6	7
1.	Xen PWD Dn. Rajakhera Dholpur	PWD	569.33	6(12)	4/19 to 3/21	1
2.	Xen PWD Dn. Bhinmal	PWD	139.77	7(11)	4/19 to 3/21	1
3.	Xen PWD Dn. Deedwana	PWD	1161.40	7(15)	4/19 to 3/21	1
4.	Xen PWD Dn. Parbatsar	PWD	1804.03	7(7)	4/19 to 3/21	1
5.	Xen PWD Dn. Degana	PWD	768.13	7(7)	4/19 to 3/21	1
6.	Xen PWD Dn. Beawer	PWD	554.62	7(17)	4/19 to 3/21	1
7.	Xen PWD Dn. Pali	PWD	2008.69	5(6)	4/19 to 3/21	1
8.	Xen PWD Dn. Nawalgarh	PWD	1529.06	5(6)	4/19 to 3/21	1
9.	Xen PWD City Dn. I Jaipur	PWD	379.11	8(15)	4/20 to 3/21	1
10.	Xen PWD Dn. Khetari	PWD	1249.4	6(6)	4/19 to 3/21	1
11.	Xen PWD Dn. Sanchole	PWD	0	9(12)	4/16 to 3/21	1
12.	Xen PWD Dist. Dn. I Jodhpur	PWD	774.85	6(16)	4/19 to 3/21	1
13.	Xen PWD Dn. NCRBP Alwar	PWD	1537.58	4(8)	4/19 to 3/21	1
14.	Xen PWD Dn. Dausa	PWD	1280.94	6(6)	4/20 to 3/21	1
15.	Xen PWD Dn. Phulera	PWD	798.03	6(7)	4/20 to 3/21	1
16.	Xen PWD Dn. Itawa	PWD	106.61	8(17)	4/19 to 3/21	1
17.	Xen PWD Dn. Jhalwar	PWD	2410.01	8(17)	4/19 to 3/21	1
18.	Xen PWD Dn. Barmer	PWD	1072.10	10(16)	4/19 to 3/21	1
19.	Xen PWD Dn. Sapotara	PWD	1678.29	5(15)	4/19 to 3/21	1
20.	Xen PWD Dn. Banswara	PWD	1127.84	6(16)	4/19 to 3/21	1
21.	Project Director PPP PWD Kota	PWD	120.17	5(10)	4/19 to 3/21	1
22.	Xen PWD Dn. Sagwara	PWD	0	7(d)	4/19 to 3/21	1
23.	Xen PWD Dn. Salumber	PWD	901.50	7(16)	4/18 to 3/21	1
24.	Xen PWD Dn. Sikar	PWD	0	8(11)	4/20 to 3/21	1
25.	Xen PWD Dn. Neemkathana	PWD	2118.93	7(7)	4/20 to 3/21	1
26.	Xen PWD Dn. Fatehpur	PWD	446.02	6(16)	4/19 to 3/21	1
27.	Project Director PPP PWD Jalore	PWD	0	6(6)	4/19 to 3/21	1
28.	XEN, PHED, Div-Dausa	PHED	1600.97	14(6)	4/18 to 3/2020	1
29.	XEN, PHED, Dist.Rural Dn.-II Jaipur	PHED	1020.23	11(13)	4/20 to 3/2021	1

Sr. No.	Name of Division	Deptt.	Outstanding Amount (in lakh)	Para No. of Part – II - A & B	Period of IR	Category of Defects
1	2	3	4	5	6	7
30.	XEN, PHED, Dist. Rural Dn.-III Dudu (Jaipur)	PHED	3182.98	6(8)	4/20 to 3/2021	1
31.	XEN PHED Project Dn.-II (North) Jaipur	PHED	3990.92	5(16)	4/20 to 3/2021	1
32.	XEN PHED City Dn.-IV (North) Jaipur	PHED	843.84	6(17)	4/20 to 3/2021	1
33.	XEN PHED City Dn.-III (North) Jaipur	PHED	452.47	5(11)	4/20 to 3/2021	1
34.	XEN PHED City Dn.-II (South) Jaipur	PHED	1329.10	7(13)	4/20 to 3/2021	1
35.	XEN PHED Project Dn.-Taranagar (Churu)	PHED	1957.44	4(8)	4/14 to 3/2021	1
36.	XEN PHED Project Dn.-I (CDBP) Bharatpur	PHED	47577.15	6(15)	4/16 to 3/2021	1
37.	XEN PHED Dist.Dn.-II Jodhpur	PHED	1110.28	8(11)	4/17 to 3/2021	1
38.	XEN PHED Dn.-Karansana Nohar	PHED	217.12	6(17)	4/16 to 3/2021	1
39.	XEN PHED Dist. Dn.-III Jodhpur	PHED	887.29	7(11)	4/17 to 3/2021	1
40.	XEN PHED Project Dn.-II Bharatpur	PHED	1698.42	5(15)	12/18 to 3/2021	1
41.	XEN PHED Dn.- Churu	PHED	363.25	5(16)	4/19 to 3/2021	1
42.	XEN PHED Dist. Dn.- Phalodi	PHED	397.74	11(11)	4/17 to 3/2021	1
43.	XEN PHED Project Dn.-Madalgarh (Bhilwara)	PHED	1168.10	5(15)	4/19 to 3/2021	1
44.	XEN PHED Dn.- Hanumangarh	PHED	392.50	6(16)	4/19 to 3/2021	3
45.	XEN PHED Dn.-Gulabpura (Bhilwara)	PHED	1168.09	5(15)	4/19 to 3/2021	1
46.	XEN PHED City Dn.- Jhunjhunu	PHED	497.16	5(16)	4/18 to 3/2021	1
47.	XEN PHED Dn.- Kishangarh (Ajmer)	PHED	2790.59	8(15)	4/20 to 3/2021	1
48.	XEN PHED Project - I Dn.-Barmer	PHED	3823.94	6(15)	4/17 to 3/2021	1
49.	XEN PHED PMC Dn.- Makrana (Nagaur)	PHED	1645.42	6(8)	4/20 to 3/2021	1
50.	XEN PHED Project Dn.- Bundi	PHED	1645.42	5(8)	4/18 to 3/2021	1
51.	XEN PHED Dn.- Merta city (Nagaur)	PHED	629.32	9(15)	4/19 to 3/2021	1
52.	XEN PHED PMC Dn.- Deedwana (Nagaur)	PHED	1487.56	7(8)	4/19 to 3/2021	1
53.	XEN PHED Project Dn.- I Pali	PHED	1202.34	4(16)	4/17 to 3/2021	1
54.	XEN PHED Dn.- AbuRoad (Sirohi)	PHED	425.27	7(17)	4/16 to 3/2021	1
55.	XEN PHED Project Dn.- II Banswara	PHED	199.86	4(8)	First Audit to 3/2021	1
56.	XEN PHED Project Dn.- I Banswara	PHED	881.22	6(8)	2/14 to 3/2021	1

Sr. No.	Name of Division	Deptt.	Outstanding Amount (in lakh)	Para No. of Part – II - A & B	Period of IR	Category of Defects
1	2	3	4	5	6	7
57.	XEN PHED Project Dn.- I Jhalawar	PHED	2018.47	4(8)	4/18 to 3/2021	1
58.	XEN PHED Dist. Dn.-I Jaipur	PHED	12856.53	6(c), 8(13)	4/20 to 3/2021	1
59.	XEN WRD Div-I Hanumangarh	WRD	-	10(8)	04/2019 to 03/2021	1

ABSTRACT

Name of Deptt.	No. of Units	Amount (in lakhs)
PWD	27	24536.41
PHED	31	99460.99
WRD	1	-
IGNP	-	-
CAD	-	-
GWD	-	-
Total	59	123997.4

Appendix-K

Statement showing names of division were balance of Stock Purchased Register (Purchase) lying pending for adjustment and defective maintenance of Register.

Categories of defects

1. Posting were not updated.
2. Balance carried forward were not attested.
3. Register were not received by Division office.
4. Registers were not maintained up-to date.

Sr. No.	Name of Division	Deptt.	Outstanding Amount (in lakh)	Para No. of Part – II - A & B	Period of IR	Category of Defects
1	2	3	4	5	6	7
1.	XEN, PHED, Div-Dausa	PHED	-	14(7)	4/18 to 3/2020	4
2.	XEN PHED Project Dn.-II (North) Jaipur	PHED	-	5(10)	4/20 to 3/2021	4
3.	XEN PHED City Dn.-IV (North) Jaipur	PHED	-	6(10)	4/20 to 3/2021	4
4.	XEN PHED City Dn.-II (South) Jaipur	PHED	-	7(9)	4/20 to 3/2021	4
5.	XEN PHED Dn.- Churu	PHED	-	5(10)	4/19 to 3/2021	4
6.	XEN PHED Dn.- Hanumangarh	PHED	-	6(10)	4/19 to 3/2021	4
7.	XEN PHED City Dn.- Jhunjhunu	PHED	-	5(10)	4/18 to 3/2021	4
8	XEN PHED Project Dn.- I Pali	PHED	-	4(10)	4/17 to 3/2021	4
9	XEN PHED Dn.- AbuRoad (Sirohi)	PHED	-	7(10)	4/16 to 3/2021	4
10	XEN PHED Project Dn.- I Jhalawar	PHED	-	8(9)	4/18 to 3/2021	4

ABSTRACT

Name of Deptt.	No. of Units	Amount (in lakhs)
PWD	-	-
PHED	10	-
WRD	-	-
IGNP	-	-
CAD	-	-
GWD	-	-
Total	10	-

Appendix-L

Statement showing amount of cash settlement suspense account.

Categories of defects

1. O- Originating.
2. R- Responding.
3. N-Not Maintained

Sr. No.	Name of Division	Deptt.	Outstanding Amount (in lakh)	Para No. of Part – II - A & B	Period of IR	Category of Defects
1	2	3	4	5	6	7
1.	Xen PWD Dn.RajakheraDholpur	PWD	-	6(10)	4/19 to 3/21	1
2.	Xen PWD Dn. Bhinmal	PWD	-	7(9)	4/19 to 3/21	1
3.	Xen PWD Dn. Deedwana	PWD	-	7(11)	4/19 to 3/21	1
4.	Xen PWD Dn. Parbatsar	PWD	-	7(11)	4/19 to 3/21	1
5.	Xen PWD Dn. Degana	PWD	-	7(11)	4/19 to 3/21	1
6.	Xen PWD Dn. Beawer	PWD	-	7(9)	4/19 to 3/21	1
7.	Xen PWD Dn. Pali	PWD	-	5(10)	4/19 to 3/21	3
8.	Xen PWD Dn. Nawalgarh	PWD	-	5(9)	4/19 to 3/21	3
9.	Xen PWD City Dn. I Jaipur	PWD	-	8(13)	4/20 to 3/21	1
10.	Xen PWD Dn. Khetari	PWD	-	6(10)	4/19 to 3/21	1
11.	Xen PWD Dn. Sanchoe	PWD	-	9(10)	4/16 to 3/21	1
12.	Xen PWD Dist. Dn. I Jodhpur	PWD	-	6(12)	4/19 to 3/21	1
13.	Xen PWD Dn. NCRBP Alwar	PWD	-	4(12)	4/19 to 3/21	3
14.	Xen PWD Dn. Dausa	PWD	-	6(10)	4/20 to 3/21	3
15.	Xen PWD Dn. Phulera	PWD	-	6(11)	4/20 to 3/21	1
16.	Xen PWD Dn. Itawa	PWD	-	8(9)	4/19 to 3/21	3
17.	Xen PWD Dn. Jhalwar	PWD	-	8(9)	4/19 to 3/21	1
18.	Xen PWD Dn. Barmer	PWD	-	10(7)	4/19 to 3/21	1
19.	Xen PWD Dn. Sapotara	PWD	-	5(11)	4/19 to 3/21	3
20.	Xen PWD Dn. Banswara	PWD	-	6(11)	4/19 to 3/21	1
21.	Project Director PPP PWD Kota	PWD	-	5(3)	4/19 to 3/21	1
22.	Xen PWD Dn. Sagwara	PWD	-	7(t)	4/19 to 3/21	1
23.	Xen PWD Dn. Salumber	PWD	-	7(13)	4/18 to 3/21	1
24.	Xen PWD Dn. Sikar	PWD	-	8(14)	4/20 to 3/21	1
25.	Xen PWD Dn. Neemkathana	PWD	-	7(9)	4/20 to 3/21	1
26.	Xen PWD Dn. Fatehpur	PWD	-	6(15)	4/19 to 3/21	1
27.	XEN, PHED, Div-Dausa	PHED	0	14(14)	4/18 to 3/2020	1
28.	XEN, PHED, Dist.Rural Dn.-II Jaipur	PHED	0	11(6)	4/20 to 3/2021	1
29.	XEN, PHED, Dist. Rural Dn.-III Dudu (Jaipur)	PHED	0	6(13)	4/20 to 3/2021	1

Sr. No.	Name of Division	Deptt.	Outstanding Amount (in lakh)	Para No. of Part – II - A & B	Period of IR	Category of Defects
1	2	3	4	5	6	7
30.	XEN PHED Project Dn.-II (North) Jaipur	PHED	0	5(11)	4/20 to 3/2021	1
31.	XEN PHED City Dn.-IV (North) Jaipur	PHED	0	6(12)	4/20 to 3/2021	1
32.	XEN PHED City Dn.-III (North) Jaipur	PHED	0	5(14)	4/20 to 3/2021	1
33.	XEN PHED City Dn.-II (South) Jaipur	PHED	0	7(17)	4/20 to 3/2021	1
34.	XEN PHED Project Dn.-Taranagar (Churu)	PHED	0	4(13)	4/14 to 3/2021	1
35.	XEN PHED Project Dn.-I (CDBP) Bharatpur	PHED	0	6(12)	4/16 to 3/2021	1
36.	XEN PHED Dist.Dn.-II Jodhpur	PHED	0	8(14)	4/17 to 3/2021	1
37.	XEN PHED Dn.-Karansana Nohar	PHED		6(15)	4/16 to 3/2021	1
38.	XEN PHED Dist. Dn.-III Jodhpur	PHED	0	7(14)	4/17 to 3/2021	1
39.	XEN PHED Project Dn.-II Bharatpur	PHED	0	5(12)	12/18 to 3/2021	1
40.	XEN PHED Dn.- Churu	PHED	0	5(11)	4/19 to 3/2021	1
41.	XEN PHED Dist. Dn.- Phalodi	PHED	0	11(14)	4/17 to 3/2021	1
42.	XEN PHED Project Dn.-Madalgarh (Bhilwara)	PHED	0	5(12)	4/19 to 3/2021	1
43.	XEN PHED Dn.- Hanumangarh	PHED	0	6(11)	4/19 to 3/2021	1
44.	XEN PHED Dn.-Gulabpura (Bhilwara)	PHED	0	5(12)	4/19 to 3/2021	1
45.	XEN PHED City Dn.- Jhunjhunu	PHED	0	5(11)	4/18 to 3/2021	1
46.	XEN PHED Dn.- Kishangarh (Ajmer)	PHED	0	8(12)	4/20 to 3/2021	1
47.	XEN PHED Project - I Dn.- Barmer	PHED	0	6(12)	4/17 to 3/2021	1
48.	XEN PHED PMC Dn.- Makrana (Nagaur)	PHED	0	6(13)	4/20 to 3/2021	1
49.	XEN PHED Project Dn.- Bundi	PHED	0	5(13)	4/18 to 3/2021	1
50.	XEN PHED Dn.- Merta city (Nagaur)	PHED	0	9(12)	4/19 to 3/2021	1
51.	XEN PHED PMC Dn.- Deedwana (Nagaur)	PHED	0	7(13)	4/19 to 3/2021	1
52.	XEN PHED Project Dn.- I Pali	PHED	0	4(11)	4/17 to 3/2021	1
53.	XEN PHED Dn.- AbuRoad (Sirohi)	PHED	0	7(12)	4/16 to 3/2021	1
54.	XEN PHED Project Dn.- II Banswara	PHED	0	4(13)	First Audit to 3/2021	1
55.	XEN PHED Project Dn.- I Banswara	PHED	0	6(13)	2/14 to 3/2021	1
56.	XEN PHED Project Dn.- I Jhalawar	PHED	0	4(13)	4/18 to 3/2021	1
57.	XEN PHED Dist. Dn.-I Jaipur	PHED	0	8(17)	4/20 to 3/2021	1

ABSTRACT

Name of Deptt.	No. of Units	Amount (in lakhs)
PWD	26	-
PHED	31	-
WRD	-	-
IGNP	-	-
CAD	-	-
GWD	-	-
Total	57	-

Appendix-M

Statement showing names of division where defected were noticed in maintenance of Register of Land and Building.

Categories of defects

1. Register was not maintained.
2. Register were not maintained properly.

Sr. No.	Name of Division	Deptt.	Outstanding Amount (in lakh)	Para No. of Part – II - A & B	Period of IR	Category of defects
1	2	3	4	5	6	7
1.	Xen PWD Dn. Rajakhera Dholpur	PWD	-	6(11)	4/19 to 3/21	1
2.	Xen PWD Dn. Bhinmal	PWD	-	7(13)	4/19 to 3/21	1
3.	Xen PWD Dn. Degana	PWD	-	7(15)	4/19 to 3/21	1
4.	Xen PWD Dn. Beawer	PWD	-	7(12)	4/19 to 3/21	1
5.	Xen PWD Dn. Pali	PWD	-	5(13)	4/19 to 3/21	1
6.	Xen PWD Dn. Nawalgarh	PWD	-	5(13)	4/19 to 3/21	1
7.	Xen PWD City Dn. I Jaipur	PWD	-	8(8)	4/20 to 3/21	1
8.	Xen PWD Dn. Khetari	PWD	-	6(13)	4/19 to 3/21	1
9.	Xen PWD Dn. Sanchore	PWD	-	9(13)	4/16 to 3/21	1
10.	Xen PWD Dn. Dausa	PWD	-	6(16)	4/20 to 3/21	2
11.	Xen PWD Dn. Itawa	PWD	-	8(12)	4/19 to 3/21	1
12.	Xen PWD Dn. Jhalwar	PWD	-	8(12)	4/19 to 3/21	1
13.	Xen PWD Dn. Sapotara	PWD	-	5(16)	4/19 to 3/21	1
14.	Xen PWD Dn. Sagwara	PWD	-	7(j)	4/19 to 3/21	1
15.	Xen PWD Dn. Sikar	PWD	-	8(8)	4/20 to 3/21	1
16.	Xen PWD Dn. Neemkathana	PWD	-	7(3)	4/20 to 3/21	1
17.	Xen PWD Dn. Fatehpur	PWD	-	6(9)	4/19 to 3/21	1
18.	XEN, PHED, Div-Dausa	PHED	-	14(17)	4/18 to 3/2020	1
19.	XEN, PHED, Dist. Rural Dn.-II Jaipur	PHED	-	11(12)	4/20 to 3/2021	1
20.	XEN, PHED, Dist. Rural Dn.-III Dudu (Jaipur)	PHED	-	6(14)	4/20 to 3/2021	1
21.	XEN PHED Project Dn.-II (North) Jaipur	PHED	-	5(7)	4/20 to 3/2021	1
22.	XEN PHED City Dn.-IV (North) Jaipur	PHED	-	6(7)	4/20 to 3/2021	1
23.	XEN PHED City Dn.-II (South) Jaipur	PHED	-	7(11)	4/20 to 3/2021	1

Sr. No.	Name of Division	Deptt.	Outstanding Amount (in lakh)	Para No. of Part – II - A & B	Period of IR	Category of defects
1	2	3	4	5	6	7
24.	XEN PHED Project Dn.-I (CDBP) Bharatpur	PHED	-	6(13)	4/16 to 3/2021	1
25.	XEN PHED Dn.-Karansana Nohar	PHED	-	6(10)	4/16 to 3/2021	1
26.	XEN PHED Dist. Dn.-III Jodhpur	PHED	-	7(8)	4/17 to 3/2021	1
27.	XEN PHED Project Dn.-II Bharatpur	PHED	-	5(13)	12/18 to 3/2021	1
28.	XEN PHED Dn.- Churu	PHED	-	5(7)	4/19 to 3/2021	1
29.	XEN PHED Project Dn.- Madalgarh (Bhilwara)	PHED	-	5(13)	4/19 to 3/2021	1
30.	XEN PHED Dn.- Hanumangarh	PHED	-	6(7)	4/19 to 3/2021	1
31.	XEN PHED Dn.-Gulabpura (Bhilwara)	PHED	-	5(13)	4/19 to 3/2021	1
32.	XEN PHED City Dn.- Jhunjhunu	PHED	-	5(7)	4/18 to 3/2021	1
33.	XEN PHED Dn.- Kishangarh (Ajmer)	PHED	-	8(13)	4/20 to 3/2021	1
34.	XEN PHED Project - I Dn.- Barmer	PHED	-	6(13)	4/17 to 3/2021	1
35.	XEN PHED PMC Dn.- Makrana (Nagaur)	PHED	-	6(14)	4/20 to 3/2021	1
36.	XEN PHED Project Dn.- Bundi	PHED	-	5(14)	4/18 to 3/2021	1
37.	XEN PHED Dn.- Merta city (Nagaur)	PHED	-	9(13)	4/19 to 3/2021	1
38.	XEN PHED PMC Dn.- Deedwana (Nagaur)	PHED	-	7(14)	4/19 to 3/2021	1
39.	XEN PHED Project Dn.- I Pali	PHED	-	4(7)	4/17 to 3/2021	1
40.	XEN PHED Project Dn.- II Banswara	PHED	-	4(14)	First Audit to 3/2021	1
41.	XEN PHED Project Dn.- I Banswara	PHED	-	6(14)	2/14 to 3/2021	1
42.	XEN PHED Project Dn.- I Jhalawar	PHED	-	4(14)	4/18 to 3/2021	1
43.	XEN PHED Dist. Dn.-I Jaipur	PHED	-	8(11)	4/20 to 3/2021	1
44.	XEN WRD Div-I Hanumangarh	WRD	-	10(14)	04/2019 to 03/2021	1
45.	XEN 16 th Division IGNP, Bikaner	IGNP	-	15(14)	04/2013 to	1

Sr. No.	Name of Division	Deptt.	Outstanding Amount (in lakh)	Para No. of Part – II - A & B	Period of IR	Category of defects
1	2	3	4	5	6	7
					03/2021	

ABSTRACT

Name of Deptt.	No. of Units	Amount (in lakhs)
PWD	17	-
PHED	26	-
WRD	1	-
IGNP	1	-
CAD	-	-
GWD	-	-
Total	45	-

Appendix-N

Statement showing outstanding on account of rent of Govt. building

Sr. No.	Name of Division	Deptt.	Outstanding Amount (in lakh)	Para No. of Part – II - A & B	Period of IR	Category of Defects
1	2	3	4	5	6	7
1.	Xen PWD Dist. Dn. I Jodhpur	PWD	-	6(11)	4/19 to 3/21	
2.	Xen PWD Dn. NCRBP Alwar	PWD	-	4(15)	4/19 to 3/21	
3.	XEN WRD Dn.-I Hanumangarh	WRD	3.10	7	04/2019 to 03/2021	-
4.	C.E. IGNP, Bikaner	IGNP	-	2	04/2019 to 03/2021	-
	-do-	IGNP	0.20	7	04/2019 to 03/2021	-
5.	XEN 16 th Division IGNP, Bikaner	IGNP	-	10	04/2013 to 03/2021	-

ABSTRACT

Name of Deptt.	No. of Units	Amount (in lakhs)
PWD	2	-
PHED	-	-
WRD	1	3.10
IGNP	2	.20
CAD	-	-
GWD	-	-
Total	5	3.30

Appendix-O

Statement showing outstanding 1- Irrigation dues, 2- Water charges, 3- Betterment levy & drilling dues, 4- Royalty, 5- O.B. Item, 6- Audit Notes, 7- Power Factor Surcharge, 8- lack of replacement of old meters, 9-Farmer Contribution etc.

Sr. No.	Name of Division	Deptt.	Outstanding Amount (in lakh)	Para No. of Part – II - A & B	Period of IR	Category of Defects
1	2	3	4	5	6	7
1.	Xen PWD Dn.Rajakhera Dholpur	PWD	-	6(14,15,16)	4/19 to 3/21	
2.	Xen PWD Dn. Bhinmal	PWD	-	4(7),7(15)	4/19 to 3/21	
3.	Xen PWD Dn. Deedwana	PWD	-	7(13,14)	4/19 to 3/21	
4.	Xen PWD Dn. Parbatsar	PWD	-	7(14)	4/19 to 3/21	
5.	Xen PWD Dn. Degana	PWD	-	7(14)	4/19 to 3/21	
6.	Xen PWD Dn. Beawer	PWD	-	7(15,16,17)	4/19 to 3/21	
7.	Xen PWD Dn. Pali	PWD	-	5(12)	4/19 to 3/21	
8.	Xen PWD Dn. Nawalgarh	PWD	-	5(12)	4/19 to 3/21	
9.	Xen PWD City Dn. I Jaipur	PWD	-	8(9,10)	4/20 to 3/21	
10.	Xen PWD Dn. Khetari	PWD	-	6(12)	4/19 to 3/21	
11.	Xen PWD Dn. Sanchore	PWD	-	9(15,16,17)	4/16 to 3/21	
12.	Xen PWD Dist. Dn. I Jodhpur	PWD	-	6(14,15,17)	4/19 to 3/21	
13.	Xen PWD Dn. Dausa	PWD	-	6(12)	4/20 to 3/21	
14.	Xen PWD Dn. Phulera	PWD	-	6(14)	4/20 to 3/21	
15.	Xen PWD Dn. Itawa	PWD	-	8(15,16)	4/19 to 3/21	
16.	Xen PWD Dn. Jhalwar	PWD	-	8(15,16)	4/19 to 3/21	-
17.	Xen PWD Dn. Barmer	PWD	-	10(11,12,13)	4/19 to 3/21	
18.	Xen PWD Dn. Sapotara	PWD	-	5(13,14)	4/19 to 3/21	-
19.	Xen PWD Dn. Banswara	PWD	-	6(13,14,15)	4/19 to 3/21	
20.	Project Director PPP PWD Kota	PWD	-	5(8,9)	4/19 to 3/21	
21.	Xen PWD Dn. Sagwara	PWD	-	7(jhh,yan)	4/19 to 3/21	
22.	Xen PWD Dn. Salumber	PWD	-	7(14,15)	4/18 to 3/21	
23.	Xen PWD Dn. Sikar	PWD	-	8(13)	4/20 to 3/21	
24.	Xen PWD Dn. Neemkathana	PWD	-	7(10,11)	4/20 to 3/21	
25.	Xen PWD Dn. Fatehpur	PWD	-	6(11)	4/19 to 3/21	
26.	Project Director PPP PWD Jalore	PWD	-	6(11)	4/19 to 3/21	
27.	XEN, PHED, Div-Dausa	PHED	-	14(12,13)	4/18 to 3/2020	
28.	XEN, PHED, Dist.Rural Dn.-II Jaipur	PHED	-	11(11)	4/20 to 3/2021	
29.	XEN, PHED, Dist. Rural Dn.-III Dudu (Jaipur)	PHED	-	6(15)	4/20 to 3/2021	
30.	XEN PHED Project Dn.-II (North) Jaipur	PHED	-	5(13,14,15)	4/20 to 3/2021	
31.	XEN PHED City Dn.-IV (North)	PHED	-	6(14,15,16)	4/20 to 3/2021	

Sr. No.	Name of Division	Deptt.	Outstanding Amount (in lakh)	Para No. of Part – II - A & B	Period of IR	Category of Defects
1	2	3	4	5	6	7
	Jaipur					
32.	XEN PHED City Dn.-III (North) Jaipur	PHED	-	5(13)	4/20 to 3/2021	
33.	XEN PHED City Dn.-II (South) Jaipur	PHED	-	7(14,15,16)	4/20 to 3/2021	
34.	XEN PHED Project Dn.-Taranagar (Churu)	PHED	-	4(15)	4/14 to 3/2021	
35.	XEN PHED Project Dn.-I (CDBP) Bharatpur	PHED	-	6(14)	4/16 to 3/2021	
36.	XEN PHED Dist.Dn.-II Jodhpur	PHED	-	8(13)	4/17 to 3/2021	
37.	XEN PHED Dn.-Karansana Nohar	PHED	-	6(12,13,14)	4/16 to 3/2021	
38.	XEN PHED Dist. Dn.-III Jodhpur	PHED	-	7(13)	4/17 to 3/2021	
39.	XEN PHED Project Dn.-II Bharatpur	PHED	-	5(14)	12/18 to 3/2021	
40.	XEN PHED Dn.- Churu	PHED	-	5(13,14,15)	4/19 to 3/2021	
41.	XEN PHED Dist. Dn.- Phalodi	PHED	-	11(13)	4/17 to 3/2021	
42.	XEN PHED Project Dn.-Madalgarh (Bhilwara)	PHED	-	5(14)	4/19 to 3/2021	
43.	XEN PHED Dn.- Hanumangarh	PHED	-	6(13,14,15)	4/19 to 3/2021	
44.	XEN PHED Dn.-Gulabpura (Bhilwara)	PHED	-	5(14)	4/19 to 3/2021	
45.	XEN PHED City Dn.- Jhunjhunu	PHED	-	5(13,14,15)	4/18 to 3/2021	
46.	XEN PHED Dn.- Kishangarh (Ajmer)	PHED	-	8(14)	4/20 to 3/2021	
47.	XEN PHED Project - I Dn.- Barmer	PHED	-	6(14)	4/17 to 3/2021	
48.	XEN PHED PMC Dn.- Makrana (Nagaur)	PHED	-	6(15,16)	4/20 to 3/2021	
49.	XEN PHED Project Dn.- Bundi	PHED	-	5(15,16)	4/18 to 3/2021	
50.	XEN PHED Dn.- Merta city (Nagaur)	PHED	-	9(14)	4/19 to 3/2021	
51.	XEN PHED PMC Dn.- Deedwana (Nagaur)	PHED	-	7(15,16)	4/19 to 3/2021	
52.	XEN PHED Project Dn.- I Pali	PHED	-	4(13,14,15)	4/17 to 3/2021	
53.	XEN PHED Dn.- AbuRoad (Sirohi)	PHED	-	7(14,15,16)	4/16 to 3/2021	
54.	XEN PHED Project Dn.- II Banswara	PHED	-	4(15,16)	First Audit to 3/2021	
55.	XEN PHED Project Dn.- I Banswara	PHED	-	6(15)	2/14 to 3/2021	
56.	XEN PHED Project Dn.- I Jhalawar	PHED	-	4(15,16)	4/18 to 3/2021	
57.	XEN PHED Dist. Dn.-I Jaipur	PHED	-	8(14,15,16)	4/20 to 3/2021	
58.	XEN WRD Div-I Hanumangarh	WRD	690.49	5(1)	04/2019 to 03/2021	2
	-do-	WRD	5.34	6	04/2019 to 03/2021	1

Sr. No.	Name of Division	Deptt.	Outstanding Amount (in lakh)	Para No. of Part – II - A & B	Period of IR	Category of Defects
1	2	3	4	5	6	7
59.	XEN 16 th Division IGNP, Bikaner	IGNP	-	15(15)	04/2013 to 03/2021	5
	-do-	IGNP	.09	14(1)	04/2013 to 03/2021	7
60.	C.E. IGNP, Bikaner	IGNP	3779.58	4(1)	04/2019 to 03/2021	1
61.	C.E. (W), CAD, Bikaner	CAD	727.61	1	04/2019 to 03/2021	9
62.	C.E. GWD, Jodhpur	GWD	3753.51	1	04/2019 to 03/2021	1
63.	XEN GWD, Bikaner	GWD	648.71	2	04/2017 to 03/2021	3

ABSTRACT

Name of Deptt.	No. of Units	Amount (in lakhs)
PWD	26	-
PHED	31	-
WRD	1	695.83
IGNP	2	3779.67
CAD	1	727.61
GWD	2	4402.2
Total	63	9605.31

Appendix – P

Instances of blocking of capital in the stores as surplus stores/unserviceable

Sr. No.	Name of Division	Deptt.	Outstanding Amount (in lakh)	Para No. of Part – II - A & B	Period of IR	Category of Defects
1	2	3	4	5	6	7
1.	XEN PHED City Dn.-II (South) Jaipur	PHED	3.53	6(6)	4/20 to 3/2021	
2.	XEN PHED Dn.- Churu	PHED	37.94	4(1)	4/19 to 3/2021	
3.	XEN PHED Dn.- Hanumangarh	PHED	0.89	5(5)	4/19 to 3/2021	
4.	XEN PHED City Dn.- Jhunjhunu	PHED	3.06	4(4)	4/18 to 3/2021	
5	XEN PHED Dn.- AbuRoad (Sirohi)	PHED	3.66	5(3)	4/16 to 3/2021	

ABSTRACT

Name of Deptt.	No. of Units	Amount (in lakhs)
PWD	-	-
PHED	5	49.08
WRD	-	-
IGNP	-	-
CAD	-	-
GWD	-	-
Total	5	49.08

Appendix-O

Statement showing cases of irregular supply/irregularities of work process.

Categories of defects

1. Avoid notice inviting tenders.
2. Financial power was exceeded.
3. Below specification work, non- submission of bill vouchers of supply and works/supply without prior permission/testing.
4. Work completion certificate not issued.
5. Non removal of defects during DLP.

Sr. No.	Name of Division	Deptt.	Outstanding Amount (in lakh)	Para No. of Part – II - A & B	Period of IR	Category of Defects
1	2	3	4	5	6	7
1.	Xen PWD Dn. Bhinmal	PWD	-	1(3,7,8,9)	4/19 to 3/21	3,4
2.	CE & Addl. Sect. PWD Raj Jaipur.	PWD	-	1	4/20 to 3/21	3
3.	Xen PWD Dn. Deedwana	PWD	-	2(1,3),3(2,3,4,5),4(1)	4/19 to 3/21	3
4.	Xen PWD Dn. Parbatsar	PWD	-	1(5)2(2,3,4)	4/19 to 3/21	3
5.	Xen PWD Dn. Degana	PWD	-	1(4,5),2(2,6)	4/19 to 3/21	3
6.	Xen PWD Dn. Beawer	PWD	-	1(2), 2(2), 3(4,8) 4(3)	4/19 to 3/21	3
7.	Xen PWD Dn. Pali	PWD	-	1(3),2(1)	4/19 to 3/21	3
8.	Xen PWD Dn. Nawalgarh	PWD	-	2(3)	4/19 to 3/21	3
9.	Xen PWD City Dn. I Jaipur	PWD	-	1(5,6),3(3,4,8,9,10,11),4(1,2,3)5(2,3,4),	4/20 to 3/21	3
10.	Xen PWD Dn. Khetari	PWD	-	1(5,6,7),2(3,4,5,6,7),4	4/19 to 3/21	3,4
11.	Xen PWD Dn. Sanchore	PWD	-	1(4,5,9), 2(1,8), 4(A-2), 5,6	4/16 to 3/21	3,4
12.	Xen PWD Dist. Dn. I Jodhpur	PWD	-	1(6,7),2(4-ka,kha,8),4(7),5(1,2)	4/19 to 3/21	3
13.	Xen PWD Dn. NCRBP Alwar	PWD	-	1(3),2(3)	4/19 to 3/21	3
14.	Xen PWD Dn. Phulera	PWD	-	1(2,3)4(1)	4/20 to 3/21	3
15.	Xen PWD Dn. Itawa	PWD	-	1(4)	4/19 to 3/21	3
16.	Xen PWD Dn. Jhalwar	PWD	-	1(1,3,6, 9,13),2(3,4,5) 3(1,5,6,7)	4/19 to 3/21	3,4

Sr. No.	Name of Division	Deptt.	Outstanding Amount (in lakh)	Para No. of Part – II - A & B	Period of IR	Category of Defects
1	2	3	4	5	6	7
17.	Xen PWD Dn. Barmer	PWD	-	1(3),2(3)	4/19 to 3/21	3
18.	Xen PWD Dn. Banswara	PWD	-	1(6),2(2)	4/19 to 3/21	3
19.	Project Director PPP PWD Kota	PWD	-	1(2)	4/19 to 3/21	4
20.	Xen PWD Dn. Sagwara	PWD	-	2(1,2),3(4)	4/19 to 3/21	3
21.	Xen PWD Dn. Salumber	PWD	-	1(2,4)	4/18 to 3/21	3
22.	Xen PWD Dn. Sikar	PWD	-	2(9)	4/20 to 3/21	3
23.	Xen PWD Dn. Fatehpur	PWD	-	1(2,5),2(5),3(1)	4/19 to 3/21	3
24.	XEN, PHED, Dist. Rural Dn.-III Dudu (Jaipur)	PHED	1.45	3(2)	4/20 to 3/2021	
25.	XEN PHED Project Dn.-II (North) Jaipur	PHED	-	7(a)	4/20 to 3/2021	
26.	XEN PHED City Dn.-IV (North) Jaipur	PHED	-	1(6)	4/20 to 3/2021	
27.	XEN PHED City Dn.-II (South) Jaipur	PHED	-	1(7)	4/20 to 3/2021	
28.	XEN PHED Dist.Dn.-II Jodhpur	PHED	-	1(6,12,16),5(6)	4/17 to 3/2021	
29.	XEN PHED Dn.-Karansana Nohar	PHED	-	4(kha-2)	4/16 to 3/2021	
30.	XEN PHED Dist. Dn.-III Jodhpur	PHED	5.48	1(5,8,9)	4/17 to 3/2021	
31.	XEN PHED Project Dn.-Jawaja (Beawar)	PHED	-	2(3)	4/19 to 3/2021	
32.	XEN PHED Dist. Dn.- Phalodi	PHED	14.98	1(4,5),2(5),5(2)	4/17 to 3/2021	
33.	XEN PHED Dn.- Hanumangarh	PHED	-	2(3)	4/19 to 3/2021	
34.	XEN PHED PMC Dn.-II Jayal (Nagaur)	PHED	-	2(13-ii,14)	4/14 to 3/2021	
35.	XEN PHED City Dn.- Jhunjhunu	PHED	-	2(4)	4/18 to 3/2021	
36.	XEN PHED Dn.- AbuRoad (Sirohi)	PHED	-	1(6,7)	4/16 to 3/2021	
37.	XEN 16 th Division IGNP, Bikaner	IGNP	7.60	1(3)	04/2013 to 03/2021	3

ABSTRACT

Name of Deptt.	No. of Units	Amount (in lakhs)
PWD	23	-
PHED	13	21.91
WRD	-	-
IGNP	1	7.60
CAD	-	-
GWD	-	-
Total	37	29.51

Appendix-R

Statement showing the cases of commencement without sanctioned/estimates & scheme drawing, without competent sanction, irregularity in NIT, TS and in execution of contract. Works not completed and works not started, No time extension.

Sr. No.	Name of Division	Deptt.	Outstanding Amount (in lakh)	Para No. of Part – II - A & B	Period of IR	Category of Defects
1	2	3	4	5	6	7
1.	Xen PWD Dn. Bhinmal	PWD	0	1(2, 4), 4(1,8,9)	4/19 to 3/21	
2.	CE & Addl. Sect. PWD Raj Jaipur.	PWD	0	2(1,2,3),3,4,6,8(1,3),9(1,2),10,11(1,2)	4/20 to 3/21	
3.	Xen PWD Dn. Deedwana	PWD	0	3(1,6),4(2)	4/19 to 3/21	
4.	Xen PWD Dn. Parbatsar	PWD	0	2(1),3,4(2,3)	4/19 to 3/21	
5.	Xen PWD Dn. Degana	PWD	0	1(2,6,7), 2(1,3,4,5),3(1,2,3,4)	4/19 to 3/21	
6.	Xen PWD Dn. Beawer	PWD	0	1(3,5),2(3), 3(3),4(1)	4/19 to 3/21	
7.	Xen PWD Dn. Pali	PWD	0	1(1,2,4,5,6,7,8),2(2,3,4,5,6,7)	4/19 to 3/21	
8.	Xen PWD Dn. Nawalgarh	PWD	0	1(2,3, 6,7,11,12),2(5,6, 7,9)	4/19 to 3/21	
9.	Xen PWD City Dn. I Jaipur	PWD	0	5(1,5),1(3,4),3(1, 5,6,7),4(4)	4/20 to 3/21	
10.	Xen PWD Dn. Khetari	PWD	0	1(4),2(1,2)	4/19 to 3/21	
11.	Xen PWD Dn. Sanchore	PWD	48.54	1(1,3,7,10),2(5,6), 4(A-1)	4/16 to 3/21	
12.	Xen PWD Dist. Dn. I Jodhpur	PWD	1.41	1(1,4),2(1,6),4(3, 4,6)	4/19 to 3/21	
13.	Xen PWD Dn. NCRBP Alwar	PWD	0	1 Part-II-A,1(1,3),2(2),3(2)	4/19 to 3/21	
14.	Xen PWD Dn. Dausa	PWD	0	1(1,3,4,5), 4(b)	4/20 to 3/21	
15.	Xen PWD Dn. Itawa	PWD	70.00	1 Part-II-A,1(3), 2(4),5(1)	4/19 to 3/21	
16.	Xen PWD Dn. Jhalwar	PWD	0	1(4,5,7,9,10,11), 2(1,2),3(2,3,4)	4/19 to 3/21	

Sr. No.	Name of Division	Deptt.	Outstanding Amount (in lakh)	Para No. of Part – II - A & B	Period of IR	Category of Defects
1	2	3	4	5	6	7
17.	Xen PWD Dn. Barmer	PWD	1168.24	1(2,4),2(1),3(1,9,10),4(1,2),5(1,2,4,5,6,7),6(I,ii,iii), 7	4/19 to 3/21	
18.	Xen PWD Dn. Sapotara	PWD	12697.40	1(2,3),2(1,2,6)	4/19 to 3/21	
19.	Xen PWD Dn. Banswara	PWD	83.43	1 Part-II-A,1(3,4,7)2(3)	4/19 to 3/21	
20.	Project Director PPP PWD Kota	PWD	0	1(11)	4/19 to 3/21	
21.	Xen PWD Dn. Sagwara	PWD	0	3(1,2,3,5)	4/19 to 3/21	
22.	Project Director PPP PWD Jalore	PWD	0	2(1),3(2,3,4),4(1,2)	4/19 to 3/21	
23.	Xen PWD Dn. Salumber	PWD	79.27	1 Part-II-A, 1(1,3,5), 2(4), 4(1-ga,2-ga),5 (1,2,3,4)	4/18 to 3/21	
24.	Xen PWD Dn. Sikar	PWD	0	2(5,6)	4/20 to 3/21	
25.	Xen PWD Dn. Neemkathana	PWD	0	1(1,5,6)	4/20 to 3/21	
26.	Xen PWD Dn. Fatehpur	PWD	0	1(1,3,4,6),2(4),3(2,3,4)	4/19 to 3/21	
27.	SE, PHED, Circle-Dausa	PHED	0	5	4/18 to 3/2020	
28.	XEN, PHED, Div-Dausa	PHED	0	1(1,2,3,4,8,10),2 (1,2,6,7,9),3(1,2,7,8,9,10),4(1,2,5),5(1,2,3,4,5,7,8),6(2,3,5,7,8,9),7(1),8(2,3,4,5),11	4/18 to 3/2020	
29.	XEN, PHED, Dist.Rural Dn.-II Jaipur	PHED	36.88	1(1,2,6,7,8,9,12), 2(1,2,4,6,7,8,9,12,13,15),3(1,4),5 (1,2,3,4,5,6),6(1,3,4,5,7),9	4/20 to 3/2021	
30.	XEN, PHED, Dist. Rural Dn.-III Dudu (Jaipur)	PHED	82.29	1(4,5,7,8),3(1,3)	4/20 to 3/2021	
31.	XEN PHED Project Dn.-II (North) Jaipur	PHED	0	1(2,4,5,6),3	4/20 to 3/2021	
32.	Secretary RWSSM Board Jaipur	PHED	0	1,3	4/20 to 3/2021	

Sr. No.	Name of Division	Deptt.	Outstanding Amount (in lakh)	Para No. of Part – II - A & B	Period of IR	Category of Defects
1	2	3	4	5	6	7
33.	XEN PHED City Dn.-IV (North) Jaipur	PHED	5.64	1(1,2,4,7,8),3	4/20 to 3/2021	
34.	XEN PHED City Dn.-III (North) Jaipur	PHED	2.17	1(2,3,4,5),2(1,2,3,4),3(1,2,3,5,6)	4/20 to 3/2021	
35.	XEN PHED City Dn.-II (South) Jaipur	PHED	276.39	1(2,3,5,6),2(2,4,5),3(5),4(1,3),5(3),6(4,5,7)	4/20 to 3/2021	
36.	XEN PHED Project Dn.-Taranagar (Churu)	PHED	23465.37	1(3,5,6,7,9,10),2(2,3,4,5,6,9),3(2)	4/14 to 3/2021	
37.	XEN PHED Project Dn.-I (CDBP) Bharatpur	PHED	167.83	1(9,10,11),2(2,4),3(9)	4/16 to 3/2021	
38.	XEN PHED Dist.Dn.-II Jodhpur	PHED	97.13	1(1,2,14),2(1,3)4(5,6,7),5(1,5),6	4/17 to 3/2021	
39.	XEN PHED Dn.-Karansana Nohar	PHED	371.96	1(1,4,5),2(2,4),3(1,2)4(ka-1,2,kha-1)	4/16 to 3/2021	
40.	XEN PHED Dist. Dn.-III Jodhpur	PHED	0	2(1)4(1),5(1)	4/17 to 3/2021	
41.	XEN PHED Project Dn.-Jawaja (Beawar)	PHED	0	2(1,2)	4/19 to 3/2021	
42.	XEN PHED Project Dn.-II Bharatpur	PHED	10.00	1(2,4,6-b,7),3(9,10)	12/18 to 3/2021	
43.	XEN PHED Dn.- Churu	PHED	298.67	1(3,5),2(1,2),3(2,3,4)	4/19 to 3/2021	
44.	XEN PHED Dist. Dn.- Phalodi	PHED	0	1(1,2),2(1),3(2),4(2),5(1),6(2)	4/17 to 3/2021	
45.	XEN PHED Project Dn.-Madalgarh (Bhilwara)	PHED	249.51	1(3,4,5,6,7,8-2,3,4,5)3(2,3,4,5,6)	4/19 to 3/2021	
46.	XEN PHED Dn.- Hanumangarh	PHED	0	1(3,4,6),3(4,5,6)	4/19 to 3/2021	
47.	XEN PHED Dn.-Gulabpura (Bhilwara)	PHED	585.95	2(2,4,5,6,7,8),3(1,2)	4/19 to 3/2021	
48.	XEN PHED PMC Dn.-II Jayal (Nagaur)	PHED	10628.86	2(1,3,4,6,7,8,9),3(a),4(1,2)	4/14 to 3/2021	
49.	XEN PHED City Dn.- Jhunjhunu	PHED	0	1(4,6),2(3,5)	4/18 to 3/2021	
50.	XEN PHED Dn.- Kishangarh (Ajmer)	PHED	22.50	1(1,3,5,6,8)3(2,3),4,5(1,2,3),6(2)	4/20 to 3/2021	
51.	XEN PHED Project - I Dn.- Barmer	PHED	0	1(2,4)	4/17 to 3/2021	
52.	XEN PHED PMC Dn.- Makrana (Nagaur)	PHED	23394.46	3(1-I,ii,3,4,5,6),4(2,4	4/20 to 3/2021	

Sr. No.	Name of Division	Deptt.	Outstanding Amount (in lakh)	Para No. of Part – II - A & B	Period of IR	Category of Defects
1	2	3	4	5	6	7
				-I,ii,5,7)		
53.	XEN PHED Project Dn.- Bundi	PHED	0	1(3,4,6),2(3)	4/18 to 3/2021	
54.	XEN PHED Dn.- Merta city (Nagaur)	PHED	843.55	1(1,3,5,6),2(5,6,7,8,9),3(1,3,5,6),4(1,3,5,7),5(3,5,6),6(2,3,4,5,7)	4/19 to 3/2021	
55.	XEN PHED PMC Dn.- Deedwana (Nagaur)	PHED	942.49	1(1,2,4,5,6,8,9),2(1,3,4)	4/19 to 3/2021	
56.	XEN PHED Project Dn.- I Pali	PHED	259.03	1(3),3(2)	4/17 to 3/2021	
57.	XEN PHED Dn.- AbuRoad (Sirohi)	PHED	0	1(1,4),2(5),4(1,4)	4/16 to 3/2021	
58.	XEN PHED Project Dn.- I Banswara	PHED	0	3(2),4(2)	2/14 to 3/2021	
59.	XEN PHED Project Dn.- I Jhalawar	PHED	343.00	1(4,5,8,13,14,15)	4/18 to 3/2021	
60.	XEN PHED Dist. Dn.-I Jaipur	PHED	0	1(2,6,7),2(1,5,6,7,8,9),3(2,6)5(1)	4/20 to 3/2021	
61.	XEN 16 th Division IGNP, Bikaner	IGNP	-	1(1)	04/2013 to 03/2021	-
	-do-	IGNP	-	1(4)	04/2013 to 03/2021	-
	-do-	IGNP	-	3(5)	04/2013 to 03/2021	-

ABSTRACT

Name of Deptt.	No. of Units	Amount (in lakhs)
PWD	26	14148.29
PHED	34	62083.68
WRD	-	-
IGNP	1	-
CAD	-	-
GWD	-	-
Total	61	76231.97

Appendix-R(i)

Statement showing cases of work was not done as per technical specification or equipment, material was not used as per specification or as per condition of agreement or as per Guidelines, Expenditure charged on other Head instead of related Head.

S. No.	Name of division	Deptt.	Outstanding balance (in Lakh)	Para no. of Part-II-A & B	Period of I.R.	Category of defects
1	2	3	4	5	6	7
1.	SPMU, NHP, Jaipur	WRD	-	3	04/2020 to 03/2021	-
2.	XEN WRD Div-I Hanumangarh	WRD	212.19	1(2)	04/2019 to 03/2021	2
3.	XEN 16 th Division IGNP, Bikaner	IGNP	-	1(5)	04/2013 to 03/2021	(1)
	-do-	IGNP	96.36	2(2)	04/2013 to 03/2021	(2)
	-do-	IGNP	1.94	4(6)	04/2013 to 03/2021	-
	-do-	IGNP	19.82	8(1)	04/2013 to 03/2021	-

ABSTRACT

Name of Deptt.	No. of Units	Amount (in lakhs)
PWD	-	-
PHED	-	-
WRD	2	212.19
IGNP	1	118.12
CAD	-	-
GWD	-	-
Total	3	330.31

Appendix-R(ii)

Statement showing cases of work not completed or started

S. No.	Name of division	Deptt.	Outstanding balance (in Lakh)	Para no. of Part-II-A & B	Period of I.R.	Category of defects
1	2	3		5	6	7
-	-	-	-	-	-	-

ABSTRACT

Name of Deptt.	No. of Units	Amount (in lakhs)
PWD	-	-
PHED	-	-
WRD	-	-
IGNP	-	-
CAD	-	-
GWD	-	-
Total	-	-

Appendix-R(iii)

Statement showing cases of Administrative/financial sanction in
contravention of technical sanction and TS issued in excess

S. No.	Name of division	Deptt.	Outstanding balance (in Lakh)	Para no. of Part-II-A & B	Period of I.R.	Category of defects
1	2	3		5	6	7
-	-	-	-	-	-	-

ABSTRACT

Name of Deptt.	No. of Units	Amount (in lakhs)
PWD	-	-
PHED	-	-
WRD	-	-
IGNP	-	-
CAD	-	-
GWD	-	-
Total	-	-

Appendix-R(iv)

1. Statement showing cases of irregular payment of monthly bills/Final Bill

2. Short Payment of Amount of Work

S. No.	Name of division	Deptt.	Outstanding balance (in Lakh)	Para no. of Part-II-A & B	Period of I.R.	Category of defects
1	2	3		5	6	7
1	XEN 16 th Division IGNP, Bikaner	IGNP	0.82	3(3)	04/2013 to 03/2021	2
	-do-	IGNP	-	5(2)	04/2013 to 03/2021	1

ABSTRACT

Name of Deptt.	No. of Units	Amount (in lakhs)
PWD	-	-
PHED	-	-
WRD	-	-
IGNP	1	0.82
CAD	-	-
GWD	-	-
Total	1	0.82

Appendix-R(v)

Statement showing cases of 1- irregularities in NIT and 2- lack of revised A&F

S. No.	Name of division	Deptt.	Outstandi ng balance (in Lakh)	Para no. of Part-II-A & B	Period of I.R.	Category of defects
1	2	3		5	6	7
-	-	-	-	-	-	-

ABSTRACT

Name of Deptt.	No. of Units	Amount (in lakhs)
PWD	-	-
PHED	-	-
WRD	-	-
IGNP	-	-
CAD	-	-
GWD	-	-
Total	-	-

Appendix-S

Statement showing instances of unauthorized financial aid/ undue benefit to contractors/ non- recovery of Mobilization Advance/ Bank guarantee, undue refund of Security Deposit.

Categories of defects

1. Vehicles not provided as per contract condition, laboratory was not established, engineers was not deputed, not fully covered insurance period etc.
2. Acceptance of higher rate of work
3. Undue payment to contractor
4. Additional Performance/Performance Security not obtain
5. Irregular payment to Contractor
6. Over expenditure shown in Accounts.

Sr. No.	Name of Division	Deptt.	Outstanding Amount (in lakh)	Para No. of Part – II - A & B	Period of IR	Category of Defects
1	2	3	4	5	6	7
1.	Xen PWD Dn. Bhinmal	PWD	59.10	1(4,5),2(2,3),4(2,3)	4/19 to 3/21	
2.	Xen PWD Dn. Pali	PWD	61.00	1(9,10)	4/19 to 3/21	
3.	Xen PWD Dn. Nawalgarh	PWD	330.47	1(1),2(2)	4/19 to 3/21	
4.	Xen PWD City Dn. I Jaipur	PWD	13.44	1(1,2)	4/20 to 3/21	
5.	Xen PWD Dn. Khetari	PWD	182.78	1 Part-II A,1(1,2)	4/19 to 3/21	
6.	Xen PWD Dn. Sanchore	PWD	13.16	7	4/16 to 3/21	
7.	Xen PWD Dist. Dn. I Jodhpur	PWD	52.48	1(2,5),2(2)	4/19 to 3/21	
8.	Xen PWD Dn. Itawa	PWD	66.17	1(1,2,5,6,7),2(1,2,3,5,6,7),5(2,3,4,5)	4/19 to 3/21	-
9.	Xen PWD Dn. Jhalwar	PWD	0	1(1)	4/19 to 3/21	
10.	Xen PWD Dn. Barmer	PWD	4.59	1(1),2(2),3(2)	4/19 to 3/21	
11.	Xen PWD Dn. Sapotara	PWD	6406.84	1(5,8),2(4),4(2)	4/19 to 3/21	-
12.	Xen PWD Dn. Banswara	PWD	8.82	1(5)	4/19 to 3/21	
13.	Project Director PPP PWD Kota	PWD	0	1(3,4,6)	4/19 to 3/21	
14.	SE, PHED, Circle-Dausa	PHED	3.99	1	4/18 to 3/2020	
15.	XEN, PHED, Div-Dausa	PHED	15.45	1(9),3(6),4(6)	4/18 to 3/2020	

Sr. No.	Name of Division	Deptt.	Outstanding Amount (in lakh)	Para No. of Part – II - A & B	Period of IR	Category of Defects
1	2	3	4	5	6	7
16.	XEN, PHED, Dist.Rural Dn.-II Jaipur	PHED	5.57	1(4)	4/20 to 3/2021	
17.	XEN PHED Project Dn.-II (North) Jaipur	PHED	133.14	1(3)	4/20 to 3/2021	
18.	XEN PHED Project Dn.-I (CDBP) Bharatpur	PHED	1642.19	1 Part-II-A,1(3,8),2(2,5)3(26,7)	4/16 to 3/2021	
19.	XEN PHED Dist.Dn.-II Jodhpur	PHED	25.05	1(9,10,11)	4/17 to 3/2021	
20.	XEN PHED Dn.-Karansana Nohar	PHED	25.30	1(3),2(3),4(ka-3)	4/16 to 3/2021	
21.	XEN PHED Dist. Dn.-III Jodhpur	PHED	31.42	1(3,6,7),3(2),5(2)	4/17 to 3/2021	
22.	XEN PHED Project Dn.-II Bharatpur	PHED	19.96	1(5)3(2,5,7)	12/18 to 3/2021	
23.	XEN PHED Dist. Dn.- Phalodi	PHED	75.78	1(6,7),3(5)	4/17 to 3/2021	
24.	XEN PHED PMC Dn.-II Jayal (Nagaur)	PHED	1144.26	3(b)	4/14 to 3/2021	
25.	XEN PHED Project Dn.- Bundi	PHED	227.21	1 Part-II-A	4/18 to 3/2021	
26.	XEN PHED Project Dn.- I Pali	PHED	2.93	2	4/17 to 3/2021	
27.	XEN PHED Dist. Dn.-I Jaipur	PHED	23.10	2(2)	4/20 to 3/2021	
28.	SPMU, NHP, Jaipur	WRD	39.76	1	04/2020 to 03/2021	6
	RWSLIP, Jaipur	WRD	0.46	4	04/2020 to 03/2021	3
29.	RWSRPD, Hanumangarh	WRD	1417.00	3	04/2020 to 03/2021	4
30.	XEN WRD Dn.-I Hanumangarh	WRD	0.21	3(1)	04/2019 to 03/2021	3
31.	XEN WRD Dn.-I Hanumangarh	WRD	80.18	4(1)	04/2019 to 03/2021	5

ABSTRACT

Name of Deptt.	No. of Units	Amount (in lakhs)
PWD	13	7198.85
PHED	14	3375.35
WRD	4	1537.61
IGNP	-	-
CAD	-	-
GWD	-	-
Total	31	12111.81

Appendix-T

Statement showing fictitious adjustment

Categories of defects

1. Material transferred to other work.
2. Material not shifted from stores.
3. Material issued to works was in excess of requirement.
4. Without budget expenditure of work charges to miscellaneous PW Advance.
5. Expenditure not related to works but charged to works.
6. Expenditure not charged to concerned head and charged to different head.
7. Material purchased at higher rate.
8. Value of hard rock use full material not recovered.
9. Double payment.
10. Non utilization of Grant.

Sr. No.	Name of Division	Deptt.	Outstanding Amount (in lakh)	Para No. of Part – II - A & B	Period of IR	Category of Defects
1	2	3	4	5	6	7
1.	Xen PWD City Dn. I Jaipur	PWD	0	6(1)	4/20 to 3/21	5
2.	XEN, PHED, Dist.Rural Dn.-II Jaipur	PHED	1.86	1(5),2(11)	4/20 to 3/2021	
3.	XEN PHED Dist.Dn.-II Jodhpur	PHED	11.49	1(15)	4/17 to 3/2021	
4.	XEN PHED Dist. Dn.- Phalodi	PHED	63.12	1(3-a,b,c),3(4)	4/17 to 3/2021	
5.	XEN PHED City Dn.- Jhunjhunu	PHED	14.15	1(1),2(1)	4/18 to 3/2021	5
6.	XEN 16 th Division IGNP, Bikaner	IGNP	1.58	2(1)	04/2013 to 03/2021	5
	-do-	IGNP	0.32	3(2)	04/2013 to 03/2021	5
	-do-	IGNP	49.31	4(1)	04/2013 to 03/2021	5
	-do-	IGNP	48.67	5(1)	04/2013 to 03/2021	5
	-do-	IGNP	4.76	5(3)	04/2013 to 03/2021	5
	-do-	IGNP	13.96	6(1)	04/2013 to 03/2021	5
7.	CE, IGNP, Bikaner	IGNP	4970.55	01	04/2019 to 03/2021	7

ABSTRACT

Name of Deptt.	No. of Units	Amount (in lakhs)
PWD	1	-
PHED	4	90.62
WRD	-	-
IGNP	2	5089.15
CAD	-	-
GWD	-	-
Total	7	5179.77

Appendix-U

Statement showing cases of non-production of records/information to Audit Party

Sr. No.	Name of Division	Deptt.	Outstanding Amount (in lakh)	Para No. of Part – II - A & B	Period of IR	Category of Defects
1	2	3	4	5	6	7
1.	Xen PWD Dn. Bhinmal	PWD	0	1(2) Part II – A,2(1),4(5)	4/19 to 3/21	
2.	CE & Addl. Sect. PWD Raj Jaipur.	PWD	0	7,12(1,2,3,4)	4/20 to 3/21	
3.	Xen PWD Dn. Beawer	PWD	0	1(6)	4/19 to 3/21	
4.	Xen PWD Dn. Nawalgarh	PWD	0	2(4)	4/19 to 3/21	
5.	Xen PWD Dn. Sanchole	PWD	2.71	2(7)	4/16 to 3/21	
6.	Xen PWD Dist. Dn. I Jodhpur	PWD	0	4(8)	4/19 to 3/21	
7.	Xen PWD Dn. Jhalwar	PWD	0	3(8)	4/19 to 3/21	
8.	Xen PWD Dn. Barmer	PWD	0	8	4/19 to 3/21	
9.	Xen PWD Dn. Banswara	PWD	0	1(5)	4/19 to 3/21	
10.	Project Director PPP PWD Kota	PWD	0	1(5,7),3	4/19 to 3/21	
11.	SE, PHED, Circle-Dausa	PHED	-	7(b)	4/18 to 3/2020	
12.	XEN, PHED, Div-Dausa	PHED	-	1(12),2(10),5(9),6(10),8(6)	4/18 to 3/2020	
13.	XEN, PHED, Dist.Rural Dn.-II Jaipur	PHED	-	10(gha)	4/20 to 3/2021	
14.	XEN PHED City Dn.-II (South) Jaipur	PHED	-	4(2),5(4)6(8)	4/20 to 3/2021	
15.	XEN PHED Project Dn.-Taranagar (Churu)	PHED	-	1(8),2(7)	4/14 to 3/2021	
16.	XEN PHED Project Dn.-I (CDBP) Bharatpur	PHED	-	1(12),2(6)	4/16 to 3/2021	
17.	XEN PHED Dist.Dn.-II Jodhpur	PHED	-	5(9)	4/17 to 3/2021	
18.	XEN PHED Dist. Dn.- Phalodi	PHED	-	4(5),8	4/17 to 3/2021	
19.	XEN PHED City Dn.- Jhunjhunu	PHED	-	1(8)	4/18 to 3/2021	
20.	XEN PHED Project - I Dn.- Barmer	PHED	-	1(8),3(4)	4/17 to 3/2021	
21.	XEN PHED PMC Dn.- Deedwana (Nagaur)	PHED	-	1(7)	4/19 to 3/2021	
22.	XEN PHED Project Dn.- I Banswara	PHED	-	4(4)	2/14 to 3/2021	
23.	XEN PHED Dist. Dn.-I Jaipur	PHED	-	6(a)	4/20 to 3/2021	
24.	XEN Div-I Hanumangarh	WRD	-	2(3)	04/2019 to	-

Sr. No.	Name of Division	Deptt.	Outstanding Amount (in lakh)	Para No. of Part – II - A & B	Period of IR	Category of Defects
1	2	3	4	5	6	7
					03/2021	
25.	XEN 16 th Division IGNP, Bikaner	IGNP	-	3(6)	04/2013 to 03/2021	-
	-do-	IGNP	-	4(2)(b)	04/2013 to 03/2021	-
	-do-	IGNP	-	5(4)	04/2013 to 03/2021	-
	-do-	IGNP	-	6(2)	04/2013 to 03/2021	-
	-do-	IGNP	-	9(2)	04/2013 to 03/2021	-
26.	C.E. (W), CAD, Bikaner	CAD	-	2	04/2019 to 03/2021	-

ABSTRACT

Name of Deptt.	No. of Units	Amount (in lakhs)
PWD	10	2.71
PHED	13	-
WRD	1	-
IGNP	1	-
CAD	1	-
GWD	-	-
Total	26	2.71

Appendix-V

Statement showing non-reconciliation (monthly) with treasury (form-51)

Sr. No.	Name of Division	Deptt.	Outstanding Amount (in lakh)		Para No. of Part – II - A & B	Period of IR	Category of Defects
			Cheque	Challan			
1	2	3	4		5	6	7
1.	Xen PWD Dn. Rajakhera Dholpur	PWD	84.73	0	6(17)	4/19 to 3/21	
2.	Xen PWD Dn. Bhinmal	PWD	322.05	28.47	7(16)	4/19 to 3/21	
3.	Xen PWD Dn. Deedwana	PWD	27.96	170.26	7(17)	4/19 to 3/21	
4.	Xen PWD Dn. Parbatsar	PWD	0	0	7(17)	4/19 to 3/21	WAM
5.	Xen PWD Dn. Degana	PWD	0	0	7(17)	4/19 to 3/21	WAM
6.	Xen PWD Dn. Beawer	PWD	0	0	7(18)	4/19 to 3/21	IFMS
7.	Xen PWD City Dn. I Jaipur	PWD	0	0	8(16)	4/20 to 3/21	IFMS
8.	Xen PWD Dn. Sanchore	PWD	70.82	0.01	9(18)	4/16 to 3/21	
9.	Xen PWD Dist. Dn. I Jodhpur	PWD	70.82	31.38	6(19)	4/19 to 3/21	
10.	Xen PWD Dn. NCRBP Alwar	PWD	0	0	4(13)	4/19 to 3/21	On Line
11.	Xen PWD Dn. Phulera	PWD	-5.70	0	6(17)	4/20 to 3/21	
12.	Xen PWD Dn. Itawa	PWD	0	0	8(18)	4/19 to 3/21	IFMS
13.	Xen PWD Dn. Jhalwar	PWD	0	0	8(18)	4/19 to 3/21	IFMS
14.	Xen PWD Dn. Barmer	PWD	2.03	115.47	10(18)	4/19 to 3/21	
15.	Xen PWD Dn. Sapotara	PWD	0.40	0	5(17)	4/19 to 3/21	
16.	Xen PWD Dn. Banswara	PWD	-15.01	-12.30	6(18)	4/19 to 3/21	
17.	Project Director PPP PWD Kota	PWD	0	0	5(11)	4/19 to 3/21	IFMS
18.	Xen PWD Dn. Sagwara	PWD	4.96	-3.59	7(da)	4/19 to 3/21	

Sr. No.	Name of Division	Deptt.	Outstanding Amount (in lakh)		Para No. of Part – II - A & B	Period of IR	Category of Defects
			Cheque	Challan			
1	2	3	4		5	6	7
19.	Xen PWD Dn. Salumber	PWD	-0.43	-1.59	7(17)	4/18 to 3/21	
20.	Xen PWD Dn. Sikar	PWD	1.31	7.43	8(16)	4/20 to 3/21	
21.	Xen PWD Dn. Neemkathana	PWD	21.28	-0.76	7(12)	4/20 to 3/21	
22.	Xen PWD Dn. Fatehpur	PWD	3.16	0.05	6(17)	4/19 to 3/21	
23.	XEN, PHED, Div-Dausa	PHED	23.68	-78.48	14(18)	4/18 to 3/2020	
24.	XEN, PHED, Dist.Rural Dn.-II Jaipur	PHED	-58.00	329.34	11(16)	4/20 to 3/2021	
25.	XEN, PHED, Dist. Rural Dn.-III Dudu (Jaipur)	PHED	1.72	0.42	6(16)	4/20 to 3/2021	
26.	XEN PHED Project Dn.-II (North) Jaipur	PHED	0	0	5(18)	4/20 to 3/2021	WAM
27.	XEN PHED City Dn.-IV (North) Jaipur	PHED	0	0	6(18)	4/20 to 3/2021	WAM
28.	XEN PHED City Dn.-III (North) Jaipur	PHED	1.50	16.81	5(16)	4/20 to 3/2021	
29.	XEN PHED City Dn.-II (South) Jaipur	PHED	-6.70	-15.25	7(19)	4/20 to 3/2021	
30.	XEN PHED Project Dn.-Taranagar (Churu)	PHED	0	0	4(6)	4/14 to 3/2021	WAM
31.	XEN PHED Project Dn.-I (CDBP) Bharatpur	PHED	0.03	0.00	6(16)	4/16 to 3/2021	
32.	XEN PHED Dist.Dn.-II Jodhpur	PHED	41.04	-73.61	8(16)	4/17 to 3/2021	
33.	XEN PHED Dn.-Karansana Nohar	PHED	0	0	6(18)	4/16 to 3/2021	
34.	XEN PHED Dist. Dn.-III Jodhpur	PHED	3.37	81.64	7(16)	4/17 to 3/2021	
35.	XEN PHED Project Dn.-II Bharatpur	PHED	0	0	5(16)	12/18 to 3/2021	WAM
36.	XEN PHED Dn.- Churu	PHED	-88.82	-31.41	5(19)	4/19 to 3/2021	
37.	XEN PHED Dist. Dn.-Phalodi	PHED	33.28	-45.97	11(16)	4/17 to 3/2021	
38.	XEN PHED Project Dn.-Madalgarh (Bhilwara)	PHED	0	0	5(16)	4/19 to 3/2021	WAM
39.	XEN PHED Dn.-Hanumangarh	PHED	904.68	187.03	6(18)	4/19 to 3/2021	

Sr. No.	Name of Division	Deptt.	Outstanding Amount (in lakh)		Para No. of Part – II - A & B	Period of IR	Category of Defects
			Cheque	Challan			
1	2	3	4		5	6	7
40.	XEN PHED Dn.- Gulabpura (Bhilwara)	PHED	0	0	5(16)	4/19 to 3/2021	WAM
41.	XEN PHED City Dn.- Jhunjhunu	PHED	21.55	6.32	5(19)	4/18 to 3/2021	
42.	XEN PHED Dn.- Kishangarh (Ajmer)	PHED	5.86	-1.95	8(6)	4/20 to 3/2021	
43.	XEN PHED Project - I Dn.- Barmer	PHED	0	0	6(16)	4/17 to 3/2021	WAM
44.	XEN PHED PMC Dn.- Makrana (Nagaur)	PHED	0	0	6(17)	4/20 to 3/2021	WAM
45.	XEN PHED Project Dn.- Bundi	PHED	0	0	5(17)	4/18 to 3/2021	WAM
46.	XEN PHED Dn.- Merta city (Nagaur)	PHED	0	0	9(16)	4/19 to 3/2021	WAM
47.	XEN PHED PMC Dn.- Deedwana (Nagaur)	PHED	0	0	7(17)	4/19 to 3/2021	WAM
48.	XEN PHED Project Dn.- I Pali	PHED	0	0	4(17)	4/17 to 3/2021	WAM
49.	XEN PHED Dn.- AbuRoad (Sirohi)	PHED	0	0	7(18)	4/16 to 3/2021	WAM
50.	XEN PHED Project Dn.- II Banswara	PHED	0	0	4(17)	First Audit to 3/2021	WAM
51.	XEN PHED Project Dn.- I Banswara	PHED	0	0	6(16)	2/14 to 3/2021	WAM
52.	XEN PHED Project Dn.- I Jhalawar	PHED	0.18	-1.10	4(17)	4/18 to 3/2021	
53.	XEN PHED Dist. Dn.-I Jaipur	PHED	12.39	30.43	8(19)	4/20 to 3/2021	
54.	XEN WRD Div-I Hanumangarh	WRD	-	10(16)	04/2019 to 03/2021	-	
55.	XEN 16 th Division IGNP, Bikaner	IGNP	-	15(16)	04/2013 to 03/2021	-	

ABSTRACT

Name of Deptt.	No. of Units	Amount (in lakhs)	
		Cheque	Challan
PWD	22	588.38	334.83
PHED	31	895.76	404.22
WRD	1	-	-
IGNP	1	-	-
CAD	-	-	-
GWD	-	-	-
Total	55	1484.14	739.05

Appendix-W

Statement showing Non-imposition of penalty/Compensation/Liquidated damages etc. and recovery of L.D. not credited to the Revenue Head/ B/G amount not Forfeited.

Categories of defects

1. Penalty
2. Compensation
3. Liquidated damages

Sr. No.	Name of Division	Deptt.	Outstanding Amount (in lakh)	Para No. of Part – II - A & B	Period of IR	Category of Defects
1	2	3	4	5	6	7
1.	Xen PWD Dn. Bhinmal	PWD	9.78	1(6)	4/19 to 3/21	
2.	CE & Addl. Sect. PWD Raj Jaipur.	PWD	0	8(2)	4/20 to 3/21	
3.	Xen PWD Dn. Parbatsar	PWD	0	1(4-ka)	4/19 to 3/21	
4.	Xen PWD Dn. Beawer	PWD	21.67	3(5,6),	4/19 to 3/21	
5.	Xen PWD Dn. Nawalgarh	PWD	382.06	1(5,8),2(1)	4/19 to 3/21	
6.	Xen PWD Dist. Dn. I Jodhpur	PWD	3.53	3(2)	4/19 to 3/21	
7.	Xen PWD Dn. NCRBP Alwar	PWD	989.00	3(1)	4/19 to 3/21	
8.	Xen PWD Dn. Dausa	PWD	0	1(2)	4/20 to 3/21	
9.	Xen PWD Dn. Itawa	PWD	326.34	1(8)	4/19 to 3/21	
10.	Xen PWD Dn. Jhalwar	PWD	0	4	4/19 to 3/21	
11.	Xen PWD Dn. Sapotara	PWD	1336.36	1(4),2(5),4(1)	4/19 to 3/21	
12.	Xen PWD Dn. Banswara	PWD	68.98	1(1),4(1)	4/19 to 3/21	
13.	Xen PWD Dn. Sagwara	PWD	33.8	4(ka),5(1-ka),6	4/19 to 3/21	
14.	Xen PWD Dn. Salumber	PWD	36.94	2(1-ka,5),4(1-ka,2-ka),5(5)	4/18 to 3/21	
15.	Xen PWD Dn. Neemkathana	PWD	37.12	1(2-ka),4(2)	4/20 to 3/21	
16.	Xen PWD Dn. Fatehpur	PWD	25.06	2(1-ka)	4/19 to 3/21	
17.	XEN, PHED, Div-Dausa	PHED	65.80	2(4),3(5),5(6),6(4)	4/18 to 3/2020	
18.	XEN, PHED, Dist.Rural Dn.-II Jaipur	PHED	4.76	2(3),3(3),6(2)	4/20 to 3/2021	
19.	XEN, PHED, Dist. Rural Dn.-III Dudu (Jaipur)	PHED	2.26	1(2)	4/20 to 3/2021	
20.	Secretary RWSSM Board Jaipur	PHED	0	2	4/20 to 3/2021	
21.	XEN PHED City Dn.-IV (North)	PHED	6.67	1(3),4	4/20 to 3/2021	

Sr. No.	Name of Division	Deptt.	Outstanding Amount (in lakh)	Para No. of Part – II - A & B	Period of IR	Category of Defects
1	2	3	4	5	6	7
	Jaipur					
22.	XEN PHED City Dn.-III (North) Jaipur	PHED	8.16	1(1)	4/20 to 3/2021	
23.	XEN PHED City Dn.-II (South) Jaipur	PHED	0	2(1)	4/20 to 3/2021	
24.	XEN PHED Project Dn.-Taranagar (Churu)	PHED	545.92	1(2)	4/14 to 3/2021	
25.	XEN PHED Project Dn.-I (CDBP) Bharatpur	PHED	4891.49	2,4 Part-II-A,1(1,5),3(1,5)	4/16 to 3/2021	
26.	XEN PHED Dn.-Karansana Nohar	PHED	8.89	4(gha),5	4/16 to 3/2021	
27.	XEN PHED Dist. Dn.-III Jodhpur	PHED	89.22	3(1),4(2),5(3)	4/17 to 3/2021	
28.	XEN PHED Project Dn.-II Bharatpur	PHED	606.67	3(1,4)	12/18 to 3/2021	
29.	XEN PHED Dn.- Churu	PHED	3.19	1(1)	4/19 to 3/2021	
30.	XEN PHED Dist. Dn.- Phalodi	PHED	11.66	4(3,4),5(3),6(1)	4/17 to 3/2021	
31.	XEN PHED Project Dn.-Madalgarh (Bhilwara)	PHED	1630.14	1(1,2,8-1)	4/19 to 3/2021	
32.	XEN PHED Dn.- Hanumangarh	PHED	56.00	2(1),3(3),4(1)	4/19 to 3/2021	
33.	XEN PHED Dn.-Gulabpura (Bhilwara)	PHED	3672.36	2(1),3(3)	4/19 to 3/2021	
34.	XEN PHED PMC Dn.-II Jayal (Nagaur)	PHED	2288.53	2(2)	4/14 to 3/2021	
35.	XEN PHED City Dn.- Jhunjhunu	PHED	1.07	3	4/18 to 3/2021	
36.	XEN PHED Dn.- Kishangarh (Ajmer)	PHED	263.22	1(2),3(1)	4/20 to 3/2021	
37.	XEN PHED Project - I Dn.-Barmer	PHED	2664.37	1(1,3),2,3(1)	4/17 to 3/2021	
38.	XEN PHED PMC Dn.- Makrana (Nagaur)	PHED	0	4(1)	4/20 to 3/2021	
39.	XEN PHED Project Dn.- Bundi	PHED	1.67	3(1,2,3)	4/18 to 3/2021	
40.	XEN PHED Dn.- Merta city (Nagaur)	PHED	12.75	2(3),4(2,4,6),5(1)	4/19 to 3/2021	
41.	XEN PHED Project Dn.- I Pali	PHED	1329.02	1(1,2,4,5,6),3(1)	4/17 to 3/2021	
42.	XEN PHED Dn.- AbuRoad (Sirohi)	PHED	1529.95	1(2),2(2,3,4),4(2)	4/16 to 3/2021	
43.	XEN PHED Project Dn.- II Banswara	PHED	488.29	1(1)	First Audit to 3/2021	
44.	XEN PHED Project Dn.- I	PHED	781.39	2 Part-II-	2/14 to 3/2021	

Sr. No.	Name of Division	Deptt.	Outstanding Amount (in lakh)	Para No. of Part – II - A & B	Period of IR	Category of Defects
1	2	3	4	5	6	7
	Banswara			A,2(2),3(1), 4(1)		
45.	XEN PHED Dist. Dn.-I Jaipur	PHED	45.61	1(1),3(1)	4/20 to 3/2021	
46.	RWSRPD, Hanumangarh	WRD	-	1	04/2020 to 03/2021	3
	-do-	WRD	-	2	04/2020 to 03/2021	3
47.	C.E. WRD, Jaipur	WRD	0.83	3	04/2020 to 03/2021	3
48.	XEN WRD Div-I Hanumangarh	WRD	27.25	1(1)	04/2019 to 03/2021	3
49.	XEN 16 th Division IGNP, Bikaner	IGNP	32.36	1(2)	04/2013 to 03/2021	3
	-do-	IGNP	1	4(2)(A)	04/2013 to 03/2021	3
	-do-	IGNP	2.22	7(1)	04/2013 to 03/2021	3

ABSTRACT

Name of Deptt.	No. of Units	Amount (in lakhs)
PWD	16	3270.64
PHED	29	21009.06
WRD	3	28.08
IGNP	1	35.58
CAD	-	-
GWD	-	-
Total	49	24343.36

Appendix-X

Statement showing cases of 1. Unauthorized 2. Avoidable 3. Irregular 4. Wasteful 5. Overpayment 6. Blocking of fund 7. Unfruitful expenditure

Sr. No.	Name of Division	Deptt.	Outstanding Amount (in lakh)	Para No. of Part – II - A & B	Period of IR	Category of Defects
1	2	3	4	5	6	7
1.	Xen PWD Dn. Bhinmal	PWD	490.97	1(1),2 Part-IIA,1(1),3,4(6)	4/19 to 3/21	
2.	CE & Addl. Sect. PWD Raj Jaipur.	PWD	1657.66	1 Part-IIA	4/20 to 3/21	
3.	Xen PWD Dn. Deedwana	PWD	1469.01	1 Part-IIA, 1,2(2),5	4/19 to 3/21	
4.	Xen PWD Dn. Parbatsar	PWD	2.00	1(1),4(1),5(a,b)	4/19 to 3/21	
5.	Xen PWD Dn. Degana	PWD	1198.18	1(1,3),3(5),4	4/19 to 3/21	
6.	Xen PWD Dn. Beawer	PWD	668.46	1(1,4),2(1),3(7) 4(2)	4/19 to 3/21	
7.	Xen PWD Dn. Pali	PWD	0.68	3	4/19 to 3/21	
8.	Xen PWD Dn. Nawalgarh	PWD	2505.62	1(4,9,10),2(8,10)	4/19 to 3/21	
9.	Xen PWD City Dn. I Jaipur	PWD	147.24	1Part-II-A,2,	4/20 to 3/21	
10.	Xen PWD Dn. Khetari	PWD	0.90	3	4/19 to 3/21	
11.	Xen PWD Dn. Sanchore	PWD	1163.48	1(2,6),2(2,4),3(A,B,C),4(B),8	4/16 to 3/21	
12.	Xen PWD Dist. Dn. I Jodhpur	PWD	142.08	1(3),2(3,5,7-ka,kha),3(1),4(1,5),5(3)	4/19 to 3/21	
13.	Xen PWD Dn. NCRBP Alwar	PWD	2531.00	1(2),2(1)	4/19 to 3/21	
14.	Xen PWD Dn. Dausa	PWD	116.98	1(6),2,3	4/20 to 3/21	
15.	Xen PWD Dn. Phulera	PWD	37.58	1(1,4),2,3(1,2),4(2,3)	4/20 to 3/21	
16.	Xen PWD Dn. Itawa	PWD	8.09	3,4	4/19 to 3/21	
17.	Xen PWD Dn. Jhalwar	PWD	14.48	1(12)	4/19 to 3/21	-
18.	Xen PWD Dn. Barmer	PWD	248.59	3(3,4,5,7,8),5(3)	4/19 to 3/21	
19.	Xen PWD Dn. Sapotara	PWD	155.84	1(1),2(7),3	4/19 to 3/21	
20.	Xen PWD Dn. Banswara	PWD	1.43	2(1).3(a,b,c)	4/19 to 3/21	
21.	Project Director PPP PWD Kota	PWD	2668.32	3 Part-II-A, 1(1,8,9),	4/19 to 3/21	

Sr. No.	Name of Division	Deptt.	Outstanding Amount (in lakh)	Para No. of Part – II - A & B	Period of IR	Category of Defects
1	2	3	4	5	6	7
22.	Xen PWD Dn. Sagwara	PWD	388.03	1	4/19 to 3/21	
23.	Xen PWD Dn. Salumber	PWD	19.76	2(2,3),3	4/18 to 3/21	
24.	Xen PWD Dn. Sikar	PWD	415.04	1,2 Part-II-A, 1,2(1,2,3,4,7,8),3,4,5,6	4/20 to 3/21	
25.	Xen PWD Dn. Neemkathana	PWD	81.83	1(3,4),2,3(1,2),4(1)	4/20 to 3/21	
26.	Xen PWD Dn. Fatehpur	PWD	47.96	2(2,3),4(a,b)5	4/19 to 3/21	
27.	SE, PHED, Circle-Dausa	PHED	9.75	2,3,6	4/18 to 3/2020	
28.	XEN, PHED, Dist.Rural Dn.-II Jaipur	PHED	235.79	1(3),2(10),3(2),4,8	4/20 to 3/2021	
29.	XEN, PHED, Dist. Rural Dn.-III Dudu (Jaipur)	PHED	128.01	1(6),2	4/20 to 3/2021	
30.	XEN PHED Project Dn.-II (North) Jaipur	PHED	173.65	1 Part-II-A, 1(7),2	4/20 to 3/2021	
31.	Secretary RWSSM Board Jaipur	PHED	83.55	6	4/20 to 3/2021	
32.	XEN PHED City Dn.-IV (North) Jaipur	PHED	457.08	2	4/20 to 3/2021	
33.	XEN PHED City Dn.-II (South) Jaipur	PHED	62.09	1(1),3(1,2,3,4),6(3)	4/20 to 3/2021	
34.	XEN PHED Project Dn.-Taranagar (Churu)	PHED	545.42	1 Part-II-A	4/14 to 3/2021	
35.	XEN PHED Project Dn.-I (CDBP) Bharatpur	PHED	468.91	3 Part-II-A, 1(2),3(3)	4/16 to 3/2021	
36.	XEN PHED Dist.Dn.-II Jodhpur	PHED	542.83	1(3,4,5,8),2(4),3(a),4(4), 5(2,3,4,7,8)	4/17 to 3/2021	
37.	XEN PHED Dn.-Karansana Nohar	PHED	16.16	1(2),2(1)	4/16 to 3/2021	
38.	XEN PHED Dist. Dn.-III Jodhpur	PHED	217.62	1(1,2,4),2(3), 3(3),4(3-ka,kha,ga,gha,cha,5,6),5(4)	4/17 to 3/2021	
39.	XEN PHED Project Dn.-Jawaja (Beawar)	PHED	206.08	1	4/19 to 3/2021	
40.	XEN PHED Project Dn.-II Bharatpur	PHED	4791.09	1(1,6-a),2,3(8)	12/18 to 3/2021	
41.	XEN PHED Dn.- Churu	PHED	0.11	3(1)	4/19 to 3/2021	
42.	XEN PHED Dist. Dn.- Phalodi	PHED	307.65	2(2,3,4,6),3(4/17 to 3/2021	

Sr. No.	Name of Division	Deptt.	Outstanding Amount (in lakh)	Para No. of Part – II - A & B	Period of IR	Category of Defects
1	2	3	4	5	6	7
				1,3),4,7		
43.	XEN PHED Project Dn.-Madalgarh (Bhilwara)	PHED	36.90	2(1,2),3(1)	4/19 to 3/2021	
44.	XEN PHED Dn.-Gulabpura (Bhilwara)	PHED	198.41	1	4/19 to 3/2021	
45.	XEN PHED PMC Dn.-II Jayal (Nagaur)	PHED	1809.75	1,2(5a,b,10,11,12,15,16),4(3,4),	4/14 to 3/2021	
46.	XEN PHED Dn.- Kishangarh (Ajmer)	PHED	56.34	2,6(1)	4/20 to 3/2021	
47.	XEN PHED Project - I Dn.- Barmer	PHED	256.13	1(7),3(3,5),4	4/17 to 3/2021	
48.	XEN PHED PMC Dn.- Makrana (Nagaur)	PHED	517.56	1,2,4(3)	4/20 to 3/2021	
49.	XEN PHED Project Dn.- Bundi	PHED	507.52	1(1,2),2(1,2)	4/18 to 3/2021	
50.	XEN PHED Dn.- Merta city (Nagaur)	PHED	190.99	2(1),2(2),6(1),7(1)	4/19 to 3/2021	
51.	XEN PHED PMC Dn.- Deedwana (Nagaur)	PHED	42.13	1 Part-II-A,2(2),3,5	4/19 to 3/2021	
52.	XEN PHED Project Dn.- I Banswara	PHED	2247.68	1 Part-II-A,1,5(1,2-a,b)	2/14 to 3/2021	
53.	XEN PHED Project Dn.- I Jhalawar	PHED	1775.62	1(1,2,3),2	4/18 to 3/2021	
54.	XEN PHED Dist. Dn.-I Jaipur	PHED	146.88	1(3,4),3(4),4	4/20 to 3/2021	
55.	SPMU, NHP, Jaipur	WRD	9.06	2	04/2020 to 03/2021	1
56.	XEN WRD Div-I Hanumangarh	WRD	2.16	2(1)	04/2019 to 03/2021	5
57.	XEN 16th Division IGNP, Bikaner	IGNP	23.61	11	04/2013 to 03/2021	2
58.	C.E. GWD, Jodhpur	GWD	2.18	4	04/2019 to 03/2021	3
59.	C.E. GWD, Bikaner	GWD	52.84	1	04/2017 to 03/2021	2

ABSTRACT

Name of Deptt.	No. of Units	Amount (in lakhs)
PWD	26	16,181.21
PHED	28	16,031.70
WRD	2	11.22
IGNP	1	23.61
CAD	-	-
GWD	2	55.02
Total	59	32,302.76

Appendix-X(i)

Statement showing cases of work order being issued without land acquisition

S. No.	Name of division	Deptt.	Outstanding balance (in Lakh)	Para no. of Part-II-A & B	Period of I.R.	Category of defects
1	2	3	4	5	6	7
-	-	-	-	-	-	-

ABSTRACT

Name of Deptt.	No. of Units	Amount (in lakhs)
PWD	-	-
PHED	-	-
WRD	-	-
IGNP	-	-
CAD	-	-
GWD	-	-
Total	-	-

Appendix-X(ii)

Statement showing cases of overpayment to contractor

S. No.	Name of division	Deptt	Outstanding balance (in Lakh)	Para no. of Part-II-A & B	Period of I.R.	Categor yof defects
1	2	3	4	5	6	7
-	-	-	-	-	-	-

ABSTRACT

Name of Deptt.	No. of Units	Amount (in lakhs)
PWD	-	-
PHED	-	-
WRD	-	-
IGNP	-	-
CAD	-	-
GWD	-	-
Total	-	-

Appendix-X(iii)

Statement showing cases of lack of target achievements

S. No.	Name of division	Deptt.	Outstanding balance (in Lakh)	Para no. of Part-II-A & B	Period of I.R.	Category of defects
1	2	3	4	5	6	7
1	RWSLIP, Jaipur	WRD	-	3		-
2	C.E. WRD, Jaipur	WRD	-	4	04/2020 to 03/2021	-
3	XEN WRD Div-I Hanumangarh	WRD	-	5(2)	04/2019 to 03/2021	-
4	XEN 16 th Division IGNP, Bikaner	IGNP	-	9(1)	04/2013 to 03/2021	-
5	C.E. IGNP, Bikaner	IGNP	-	5	04/2019 to 03/2021	-
	-do-	IGNP	-	4(2)	04/2019 to 03/2021	-
6	C.E. (W) CAD, Bikaner	CAD	-	3	04/2019 to 03/2021	-
7	C.E. GWD, Jodhpur	GWD	-	2	04/2019 to 03/2021	-
	-do-	GWD	-	3	04/2019 to 03/2021	-
8	C.E.GWD, Bikaner	GWD	-	3	04/2017 to 03/2021	-

ABSTRACT

Name of Deptt.	No. of Units	Amount (in lakhs)
PWD	-	-
PHED	-	-
WRD	3	-
IGNP	2	-
CAD	1	-
GWD	2	-
Total	8	-

Appendix-X(iv)

Statement showing cases of Lack of supervision and Monitoring by departmental officials.

S. No.	Name of division	Deptt.	Outstanding balance (in Lakh)	Para no. of Part-II-A & B	Period of I.R.	Category of defects
1	2	3	4	5	6	7
1	C.E. (W) CAD, Bikaner	CAD	-	2	04/2019 to 03/2021	-

ABSTRACT

Name of Deptt.	No. of Units	Amount (in lakhs)
PWD	-	-
PHED	-	-
WRD	-	-
IGNP	-	-
CAD	1	-
GWD	-	-
Total	1	-

Appendix-X(v)

Statement showing cases of refund of security deposit and bank guarantee before completion of defect liability period

S. No.	Name of division	Deptt.	Outstanding balance (in Lakh)	Para no. of Part-II-A & B	Period of I.R.	Category of defects
1	2	3	4	5	6	7
			-			

ABSTRACT

Name of Deptt.	No. of Units	Amount (in lakhs)
PWD	-	-
PHED	-	-
WRD	-	-
IGNP	-	-
CAD	-	-
GWD	-	-
Total	-	-

Appendix-X(vi)

Statement showing of irregularities in submission and approval of time extension cases.

S. No.	Name of division	Deptt.	Outstanding balance (in Lakh)	Para no. of Part-II-A & B	Period of I.R.	Category of defects
1	2	3	4	5	6	7
1.	XEN WRD Div-I Hanumangarh	WRD	-	1(4)	04/2019 to 03/2021	-
2.	XEN 16 th Division IGNP, Bikaner	IGNP	-	4(4)	04/2013 to 03/2021	-
	-do-	IGNP	-	4(5)	04/2013 to 03/2021	-
	-do-	IGNP	-	7(2)	04/2013 to 03/2021	-

ABSTRACT

Name of Deptt.	No. of Units	Amount (in lakhs)
PWD	-	-
PHED	-	-
WRD	1	-
IGNP	1	-
CAD	-	-
GWD	-	-
Total	2	-

Appendix-Y

**Statement showing balances under liquidated damages etc. material purchase settlement
and all stock balance (MPSSA).**

Sr. No.	Name of Division	Deptt.	Outstanding Amount (in lakh)	Para No. of Part – II - A & B	Period of IR	Category of Defects
1	2	3	4	5	6	7
1.	Xen PWD Dn. Bhinmal	PWD	-	7(8)	4/19 to 3/21	
2.	Xen PWD Dn. Deedwana	PWD	-	7(10)	4/19 to 3/21	
3.	Xen PWD Dn. Parbatsar	PWD	-	7(10)	4/19 to 3/21	
4.	Xen PWD Dn. Degana	PWD	-	7(10)	4/19 to 3/21	
5.	Xen PWD Dn. Beawer	PWD	-	7(10)	4/19 to 3/21	
6.	Xen PWD Dn. Pali	PWD	-	5(9)	4/19 to 3/21	
7.	Xen PWD Dn. Nawalgarh	PWD	-	5(9)	4/19 to 3/21	
8.	Xen PWD City Dn. I Jaipur	PWD	-	8(12)	4/20 to 3/21	
9.	Xen PWD Dist. Dn. I Jodhpur	PWD	-	6(13)	4/19 to 3/21	
10.	Xen PWD Dn. NCRBP Alwar	PWD	-	4(12)	4/19 to 3/21	
11.	Xen PWD Dn. Dausa	PWD	-	6(9)	4/20 to 3/21	
12.	Xen PWD Dn. Phulera	PWD	-	6(10)	4/20 to 3/21	
13.	Xen PWD Dn. Itawa	PWD	-	8(10)	4/19 to 3/21	
14.	Xen PWD Dn. Jhalwar	PWD	-	8(10)	4/19 to 3/21	-
15.	Xen PWD Dn. Barmer	PWD	-	10(10)	4/19 to 3/21	
16.	Xen PWD Dn. Sapotara	PWD	-	5(10)	4/19 to 3/21	-
17.	Xen PWD Dn. Banswara	PWD	-	6(10,12)	4/19 to 3/21	
18.	Project Director PPP PWD Kota	PWD	-	5(4)	4/19 to 3/21	
19.	Xen PWD Dn. Sagwara	PWD	-	7(ana)	4/19 to 3/21	
20.	Xen PWD Dn. Salumber	PWD	-	7(17)	4/18 to 3/21	
21.	Xen PWD Dn. Sikar	PWD	-	8(15)	4/20 to 3/21	
22.	Xen PWD Dn. Neemkathana	PWD	-	7(8)	4/20 to 3/21	
23.	Xen PWD Dn. Fatehpur	PWD	-	6(14)	4/19 to 3/21	
24.	XEN, PHED, Div-Dausa	PHED	92.77	14(1)	4/18 to 3/2020	
25.	XEN, PHED, Dist.Rural Dn.-II Jaipur	PHED	2.56	11(15)	4/20 to 3/2021	
26.	XEN, PHED, Dist. Rural Dn.-III Dudu (Jaipur)	PHED	0	6(11)	4/20 to 3/2021	
27.	XEN PHED Project Dn.-II (North) Jaipur	PHED	0	5(12)	4/20 to 3/2021	
28.	XEN PHED City Dn.-IV (North) Jaipur	PHED	0	6(13)	4/20 to 3/2021	
29.	XEN PHED City Dn.-III (North) Jaipur	PHED	0	5(15)	4/20 to 3/2021	
30.	XEN PHED City Dn.-II (South) Jaipur	PHED	0	7(18)	4/20 to 3/2021	

Sr. No.	Name of Division	Deptt.	Outstanding Amount (in lakh)	Para No. of Part – II - A & B	Period of IR	Category of Defects
1	2	3	4	5	6	7
31.	XEN PHED Project Dn.-Taranagar (Churu)	PHED	0	4(11)	4/14 to 3/2021	
32.	XEN PHED Project Dn.-I (CDBP) Bharatpur	PHED	0	5(10)	4/16 to 3/2021	
33.	XEN PHED Dist.Dn.-II Jodhpur	PHED	0	8(15)	4/17 to 3/2021	
34.	XEN PHED Dn.-Karansana Nohar	PHED	0	6(16)	4/16 to 3/2021	
35.	XEN PHED Dist. Dn.-III Jodhpur	PHED	0	7(15)	4/17 to 3/2021	
36.	XEN PHED Project Dn.-II Bharatpur	PHED	0	5(10)	12/18 to 3/2021	
37.	XEN PHED Dn.- Churu	PHED	0	5(12)	4/19 to 3/2021	
38.	XEN PHED Dist. Dn.- Phalodi	PHED	0	11(15)	4/17 to 3/2021	
39.	XEN PHED Project Dn.-Madalgarh (Bhilwara)	PHED	0	5(10)	4/19 to 3/2021	
40.	XEN PHED Dn.- Hanumangarh	PHED	0	6(12)	4/19 to 3/2021	
41.	XEN PHED Dn.-Gulabpura (Bhilwara)	PHED	0	5(10)	4/19 to 3/2021	
42.	XEN PHED City Dn.- Jhunjhunu	PHED	0	5(12)	4/18 to 3/2021	
43.	XEN PHED Dn.- Kishangarh (Ajmer)	PHED	0	8(10)	4/20 to 3/2021	
44.	XEN PHED Project - I Dn.- Barmer	PHED	0	6(10)	4/17 to 3/2021	
45.	XEN PHED PMC Dn.- Makrana (Nagaur)	PHED	0	6(11)	4/20 to 3/2021	
46.	XEN PHED Project Dn.- Bundi	PHED	0	5(11)	4/18 to 3/2021	
47.	XEN PHED Dn.- Merta city (Nagaur)	PHED	0		4/19 to 3/2021	
48.	XEN PHED PMC Dn.- Deedwana (Nagaur)	PHED	0	7(11)	4/19 to 3/2021	
49.	XEN PHED Project Dn.- I Pali	PHED	0	4(12)	4/17 to 3/2021	
50.	XEN PHED Dn.- AbuRoad (Sirohi)	PHED	0	7(13)	4/16 to 3/2021	
51.	XEN PHED Project Dn.- II Banswara	PHED	0	4(11)	First Audit to 3/2021	
52.	XEN PHED Project Dn.- I Banswara	PHED	0	6(11)	2/14 to 3/2021	
53.	XEN PHED Project Dn.- I Jhalawar	PHED	0	4(11)	4/18 to 3/2021	
54.	XEN PHED Dist. Dn.-I Jaipur	PHED	0	8(18)	4/20 to 3/2021	

ABSTRACT

Name of Deptt.	No. of Units	Amount (in lakhs)
PWD	23	-
PHED	31	95.33
WRD	-	-
IGNP	-	-
CAD	-	-
GWD	-	-
Total	54	95.33

Appendix-Z

Statement showing the cases of loss to government

Sr. No.	Name of Division	Deptt.	Outstanding Amount (in lakh)	Para No. of Part – II - A & B	Period of IR	Category of Defects
1	2	3	4	5	6	7
1.	Xen PWD City Dn. I Jaipur	PWD	129.09	6	4/20 to 3/21	
2.	Xen PWD Dn. Jhalwar	PWD	0	1(8)	4/19 to 3/21	-
3.	Xen PWD Dn. Sapotara	PWD	0.15	1(7),2(3)	4/19 to 3/21	-
4.	Project Director PPP PWD Kota	PWD	2526.00	1,2 Part-II-A,1(10)	4/19 to 3/21	
5.	Project Director PPP PWD Jalore	PWD	2122.19	1,2 Part-II-A,1(1,2),3(1)	4/19 to 3/21	
6.	XEN PHED Project Dn.- I Banswara	PHED	45.94	2(1,3)	2/14 to 3/2021	

ABSTRACT

Name of Deptt.	No. of Units	Amount (in lakhs)
PWD	5	4777.43
PHED	1	45.94
WRD	-	-
IGNP	-	-
CAD	-	-
GWD	-	-
Total	6	4823.37

Annexure – Z-1

Statement showing the cases of Inspection not done by Engineers, not achieved targets/Misslenious category

Sr. No.	Name of Division	Deptt.	Outstanding Amount (in lakh)	Para No. of Part – II - A & B	Period of IR	Category of Defects
1	2	3	4	5	6	7
1.	CE & Addl. Sect. PWD Raj Jaipur.	PWD	0	5, 13	4/20 to 3/21	
2.	Xen PWD Dn. Beawer	PWD	2.71	2(4),3(2),5	4/19 to 3/21	
3.	Xen PWD Dn. Pali	PWD	0	5(15)	4/19 to 3/21	
4.	Xen PWD Dn. Nawalgarh	PWD	0	3,5(15)	4/19 to 3/21	
5.	Xen PWD City Dn. I Jaipur	PWD	0	1(7),3(2)	4/20 to 3/21	
6.	Xen PWD Dn. Khetari	PWD	0	6(15)	4/19 to 3/21	
7.	Xen PWD Dn. Sanchoe	PWD	0	1(8)	4/16 to 3/21	
8.	Xen PWD Dist. Dn. I Jodhpur	PWD	0	6(8)	4/19 to 3/21	
9.	Xen PWD Dn. Dausa	PWD	0	6(15)	4/20 to 3/21	
10.	Xen PWD Dn. Sapotara	PWD	0.18	5(18)	4/19 to 3/21	
11.	SE, PHED, Circle-Dausa	PHED	0	4(a,b)	4/18 to 3/2020	
12.	XEN, PHED, Div-Dausa	PHED	0	1(11),6(6),9,12	4/18 to 3/2020	
13.	XEN, PHED, Dist.Rural Dn.-II Jaipur	PHED	10.22	1(11,13),2(14),3(5),6(6),7	4/20 to 3/2021	
14.	XEN, PHED, Dist. Rural Dn.-III Dudu (Jaipur)	PHED	567.47	1(3),4(1,2)	4/20 to 3/2021	
15.	Secretary RWSSM Board Jaipur	PHED	0	4,5	4/20 to 3/2021	
16.	XEN PHED City Dn.-IV (North) Jaipur	PHED	0	1(9)	4/20 to 3/2021	
17.	XEN PHED City Dn.-III (North) Jaipur	PHED	0	1(6),2(5)4(kha,ga)	4/20 to 3/2021	
18.	XEN PHED City Dn.-II (South) Jaipur	PHED	0	1(5),2(3),4(4),5(1,2)	4/20 to 3/2021	
19.	XEN PHED Project Dn.-I (CDBP) Bharatpur	PHED	26.85	1(6,7),2(7),3(4,8),4(1-a,b,1)	4/16 to 3/2021	
20.	XEN PHED Dist.Dn.-II Jodhpur	PHED	0	1(13),2(2,5),3(b)4(1,2,3)	4/17 to 3/2021	
21.	XEN PHED Dn.-Karansana Nohar	PHED	0	2(5)	4/16 to 3/2021	
22.	XEN PHED Dist. Dn.-III Jodhpur	PHED	0	1(10),2(2),4(4,7)	4/17 to 3/2021	
23.	XEN PHED Project Dn.-Jawaja (Beawar)	PHED	68.55	3,5(4)	4/19 to 3/2021	
24.	XEN PHED Project Dn.-II Bharatpur	PHED	0	1(3,8,9,10),3(3,6)	12/18 to 3/2021	
25.	XEN PHED Dist. Dn.- Phalodi	PHED	0	1(8)	4/17 to 3/2021	

26.	XEN PHED Dn.- Hanumangarh	PHED	272.16	1(1,7),2(4)	4/19 to 3/2021	
27.	XEN PHED Dn.-Gulabpura (Bhilwara)	PHED	0	2(3)	4/19 to 3/2021	
28.	XEN PHED City Dn.- Jhunjhunu	PHED	0	1(7),2(6)	4/18 to 3/2021	
29.	XEN PHED Dn.- Kishangarh (Ajmer)	PHED	0	1(4)	4/20 to 3/2021	
30.	XEN PHED Project - I Dn.- Barmer	PHED	0	1(9),3(6)	4/17 to 3/2021	
31.	XEN PHED PMC Dn.- Makrana (Nagaur)	PHED	0	3(2),4(6)	4/20 to 3/2021	
32.	XEN PHED Dn.- Merta city (Nagaur)	PHED	0	1(2),3(2)5(2), 6(6)	4/19 to 3/2021	
33.	XEN PHED Project Dn.- I Pali	PHED	0	1(7)	4/17 to 3/2021	
34.	XEN PHED Dn.- AbuRoad (Sirohi)	PHED	423.47	1(5),3(1,2)	4/16 to 3/2021	
35.	XEN PHED Project Dn.- II Banswara	PHED	0	1(2,3)	First Audit to 3/2021	
36.	XEN PHED Project Dn.- I Banswara	PHED	0	3(3),4(3)	2/14 to 3/2021	
37.	XEN PHED Project Dn.- I Jhalawar	PHED	0	1(7, 9,10,11,)	4/18 to 3/2021	
38.	XEN PHED Dist. Dn.-I Jaipur	PHED	0	1(5,10),3(5)	4/20 to 3/2021	

ABSTRACT

Name of Deptt.	No. of Units	Amount (in lakhs)
PWD	10	2.89
PHED	28	1368.72
WRD	-	-
IGNP	-	-
CAD	-	-
GWD	-	-
Total	38	1371.61

SUMMARY OF ABSTRACTS

Annual Review on Works Divisions for the Year 2021-22

Annexure-A

Sr. No.	Name Of Department	No. of Units	Outstanding No. of Form-51 as on 03/2021
1	PWD	-	-
2	PHED	-	-
3	WRD	-	-
4	IGNP	-	-
5	CAD	-	-
6	GWD	-	-
	Total	-	-

Appendix-A-1

Sr. No.	Name Of Department	No. of Units	Amount (Rs. In lakh)
1	PWD	24	-
2	PHED	31	-
3	WRD	1	-
4	IGNP	1	-
5	CAD	-	-
6	GWD	-	-
	Total	57	-

Appendix-A-2

Sr. No.	Name Of Department	No. of Units	Amount (Rs. In lakh)
1	PWD	8	13.59
	PHED	19	6409.63
	WRD	1	2.14
2	IGNP	1	0.31
3	CAD	-	-
4	GWD	-	-
	Total	29	6425.67

Appendix-A2(i)

Sr. No.	Name Of Department	No. of Units	Amount (Rs. In lakh)
1	PWD	-	-
	PHED	-	-
	WRD	-	-
2	IGNP	1	.05
3	CAD	-	-
4	GWD	1	.025
	Total	2	0.075

Appendix-A2(ii)			
Sr. No.	Name Of Department	No. of Units	Amount (Rs. In lakh)
1	PWD	-	-
2	PHED	-	-
3	WRD	-	-
4	IGNP	1	-
5	CAD	-	-
6	GWD	-	-
	Total	1	-
Appendix-A2(iii)			
Sr. No.	Name Of Department	No. of Units	Amount (Rs. In lakh)
1	PWD	-	-
2	PHED	-	-
3	WRD	-	-
4	IGNP	-	-
5	CAD	-	-
6	GWD	-	-
	Total	-	-
Appendix-B			
Sr. No.	Name Of Department	No. of Units	Amount (Rs. In lakh)
1	PWD	25	-
2	PHED	31	-
3	WRD	1	-
4	IGNP	1	-
5	CAD	-	-
6	GWD	-	-
	Total	58	-
Appendix-C			
Sr. No.	Name Of Department	No. of Units	Amount (Rs. In lakh)
1	PWD	24	-
2	PHED	31	-
3	WRD	1	-
2	IGNP	1	-
3	CAD	-	-
4	GWD	-	-
	Total	57	-
Appendix-D			
Sr. No.	Name Of Department	No. of Units	Amount (Rs. In lakh)
1	PWD	19	-
2	PHED	31	-
3	WRD	1	-
2	IGNP	1	-
3	CAD	-	-
4	GWD	-	-
	Total	52	-

Appendix-E			
Sr. No.	Name Of Department	No. of Units	Amount (Rs. In lakh)
1	PWD	24	-
2	PHED	31	-
3	WRD	1	-
4	IGNP	1	-
5	CAD	-	-
6	GWD	-	-
	Total	57	-
Appendix-F			
Sr. No.	Name Of Department	No. of Units	Amount (Rs. In lakh)
1	PWD	23	-
2	PHED	31	2519.52
3	WRD	1	-
4	IGNP	1	-
5	CAD	-	-
6	GWD	-	-
	Total	56	2519.52
Appendix-G			
Sr. No.	Name Of Department	No. of Units	Amount (Rs. In lakh)
1	PWD	14	-
2	PHED	24	-
3	WRD	-	-
4	IGNP	-	-
5	CAD	-	-
6	GWD	-	-
	Total	38	-
Appendix-H			
Sr. No.	Name Of Department	No. of Units	Amount (Rs. In lakh)
1	PWD	3	-
2	PHED	-	-
3	WRD	-	-
4	IGNP	-	-
5	CAD	-	-
6	GWD	-	-
	Total	3	-
Appendix-I			
Sr. No.	Name Of Department	No. of Units	Amount (Rs. In lakh)
1	PWD	25	34.00
2	PHED	30	1262.97
3	WRD	-	-
4	IGNP	-	-
5	CAD	-	-
6	GWD	-	-
	Total	55	1296.97

Appendix-J			
Sr. No.	Name Of Department	No. of Units	Amount (Rs. In lakh)
1	PWD	27	24536.41
2	PHED	31	99460.99
3	WRD	1	-
4	IGNP	-	-
5	CAD	-	-
6	GWD	-	-
	Total	59	123997.40
Appendix-K			
Sr. No.	Name Of Department	No. of Units	Amount (Rs. In lakh)
1	PWD	NIL	-
2	PHED	10	-
3	WRD	-	-
4	IGNP	-	-
5	CAD	-	-
6	GWD	-	-
	Total	10	-
Appendix-L			
Sr. No.	Name Of Department	No. of Units	Amount (Rs. In lakh)
1	PWD	26	-
2	PHED	31	-
3	WRD	-	-
4	IGNP	-	-
5	CAD	-	-
6	GWD	-	-
	Total	57	-
Appendix-M			
Sr. No.	Name Of Department	No. of Units	Amount (Rs. In lakh)
1	PWD	17	-
2	PHED	26	-
3	WRD	1	-
4	IGNP	1	-
5	CAD	-	-
6	GWD	-	-
	Total	45	-
Appendix-N			
Sr. No.	Name Of Department	No. of Units	Amount (Rs. In lakh)
1	PWD	2	-
2	PHED	-	-
3	WRD	1	3.10
4	IGNP	2	0.20
5	CAD	-	-
6	GWD	-	-
	Total	5	3.30

Appendix-O			
Sr. No.	Name Of Department	No. of Units	Amount (Rs. In lakh)
1	PWD	26	-
2	PHED	31	-
3	WRD	1	695.83
4	IGNP	2	3779.67
5	CAD	1	727.61
6	GWD	2	4402.2
	Total	63	9605.31
Appendix-P			
Sr. No.	Name Of Department	No. of Units	Amount (Rs. In lakh)
1	PWD	NIL	-
2	PHED	5	49.08
3	WRD	-	-
4	IGNP	-	-
5	CAD	-	-
6	GWD	-	-
	Total	5	49.08
Appendix-Q			
Sr. No.	Name Of Department	No. of Units	Amount (Rs. In lakh)
1	PWD	23	-
2	PHED	13	21.91
3	WRD	-	-
4	IGNP	1	7.60
5	CAD	-	-
6	GWD	-	-
	Total	37	29.51
Appendix-R			
Sr. No.	Name Of Department	No. of Units	Amount (Rs. In lakh)
1	PWD	26	14148.29
2	PHED	34	62083.68
3	WRD	-	-
4	IGNP	1	-
5	CAD	-	-
6	GWD	-	-
	Total	61	76231.97
Appendix-R(i)			
Sr. No.	Name Of Department	No. of Units	Amount (Rs. In lakh)
1	PWD	-	-
2	PHED	-	-
3	WRD	2	212.19
4	IGNP	1	118.12
5	CAD	-	-
6	GWD	-	-
	Total	3	330.31

Appendix-R(ii)			
Sr. No.	Name Of Department	No. of Units	Amount (Rs. In lakh)
1	PWD	-	-
2	PHED	-	-
3	WRD	-	-
4	IGNP	-	-
5	CAD	-	-
6	GWD	-	-
	Total	-	-
Appendix-R(iii)			
Sr. No.	Name Of Department	No. of Units	Amount (Rs. In lakh)
1	PWD	-	-
2	PHED	-	-
3	WRD	-	-
4	IGNP	-	-
5	CAD	-	-
6	GWD	-	-
	Total	-	-
Appendix-R(iv)			
Sr. No.	Name Of Department	No. of Units	Amount (Rs. In lakh)
1	PWD	-	-
2	PHED	-	-
3	WRD	-	-
4	IGNP	1	0.82
5	CAD	-	-
6	GWD	-	-
	Total	1	0.82
Appendix-R(v)			
Sr. No.	Name Of Department	No. of Units	Amount (Rs. In lakh)
1	PWD	-	-
2	PHED	-	-
3	WRD	-	-
4	IGNP	-	-
5	CAD	-	-
6	GWD	-	-
	Total	-	-
Appendix-S			
Sr. No.	Name Of Department	No. of Units	Amount (Rs. In lakh)
1	PWD	13	7198.85
2	PHED	14	3375.35
3	WRD	4	1537.61
4	IGNP	-	-
5	CAD	-	-
6	GWD	-	-
	Total	31	12111.81

Appendix-T				
Sr. No.	Name Of Department	No. of Units	Amount (Rs. In lakh)	
1	PWD	1	-	
2	PHED	4	90.62	
3	WRD	-	-	
4	IGNP	2	5089.15	
5	CAD	-	-	
6	GWD	-	-	
	Total	7	5179.77	
Appendix-U				
Sr. No.	Name Of Department	No. of Units	Amount (Rs. In lakh)	
1	PWD	10	2.71	
2	PHED	13	-	
3	WRD	1	-	
4	IGNP	1	-	
5	CAD	1	-	
6	GWD	-	-	
	Total	26	2.71	
Appendix-V				
Sr. No.	Name Of Department	No. of Units	Amount (Rs. In lakh)	
			Challans	Cheques
1	PWD	22	588.38	334.83
2	PHED	31	895.76	404.22
3	WRD	1	-	-
4	IGNP	1	-	-
5	CAD	-	-	-
6	GWD	-	-	-
	Total	55	1484.14	739.05
Appendix-W				
Sr. No.	Name Of Department	No. of Units	Amount (Rs. In lakh)	
1	PWD	16	3270.64	
2	PHED	29	21009.06	
3	WRD	3	28.08	
4	IGNP	1	35.58	
5	CAD	-	-	
6	GWD	-	-	
	Total	49	24343.36	
Appendix-X				
Sr. No.	Name Of Department	No. of Units	Amount (Rs. In lakh)	
1	PWD	26	16181.21	
2	PHED	28	16031.70	
3	WRD	2	11.22	
4	IGNP	1	23.61	
5	CAD	-	-	
6	GWD	2	55.02	
	Total	59	32302.76	

Appendix-X(i)			
Sr. No.	Name Of Department	No. of Units	Amount (Rs. In lakh)
1	PWD	-	-
2	PHED	-	-
3	WRD	-	-
4	IGNP	-	-
5	CAD	-	-
6	GWD	-	-
	Total	-	-
Appendix-X(ii)			
Sr. No.	Name Of Department	No. of Units	Amount (Rs. In lakh)
1	PWD	-	-
2	PHED	-	-
3	WRD	-	-
4	IGNP	-	-
5	CAD	-	-
6	GWD	-	-
	Total	-	-
Appendix-X(iii)			
Sr. No.	Name Of Department	No. of Units	Amount (Rs. In lakh)
1	PWD	-	-
2	PHED	-	-
3	WRD	3	-
4	IGNP	2	-
5	CAD	1	-
6	GWD	2	-
	Total	8	-
Appendix-X(iv)			
Sr. No.	Name Of Department	No. of Units	Amount (Rs. In lakh)
1	PWD	-	-
2	PHED	-	-
3	WRD	-	-
4	IGNP	-	-
5	CAD	1	-
6	GWD	-	-
	Total	1	-
Appendix-X(v)			
Sr. No.	Name Of Department	No. of Units	Amount (Rs. In lakh)
1	PWD	-	-
2	PHED	-	-
3	WRD	-	-
4	IGNP	-	-
5	CAD	-	-
6	GWD	-	-
	Total	-	-

Appendix-X(vi)			
Sr. No.	Name Of Department	No. of Units	Amount (Rs. In lakh)
1	PWD	-	-
2	PHED	-	-
3	WRD	1	-
4	IGNP	1	-
5	CAD	-	-
6	GWD	-	-
	Total	2	-
Appendix-Y			
Sr. No.	Name Of Department	No. of Units	Amount (Rs. In lakh)
1	PWD	23	-
2	PHED	31	95.33
3	WRD	-	-
4	IGNP	-	-
5	CAD	-	-
6	GWD	-	-
	Total	54	95.33
Appendix-Z			
Sr. No.	Name Of Department	No. of Units	Amount (Rs. In lakh)
1	PWD	5	4777.43
2	PHED	1	45.94
3	WRD	-	-
4	IGNP	-	-
5	CAD	-	-
6	GWD	-	-
	Total	6	4823.37
Appendix-Z-I			
Sr. No.	Name Of Department	No. of Units	Amount (Rs. In lakh)
1	PWD	10	2.89
2	PHED	28	1368.72
3	WRD	-	-
4	IGNP	-	-
5	CAD	-	-
6	GWD	-	-
	Total	38	1371.61

