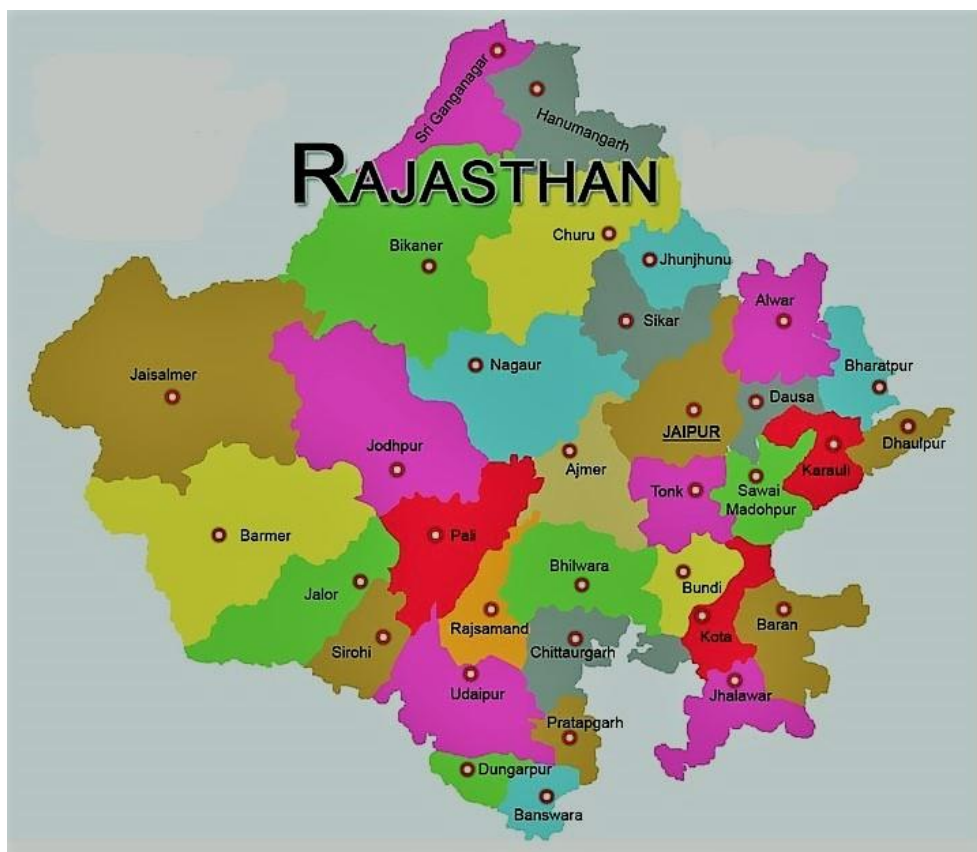


**OFFICE OF THE Pr. ACCOUNTANT GENERAL(A&E)**

**RAJASTHAN, JAIPUR**

**ANNUAL REVIEW**  
**PUBLIC WORKS DIVISIONS**



**YEAR**

**2019-2020**

## CONTENTS

<b>Sr. No.</b>	<b>Subject</b>	<b>Page No.</b>
1.	Overview	1-2
2.	Summary of Annual Review on the working of PWD Divisions	3-16
3.	Annexure-1	17
4.	Annexure-1(a)	18-20
5.	Annexure-1(b)	21-24
6.	Annexure-2	25
7.	Annexure-3	26-44
8.	Appendix-A	45
9.	Appendix-A-1	46-50
10.	Appendix-A-2	51-62
11.	Appendix-A-2(i)	63
12.	Appendix-A-2(ii)	64-67
13.	Appendix-A-2(iii)	68-69
14.	Appendix-B	70-75
15.	Appendix-C	76-82
16.	Appendix-D	83-88
17.	Appendix-E	89-95
18.	Appendix-F	96-102
19.	Appendix-G	103-105
20.	Appendix-H	106-108
21.	Appendix-I	109-113
22.	Appendix-J	114-121
23.	Appendix-K	122
24.	Appendix-L	123
25.	Appendix-M	124-128
26.	Appendix-N	129
27.	Appendix-O	130-136
28.	Appendix-P	137
29.	Appendix-Q	138-144
30.	Appendix-R	145-146

<b>Sr. No.</b>	<b>Subject</b>	<b>Page No.</b>
31.	Appendix-R(i)	147
32.	Appendix-R(ii)	148
33.	Appendix-R(iii)	149
34.	Appendix-R(iv)	150
35.	Appendix-R(v)	151
36.	Appendix-R(vii)	152-153
37.	Appendix-R(viii)	154-156
38.	Appendix-S	157-162
39.	Appendix-T	163-166
40.	Appendix-U	167-168
41.	Appendix-V	169-174
42.	Appendix-W	175-183
43.	Appendix-X	184-193
44.	Appendix- X(iii)	194-195
45.	Appendix- X(iv)	196
46.	Appendix- X(v)	197
47.	Appendix- X(vi)	198-199
48.	Appendix- X(viii)	200-201
49.	Appendix- X(ix)	202-204
50.	Appendix- X(xi)	205
51.	Appendix- X(xii)	206-207
52.	Appendix-Y	208
53.	Appendix-Z	209
54.	Abstract Summary	210-217

## OVERVIEW

This Annual Review relates to the working of Public Works Divisions i.e. PWD, PHED, WRD, IGNP and CAD in Rajasthan State for the year 2019-20. The primary purpose of this Review is to invite attention of the State Government on the shortcomings, errors and arrears in the maintenance of initial accounts noticed during the course of compilation of accounts, local audit and central audit of the works divisions. The observations included in the review are expected to enable the Executive to take corrective action to frame appropriate policies/guidelines as well as to issue directives that will lead to improved accounting and financial management and contribute to better governance.

Some of the important issues included in the review are highlighted below:

- The differences/balances outstanding under remittance cheques (head of account 8782-102-02) was ₹ 3,061.36 lakh (credit balance) and challans (head of account 8782-102-01) was ₹ 3.30 lakh (Debit balance) due to non-reconciliation/non-settlement of old items pertaining to the period prior to 2016-17.
- Outstanding amount under head MPSSA was ₹ (-) 327.10 lakh (credit balance) in 86 works Divisions and ₹ 2,627.63 lakh (debit balance) in 171 works Divisions under head IAPWD as on 31<sup>st</sup> March, 2020.
- There was delay of more than 10 years in settlement of outstanding 976 Inspection Reports containing 2338 paragraphs.
- Imprest amounting to ₹ 24.95 lakh was granted by the works Divisions in excess of authorized limit without sanction of the competent authority.
- Initial and subsidiary accounts records like Material at Site Account, Register of Works & Works Abstract, Contractor Ledger, Tools & Plants Account, Stores & Stock Accounts, Register of Land & Building, Register of Check Measurement, Hindrance Register and Measurement Book, Half-yearly Register of Stock etc. were not being maintained which is, apart from violation of Codal provisions, fraught with the risk of misappropriation/ pilferage/embezzlement.
- Public Works Advances amounting to ₹ 5,014.97 lakh were outstanding in 76 works Divisions. Balances remained unclaimed for more than three

completed accounting years under PW Deposits amounting to ₹ 1,64,417.50 lakh in 163 works Divisions. Irrigation dues and betterment levy amounting to ₹ 35,919.03 lakh were outstanding in 145 works Divisions.

- Irregularities in Notice Inviting Tenders (NIT) and in supply orders amounting to ₹ 19,634.21 lakh in 70 works Divisions were noticed. Moreover, works were commenced without sanction of estimates and permission of the competent authority, not executed as per technical specification, commenced without execution of agreement or signature of Executive Engineer. Further, significant cases of unauthorised/avoidable/wasteful/irregular expenditure/blocking of funds, non-recovery of mobilisation advances and interest thereon, work orders issued without site clearance, seepage of water, diversion of budget, over payment to contractors, lack of supervision and monitoring, refund of Security Deposits and Bank Guarantees before completion of Defect Liability period were also noticed.
- Unauthorised financial aid of ₹ 8,427.10 lakh was provided to contractors in 81 works Divisions and fictitious adjustments amounting to ₹ 3,577.01 lakh in 44 works Divisions were noticed.
- Penalties/compensation/liquidated damages of ₹ 38,356.03 lakh were not imposed on defaulter contractors/suppliers 160 works Divisions.

\*\*\*\*\*

# ANNUAL REVIEW ON THE WORKING OF PUBLIC WORKS DIVISIONS

## Part – I

The general state of working of Public Works Divisions i.e. Public Works Department (PWD), Public Health Engineering Department (PHED), Water Resources Department (WRD), Indira Gandhi Nahar Pariyojana (IGNP) and Command Area Development (CAD) for the year 2019-20, as per paragraph 8.54 of CAG's Manual of Standing Orders (Accounts & Entitlement) Vol. I, is depicted in the following paragraphs:

This review covers mainly the common and persistent omissions/irregularities noticed during the compilation of works accounts and the course of test check in central and local audit. The position of outstanding balances in Deposit, Suspense and Remittance Heads that needs attention for clearance is also highlighted. These omissions/irregularities are only illustrative and not exhaustive and intended to draw attention of the Government to the deficiencies and irregularities of recurring nature in the working of the Divisions so that remedial and corrective measures may be taken by the Government/Chief Engineers and other concerned authorities.

### 1. (a) Non reconciliation /Non settlement of items related to remittances of old outstanding differences of cheques and challans, balances of cheques requiring settlement with treasuries

Cheques and challans were issued and remitted respectively by various works divisions before 01.04.016. As per rules, these cheques issued by the divisions and those encashed in treasuries, similarly challans remitted by various works divisions and the amount of challans intimated as received by the treasuries should have been reconciled monthly with treasuries and there after Form 51 should have been sent to O/o the Pr. Accountant General (A&E) Rajasthan, Jaipur. However, the reconciliation was not done in time hence the old differences are still unadjusted/unsettled. The differences/balances outstanding in remittance heads of various works Divisions as on 31<sup>st</sup> March 2020 under remittance challans (head of account 8782-102-01) and cheques (head of account 8782-102-02) were as under:-

#### COMPARISION OF OUTSTANDING BALANCES IN RESPECT OF VARIOUS REMITTANCE HEADS DURING YEAR 2018-19 TO 2019-20

S. NO.	HEADS	AMOUNT OUTSTANDING (ROUNDED UPTO RUPEES)		Clearance	Percentage of clearance
		Year 2018-19	Year 2019-20		
		Amount in ₹	Amount in ₹	Amount in ₹	
1.	P.W. REMITTANCE (CHALLAN)	15524556 (Dr.)	330007 (Dr.)	15194549	97.87%
2.	P.W. REMITTANCE (CHEQUE)	333135196 (Cr.)	306136478 (Cr.)	26998718	8.10%

The detailed and updated differences of undisposed cheques and challans were not provided in Form 51 submitted by various Divisions up to March 2016. These differences between amount of challans deposited by the Divisions and intimated as received by Treasuries under the head "8782-102-01" might have occurred due to misclassification but possibility of embezzlement also cannot be ruled out.

Hence, considering the significance of reconciliation, necessary directions need to be issued to various works Divisions for reconciliation and fresh errors of misclassification also need to be rectified immediately. Similarly, attention should be focused on settlement of pending differences/balances. All the Divisions and Treasuries should make integrated and collaborative efforts to clear the outstanding balances.

### (b) Suspense Heads

Suspense heads are operated for temporary passage of transaction but were not cleared either because relevant payment, recovery or adjustment is awaited or because it is necessary to keep an effective watch over the value of any stock material until their final disposal. The outstanding amount in 86 works Divisions (PWD-12, PHED-66 and WRD-8) under head MPSSA was ₹ (-) 327.10 lakh (Credit balance) as on 31<sup>st</sup> March, 2020. Reconciliation of the amount lying outstanding in the above head needs special attention so that outstanding amount can be cleared/adjusted.

### (c) Items Adjustable by Public Works Divisions

The remittance head IAPWD has two categories (i) when purchase is through DGS&D and (ii) Inter-state Adjustment head. At present only Inter-state Adjustment head is operated. An amount of ₹ 2,627.63 lakh (Debit balance) was lying outstanding in 171 works Divisions (PWD-50, PHED-85 and WRD-36) as of 31<sup>st</sup> March 2020 that needs special attention for clearance/adjustment/recovery after reconciliation by these divisions with Office of the Pr. Accountant General (A&E) Rajasthan, Jaipur.

List of outstanding balances under remittance/suspense/deposit heads is enclosed as Annexure '1'. A comparison list of outstanding balances in respect of various Remittance/Suspense/Deposit heads during 2018-19 and 2019-20 is also annexed below Annexure '1'. A list of outstanding balances under MPSSA and IAPWD as on 31<sup>st</sup> March, 2020 are enclosed as Annexure '1(a)' and Annexure '1(b)' respectively.

#### **COMPARISION OF OUTSTANDING BALANCES IN RESPECT OF VARIOUS REMITTANCE/ SUSPENSE HEADS DURING THE YEAR 2018-19 AND 2019-20**

SR. NO.	HEADS	Deptt.	AMOUNT OUTSTANDING (ROUNDED UPTO RUPEES)		Clearance/ Addition	Percentage of clearance/ Addition
			Year 2018-19	Year 2019-20		
			Amount in ₹	Amount in ₹	Amount in ₹	
1.	I.A.P.W.D.	PWD	122312305	122312305	Nil	Nil
		PHED	93197909	93197909	Nil	Nil
		WRD	128526124	94065997	34460127	26.81%
		Unclassified	(-)46813162	(-)46813162	Nil	Nil
		<b>Total</b>	<b>297223176 (Dr.)</b>	<b>262763049 (Dr.)</b>	<b>34460127</b>	<b>11.59%</b>
2.	MATERIAL PURCHASE SETTLEMENT SUSPENSE ACCOUNT	PWD	(-)61910766	(-)61910766	Nil	Nil
		PHED	53576018	52882569	693449	1.29%
		WRD	(-)23681911	(-)23681911	Nil	Nil
		<b>Total</b>	<b>(-)32016659(Cr.)</b>	<b>(-)32710108(Cr.)</b>	<b>693449</b>	<b>2.16%</b>

**(d) Submission of Form 51**

According to Note (1) of Rule 740 of PWF&AR, Form 51 was required to be submitted to AG office on the 17<sup>th</sup> of the following month to which it relates. All the transactions are being routed through Treasury due to receipt of divisional accounts through Treasury from 1<sup>st</sup> April 2016. But the details of balances related to older outstanding cheques and challans along with Form 51 are not being submitted by various Divisions causing impediment in clearance of differences. There are 10 PWD Divisions, 06 PHED Divisions and 05 WRD Divisions which have not submitted Form 51. The list of Divisions where Form 51 is outstanding along with number of Form 51 is enclosed as Annexure '2'. A comparative list of No. of Divisions and outstanding No. of Form-51 as on 03/2019 and 03/2020 is given below:-

S.N.	Name of Deptt.	Year 2018-19		Year 2019-20	
		No. of Divisions	Outstanding No. of Form-51 as on 03/2019	No. of Divisions	Outstanding No. of Form-51 as on 03/2020
1	PWD	14	65	10	47
2	PHED	08	29	06	26
3	WRD	09	88	05	33
	<b>Total</b>	<b>31</b>	<b>182</b>	<b>21</b>	<b>106</b>

**(e) Validation of Vouchers**

Validation of vouchers of PW Divisions is being done in Office of the Principal Accountant General (A&E) Rajasthan since July, 2018. During the period from April 2019 to March 2020, validation of 57587 vouchers out of total 301196 vouchers was done and 6557 objections (i.e. 11.39% of validated vouchers) were found in the validation process which was brought to the notice of concerned authorities. However, reply in cases was still awaited. The details are given in Annexure '3'. A comparison for the year 2018-19 and 2019-20 is given below.

Sr. No.	Head of Account	Year	Total No. of validated Voucher	Objections found	Total reply received	No. of Discrepancies Dropped in view of Reply	Reply awaited
1	All Works Head's	2019-20	57587	6557	0	0	6557
2	All Works Head's	2018-19	43742	5603	73	73	5530

A list of Treasuries in which 50 or more objections were found is also given in Annexure '3'.



## Irregularities related to Audit Office

### 2. Major deficiencies noticed during audit of Works Divisions in the accounts maintained by the Divisions:

- (a) Arrears in maintenance of initial and subsidiary accounts.
- (b) Non submission of accounts and other documents to the Accountant General (Audit-I) /Accountant General (Audit-II), Rajasthan, Jaipur.
- (c) Irregularities in Public Works Divisions accounts such as fictitious adjustments.
- (d) Arrears in settlement of outstanding audit objections/paragraphs of Inspection Reports.
- (e) Other irregularities noticed as a result of compliance audit, appropriation audit and audit of system of control over expenditure.

The details are discussed in the subsequent paragraphs.

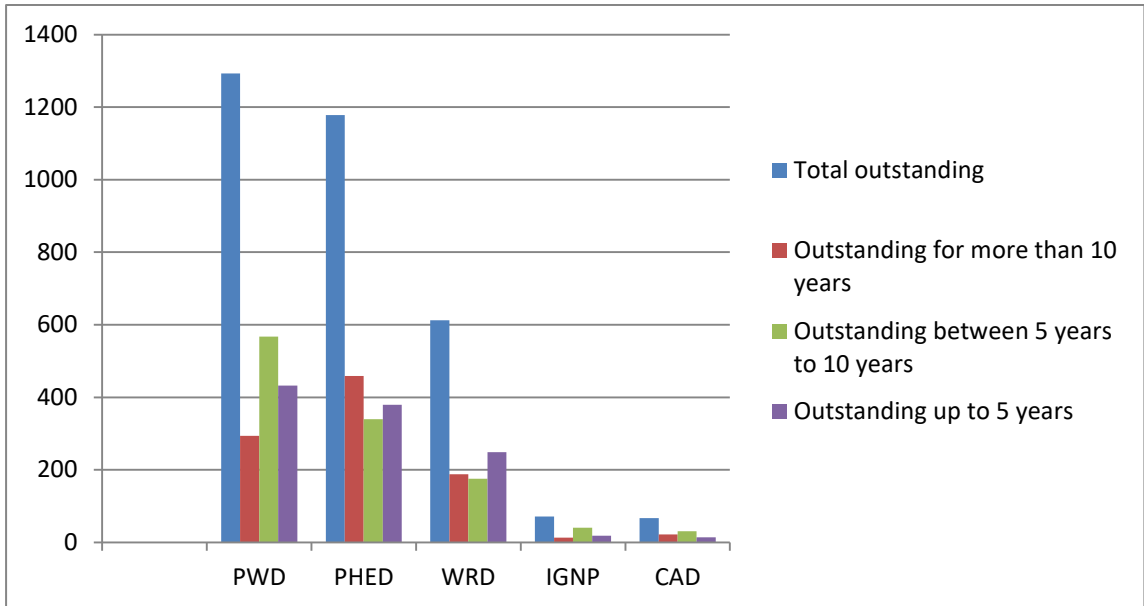
### 3. Delay in Settlement of outstanding Inspection Reports and Paras

Local audit of the accounts of PW Divisions and offices is conducted periodically and the details of irregularities noticed are communicated to the Divisions & offices with a copy of Inspection Reports to superior authorities for their comments/rectification. 72 Inspection Reports of WRD, IGNP & CAD were issued during October 2018 to September 2019, out of which 62 Inspection Reports of executive offices excluding 10 Inspection Reports of administrative and direction offices have been considered for annual review. The position/comparison of Inspection Reports and Paras (Six months old) outstanding as on 31.03.2019 and 31.3.2020 is given below:-

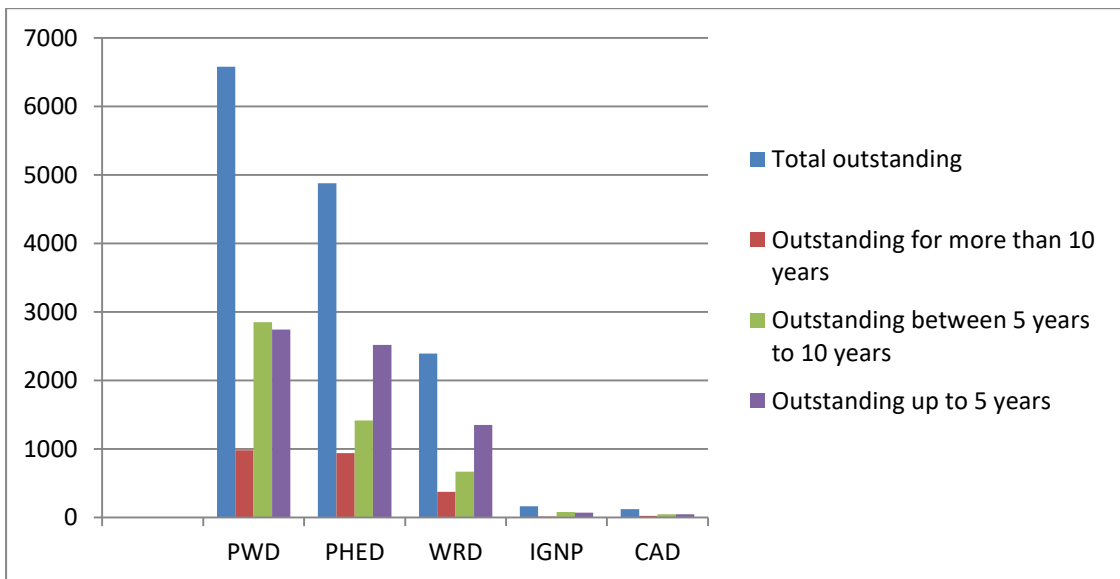
Sr. No	Name of department	Total outstanding as on 31.03.2019		Total outstanding as on 31.03.2020		Oldest Paras pending since
		IRs	Para	IRs	Para	
1.	PWD	1298	6383	1293	6576	1995-96
2.	PHED	1112	4518	1178	4879	1992-93
3.	WRD	591	2212	612	2394	1995-96
4.	IGNP	133	280	71	164	1990-91
5.	CAD	112	249	67	121	1993-94
	<b>Total</b>	<b>3246</b>	<b>13642</b>	<b>3221</b>	<b>14134</b>	

Replies to the Inspection Reports are required to be sent to the office of the Accountant General (Audit-I)/Accountant General (Audit-II) promptly to ensure expeditious settlement of audit observations. Prescribed time for sending the first reply is one month as per orders issued by the State Government vide Finance (A&E) department circular No. F.9 (FD) A&I/66 dated 5.8.1969. However, in WRD, IGNP & CAD Divisions, during review, it was found that out of 72 inspection reports issued during October 2018 to September 2019, compliance of only 03 Inspection Reports was received in due time, compliance of 63 Inspection Reports have been received with delay of 4 to 290 days and compliance of 06 Inspection Reports have not been received even after lapse 292 to 566 days (up to 31.07.2020) from prescribed date. Thus, there has been inordinate delay in furnishing replies to the Inspection Reports.

### Delay in Settlement of Outstanding Inspection Reports (IRs)



### Delay in Settlement of Outstanding Paras



#### 4. Imprest granted in excess of authorised limits

An imprest is a standing advance of money entrusted by the Divisional Officer or Sub-Divisional Officer to an individual for making certain classes of disbursements. The amount of imprest should be kept down as far as possible to the amount actually required for current expenses and must not exceed the authorised limit in any case. It was, however, observed that in 04 cases detailed in [Appendix -'A'](#), the imprest of ₹ 24.95 lakh was granted in excess of the authorised limit without special sanction of the competent authority as required under Rule 124 of PWF&ARs.

## **5. Maintenance of initial and subsidiary account records**

### **(A) Material at site account**

As provided in Rule 442 of PWF&ARs, Material at Site Account should be maintained for keeping an account of the material required for a work from time to time and for checking the actual issues as compared to the estimated requirements as per the sanctioned estimates.

It was, however, noticed during the course of inspection that many of the divisions did not maintain the Material at Site Accounts, whereas in case of other divisions, these accounts were maintained for only a few works and annual verification of balances at site was not conducted. The ground balances were not tallied with the book balances, thereby defeating the main objective of maintaining such accounts. Instances where such defects were noticed in 159 Divisions are detailed in Appendix 'B'. It was also noticed that objections of non-maintenance of Register of Material at site was persistent in many Divisions during 2018-19 and 2019-20 as given in Appendix 'B'.

### **(B) Register of Works and Works Abstracts**

The Register of Works maintained vide Rule 489 of PWF&ARs is a permanent and collective record of the expenditure incurred on each work in the Division during the year. The Register enables the Divisional Officer to exercise financial control over expenditure incurred against sanctioned estimates and allotment of funds. This can be done only if this register is posted according to the sanctioned sub-heads of works and the rate of cost worked out and recorded. It was observed that in 183 Divisions, Register of Works and Works Abstract had not been maintained. Thus, the purpose to maintain the register was defeated. The details of such 183 Divisions are shown in Appendix 'C'. It was also noticed that objections of non-maintenance of Register of Works and Works Abstracts were persistent in many Divisions during 2018-19 and 2019-20 as given in Appendix 'C'.

### **(C) Contractor's Ledger**

According to the provisions of Rule 502 of PWF&ARs, contractor's ledger has to be maintained in Divisional Office to have a continuous record of details of payment/advance payment and issue of stores and credit on account of works executed by the contractors and recoveries made from them. If this record is not kept up-to-date and not closed properly and regularly, there is a risk of debits remaining un-posted which might result in non/short recoveries from the contractors. During the course of local audit of Divisions, it came to notice that this important record i.e. contractor's ledger and agreement register were not maintained or were not being maintained properly by most of the Divisions. The following irregularities/omissions were noticed in the maintenance of the contractor's ledger with the result that the:

- (i) Reconciliation of balances with work abstracts was not affected.
- (ii) Ledgers were not closed, balanced and reviewed by Divisional Officer monthly.
- (iii) Contractors were not encouraged to verify and sign against balances in the ledger.

List of the 168 Divisions where the contractor's ledgers were not being maintained/not maintained properly is shown in Appendix 'D'.

#### **(D) Tools and Plants Accounts**

According to the provisions of Rule 705 of PWF&ARs, a consolidated account of receipts, issues and balances of Tools and Plants is to be maintained by Sub-Divisions and required to be submitted to Divisional Officer. During the course of audit, it was noticed that (i) monthly returns in Form 15 were not submitted by the sub-divisions to the Divisional Officers and (ii) physical verification of tools and plants articles was not conducted as required under Rule 218 ibid. Tools and plants accounts were not maintained or not maintained properly in some Divisions. Details of 185 Divisions where these irregularities were noticed are given in **Appendix 'E'**.

#### **(E) Stores and Stock Accounts**

The stores and stock accounts were not maintained properly. The irregularities noticed were as follows: -

- (i) Monthly stock returns in Form 9 and Form 10, half yearly balances return in Form 11 were either not submitted or submitted late by sub-divisions to the divisions.
- (ii) Heavy amounts lying under 'storage' were not adjusted at the end of the year.
- (iii) Physical verification of Stores was not done in some divisions.
- (iv) Value Accounts for receipt, issues and balances of stock were not maintained.
- (v) In some divisions, either reserve stock limits were not sanctioned or stores held were in excess of the reserve stock limit.
- (vi) Shortages/excesses noticed were not adjusted properly.
- (vii) Lack of utilization of pipes lying in stock.

The details of 168 Divisions where various deficiencies/irregularities were noticed in the maintenance of stores and stock accounts are given in **Appendix 'F'**.

#### **(F) Improper/non-maintenance of Register of Check Measurement, Hindrance Register and Measurement Book**

The Divisional Officer/Sub-Divisional Officer is required to test check the measurement to the extent of norms fixed by the Government /Chief Engineer from time to time and record the same in a register prescribed for the purpose i.e. Register of Check Measurement. Hindrance Register and Measurement Books are also to be maintained properly.

It was, however, noticed that these instructions were not being adhered to by the Divisions. The instances of 86 Divisions where these registers are not being maintained or not being maintained properly are detailed in **Appendix 'G'**

#### **(G) Non maintenance of Half-Yearly Register of Stock**

In terms of Rule 183 of PWF&ARs, an account should be maintained in Divisional Office for each sub division to record month by month the transactions relating to each item of stock in Form 12 or 12 A as the case may be. It was, however, noticed that this register was not maintained in some divisions or was maintained in a defective manner. The instances of 41 Divisions where these defects were noticed are detailed in **Appendix 'H'**.

## 6. State of Suspense Accounts and Deposit Balances

### (A) Miscellaneous Public Works Advances:

The Suspense head "Miscellaneous Public Works Advance" is to be operated to accommodate temporarily the transactions which are required to be cleared subsequently either by actual recovery or adjustment under the final head of account. Audit noticed balances of ₹ 5014.97 lakh as on 31<sup>st</sup> March, 2020 in 76 Divisions as detailed in **Appendix 'I'**. These amounts were outstanding in the divisional accounts at the end of the month preceding the month of inspection by Audit. Department wise summary of outstanding balances were as under:

Name of Department	No. of Divisions	Amount (₹ in lakh )
PWD	33	4399.75
PHED	14	315.61
WRD	24	222.01
IGNP	03	23.55
CAD	02	54.05
<b>TOTAL</b>	<b>76</b>	<b>5014.97</b>

As the amount outstanding under this head represents dues recoverable from different agencies including contractors, Government servants and other bodies, clearance of the suspense head balances is necessary to depict a clear and true picture of the accounts. Otherwise, with passage of time, the chances of recovery may become remote. four divisions with highest amount of objections have been highlighted in the **Appendix 'I'**.

### (B) Register of PW Deposits

Heavy amounts were found to be lying under "PW Deposits" which mainly related to Part-II Cash Deposit of contractors as security, Part-III 'Deposit works' and Part-V 'Miscellaneous'. The details of 163 Divisions involving ₹ 1,64,417.50 lakh held under this head at the end of the month preceding the month of inspection by audit are given in **Appendix 'J'**. Department wise balances of PW Deposits as on 31<sup>st</sup> March, 2019 were as under:

Name of Department	No. of Divisions	Amount (₹ in lakh)
PWD	72	68168.24
PHED	38	39311.57
WRD	45	53414.31
IGNP	05	2328.94
CAD	03	1194.40
<b>TOTAL</b>	<b>163</b>	<b>164417.50</b>

Following irregularities were noticed in maintenance of P.W. Deposits registers:

- (i) Balances remaining unclaimed for more than three complete accounting years were not found credited to the consolidated fund of the State as "Lapsed Deposits."
- (ii) Appearance of minus balances.
- (iii) Opening balances of the registers were not found attested by responsible officers of the divisions.
- (iv) Registers were not maintained up to date.
- (v) Closing balances were not attested.

The four Divisions with highest amount of objections have been highlighted in the **Appendix 'J'**.

### **(C) Register of Stock Purchases**

The account of Suspense head "Material Purchases Settlement Suspense" is kept in Form 67 and is credited with the value of stores received from the supplier or other Divisions for which payments have not been made and are cleared when the payment is made for the cost of such supplies/stores.

Following irregularities were noticed in the maintenance of registers:

- (i) Postings were not updated.
- (ii) Balances carried forward were not attested.
- (iii) Registers were not received by the Division office.
- (iv) Registers were not maintained.

The Stock Purchase Register was not maintained properly in office of the XEN, PWD Dn. Shriganganagar which is given in **Appendix 'K'**.

### **(D) Cash Settlement Suspense Account**

As per provisions contained in Appendix XII to the PWF&ARs, all transactions of services rendered or supplies made by a division to another are recorded under the suspense head "Cash Settlement Suspense Account". The transactions are required to be settled by the responding Divisions within 10 days of the receipt of accounts from the originating Divisions so that at the close of the year no balance should be under this head.

Outstanding debit balances indicate that expenditure already incurred by the Divisions on behalf of other Divisions was to be verified and adjusted under the final heads of accounts in the Divisions concerned. The amounts pertaining to originating items under the head was lying outstanding in Office of the XEN WRD Dn. Karauli which is given in **Appendix 'L'**.

## **7. Register of Land and Buildings**

In terms of Rule 248 of PWF&ARs, each divisional officer is required to maintain a register of land and buildings under the administrative control of the divisions in the prescribed form. It was, however, noticed that in 144 Divisions the register was not maintained. The details are given in **Appendix 'M'**.

## **8. Outstanding rent of Government Buildings**

As per provisions of Rule 261 of PWF&ARs, rent of Government building is required to be recovered every month in advance from Government servants through their pay bills and in cash from private parties etc. to ensure prompt and regular recovery of such dues. It was observed during local inspection of Divisions that arrears of rent amounting to Rs. 29.03 lakh were outstanding in five Divisions. Some Divisions were not even maintaining the register. The Details are given in **Appendix 'N'**.

**9. Outstanding Irrigation dues, Water charges, Betterment levy & drilling dues, Royalty, O.B. Item, Audit Notes, Power Factor Surcharge/Lack of replacement of old meters etc.**

Irrigation dues and betterment levy etc. amounting to ₹ 35,919.03 lakh were outstanding in 145 Divisions as detailed in **Appendix 'O'**. Effective steps were not taken to ensure expeditious recovery of outstanding dues in consultation with the Revenue Department. Four divisions with highest amount of objections have been highlighted in the **Appendix 'O'**.

**Part-II Specific Irregularities**

**10. Blocking of Government money due to injudicious purchase and capital in the stores as surplus stores/unserviceable and lack of disposal of surplus/unserviceable articles**

Rule 138 of the PWF&ARs prohibits purchases of stores of material in advance or in excess of requirement as it is likely to result in both indirect and direct losses to Government. Test check of some Divisions revealed that the Divisional Officers did not exercise proper control on the purchases made. Consequently, a large quantity of material remained unutilised. This resulted in blocking of Government funds amounting to ₹ 271.89 lakh in six Divisions as detailed in **Appendix 'P'**. It is further pointed out that there is also a risk of deterioration in quality of the unutilised material with the passage of time. Two Divisions with highest amount of objections have been highlighted in the **Appendix 'P'**.

**11. Placing of irregular supply orders**

It was noticed that many Divisional Officers did not invite open tenders as required under financial rules for work/supply of stores. It was also observed that financial powers were exceeded or below specification works were carried out and non-supply of material was found in many cases. In some Divisions work completion certificate was not issued and it was also observed that financial bids were not opened in time. Instances where these irregularities, amounting to ₹ 19634.21 lakh in 70 Divisions, were noticed are given in **Appendix 'Q'**. Four Divisions with highest amount of objections have been highlighted in the **Appendix 'Q'**.

**12. Commencement of Works without Sanction/Estimates and permission of the competent authority**

During review it was observed that:

- (i) An expenditure of ₹ 38494.61 lakh in 26 Divisions as detailed in **Appendix 'R'** was incurred on various works without sanction of estimates. It was in violation of Rule 289 of the PWF&AR, which provides that no work should be commenced and expenditure incurred thereon before detailed estimates are prepared and got sanctioned by the competent authority. Four Divisions with highest amount of objections have been highlighted in the **Appendix 'R'**.

- (ii) In two Divisions, work was not done as per technical specification or equipment, material was not used as per specification or as per condition of agreement or as per Guidelines amounting to ₹ 58.37 lakh as detailed in **Appendix R (i)**.
- (iii) In six Divisions, works of estimated cost of ₹ 4550.01 lakh were either not started or not completed in stipulated time as detailed in **Appendix R (ii)**.
- (iv) In six Divisions, items were deleted or added in execution of Administrative/Financial Sanction in contravention of Technical Sanction and Technical Sanction was issued in excess amounting to ₹ 2057.51 lakh as detailed in **Appendix R (iii)**.
- (v) In three Divisions, benefit of the projects amounting to ₹ 3242.06 lakh could not be achieved due to non-availability of electric connections/ non-supply of irrigation water/ absence of water storage facility/certificate of commissioning of project as detailed in **Appendix R (iv)**.
- (vi) In 10 Divisions, works were commenced without execution of contract or signatures of Executive Engineer were missing in contract document as detailed in **Appendix R (v)**.
- (vii) In 17 Divisions, there were instances of lack of submission of final bills in due time/irregular payment of monthly bills amounting to ₹ 191.84 lakh as shown in **Appendix R (vii)**.
- (viii) In 30 Divisions, there were instances of irregularities in Notice Inviting Tender (NIT), technical sanction and lack of revised A&F sanction amounting to ₹ 1,234.20 lakh as shown in the **Appendix R (viii)**.

### **13. Un-authorized financial aid to contractors**

As a result of non-recovery of advance payments, secured advance and non-recovery of cost of materials issued to contractors, un-authorized financial aid was provided to them. The details of 81 Divisions where recoveries amounting to ₹ 8,427.10 lakh were not made in time are given in **Appendix 'S'**. Four divisions with highest amount of objections have been highlighted in the **Appendix 'S'**.

### **14. Fictitious adjustments**

During review, it was noticed that:

- (i) The material was not actually shifted from the store premises to the site of work for years together after the debit for the cost of material had been adjusted against the work. This showed that the debits on account of cost of material were passed on to the works without actual issue of stores to the work concerned with a view to avoid lapse of budget grant.
- (ii) The debit passed on to the work was in excess of requirements where expenditure was not related to work but was charged to work.
- (iii) Expenditure not related to work had been charged to work, value of hard rock useful material was not recovered and material was purchased at higher rates.

Such fictitious adjustments adversely affect the budgeting of the State Government and inflate expenditure against a particular work. In 44 Divisions fictitious adjustments noticed during local inspection (amounting to ₹ 3,577.01 lakh) along with reference to the Inspection Reports in which they have been commented upon are detailed in **Appendix 'T'**. Four Divisions with highest amount of objections have been highlighted in the **Appendix 'T'**.



## 15. Other significant points

### (a) Non-production of records to the Inspection Parties

An advance intimation regarding the date of inspection is invariably sent to the Divisional Officer with a specific request to keep various records of the Division ready for inspection. In total 26 cases, the records were not made available to the Inspection Parties or the records were produced at the eleventh hour which are given in Appendix 'U'. Non-production of the complete records to the Inspection Parties is not only in violation of codal provisions but also results in incomplete audit.

(b) Rules provide for monthly reconciliation with treasury. It was, however, observed that 144 Divisions had not reconciled the figures with the treasuries and certificates as required were not sent to the Accountant General. The details are given in Appendix 'V'.

### (c) Non-imposition of penalties/compensation/liquidated damages

As per the agreement of work/supplies, the contractor/supplier is required to complete the work in time/supply within the specified period failing which compensation/liquidated damages was to be recovered from the contractor/supplier unless time extension is granted by the competent authority without compensation. It was observed that some contractors/suppliers had not completed work in time/not supplied within the specified period. Penalties amounting to ₹ 38356.03 lakh in 160 Divisions on defaulting contractors/suppliers were not imposed. The details are given in Appendix 'W'. Four Divisions with highest amount of objections have been highlighted in the Appendix 'W'.

### (d) Un-authorized/avoidable/wasteful/irregular/unfruitful expenditure/ blocking of funds

During review it was observed that:

- (i) In 175 Divisions, unauthorised/avoidable/ wasteful/irregular expenditure etc. amounting to ₹ 170063.40 lakh was incurred. The details are given in Appendix 'X'. Four Divisions with highest amount of objections have been highlighted in the Appendix 'X'.
- (ii) In 13 Divisions instances of work order being issued without site clearance, lack of provision of O&M and irregularities in O&M were found amounting to ₹ 2687.70 lakh as detailed in Appendix X (iii).
- (iii) In two Divisions there were instances of benefit of the scheme not being provided and seepage of water as shown in Appendix X (iv).
- (iv) In WRD Jawai Canal Dn. Sumerpur (Pali), excess/less expenditure against the budget allotment and diversion of budget was noticed amounting to ₹ 3.78 lakh as detailed in Appendix X (v).
- (v) In 18 WRD Divisions over payment to contractors amounting to ₹ 555.03 lakh was noticed as shown in the Appendix X (vi).
- (vi) In 16 Divisions there were instances of lack of target achievement amounting to ₹ 259.93 lakh as detailed in Appendix X (viii).

- (vii) In 42 Divisions instances of lack of supervision and monitoring were noticed. Also an amount of ₹ 1541.49 lakh was paid without supervision and monitoring in five Divisions, as shown in the [Appendix X \(ix\)](#).
- (viii) In two Divisions cases of Refund of Security Deposit (S.D.) and Bank Guarantee (B.G.) before completion of Defect liability period and B.G. not detected in the running bill or was not as per S.D. were noticed as detailed in [Appendix X \(xi\)](#).
- (ix) In 20 Divisions irregularities in submission and approval of time extension cases amounting to ₹ 2218.57 lakh was noticed as shown in the [Appendix X \(xii\)](#).

**(e) Material Purchase Settlement Suspense Account (MPSSA)**

The credit and debit balances amounting to ₹ 151.52 lakh were outstanding in MPSSA. Details are given in [Appendix 'Y'](#). These require early adjustment. Four Divisions with highest amount of objections have been highlighted in the [Appendix 'Y'](#).

**(f) Loss, double/overpayments etc.**

Scrutiny of Inspection Reports revealed that in Office of the XEN, PWD Dn. Beawer (Ajmer), case of loss to Government amounting to ₹ 8.19 lakh was shown. Details are given in [Appendix 'Z'](#).

**16. Manufacturing Accounts**

Rule 538 of PWF&AR provides that accounts of a manufacturer or manufacturing accounts shall not remain open indefinitely. In 140 Divisions, the manufacturer account was not maintained while in two Divisions the manufacturing accounts revealed outstanding balances as detailed in [Appendix- 'A1'](#). These balances are required to be cleared by subsequent adjustment.

**17. Non recovery of Sale Tax/ Income Tax/ Royalty/ Security Deposit/ Insurance/ Custom Duty/ Patrakar Kalyan Kosh/ Excise duty/ Environment Management Fund/ Stamp Duty/ Supervision Charges/ DMGT/ GST/ Pro-rata charges**

Sales tax and Income tax etc. are required to be recovered from contactor through supply bills or final bills of works. In 147 Divisions Sales tax, Income tax, Patrakar kalyan kosh/ Environment Management Fund, Royalty etc. dues amounting to ₹ 16,505.02 lakh was not recovered from contractors as detailed in [Appendix A-2](#). Non recovery of these taxes resulted in losses to Govt.

**18. Non recovery of labour cess and stamp duty**

During review it was observed that in nine WRD/IGNP Divisions labour cess and stamp duty was not recovered from the contractors amounting to ₹ 1.69 lakh as shown in [Appendix A2\(i\)](#).

**19. Lack of labour insurance, Labour Registration**

During review it was observed that in 43 Divisions instances of lack of labour registration, labour insurance and assurance of labour procurement were found amounting to ₹ 5.14 lakh as shown in the [Appendix A-2 \(ii\)](#)

**20. Lack of recovery from other offices**

During review it was observed that in 20 Divisions, fees for drilling works and pro-rata charges were not recovered from the other offices amounting to ₹ 226.32 lakhs as shown in **Appendix A-2 (iii)**

\*\*\*\*\*

## Annexure – 1

### STATEMENT-I

#### OUTSTANDING BALANCES IN RESPECT OF VARIOUS REMITTANCE/ SUSPENSE/DEPOSIT HEADS AT THE END OF MARCH-2020

S. NO.	HEADS	AMOUNT OUTSTANDING (ROUNDED UPTO RUPEES)
	<b>REMITTANCE HEADS</b>	
1.	P.W. REMITTANCE (CHALLAN)	330006.74(Dr.)
2.	P.W. REMITTANCE (CHEQUE)	306136477.99(Cr.)
3.	I.A.P.W.D.	262763049.43(Dr.)
	<b>SUSPENSE HEADS</b>	
4.	MATERIAL PURCHASE SETTLEMENT SUSPENSE ACCOUNT	-32710108.70(Cr.)
5.	CASH SETTLEMENT SUSPENSE ACCOUNT	NIL
6.	CASH BALANCE	8499660.24(Dr.)
	<b>DEPOSITS HEADS</b>	
7.	P.W. DEPOSITS	10142696.57(Cr.)

#### OUTSTANDING BALANCE OF 8671-101-01 CASH BALANCES MORE THAN 10 LAKHS

S.NO.	DIV. CODE	DIV. NAME	Out standing Balances
1	PWD 036	PWD DIV. CHURU	1925985.37
2	PWD 224	PWD DIV. CHITTORGARH (NREGA)	9898914.00
3	IRR 024	IRR. DIV. JALORE	4987410.00

#### COMPARISION OF OUTSTANDING BALANCES IN RESPECT OF VARIOUS REMITTANCE/ SUSPENSE/DEPOSIT HEADS DURING YEAR 2017-18 TO 2018-19

S. NO.	HEADS	AMOUNT OUTSTANDING (ROUNDED UPTO RUPEES)		Clearance/ Addition	Percentage of clearance/ Addition
		Year 2018-19	Year 2019-20		
	<b>REMITTANCE HEADS</b>				
1.	P.W. REMITTANCE (CHALLAN)	15524555.74(Dr.)	330006.74(Dr.)	15194549	97.87%
2.	P.W. REMITTANCE (CHEQUE)	333135195.99(Cr.)	306136477.99(Cr.)	26998718	8.10%
3.	I.A.P.W.D.	297223176.43(Dr.)	262763049.43(Dr.)	34460127	11.59%
	<b>SUSPENSE HEADS</b>				
4.	MATERIAL PURCHASE SETTLEMENT SUSPENSE ACCOUNT	-32016659.70(Cr.)	-32710108.70(Cr.)	693449	2.16%
5.	CASH SETTLEMENT SUSPENSE ACCOUNT	NIL	NIL		
6.	CASH BALANCE	8684863.24(Dr.)	8499660.24(Dr.)	185203	2.13%
	<b>DEPOSITS HEADS</b>				
7.	P.W. DEPOSITS	107284218.57(Cr.)	10142696.57(Cr.)	97141522	90.54%

### Annexure-1(a)

#### Outstanding balances under MPSSA as on 03/2020

Sr. No.	Division Code	Division Name	Amount (in ₹)
1	PWD036	PWD DIVISIO N CHURU	0.71
2	PWD058	PWD ELEC TRIC AL DIVISIO N- 1 JAIPUR	-0.36
3	PWD077	PWD DIVISIO N NAGAU R	6895756.61
4	PWD091	PWD DIVISIO N HANUMANGARH (RE-NAMED OF PWD IGNP DIV	-0.09
5	PWD118	PWD DIV I BANSWARA	337600.62
6	PWD127	PWD DIV,BUNDI	1984622.6
7	PWD128	PWD DISTT. DIV - ,BIKANER(PRIVIO US NAME PWD	-19.5
8	PWD130	PWD DISTT.DIV.- II BIKANER(PRE NAME PWD DIV ,KUSHA	268048.9
9	PWD134	PWD DIV, DAUSA	882429
10	PWD149	PWD NHW DIV, KO TA	-0.29
11	PWD86A	PWD DIVISIO N SIKAR	-0.17
12	PWD999	Unreconciled figures of PWD	-72279204.16
13	PHE001	CITY DN. I (P&D OLD) DN. AJMER	2191831
14	PHE002	CITY II (R&C OLD) DN. AJMER	101528
15	PHE003	DIST. RURAL DN. AJMER	3496844
16	PHE007	PHED DN. ALWAR	977101
17	PHE008	DRILLING DIV. ALWAR	241799
18	PHE010	PHED DN. BARAN	372836.43
19	PHE012	PHED DISTT. NORTH Dn. BARMER	92727
20	PHE014	PHED DIV. BALO TRA	94668
21	PHE015	PHED DN. BEAWAR	73372
22	PHE016	PHED DN. BHARATPUR	-83654
23	PHE017	PHED DN. DEEG	-962202
24	PHE019	PHED DIV. SHAHPURA	1114485
25	PHE024	PHED DIST.RURAL - 2 DIV. BIKANER	376530.17
26	PHE026	PHED DIV. BUNDI	119980
27	PHE027	PHED DISTT.RURAL DN. CHITTO RGARH	119001
28	PHE029	PHED DIV. CHURU	1154400
29	PHE030	PHED DIV. RATANG ARH	1612467.04
30	PHE031	PHED DIV. SARDARSAHAR	322373
31	PHE032	PHED DIV. TARANAG AR	528037
32	PHE034	PHED DIV. DAUSA	9006132
33	PHE035	PHED DN. DHOLPUR	-2000000
34	PHE038	PHED DIV. NOHAR	90872
35	PHE040	CITY NORTH DIV. I JAIPUR (P&D)	360517.38
36	PHE041	CITY DN. I (SO UTH) I JAIPUR (P&D)	670081
37	PHE042	CITY DN. II (NORTH) JAIPUR (Revenue)	390883
38	PHE044	PHED DISTT. DIV - 1 JAIPUR	731666
39	PHE045	PHED DISTT. DIV. II JAIPUR	-569280

<b>Sr. No.</b>	<b>Division Code</b>	<b>Division Name</b>	<b>Amount (in ₹)</b>
40	PHE046	PHED DRILING DIV. JAIPUR	191974.9
41	PHE047	PHED RIG EP DN. BARMER	368041.53
42	PHE048	PHED CITY DN. JAISALMER	2196098
43	PHE050	PHED DIV. JALORE	-1
44	PHE051	PHED DIV. BHINMAL	-9.36
45	PHE052	PHED DIV. JHALAWAR	-29921.99
46	PHE055	PHED P&D- 2 (CITY) DN. JODHPUR	-10557
47	PHE061	PHED DRILLING DN. JODHPUR	2930.9
48	PHE062	PHED RJLC- 3 PHALODI	-35
49	PHE065	PHED CITY DN.- 1 KO TA (P&D)	96500
50	PHE067	PHED RURAL DN. KO TA (DISTT)	951843
51	PHE069	PHED DIV. NAGAUR	6
52	PHE071	PHED DIV. MERATA CITY	1541979
53	PHE072	PHED DRILLING DN. NAGAUR	90
54	PHE073	PHED DIV. PALI	-109372.03
55	PHE076	PHED DIV. RAJSAMAND	489582
56	PHE077	PHED DIV. SAWAI MADHOPUR	1881630
57	PHE078	PHED DN. HINDAUN CITY	21793963
58	PHE079	PHED DIV. SIKAR	479539
59	PHE080	PHED DIV. NEEM KA THANA	10
60	PHE081	PHED DIV. SIRO HI	165663
61	PHE084	CITY DN.II (R&C) UDAIPUR	259373
62	PHE090	PHED DN. FAALNA	-943556
63	PHE092	PHED DIV. ANOOPGARH	238645
64	PHE093	PHED DIV. KHETRI	8400
65	PHE097	PHED DN. RAMGANJMANDI	1306192
66	PHE103	PHED CITY DN. SHRI GANGANAGAR	358568
67	PHE105	PHED CONSTRUC TIO N DIV. KO TA	5680206
68	PHE107	PHED DN. RAJGARH ALWAR	1176717
69	PHE113	PHED DN. KAROLI	60
70	PHE127	PMC (O & M) Sardarshahar,	182449
71	PHE130	Kishangarh DN. ,Ajmer	-3000
72	PHE132	PHED DN. CHABRA	588662
73	PHE134	PHED DN. SUJANG ARH	114854
74	PHE155	PHED DIV.NIMBAHERA (CHITTO RGARH)	582313
75	PHE156	PHED City Dn.(N)- III, Jaipur	567400
76	PHE157	XEN PHED PROJ. DN. GANGAPUR CITY	655655
77	PHE159	PHED DN Mahuwa Dist. Dausa	2096604
78	PHE999	Unreconciled figures of PHED	-10621923.29
79	IRR026	IRR.DIV.AKLER A (OLD - CHHAPI PROJ. JHALAWAR)	-1218.18
80	IRR029	IRRIGATIO N DIV. KO TA	-18452.36
81	IRR032	IRRIGATIO N CHAMBAL PROJEC T DIV. KOTA	1077192.72
82	IRR033	IRRIGATIO N R.P.S. & STO RES DIV. RAWATBHATA	-1368706.59

<b>Sr. No.</b>	<b>Division Code</b>	<b>Division Name</b>	<b>Amount (in ₹)</b>
83	IRR036	IRRIGATION DIV. SAWAI MADHOPUR	-61070.12
84	IRR037	IRRIGATION DIV. KARALI (PRE NAME IRRIGATION PANCH	-517582.95
85	IRR050	IRRIGATION DIV.1 ANOOP ' B' SHRIVIJAYNAG AR	-259630
86	IRR999	Unreconciled figures of irrigation department	-22532443.87
		<b>TOTAL</b>	<b>-32710108.70</b>

## Annexure-1(b)

### Outstanding balances under IAPWD as on 03/2020

SR. No.	Division Code	Division Name	Amount (in ₹)
1	PWD010	PWD DIVISON- 2 ALWAR	205331.15
2	PWD016	PWD DIVISION BARMER	1278452
3	PWD018	PWD DIVISION BALOTRA	-63878.7
4	PWD031	PWD MECHANICAL DIVISION BIKANER	31021
5	PWD032	PWD ELECTRICAL DIVISION BIKANER	74269
6	PWD036	PWD DIVISION CHURU	5031587.75
7	PWD045	PWD CITY DIVISION- 1 JAIPUR	4931012
8	PWD046	PWD CITY DIVISION- 2 JAIPUR	66299
9	PWD050	PWD DIV.DUDU (RENAME PWD DISTT. DIV SOUTH JAIPUR)	280558
10	PWD054	PWD MECHANICAL DIVISION- 1 JAIPUR	1255360.57
11	PWD055	PWD MECHANICAL DIVISION- 2 JAIPUR	3169773
12	PWD060	PWD B&R DISTT. DIVISION JALORE	226313
13	PWD066	PWD DISTT. DIVISION- 1 JODHPUR	5633490
14	PWD068	PWD ELECTRICAL DIVISION- I, JODHPUR	2314640.92
15	PWD072	PWD DISTT. DIVISION KOTA (RENAMED OF PWD DISTT. DI	2393017
16	PWD073	PWD CITY DIVISION KOTA	3127402
17	PWD076	PWD MECHANICAL DIVISION KOTA	292615
18	PWD077	PWD DIVISION NAGAU	7091246.3
19	PWD078	PWD DIVISION DEEDWANA	4079816.1
20	PWD081	PWD DIVISION SOJAT CITY	214614.95
21	PWD091	PWD DIVISION HANUMANGARH (RE- NAMED OF PWD IGNP DIV	5894759
22	PWD094	PWD DIVISION TONK	1620482
23	PWD096	PWD CITY DIVISION- 1 UDAIPUR	585666
24	PWD102	PWD MECHANICAL DIVISION UDAIPUR	652591
25	PWD104	PWD DIVISION MERATA CITY	873723
26	PWD107	PWD ELECTRICAL DIVISION- 2 JAIPUR	306460
27	PWD109	PWD R.L.A. PROJECT DIVISION- 4 JAIPUR	377889
28	PWD112	PWD N.H.W. DIVISION BARAN (Reamed from Jhalawar)	-131187
29	PWD115	PWD CITY DIV ,AJMER	8720325
30	PWD116	PWD DISTT DIV, AJMER	12196301
31	PWD118	PWD DIV I BANSWARA	332616
32	PWD122	PWD DIV - I, BHARATPUR(PRE NAME PWD DIV , BHARATPUR	2599170
33	PWD127	PWD DIV,BUNDI	3346048
34	PWD128	PWD DISTT. DIV - ,BIKANER(PRIVIOUS NAME PWD	619575
35	PWD134	PWD DIV, DAUSA	2225879
36	PWD135	PWD DIV,DHOLPUR	3606794
37	PWD137	PWD DIV, BARRI	4901387
38	PWD139	PWD CITY DIV III,JAIPUR	1848076.25
39	PWD140	PWD Dn. FATEHPUR PRENAME PWD DIV- II, SIKAR	1876900
40	PWD143	PWD CONSTR. DIV ,JAIPUR	1955828



SR. No.	Division Code	Division Name	Amount (in ₹)
41	PWD145	PWD CITY DIV, JODHPUR	4084552
42	PWD147	PWD DIV, RAJSAMAND	270064.5
43	PWD149	PWD NHW DIV, KOTA	8108810
44	PWD154	PWD DIV, SURATGARH	146673
45	PWD155	PWD DIV, SALUMBAR	467090
46	PWD156	PWD DN. KHERWARA (PWD DISTT. DN- I ,UDAIPUR12/2011)	4079295
47	PWD158	PWD DISTT. DIV.- II , UDAIPUR	116119
48	PWD33B	PWD DIV,RATANGARH(PRE NAME PWD NHW DIV,RATANGAR	82989
49	PWD86 A	PWD DIVISION SIKAR	8716435.35
50	PWD87 A	PWD DN. BHINMAL	198055
51	PHE001	CITY DN. I (P&D OLD) DN. AJMER	3700394
52	PHE002	CITY II (R&C OLD) DN. AJMER	372154
53	PHE003	DIST. RURAL DN. AJMER	3109100
54	PHE004	PROJ DN (BISALPUR DIV.1) KEKARI	481058
55	PHE005	(PROJ. DN.(BISALPUR DIV.2) AJMER	434592
56	PHE006	DRILLING DIV. AJMER	1050946
57	PHE007	PHED DN. ALWAR	454846
58	PHE008	DRILLING DIV. ALWAR	1043835
59	PHE010	PHED DN. BARAN	-82771.95
60	PHE011	PHED CITY Dn. BARMER	331054
61	PHE012	PHED DISTT. NORTH Dn. BARMER	143066
62	PHE013	PHED DISTT SOUTH DIV. BARMER	9498
63	PHE014	PHED DIV. BALOTRA	3309443
64	PHE015	PHED DN. BEAWAR	511728
65	PHE016	PHED DN. BHARATPUR	4292089.14
66	PHE017	PHED DN. DEEG	398787
67	PHE018	PHED DIV. BHILWARA	301649.4
68	PHE019	PHED DIV. SHAHPURA	735485
69	PHE020	PHED P&D- 1 BIKANER	2571049
70	PHE021	PHED CITY DN.III (R&C) DN. BIKANER	2559
71	PHE022	PHED P&D- 2 BIKANER	46086
72	PHE023	PHED DIST. RURAL.- 1 BIKANER	823507
73	PHE024	PHED DIST.RURAL - 2 DIV. BIKANER	594755
74	PHE026	PHED DIV. BUNDI	256078
75	PHE027	PHED DISTT.RURAL DN. CHITTORGARH	1538520.05
76	PHE028	PHED DN. PRATAPGARH	5496775
77	PHE029	PHED DIV. CHURU	58435
78	PHE030	PHED DIV. RATANGARH	16289
79	PHE033	PHED DN. DUNGARPUR	587723
80	PHE034	PHED DIV. DAUSA	2681365
81	PHE035	PHED DN. DHOLPUR	1339522
82	PHE036	PHED DISTT. DN. SHRI GANGANAGAR	1229186.55
83	PHE037	PHED DIV. HANUMANGARH	46377
84	PHE038	PHED DIV. NOHAR	1060054
85	PHE039	PHED DN. SURATGARH	460860
86	PHE040	CITY NORTH DIV. I JAIPUR (P&D)	853593

SR. No.	Division Code	Division Name	Amount (in ₹)
87	PHE041	CITY DN. I (SOUTH) I JAIPUR (P&D)	280754
88	PHE044	PHED DISTT. DIV - 1 JAIPUR	2865004
89	PHE045	PHED DISTT. DIV. II JAIPUR	2482712
90	PHE046	PHED DRILING DIV. JAIPUR	1344044
91	PHE048	PHED CITY DN. JAISALMER	1455345
92	PHE050	PHED DIV. JALORE	183292.3
93	PHE051	PHED DIV. BHINMAL	7068852
94	PHE052	PHED DIV. JHALAWAR	298298
95	PHE054	PHED P&D (CITY) DN.- 1 JODHPUR	6190921
96	PHE057	DISTT. DIV. PHALODI, JODHPUR RURAL	940588
97	PHE058	PHED DISTT.- 2 JODHPUR	7839783
98	PHE059	PHED RJLC- 1 JODHPUR	1464833
99	PHE060	PHED RJLC- 2 DN. JODHPUR	2285
100	PHE061	PHED DRILLING DN. JODHPUR	428343
101	PHE062	PHED RJLC- 3 PHALODI	62751
102	PHE063	PHED DISTT. DN.- 1 JODHPUR	2571796
103	PHE064	PHED JLC- 6 DIV. PHALODI	17609
104	PHE065	PHED CITY DN.- 1 KOTA (P&D)	359064
105	PHE066	PHED CITY DN.- II KOTA (R&D)	1390929
106	PHE067	PHED RURAL DN. KOTA (DISTT)	1104356.55
107	PHE068	PHED DRILLING DIV. KOTA	39071.1
108	PHE069	PHED DIV. NAGAU	803851
109	PHE070	PHED DIV. DEEDWANA	304824
110	PHE071	PHED DIV. MERATA CITY	2163871.7
111	PHE072	PHED DRILLING DN. NAGAU	1195958
112	PHE073	PHED DIV. PALI	76048
113	PHE074	PHED DIV. SOJAT CITY	75190
114	PHE076	PHED DIV. RAJSAMAND	71326
115	PHE077	PHED DIV. SAWAI MADHOPUR	708821.5
116	PHE078	PHED DN. HINDAUN CITY	370556
117	PHE079	PHED DIV. SIKAR	34842
118	PHE080	PHED DIV. NEEM KA THANA	997704
119	PHE081	PHED DIV. SIROHI	160053.59
120	PHE082	PHED DIV. TONK	303098
121	PHE083	CITY DN. I DN. (P&D) UDAIPUR	792546
122	PHE084	CITY DN.II (R&C) UDAIPUR	2060715
123	PHE085	DISTT. RURAL DIV. UDAIPUR	39641
124	PHE086	PHED DN. SALUMBER	780641
125	PHE087	PHED DRILLING DN. UDAIPUR	36537
126	PHE088	PHED CITY DIV. II (SOUTH) JAIPU (REVENUE)	49639
127	PHE090	PHED DN. FAALNA	-39646
128	PHE091	PHED DN. BEHROR	1658420
129	PHE092	PHED DIV. ANOOPGARH	180403
130	PHE093	PHED DIV. KHETRI	281223
131	PHE094	PHED DN. MAKRANA	28766
132	PHE096	PHED CONSTRUCTION DIV. JODHPUR	696553
133	PHE097	PHED DN. RAMGANJMANDI	698052
134	PHE108	PHED DISTT. DIV. JHUNJHUNU	2619
135	PHE111	PHED DN.(PMC- 7) SARDARSAHAR	15339
136	IRR001	IRRIGATION DIV.1 AJMER	84372.85

SR. No.	Division Code	Division Name	Amount (in ₹)
137	IRR003	IRRIGATION DIV. ALWAR	321963
138	IRR004	IRRIGATION DIV. BANSWARA	1736428.5
139	IRR006	IRRIGATION DIV. BHARATPUR	321467.2
140	IRR007	IRRIGATION DIV. DEEG (BHARATPUR)	83985.2
141	IRR009	IRRIGATION BILAS PROJECT DIV. 2BARAN	1150
142	IRR010	IRRIGATION DIV.- 1 BHILWARA	1013446.05
143	IRR011	IRRIGATION DIV.- 2 BHILWARA	155139.9
144	IRR012	CHIEF A.O ( FIN.adv). PRE- CHECK, IGNP, BIKANER	558185
145	IRR015	IRRIGATION DIV.- PRATAPGARH	2176549.05
146	IRR016	IRRIGATION DIV.- 2 CHITTORGARH	1822
147	IRR025	IRRIGATION DIV. JHALAWAR	1220666.3
148	IRR026	IRR.DIV.AKLERA (OLD - CHHAPI PROJ. JHALAWAR)	1427505
149	IRR027	IRRIGATION DIV.IJODHPUR	1736519.35
150	IRR029	IRRIGATION DIV. KOTA	5981514.49
151	IRR030	IRRIGATION CAO, CAD, CHAMBAL PROJECT KOTA	5692999.53
152	IRR031	IRRIGATION QUALITY CONSTRUCTION DIV. KOTA	2891
153	IRR032	IRRIGATION CHAMBAL PROJECT DIV. KOTA	1777773.83
154	IRR033	IRRIGATION R.P.S. & STORES DIV. RAWATBHATA	4425057.2
155	IRR034	IRRIGATION DIV. PALI	86718
156	IRR035	IRRIGATION JAWAI CANAL DIV. SUMERPUR	519539.36
157	IRR037	IRRIGATION DIV. KARALI (PRE NAME IRRIGATION PANCH	2045208.25
158	IRR039	IRRIGATION DIV. SIROHI	247141.3
159	IRR040	IRRIGATION GANG CANAL NORTH DIV. SHRI GANGANAGAR	5192581.07
160	IRR042	XEN.WATER RESOURCES GANG NAHAR REGULATION DIV.GNG	1213170.91
161	IRR045	IRRIGATION DIV.1 HANUMANGARH	336462.05
162	IRR046	IRRIGATION DIV.2 HANUMANGARH	88928191.47
163	IRR047	REGULATION DN- I (FEEDER DIV.) HANUMANGARH	9082504.56
164	IRR052	IRRIGATION G.F.C. DIV. SURATGARH	244780.3
165	IRR058	IRRIGATION CONSTRUCTION DIV.3 BISALPUR (P&D) DEOLI	257478.69
166	IRR060	IRRIGATION CANAL DIV. 1 BISALPUR PROJECT TONK	253962
167	IRR068	IRRIGATION DIV. RAJSAMAND (RE- NAMED OF IRRIGATION	680144
168	IRR13A	IRRIGATION,CAO,CAD,IGNP,BIKANER(RENAME 5/2002)	23496
169	IRR20A	IRRIGATION,SOM KAMALA AMBA,CANAL DIV.ASPUR ( DNG)	2016378.7
170	IRR44A	R S W R P DIVISION HANUMANGARH	-45781195
171	WBSDU M	DUMMY FIGURE FOR BROADSHEET	-46813161.75
		<b>TOTAL</b>	<b>262763049.43</b>

## Annexure-‘2’

### STATEMENT-IV

#### STATEMENT SHOWING ARREARS IN RECONCILIATION OF FORM 51

Sr. No.	Dn. code	Division Name	From	to	No of form 51
1.	PWD 116	PWD DISTT. DIV. AJMER	12/2015	03/2016	4
2.	PWD 227	PWD ELCT DIV. BHARATPUR	-	03/2016	1
3.	PWD 124	PWD DIV I BHILWARA	08/2015	03/2016	8
4.	PWD 071	PWD DISTT DIV JALAWAR	04/2015	03/2016	12
5.	PWD 240	PWD DIV KHANPUR	-	03/2016	1
6.	PWD 234	PWD ELE.DIV II JODHARPUR	10/2015	03/2016	6
7.	PWD 257	PWD DIV DEGANA	12/2015	03/2016	4
8.	PWD 231	PWD DIV II PRATAP GARH	01/2016	03/2016	3
9.	PWD 244	PWD SMS MED. COLL. JAIPUR	12/2015	03/2016	4
10.	PWD 196	PWD DIV MALPURA	12/2015	03/2016	4
11.	PHE 042	PHED CITY DN III NORTH JAIPUR	10/2015	03/2016	06
12.	PHE 159	PHED DIV MAHUWA	04/2015	03/2016	12
13.	PHE 150	CITY DIV III (SOUTH) JAIPUR	01/2016	03/2016	3
14.	PHE 053	PHED DIV. JHUNJHUNU	02/2016	03/2016	2
15.	PHE 078	PHED DIV HINDAUN CITY	-	03/2016	1
16.	PHE 153	PHED DIV AMET	02/2016	03/2016	2
17.	IRR 009	IRR DIV. CHHABRA	03/2015	03/2016	13
18.	IRR 025	IRR DIV. JHALAWAR	02/2016	03/2016	2
19.	IRR 184	KALI SINDH PROJ DIV. JHALAWAR	03/2015	03/2016	13
20.	IRR 029	IRR. DIV. KOTA	02/2016	03/2016	2
21.	IRR 015	IRR. DIV PRATAPGARH	01/2016	03/2016	3

#### ABSTRACT

S.N.	Name of Deptt.	No. of Divisions	Outstanding No. of Form-51 as on 03/2020
1	PWD	10	47
2	PHED	06	26
3	WRD	05	33
	<b>Total</b>	<b>21</b>	<b>106</b>

### Annexure-‘3’

#### Objections found during validation of vouchers

Sr. No.	Month	Head of Account	TRY NAME	Total No. Of validated Voucher	Objec-tions found	Total reply received	No. Of Discrepan-cies Dropped in view of Reply	Reply await-ed
1	Apr-19	All Works Head's	AJMER	95	9	0	0	9
2	Apr-19	All Works Head's	ALWER	85	26	0	0	26
3	Apr-19	All Works Head's	BANSWARA	50	11	0	0	11
4	Apr-19	All Works Head's	BARAN	306	7	0	0	7
5	Apr-19	All Works Head's	BARMER	109	8	0	0	8
6	Apr-19	All Works Head's	BEAWAR	71	6	0	0	6
7	Apr-19	All Works Head's	BHARATPUR	143	11	0	0	11
8	Apr-19	All Works Head's	BHILWARA	65	25	0	0	25
9	Apr-19	All Works Head's	BIKANER	150	4	0	0	4
10	Apr-19	All Works Head's	BUNDI	286	4	0	0	4
11	Apr-19	All Works Head's	CHITTORGARH	57	5	0	0	5
12	Apr-19	All Works Head's	CHURU	99	11	0	0	11
13	Apr-19	All Works Head's	DAUSA	92	24	0	0	24
14	Apr-19	All Works Head's	DHOLPUR	47	9	0	0	9
15	Apr-19	All Works Head's	DUNGERPUR	58	18	0	0	18
16	Apr-19	All Works Head's	GANGANAGAR	50	12	0	0	12
17	Apr-19	All Works Head's	HANUMANGARH	405	8	0	0	8
18	Apr-19	All Works Head's	JAIPUR CITY	97	32	0	0	32
19	Apr-19	All Works Head's	JAIPUR(RURAL)	110	6	0	0	6
20	Apr-19	All Works Head's	JAISELMER	213	12	0	0	12
21	Apr-19	All Works Head's	JALORE	153	15	0	0	15
22	Apr-19	All Works Head's	JHALAWAR	56	24	0	0	24

<b>Sr. No.</b>	<b>Month</b>	<b>Head of Account</b>	<b>TRY NAME</b>	<b>Total No. Of validated Voucher</b>	<b>Objections found</b>	<b>Total reply received</b>	<b>No. Of Discrepancies Dropped in view of Reply</b>	<b>Reply awaited</b>
23	Apr-19	All Works Head's	JHUNJHUNU	55	7	0	0	7
24	Apr-19	All Works Head's	JODHPUR(CITY)	55	30	0	0	30
25	Apr-19	All Works Head's	JODHPUR(RURAL)	50	25	0	0	25
26	Apr-19	All Works Head's	KARAULI	67	11	0	0	11
27	Apr-19	All Works Head's	KOTA	103	10	0	0	10
28	Apr-19	All Works Head's	NAGAUR	88	11	0	0	11
29	Apr-19	All Works Head's	NEW DELHI	70	2	0	0	2
30	Apr-19	All Works Head's	PALI	130	9	0	0	9
31	Apr-19	All Works Head's	PRATAPGARH	73	10	0	0	10
32	Apr-19	All Works Head's	RAJSAMAND	110	11	0	0	11
33	Apr-19	All Works Head's	SAWAIMADHOPUR	175	4	0	0	4
34	Apr-19	All Works Head's	SIKAR	133	14	0	0	14
35	Apr-19	All Works Head's	SIROHI	262	14	0	0	14
36	Apr-19	All Works Head's	TONK	156	5	0	0	5
37	Apr-19	All Works Head's	UDAIPUR (CITY)	162	4	0	0	4
38	Apr-19	All Works Head's	UDAIPUR (RURAL)	224	16	0	0	16
39	May-19	All Works Head's	AJMER	100	28	0	0	28
40	May-19	All Works Head's	ALWER	200	19	0	0	19
41	May-19	All Works Head's	BANSWARA	175	11	0	0	11
42	May-19	All Works Head's	BARAN	125	7	0	0	7
43	May-19	All Works Head's	BARMER	120	17	0	0	17
44	May-19	All Works Head's	BEAWAR	75	15	0	0	15
45	May-19	All Works Head's	BHARATPUR	143	19	0	0	19
46	May-19	All Works Head's	BHILWARA	200	58	0	0	58
47	May-19	All Works Head's	BIKANER	275	11	0	0	11

<b>Sr. No.</b>	<b>Month</b>	<b>Head of Account</b>	<b>TRY NAME</b>	<b>Total No. Of validated Voucher</b>	<b>Objections found</b>	<b>Total reply received</b>	<b>No. Of Discrepancies Dropped in view of Reply</b>	<b>Reply awaited</b>
48	May-19	All Works Head's	BUNDI	175	9	0	0	9
49	May-19	All Works Head's	CHITTORGARH	100	11	0	0	11
50	May-19	All Works Head's	CHURU	150	14	0	0	14
51	May-19	All Works Head's	DAUSA	25	19	0	0	19
52	May-19	All Works Head's	DHOLPUR	100	12	0	0	12
53	May-19	All Works Head's	DUNGERPUR	150	12	0	0	12
54	May-19	All Works Head's	GANGANAGAR	100	7	0	0	7
55	May-19	All Works Head's	HANUMANGARH	100	3	0	0	3
56	May-19	All Works Head's	JAIPUR CITY	250	71	0	0	71
57	May-19	All Works Head's	JAIPUR(RURAL)	170	6	0	0	6
58	May-19	All Works Head's	JAISELMER	150	8	0	0	8
59	May-19	All Works Head's	JALORE	180	16	0	0	16
60	May-19	All Works Head's	JHALAWAR	100	28	0	0	28
61	May-19	All Works Head's	JHUNJHUNU	175	7	0	0	7
62	May-19	All Works Head's	JODHPUR(CITY)	125	10	0	0	10
63	May-19	All Works Head's	JODHPUR(RURAL)	100	8	0	0	8
64	May-19	All Works Head's	KARAULI	125	22	0	0	22
65	May-19	All Works Head's	KOTA	100	8	0	0	8
66	May-19	All Works Head's	NAGPUR	125	14	0	0	14
67	May-19	All Works Head's	NEW DELHI	25	10	0	0	10
68	May-19	All Works Head's	PALI	150	8	0	0	8
69	May-19	All Works Head's	PRATAPGARH	150	28	0	0	28
70	May-19	All Works Head's	RAJSAMAND	85	11	0	0	11
71	May-19	All Works Head's	SAWAIMADHOPUR	150	8	0	0	8
72	May-19	All Works Head's	SIKAR	100	28	0	0	28

<b>Sr. No.</b>	<b>Month</b>	<b>Head of Account</b>	<b>TRY NAME</b>	<b>Total No. Of validated Voucher</b>	<b>Objec-tions found</b>	<b>Total reply received</b>	<b>No. Of Discrepan-cies Dropped in view of Reply</b>	<b>Reply await-ed</b>
73	May-19	All Works Head's	SIROHI	150	1	0	0	1
74	May-19	All Works Head's	TONK	175	9	0	0	9
75	May-19	All Works Head's	UDAIPUR (CITY)	180	10	0	0	10
76	May-19	All Works Head's	UDAIPUR (RURAL)	75	7	0	0	7
77	Jun-19	All Works Head's	AJMER	160	23	0	0	23
78	Jun-19	All Works Head's	ALWER	176	27	0	0	27
79	Jun-19	All Works Head's	BANSWARA	175	7	0	0	7
80	Jun-19	All Works Head's	BARAN	180	6	0	0	6
81	Jun-19	All Works Head's	BARMER	120	10	0	0	10
82	Jun-19	All Works Head's	BEAWAR	43	5	0	0	5
83	Jun-19	All Works Head's	BHARATPUR	57	12	0	0	12
84	Jun-19	All Works Head's	BHILWARA	81	30	0	0	30
85	Jun-19	All Works Head's	BIKANER	321	7	0	0	7
86	Jun-19	All Works Head's	BUNDI	175	6	0	0	6
87	Jun-19	All Works Head's	CHITTORGARH	145	18	0	0	18
88	Jun-19	All Works Head's	CHURU	155	16	0	0	16
89	Jun-19	All Works Head's	DAUSA	52	10	0	0	10
90	Jun-19	All Works Head's	DHOLPUR	57	16	0	0	16
91	Jun-19	All Works Head's	DUNGERPUR	61	23	0	0	23
92	Jun-19	All Works Head's	GANGANAGAR	64	14	0	0	14
93	Jun-19	All Works Head's	HANUMANGARH	130	6	0	0	6
94	Jun-19	All Works Head's	JAIPUR CITY	185	28	0	0	28
95	Jun-19	All Works Head's	JAIPUR(RURAL)	170	16	0	0	16
96	Jun-19	All Works Head's	JAISELMER	160	6	0	0	6
97	Jun-19	All Works Head's	JALORE	59	19	0	0	19



<b>Sr. No.</b>	<b>Month</b>	<b>Head of Account</b>	<b>TRY NAME</b>	<b>Total No. Of validated Voucher</b>	<b>Objections found</b>	<b>Total reply received</b>	<b>No. Of Discrepancies Dropped in view of Reply</b>	<b>Reply awaited</b>
98	Jun-19	All Works Head's	JHALAWAR	250	22	0	0	22
99	Jun-19	All Works Head's	JHUNJHUNU	125	5	0	0	5
100	Jun-19	All Works Head's	JODHPUR(CITY)	125	10	0	0	10
101	Jun-19	All Works Head's	JODHPUR(RURAL)	100	8	0	0	8
102	Jun-19	All Works Head's	KARAULI	125	22	0	0	22
103	Jun-19	All Works Head's	KOTA	125	12	0	0	12
104	Jun-19	All Works Head's	NAGAUR	150	10	0	0	10
105	Jun-19	All Works Head's	NEW DELHI	7	0	0	0	0
106	Jun-19	All Works Head's	PALI	147	22	0	0	22
107	Jun-19	All Works Head's	PRATAPGARH	56	17	0	0	17
108	Jun-19	All Works Head's	RAJSAMAND	110	16	0	0	16
109	Jun-19	All Works Head's	SAWAIMADHOPUR	160	15	0	0	15
110	Jun-19	All Works Head's	SIKAR	100	19	0	0	19
111	Jun-19	All Works Head's	SIROHI	150	20	0	0	20
112	Jun-19	All Works Head's	TONK	175	27	0	0	27
113	Jun-19	All Works Head's	UDAIPUR (CITY)	180	7	0	0	7
114	Jun-19	All Works Head's	UDAIPUR (RURAL)	120	16	0	0	16
115	Jul-19	All Works Head's	AJMER	186	12	0	0	12
116	Jul-19	All Works Head's	ALWER	174	19	0	0	19
117	Jul-19	All Works Head's	BANSWARA	180	17	0	0	17
118	Jul-19	All Works Head's	BARAN	125	5	0	0	5
119	Jul-19	All Works Head's	BARMER	140	10	0	0	10
120	Jul-19	All Works Head's	BEAWAR	41	17	0	0	17
121	Jul-19	All Works Head's	BHARATPUR	37	11	0	0	11
122	Jul-19	All Works Head's	BHILWARA	48	14	0	0	14

<b>Sr. No.</b>	<b>Month</b>	<b>Head of Account</b>	<b>TRY NAME</b>	<b>Total No. Of validated Voucher</b>	<b>Objec-tions found</b>	<b>Total reply received</b>	<b>No. Of Discrepan-cies Dropped in view of Reply</b>	<b>Reply await-ed</b>
123	Jul-19	All Works Head's	BIKANER	145	6	0	0	6
124	Jul-19	All Works Head's	BUNDI	275	5	0	0	5
125	Jul-19	All Works Head's	CHITTORGARH	125	20	0	0	20
126	Jul-19	All Works Head's	CHURU	155	8	0	0	8
127	Jul-19	All Works Head's	DAUSA	96	34	0	0	34
128	Jul-19	All Works Head's	DHOLPUR	50	11	0	0	11
129	Jul-19	All Works Head's	DUNGERPUR	29	12	0	0	12
130	Jul-19	All Works Head's	GANGANAGAR	44	5	0	0	5
131	Jul-19	All Works Head's	HANUMANGARH	100	3	0	0	3
132	Jul-19	All Works Head's	JAIPUR CITY	185	4	0	0	4
133	Jul-19	All Works Head's	JAIPUR(RURAL)	130	23	0	0	23
134	Jul-19	All Works Head's	JAISELMER	186	15	0	0	15
135	Jul-19	All Works Head's	JALORE	48	30	0	0	30
136	Jul-19	All Works Head's	JHALAWAR	225	14	0	0	14
137	Jul-19	All Works Head's	JHUNJHUNU	120	28	0	0	28
138	Jul-19	All Works Head's	JODHPUR(CITY)	125	10	0	0	10
139	Jul-19	All Works Head's	JODHPUR(RURAL)	100	8	0	0	8
140	Jul-19	All Works Head's	KARAULI	125	22	0	0	22
141	Jul-19	All Works Head's	KOTA	125	11	0	0	11
142	Jul-19	All Works Head's	NAGPUR	130	8	0	0	8
143	Jul-19	All Works Head's	NEW DELHI	11	0	0	0	0
144	Jul-19	All Works Head's	PALI	140	10	0	0	10
145	Jul-19	All Works Head's	PRATAPGARH	60	25	0	0	25
146	Jul-19	All Works Head's	RAJSAMAND	75	15	0	0	15
147	Jul-19	All Works Head's	SAWAIMADHOPUR	85	6	0	0	6

<b>Sr. No.</b>	<b>Month</b>	<b>Head of Account</b>	<b>TRY NAME</b>	<b>Total No. Of validated Voucher</b>	<b>Objec-tions found</b>	<b>Total reply received</b>	<b>No. Of Discrepan-cies Dropped in view of Reply</b>	<b>Reply await-ed</b>
148	Jul-19	All Works Head's	SIKAR	155	12	0	0	12
149	Jul-19	All Works Head's	SIROHI	140	18	0	0	18
150	Jul-19	All Works Head's	TONK	125	17	0	0	17
151	Jul-19	All Works Head's	UDAIPUR (CITY)	175	5	0	0	5
152	Jul-19	All Works Head's	UDAIPUR (RURAL)	70	16	0	0	16
153	Aug-19	All Works Head's	AJMER	150	18	0	0	18
154	Aug-19	All Works Head's	ALWER	240	17	0	0	17
155	Aug-19	All Works Head's	BANSWARA	175	19	0	0	19
156	Aug-19	All Works Head's	BARAN	182	6	0	0	6
157	Aug-19	All Works Head's	BARMER	125	12	0	0	12
158	Aug-19	All Works Head's	BEAWAR	142	10	0	0	10
159	Aug-19	All Works Head's	BHARATPUR	159	4	0	0	4
160	Aug-19	All Works Head's	BHILWARA	186	8	0	0	8
161	Aug-19	All Works Head's	BIKANER	275	5	0	0	5
162	Aug-19	All Works Head's	BUNDI	175	7	0	0	7
163	Aug-19	All Works Head's	CHITTORGARH	246	15	0	0	15
164	Aug-19	All Works Head's	CHURU	150	14	0	0	14
165	Aug-19	All Works Head's	DAUSA	122	11	0	0	11
166	Aug-19	All Works Head's	DHOLPUR	150	45	0	0	45
167	Aug-19	All Works Head's	DUNGERPUR	150	51	0	0	51
168	Aug-19	All Works Head's	GANGANAGAR	100	9	0	0	9
169	Aug-19	All Works Head's	HANUMANGARH	132	7	0	0	7
170	Aug-19	All Works Head's	JAIPUR CITY	170	8	0	0	8
171	Aug-19	All Works Head's	JAIPUR(RURAL)	68	4	0	0	4
172	Aug-19	All Works Head's	JAISELMER	150	10	0	0	10

<b>Sr. No.</b>	<b>Month</b>	<b>Head of Account</b>	<b>TRY NAME</b>	<b>Total No. Of validated Voucher</b>	<b>Objections found</b>	<b>Total reply received</b>	<b>No. Of Discrepancies Dropped in view of Reply</b>	<b>Reply awaited</b>
173	Aug-19	All Works Head's	JALORE	118	6	0	0	6
174	Aug-19	All Works Head's	JHALAWAR	145	5	0	0	5
175	Aug-19	All Works Head's	JHUNJHUNU	175	8	0	0	8
176	Aug-19	All Works Head's	JODHPUR(CITY)	125	8	0	0	8
177	Aug-19	All Works Head's	JODHPUR(RURAL)	100	7	0	0	7
178	Aug-19	All Works Head's	KARAULI	125	7	0	0	7
179	Aug-19	All Works Head's	KOTA	125	7	0	0	7
180	Aug-19	All Works Head's	NAGPUR	125	12	0	0	12
181	Aug-19	All Works Head's	NEW DELHI	25	2	0	0	2
182	Aug-19	All Works Head's	PALI	150	6	0	0	6
183	Aug-19	All Works Head's	PRATAPGARH	80	21	0	0	21
184	Aug-19	All Works Head's	RAJSAMAND	125	9	0	0	9
185	Aug-19	All Works Head's	SAWAIMADHOPUR	115	5	0	0	5
186	Aug-19	All Works Head's	SIKAR	100	10	0	0	10
187	Aug-19	All Works Head's	SIROHI	150	6	0	0	6
188	Aug-19	All Works Head's	TONK	182	16	0	0	16
189	Aug-19	All Works Head's	UDAIPUR (CITY)	110	6	0	0	6
190	Aug-19	All Works Head's	UDAIPUR (RURAL)	140	41	0	0	41
191	Sep-19	All Works Head's	AJMER	172	9	0	0	9
192	Sep-19	All Works Head's	ALWER	180	18	0	0	18
193	Sep-19	All Works Head's	BANSWARA	175	16	0	0	16
194	Sep-19	All Works Head's	BARAN	165	6	0	0	6
195	Sep-19	All Works Head's	BARMER	130	10	0	0	10
196	Sep-19	All Works Head's	BEAWAR	150	10	0	0	10
197	Sep-19	All Works Head's	BHARATPUR	143	6	0	0	6

<b>Sr. No.</b>	<b>Month</b>	<b>Head of Account</b>	<b>TRY NAME</b>	<b>Total No. Of validated Voucher</b>	<b>Objec-tions found</b>	<b>Total reply received</b>	<b>No. Of Discrepan-cies Dropped in view of Reply</b>	<b>Reply await-ed</b>
198	Sep-19	All Works Head's	BHILWARA	200	11	0	0	11
199	Sep-19	All Works Head's	BIKANER	275	6	0	0	6
200	Sep-19	All Works Head's	BUNDI	242	7	0	0	7
201	Sep-19	All Works Head's	CHITTORGARH	150	9	0	0	9
202	Sep-19	All Works Head's	CHURU	170	12	0	0	12
203	Sep-19	All Works Head's	DAUSA	170	18	0	0	18
204	Sep-19	All Works Head's	DHOLPUR	175	6	0	0	6
205	Sep-19	All Works Head's	DUNGERPUR	150	12	0	0	12
206	Sep-19	All Works Head's	GANGANAGAR	125	13	0	0	13
207	Sep-19	All Works Head's	HANUMANGARH	240	22	0	0	22
208	Sep-19	All Works Head's	JAIPUR CITY	250	9	0	0	9
209	Sep-19	All Works Head's	JAIPUR(RURAL)	200	9	0	0	9
210	Sep-19	All Works Head's	JAISELMER	140	10	0	0	10
211	Sep-19	All Works Head's	JALORE	138	6	0	0	6
212	Sep-19	All Works Head's	JHALAWAR	180	13	0	0	13
213	Sep-19	All Works Head's	JHUNJHUNU	225	4	0	0	4
214	Sep-19	All Works Head's	JODHPUR(CITY)	125	15	0	0	15
215	Sep-19	All Works Head's	JODHPUR(RURAL)	100	9	0	0	9
216	Sep-19	All Works Head's	KARALI	125	12	0	0	12
217	Sep-19	All Works Head's	KOTA	120	8	0	0	8
218	Sep-19	All Works Head's	NAGPUR	135	8	0	0	8
219	Sep-19	All Works Head's	NEW DELHI	22	3	0	0	3
220	Sep-19	All Works Head's	PALI	150	11	0	0	11
221	Sep-19	All Works Head's	PRATAPGARH	100	5	0	0	5
222	Sep-19	All Works Head's	RAJSAMAND	85	11	0	0	11

<b>Sr. No.</b>	<b>Month</b>	<b>Head of Account</b>	<b>TRY NAME</b>	<b>Total No. Of validated Voucher</b>	<b>Objec-tions found</b>	<b>Total reply received</b>	<b>No. Of Discrepan-cies Dropped in view of Reply</b>	<b>Reply await-ed</b>
223	Sep-19	All Works Head's	SAWAIMADHOPUR	250	4	0	0	4
224	Sep-19	All Works Head's	SIKAR	175	6	0	0	6
225	Sep-19	All Works Head's	SIROHI	150	1	0	0	1
226	Sep-19	All Works Head's	TONK	175	9	0	0	9
227	Sep-19	All Works Head's	UDAIPUR (CITY)	190	5	0	0	5
228	Sep-19	All Works Head's	UDAIPUR (RURAL)	75	7	0	0	7
229	Oct-19	All Works Head's	AJMER	143	13	0	0	13
230	Oct-19	All Works Head's	ALWER	210	20	0	0	20
231	Oct-19	All Works Head's	BANSWARA	125	10	0	0	10
232	Oct-19	All Works Head's	BARAN	135	6	0	0	6
233	Oct-19	All Works Head's	BARMER	142	13	0	0	13
234	Oct-19	All Works Head's	BEAWAR	35	5	0	0	5
235	Oct-19	All Works Head's	BHARATPUR	97	17	0	0	17
236	Oct-19	All Works Head's	BHILWARA	245	23	0	0	23
237	Oct-19	All Works Head's	BIKANER	145	3	0	0	3
238	Oct-19	All Works Head's	BUNDI	75	7	0	0	7
239	Oct-19	All Works Head's	CHITTORGARH	128	36	0	0	36
240	Oct-19	All Works Head's	CHURU	78	10	0	0	10
241	Oct-19	All Works Head's	DAUSA	124	14	0	0	14
242	Oct-19	All Works Head's	DHOLPUR	55	12	0	0	12
243	Oct-19	All Works Head's	DUNGERPUR	110	20	0	0	20
244	Oct-19	All Works Head's	GANGANAGAR	24	14	0	0	14
245	Oct-19	All Works Head's	HANUMANGARH	105	6	0	0	6
246	Oct-19	All Works Head's	JAIPUR CITY	250	13	0	0	13
247	Oct-19	All Works Head's	JAIPUR(RURAL)	156	9	0	0	9

<b>Sr. No.</b>	<b>Month</b>	<b>Head of Account</b>	<b>TRY NAME</b>	<b>Total No. Of validated Voucher</b>	<b>Objections found</b>	<b>Total reply received</b>	<b>No. Of Discrepancies Dropped in view of Reply</b>	<b>Reply awaited</b>
248	Oct-19	All Works Head's	JAISELMER	87	5	0	0	5
249	Oct-19	All Works Head's	JALORE	130	6	0	0	6
250	Oct-19	All Works Head's	JHALAWAR	124	10	0	0	10
251	Oct-19	All Works Head's	JHUNJHUNU	150	13	0	0	13
252	Oct-19	All Works Head's	JODHPUR(CITY)	187	18	0	0	18
253	Oct-19	All Works Head's	JODHPUR(RURAL)	86	12	0	0	12
254	Oct-19	All Works Head's	KARAULI	105	18	0	0	18
255	Oct-19	All Works Head's	KOTA	84	10	0	0	10
256	Oct-19	All Works Head's	NAGPUR	206	12	0	0	12
257	Oct-19	All Works Head's	NEW DELHI	0	0	0	0	0
258	Oct-19	All Works Head's	PALI	210	12	0	0	12
259	Oct-19	All Works Head's	PRATAPGARH	242	29	0	0	29
260	Oct-19	All Works Head's	RAJSAMAND	87	7	0	0	7
261	Oct-19	All Works Head's	SAWAIMADHOPUR	92	4	0	0	4
262	Oct-19	All Works Head's	SIKAR	108	6	0	0	6
263	Oct-19	All Works Head's	SIROHI	95	17	0	0	17
264	Oct-19	All Works Head's	TONK	56	19	0	0	19
265	Oct-19	All Works Head's	UDAIPUR (CITY)	86	6	0	0	6
266	Oct-19	All Works Head's	UDAIPUR (RURAL)	126	15	0	0	15
267	Nov-19	All Works Head's	AJMER	175	16	0	0	16
268	Nov-19	All Works Head's	ALWER	215	30	0	0	30
269	Nov-19	All Works Head's	BANSWARA	125	7	0	0	7
270	Nov-19	All Works Head's	BARAN	205	6	0	0	6
271	Nov-19	All Works Head's	BARMER	150	8	0	0	8
272	Nov-19	All Works Head's	BEAWAR	50	4	0	0	4

<b>Sr. No.</b>	<b>Month</b>	<b>Head of Account</b>	<b>TRY NAME</b>	<b>Total No. Of validated Voucher</b>	<b>Objections found</b>	<b>Total reply received</b>	<b>No. Of Discrepancies Dropped in view of Reply</b>	<b>Reply awaited</b>
273	Nov-19	All Works Head's	BHARATPUR	128	11	0	0	11
274	Nov-19	All Works Head's	BHILWARA	187	8	0	0	8
275	Nov-19	All Works Head's	BIKANER	147	7	0	0	7
276	Nov-19	All Works Head's	BUNDI	175	6	0	0	6
277	Nov-19	All Works Head's	CHITTORGARH	120	13	0	0	13
278	Nov-19	All Works Head's	CHURU	150	13	0	0	13
279	Nov-19	All Works Head's	DAUSA	124	19	0	0	19
280	Nov-19	All Works Head's	DHOLPUR	150	9	0	0	9
281	Nov-19	All Works Head's	DUNGERPUR	125	9	0	0	9
282	Nov-19	All Works Head's	GANGANAGAR	175	9	0	0	9
283	Nov-19	All Works Head's	HANUMANGARH	150	11	0	0	11
284	Nov-19	All Works Head's	JAIPUR CITY	155	3	0	0	3
285	Nov-19	All Works Head's	JAIPUR(RURAL)	145	21	0	0	21
286	Nov-19	All Works Head's	JAISELMER	120	6	0	0	6
287	Nov-19	All Works Head's	JALORE	150	7	0	0	7
288	Nov-19	All Works Head's	JHALAWAR	150	14	0	0	14
289	Nov-19	All Works Head's	JHUNJHUNU	150	8	0	0	8
290	Nov-19	All Works Head's	JODHPUR(CITY)	150	35	0	0	35
291	Nov-19	All Works Head's	JODHPUR(RURAL)	125	4	0	0	4
292	Nov-19	All Works Head's	KARAULI	150	12	0	0	12
293	Nov-19	All Works Head's	KOTA	150	11	0	0	11
294	Nov-19	All Works Head's	NAGPUR	150	11	0	0	11
295	Nov-19	All Works Head's	NEW DELHI	28	5	0	0	5
296	Nov-19	All Works Head's	PALI	125	9	0	0	9
297	Nov-19	All Works Head's	PRATAPGARH	62	5	0	0	5



<b>Sr. No.</b>	<b>Month</b>	<b>Head of Account</b>	<b>TRY NAME</b>	<b>Total No. Of validated Voucher</b>	<b>Objec-tions found</b>	<b>Total reply received</b>	<b>No. Of Discrepan-cies Dropped in view of Reply</b>	<b>Reply await-ed</b>
298	Nov-19	All Works Head's	RAJSAMAND	75	10	0	0	10
299	Nov-19	All Works Head's	SAWAIMADHOPUR	125	4	0	0	4
300	Nov-19	All Works Head's	SIKAR	145	14	0	0	14
301	Nov-19	All Works Head's	SIROHI	125	7	0	0	7
302	Nov-19	All Works Head's	TONK	150	16	0	0	16
303	Nov-19	All Works Head's	UDAIPUR (CITY)	120	6	0	0	6
304	Nov-19	All Works Head's	UDAIPUR (RURAL)	145	24	0	0	24
305	Dec-19	All Works Head's	AJMER	155	17	0	0	17
306	Dec-19	All Works Head's	ALWER	160	27	0	0	27
307	Dec-19	All Works Head's	BANSWARA	125	2	0	0	2
308	Dec-19	All Works Head's	BARAN	175	4	0	0	4
309	Dec-19	All Works Head's	BARMER	150	10	0	0	10
310	Dec-19	All Works Head's	BEAWAR	45	1	0	0	1
311	Dec-19	All Works Head's	BHARATPUR	153	5	0	0	5
312	Dec-19	All Works Head's	BHILWARA	126	3	0	0	3
313	Dec-19	All Works Head's	BIKANER	145	7	0	0	7
314	Dec-19	All Works Head's	BUNDI	190	9	0	0	9
315	Dec-19	All Works Head's	CHITTORGARH	175	17	0	0	17
316	Dec-19	All Works Head's	CHURU	100	6	0	0	6
317	Dec-19	All Works Head's	DAUSA	150	8	0	0	8
318	Dec-19	All Works Head's	DHOLPUR	120	12	0	0	12
319	Dec-19	All Works Head's	DUNGERPUR	145	12	0	0	12
320	Dec-19	All Works Head's	GANGANAGAR	135	7	0	0	7
321	Dec-19	All Works Head's	HANUMANGARH	120	9	0	0	9
322	Dec-19	All Works Head's	JAIPUR CITY	175	32	0	0	32

<b>Sr. No.</b>	<b>Month</b>	<b>Head of Account</b>	<b>TRY NAME</b>	<b>Total No. Of validated Voucher</b>	<b>Objections found</b>	<b>Total reply received</b>	<b>No. Of Discrepancies Dropped in view of Reply</b>	<b>Reply awaited</b>
323	Dec-19	All Works Head's	JAIPUR(RURAL)	145	10	0	0	10
324	Dec-19	All Works Head's	JAISELMER	75	12	0	0	12
325	Dec-19	All Works Head's	JALORE	124	3	0	0	3
326	Dec-19	All Works Head's	JHALAWAR	150	17	0	0	17
327	Dec-19	All Works Head's	JHUNJHUNU	120	8	0	0	8
328	Dec-19	All Works Head's	JODHPUR(CITY)	200	10	0	0	10
329	Dec-19	All Works Head's	JODHPUR(RURAL)	150	8	0	0	8
330	Dec-19	All Works Head's	KARAULI	150	22	0	0	22
331	Dec-19	All Works Head's	KOTA	145	6	0	0	6
332	Dec-19	All Works Head's	NAGPUR	155	8	0	0	8
333	Dec-19	All Works Head's	NEW DELHI	1	0	0	0	0
334	Dec-19	All Works Head's	PALI	150	6	0	0	6
335	Dec-19	All Works Head's	PRATAPGARH	121	5	0	0	5
336	Dec-19	All Works Head's	RAJSAMAND	125	11	0	0	11
337	Dec-19	All Works Head's	SAWAIMADHOPUR	175	5	0	0	5
338	Dec-19	All Works Head's	SIKAR	150	28	0	0	28
339	Dec-19	All Works Head's	SIROHI	79	18	0	0	18
340	Dec-19	All Works Head's	TONK	125	9	0	0	9
341	Dec-19	All Works Head's	UDAIPUR (CITY)	150	10	0	0	10
342	Dec-19	All Works Head's	UDAIPUR (RURAL)	125	10	0	0	10
343	Jan-20	All Works Head's	AJMER	145	15	0	0	15
344	Jan-20	All Works Head's	ALWER	150	20	0	0	20
345	Jan-20	All Works Head's	BANSWARA	125	13	0	0	13
346	Jan-20	All Works Head's	BARAN	175	6	0	0	6
347	Jan-20	All Works Head's	BARMER	125	7	0	0	7

<b>Sr. No.</b>	<b>Month</b>	<b>Head of Account</b>	<b>TRY NAME</b>	<b>Total No. Of validated Voucher</b>	<b>Objec-tions found</b>	<b>Total reply received</b>	<b>No. Of Discrepan-cies Dropped in view of Reply</b>	<b>Reply await-ed</b>
348	Jan-20	All Works Head's	BEAWAR	30	2	0	0	2
349	Jan-20	All Works Head's	BHARATPUR	50	14	0	0	14
350	Jan-20	All Works Head's	BHILWARA	125	11	0	0	11
351	Jan-20	All Works Head's	BIKANER	175	12	0	0	12
352	Jan-20	All Works Head's	BUNDI	165	6	0	0	6
353	Jan-20	All Works Head's	CHITTORGARH	120	15	0	0	15
354	Jan-20	All Works Head's	CHURU	150	5	0	0	5
355	Jan-20	All Works Head's	DAUSA	145	15	0	0	15
356	Jan-20	All Works Head's	DHOLPUR	159	16	0	0	16
357	Jan-20	All Works Head's	DUNGERPUR	147	15	0	0	15
358	Jan-20	All Works Head's	GANGANAGAR	125	6	0	0	6
359	Jan-20	All Works Head's	HANUMANGARH	178	10	0	0	10
360	Jan-20	All Works Head's	JAIPUR CITY	165	19	0	0	19
361	Jan-20	All Works Head's	JAIPUR(RURAL)	125	8	0	0	8
362	Jan-20	All Works Head's	JAISELMER	135	6	0	0	6
363	Jan-20	All Works Head's	JALORE	156	7	0	0	7
364	Jan-20	All Works Head's	JHALAWAR	205	26	0	0	26
365	Jan-20	All Works Head's	JHUNJHUNU	150	15	0	0	15
366	Jan-20	All Works Head's	JODHPUR(CITY)	150	14	0	0	14
367	Jan-20	All Works Head's	JODHPUR(RURAL)	100	4	0	0	4
368	Jan-20	All Works Head's	KARAULI	150	29	0	0	29
369	Jan-20	All Works Head's	KOTA	150	6	0	0	6
370	Jan-20	All Works Head's	NAGAUR	145	8	0	0	8
371	Jan-20	All Works Head's	NEW DELHI	34	5	0	0	5
372	Jan-20	All Works Head's	PALI	219	9	0	0	9

<b>Sr. No.</b>	<b>Month</b>	<b>Head of Account</b>	<b>TRY NAME</b>	<b>Total No. Of validated Voucher</b>	<b>Objec-tions found</b>	<b>Total reply received</b>	<b>No. Of Discrepan-cies Dropped in view of Reply</b>	<b>Reply await-ed</b>
373	Jan-20	All Works Head's	PRATAPGARH	150	17	0	0	17
374	Jan-20	All Works Head's	RAJSAMAND	100	11	0	0	11
375	Jan-20	All Works Head's	SAWAIMADHOPUR	150	5	0	0	5
376	Jan-20	All Works Head's	SIKAR	115	29	0	0	29
377	Jan-20	All Works Head's	SIROHI	100	16	0	0	16
378	Jan-20	All Works Head's	TONK	150	11	0	0	11
379	Jan-20	All Works Head's	UDAIPUR (CITY)	145	6	0	0	6
380	Jan-20	All Works Head's	UDAIPUR (RURAL)	125	9	0	0	9
381	Feb-20	All Works Head's	AJMER	150	9	0	0	9
382	Feb-20	All Works Head's	ALWER	145	15	0	0	15
383	Feb-20	All Works Head's	BANSWARA	150	20	0	0	20
384	Feb-20	All Works Head's	BARAN	120	4	0	0	4
385	Feb-20	All Works Head's	BARMER	120	11	0	0	11
386	Feb-20	All Works Head's	BEAWAR	35	5	0	0	5
387	Feb-20	All Works Head's	BHARATPUR	120	17	0	0	17
388	Feb-20	All Works Head's	BHILWARA	125	12	0	0	12
389	Feb-20	All Works Head's	BIKANER	120	21	0	0	21
390	Feb-20	All Works Head's	BUNDI	156	6	0	0	6
391	Feb-20	All Works Head's	CHITTORGARH	125	9	0	0	9
392	Feb-20	All Works Head's	CHURU	145	7	0	0	7
393	Feb-20	All Works Head's	DAUSA	150	9	0	0	9
394	Feb-20	All Works Head's	DHOLPUR	120	12	0	0	12
395	Feb-20	All Works Head's	DUNGERPUR	125	7	0	0	7
396	Feb-20	All Works Head's	GANGANAGAR	150	9	0	0	9
397	Feb-20	All Works Head's	HANUMANGARH	150	11	0	0	11

<b>Sr. No.</b>	<b>Month</b>	<b>Head of Account</b>	<b>TRY NAME</b>	<b>Total No. Of validated Voucher</b>	<b>Objec-tions found</b>	<b>Total reply received</b>	<b>No. Of Discrepan-cies Dropped in view of Reply</b>	<b>Reply await-ed</b>
398	Feb-20	All Works Head's	JAIPUR CITY	250	13	0	0	13
399	Feb-20	All Works Head's	JAIPUR(RURAL)	150	8	0	0	8
400	Feb-20	All Works Head's	JAISELMER	125	9	0	0	9
401	Feb-20	All Works Head's	JALORE	120	4	0	0	4
402	Feb-20	All Works Head's	JHALAWAR	125	12	0	0	12
403	Feb-20	All Works Head's	JHUNJHUNU	125	6	0	0	6
404	Feb-20	All Works Head's	JODHPUR(CITY)	145	12	0	0	12
405	Feb-20	All Works Head's	JODHPUR(RURAL)	125	9	0	0	9
406	Feb-20	All Works Head's	KARAULI	160	16	0	0	16
407	Feb-20	All Works Head's	KOTA	125	8	0	0	8
408	Feb-20	All Works Head's	NAGAUR	120	8	0	0	8
409	Feb-20	All Works Head's	NEW DELHI	11	1	0	0	1
410	Feb-20	All Works Head's	PALI	125	3	0	0	3
411	Feb-20	All Works Head's	PRATAPGARH	120	3	0	0	3
412	Feb-20	All Works Head's	RAJSAMAND	85	11	0	0	11
413	Feb-20	All Works Head's	SAWAIMADHOPUR	142	6	0	0	6
414	Feb-20	All Works Head's	SIKAR	124	20	0	0	20
415	Feb-20	All Works Head's	SIROHI	72	6	0	0	6
416	Feb-20	All Works Head's	TONK	105	8	0	0	8
417	Feb-20	All Works Head's	UDAIPUR (CITY)	95	7	0	0	7
418	Feb-20	All Works Head's	UDAIPUR (RURAL)	75	6	0	0	6
419	Mar-20	All works Head	01-AJMER	62	48	0	0	48
420	Mar-20	All works Head	02-ALWR	74	63	0	0	63
421	Mar-20	All works Head	03-BANSWARA	102	96	0	0	96
422	Mar-20	All works Head	04-BARAN	42	42	0	0	42

Sr. No.	Month	Head of Account	TRY NAME	Total No. Of validated Voucher	Objections found	Total reply received	No. Of Discrepancies Dropped in view of Reply	Reply awaited
423	Mar-20	All works Head	06-BEAWAR	12	12	0	0	12
424	Mar-20	All works Head	10-BUNDI	109	109	0	0	109
425	Mar-20	All works Head	11-CHITTORGARH	54	51	0	0	51
426	Mar-20	All works Head	13-DAUSA	34	33	0	0	33
427	Mar-20	All works Head	14-DHOLPUR	36	34	0	0	34
428	Mar-20	All works Head	15-DUNGARPUR	30	28	0	0	28
429	Mar-20	All works Head	16-GANGANAGAR	86	83	0	0	83
430	Mar-20	All works Head	17-HANUMANGARH	92	92	0	0	92
431	Mar-20	All works Head	18-JAIPUR (CITY)	353	268	0	0	268
432	Mar-20	All works Head	20-JAIPUR (RURAL)	26	26	0	0	26
433	Mar-20	All works Head	22-JAISALMER	51	50	0	0	50
434	Mar-20	All works Head	24-JHALAWAR	29	29	0	0	29
435	Mar-20	All works Head	25-JHUNJHUNU	39	39	0	0	39
436	Mar-20	All works Head	31-PALI	112	106	0	0	106
437	Mar-20	All works Head	33-RAJSAMAND	29	28	0	0	28
438	Mar-20	All works Head	34-SAWAI MADHOPUR	110	101	0	0	101
439	Mar-20	All works Head	35-SIKAR	73	68	0	0	68
440	Mar-20	All works Head	36-SIROHI	21	20	0	0	20
441	Mar-20	All works Head	37-TONK	80	29	0	0	29
442	Mar-20	All works Head	38-UDAIPUR	58	51	0	0	51
443	Mar-20	All works Head	41-UDAIPUR RURAL	24	24	0	0	24
			<b>TOTAL</b>	<b>57587</b>	<b>6557</b>	<b>0</b>	<b>0</b>	<b>6557</b>

**Month wise list of total vouchers received during the period April, 2019 to March, 2020**

<b>SR NO.</b>	<b>MONTH</b>	<b>TOTAL VOUCHERS RECEIVED</b>
1	Apr-19	46094
2	May-19	16633
3	Jun-19	17125
4	Jul-19	15752
5	Aug-19	23071
6	Sep-19	53590
7	Oct-19	32069
8	Nov-19	30036
9	Dec-19	14619
10	Jan-20	14474
11	Feb-20	11339
12	Mar-20	26394
	<b>TOTAL</b>	<b>301196</b>

**List of Treasuries in which 50 or more objections were found in validation of vouchers during April, 2019 to March, 2020**

<b>Sr. No.</b>	<b>Month</b>	<b>Head of Account</b>	<b>TRY NAME</b>	<b>Total No. Of Voucher</b>	<b>Object-ions found</b>	<b>Total reply received</b>	<b>No. Of Discrepancies Dropped in view of Reply</b>	<b>Reply awaited</b>
1	May-19	All Works Head's	BHILWARA	200	58	0	0	58
2	May-19	All Works Head's	JAIPUR CITY	250	71	0	0	71
3	Aug-19	All Works Head's	DUNGERPUR	150	51	0	0	51
			<b>TOTAL</b>	<b>600</b>	<b>180</b>	<b>0</b>	<b>0</b>	<b>180</b>

## Appendix-A

**Statement showing names of divisions where imprest was granted in excess of authorized limits and not adjusted.**

<b>S.No</b>	<b>Name of division</b>	<b>Deptt.</b>	<b>Amount</b>	<b>Para no. of Part-II-B</b>	<b>Period of I.R.</b>
<b>1</b>	<b>2</b>	<b>3</b>	<b>4</b>	<b>5</b>	<b>6</b>
1.	EE, Water Resource Department, Division Rawatsar	WRD	8.67	4(n)	4/2017 to 3/2018
2.	EE, Water Resource Department, Division- Kota	WRD	6.71	5	4/2017 to 3/2018
3.	EE, Water Resource Department, Division- Jodhpur	WRD	5.74	5	4/2017 to 3/2018
4.	EE, Water Resource Department, Division- III, Baran	WRD	3.83	3	4/2017 to 3/2018

### ABSTRACT

<b>Name of Deptt.</b>	<b>No. of Units</b>	<b>Amount (in lakhs)</b>
PWD	-	-
PHED	-	-
WRD	04	24.95
IGNP	-	-
CAD	-	-
<b>Total</b>	<b>04</b>	<b>24.95</b>



## Appendix - A (1)

### Statement showing balances under manufacturing accounts

#### Category of defects:-

1. Statement showing balance under manufacturing account
2. Statement showing manufacturing account not maintained

S. No.	Name of division	Deptt.	Outstandi ng balance (in Lakh)	Para no. of Part-II-B	Period of I.R.	Category of defects
1	2	3		5	6	7
1.	XEN PWD Dn. Rajakhera Dholpur	PWD	-	6(1)	2016-19	2
2.	XEN PWD Dn Kuchaman city Nagaur	PWD	-	8(9)	2018-19	2
3.	XEN PWD Dn Kekri, Ajmer	PWD	-	13(9)	2018-19	2
4.	XEN PWD Distt. Dn. Bassi	PWD	-	13(11)	2017-19	2
5.	XEN PWD Dn Degana Nagaur	PWD	-	7(9)	2018-19	2
6.	XEN PWD Dn Parbatsar Nagaur	PWD	-	6(9)	2018-19	2
7.	XEN PWD Dn Nagaur	PWD	-	5(17)	2018-19	2
8.	XEN PWD Dn. Kushalgarh	PWD	-	8(5)	2017-19	2
9.	XEN PWD Dn Mandalgarh, Bhilwara	PWD	-	8(15)	2018-19	2
10.	XEN PWD Dn Sagwara	PWD	-	7(Fk)	2017-19	2
11.	XEN PWD Dn Aklera Jhalawar	PWD	-	8(5)	2018-19	2
12.	XEN PWD Dn-I- Sawaimadhopur	PWD	-	9(9)	2018-19	2
13.	XEN PWD Dn- Sapotara	PWD	-	8(9)	2018-19	2
14.	XEN PWD City Dn. Ajmer	PWD	-	6(8)	2018-19	2
15.	XEN PWD Dn-I Bharatpur	PWD	-	9(17)	2018-19	2
16.	XEN PWD Dn Bali	PWD	-	7(8)	2017-19	2
17.	XEN PWD Dn Beawar Ajmer	PWD	-	12(7)	2018-19	2
18.	XEN PWD Dn-Neemkathana	PWD	-	13(7)	2018-19	2
19.	XEN PWD Dn-I Barmer	PWD	-	6(9)	2018-19	2
20.	XEN PWD Distt. Dn-I Jodhpur	PWD	-	6(9)	2017-19	2
21.	XEN PWD NH Dn-I Jaipur	PWD	-	7(5)	2018-19	2
22.	XEN PWD Dn-II Alwar	PWD	-	9(8)	2018-19	2
23.	XEN PWD Distt. Dn Etawah, Kota	PWD	-	6(11)	2018-19	2
24.	XEN PWD Dn Anoopgarh	PWD	-	7(17)	2018-19	2
25.	XEN PWD Dn. Lakheri, Bundi	PWD	-	7(15)	2014-19	2
26.	XEN PWD Ratangarh, Churu	PWD	-	6(9)	2018-19	2
27.	XEN PWD Dn Dhariyawad	PWD	-	7(16)	2018-19	2
28.	XEN PWD Dn Rajsamand	PWD	-	6(8)	2018-19	2
29.	XEN PWD Dn Ballabhnagar	PWD	-	8(3)	2018-19	2
30.	XEN PWD Dn Begun	PWD	-	8(15)	2018-19	2
31.	XEN PWD Dn Simalwara	PWD	-	9(4)	2018-19	2
32.	XEN PWD Dn Abu road	PWD	-	9(3)	2018-19	2
33.	XEN PWD Dn-II Sawaimadhopur	PWD	-	8(7)	2018-19	2
34.	XEN PWD Dn Tonk	PWD	-	7(18)	2018-19	2
35.	XEN PWD Dn Rajgarh, Alwar	PWD	-	8(4)	2018-19	2
36.	XEN PWD Dn Navalgarh	PWD	-	10(9)	2018-19	2
37.	XEN PWD Dn Sikar	PWD	-	6(9)	2018-19	2
38.	XEN PWD Dn Jhujhunu	PWD	-	11(9)	2018-19	2

S. No.	Name of division	Deptt.	Outstanding balance (in Lakh)	Para no. of Part-II-B	Period of I.R.	Category of defects
1	2	3		5	6	7
39.	XEN PWD Dn Dungarpur	PWD	-	6(14)	2018-19	2
40.	XEN PWD Dn-III Jaipur	PWD	-	5(14)	2018-19	2
41.	XEN PWD NH-Dn,Pali	PWD	-	6(9)	2018-19	2
42.	XEN PWD Dn. Pali	PWD	-	7(9)	2017-19	2
43.	XEN PWD Dn. Sojatcity	PWD	-	10(15)	2017-19	2
44.	XEN PWD Elect. Dn. I Jaipur	PWD	-	6(4)	2018-19	2
45.	XEN PWD Dn. II, Jodhpur	PWD	-	9(8)	2018-19	2
46.	XEN PWD Dn. Falodi	PWD	-	10(14)	2018-19	2
47.	XEN PWD Dn. Mangrol	PWD	-	6(9)	2016-19	2
48.	XEN PWD Dn. Sardarsaher	PWD	-	8(10)	2018-19	2
49.	XEN PWD Dn. Dudu	PWD	-	8(7)	2017-19	2
50.	XEN PWD Dn. Behror	PWD	-	5(5)	2016-19	2
51.	XEN PWD Dn. Kotputli	PWD	-	8(4)	2016-19	2
52.	XEN PWD Distt Dn. Kota	PWD	-	7(5)	2018-19	2
53.	XEN PWD Dn. Sahabad	PWD	-	7(14)	2018-19	2
54.	XEN PWD Dn. Jhalawar	PWD	-	8(11)	2018-19	2
55.	XEN PWD Dn. Nenwa	PWD	-	8(16)	2016-19	2
56.	XEN PWD Dn. Balotra	PWD	-	4(6)	2018-19	2
57.	XEN PWD Dn. Sri Ganganagar	PWD	-	10(Fk)	2018-19	2
58.	XEN PWD Dn. Jalore	PWD	-	10(15)	2017-19	2
59.	XEN PWD Dn. Kotarda	PWD	-	7(4)	2014-19	2
60.	XEN PWD City Dn. Bikaner	PWD	-	5(Fk)	2018-19	2
61.	XEN PWD Dn.-Chhabra	PWD	-	8(4)	2018-19	2
62.	XEN PHED Rural Dn Bhilwara	PHED	-	10(6)	2/14 to 3/19	2
63.	XEN PHED Dn. Shahapura (Bhilwara)	PHED	-	12(6)	2015-19	2
64.	XEN PHED Dn. Alwar	PHED	-	7(6)	2015-19	2
65.	XEN PHED City Dn. Bhilwara	PHED	-	11(6)	2015-19	2
66.	XEN PHED Dn. Rajgarh (Alwar)	PHED	-	12(4)	2016-19	2
67.	XEN,PHED Dn-Tonk	PHED	-	8(6)	2016-19	2
68.	XEN PHED Rural Dn-II Alwar	PHED	-	12(4)	9/13 to 3/19	2
69.	XEN PHED Dn Malpura (Tonk)	PHED	-	8(6)	10/13 to 3/19	2
70.	XEN PHED Distt.Rural Dn-II Bikaner	PHED	-	14(6)	2016-19	2
71.	XEN PHED NCR Dn-Bhiwadi (Alwar)	PHED	-	12(4)	9/13 to 3/19	2
72.	XEN PHED PDR City Dn-I, Bikaner	PHED	-	8(6)	2016-19	2
73.	XEN PHED City Div II Ajmer	PHED	-	10(6)	2016-19	2
74.	XEN PHED PDR City Dn-III, Bikaner	PHED	-	9(6)	2015-19	2
75.	XEN PHED PDR City Div II Bikaner	PHED	-	7(6)	2015-19	2
76.	XEN PHED Div Kishangarh	PHED	-	8(6)	2015-19	2
77.	XEN PHED City Div I Ajmer	PHED	-	9(6)	2015-19	2
78.	XEN PHED Project Dn Ajmer	PHED	-	7(6)	2016-19	2

S. No.	Name of division	Deptt.	Outstanding balance (in Lakh)	Para no. of Part-II-B	Period of I.R.	Category of defects
1	2	3		5	6	7
79.	XEN PHED Div Beawar	PHED	-	10(6)	2016-19	2
80.	XEN PHED City Div Sriganganagar	PHED	-	9(6)	2014-19	2
81.	XEN PHED Proj. Div Jawaja (Beawar)	PHED	-	5(6)	10/13 to 3/19	2
82.	XEN PHED Proj. Div Kekri	PHED	-	6(6)	2016-19	2
83.	XEN PHED Div Anoopgarh	PHED	-	9(6)	2015-19	2
84.	XEN PHED Proj Div Shahapura (Bhilwara)	PHED	-	5(6)	10/13 to 3/19	2
85.	XEN PHED Dn.Nagaur	PHED	-	11(6)	2016-19	2
86.	XEN PHED Div Hanumangarh	PHED	-	12(8)	2016-19	2
87.	XEN PHED Dn Suratgarh	PHED	-	9(6)	2016-19	2
88.	XEN PHED Dn Mertacity (Nagaur)	PHED	-	9(6)	2016-19	2
89.	XEN PHED Dn Churu	PHED	-	9(6)	2016-19	2
90.	XEN PHED Proj. Dn Nagaur	PHED	-	5(6)	2016-19	2
91.	XEN PHED Dn. Makrana	PHED	-	10(6)	2016-19	2
92.	XEN PHED Dn Sujangarh	PHED	-	11(5)	2016-19	2
93.	XEN PHED Dn Deedwana	PHED	-	8(6)	2016-19	2
94.	XEN PHED Dn Nohar (Hanumangarh)	PHED	-	6(8)	2016-19	2
95.	XEN PHED Dn Ratangarh (Churu)	PHED	-	11(6)	2016-19	2
96.	XEN PHED PMC Dn-1- Jayal (Nagaur)	PHED	-	6(6)	10/13 to 3/19	2
97.	XEN PHED Proj. Dn Gulabpura (Bhilwara)	PHED	-	9(6)	2015-19	2
98.	XEN PHED Proj. Dn Mertacity (Nagaur)	PHED	-	6(6)	2016-19	2
99.	XEN PHED PMC Dn Deedwana (Nagaur)	PHED	-	4(3)	2014-19	2
100.	XEN PHED Dn. Behror	PHED	-	10(6)	2016-19	2
101.	XEN PHED Project Dn. Kunchamancity	PHED	-	4(6)	10/13 to 3/19	2
102.	XEN PHED Distt. Dn. Ajmer	PHED	-	10(6)	2016-19	2
103.	EE, Water Resource Department, Division- Jodhpur	WRD	0	7(viii)	4/2018 to 3/2019	2
104.	EE, Water Resource Department, Division- Pali	WRD	731.25	11(xii)	4/2018 to 3/2019	2
105.	EE, Water Resource Department, Jakham Dam Division- Dhariyabad	WRD	1.26	6(vii)	4/2017 to 3/2018	2
106.	EE, Water Resource Department, Division- Dungarpur	WRD	0	7(ix)	4/2017 to 3/2018	0
107.	EE, Water Resource Department, NCP Division- I Sanchore	WRD	0	11.(k)	4/2017 to 3/2018	2
108.	EE, Water Resource Department, Division- Rajsamand	WRD	0	7(viii)	4/2017 to 3/2018	2
109.	EE, Water Resource Department, Rego. Division Sriganganagar	WRD	0	4(vii)	4/2017 to 3/2018	2
110.	EE, RWSRP Raisinghnagar	WRD	0	6(vii)	4/2017 to 3/2018	2

S. No.	Name of division	Deptt.	Outstanding balance (in Lakh)	Para no. of Part-II-B	Period of I.R.	Category of defects
1	2	3		5	6	7
111.	EE, Water Resource Department, Division-II Hanumangarh	WRD	0	10(xii)	4/2018 to 3/2019	2
112.	EE, Water Resource Department, Division-I Hanumangarh	WRD	0	8(vii)	4/2018 to 3/2019	2
113.	EE, Water Resource Department, Regulation Div. Hanumangarh	WRD	0	6(ix)	4/2018 to 3/2019	2
114.	EE, Water Resource Department, Division Rawatsar	WRD	0	6(vii)	4/2017 to 3/2018	2
115.	EE, Water Resource Department, Rajgarh Medium Irrigation Project Division- Bhawani Mandi Jhalawar	WRD	0	7(viii)	4/2017 to 3/2018	2
116.	EE, Water Resource Department, Division- Jodhpur	WRD	0	12(viii)	4/2017 to 3/2018	2
117.	EE, Water Resource Department, Division-II, Chhabra	WRD	0	11(xii)	4/2017 to 3/2018	2
118.	EE, Water Resource Department, Division- Sirohi	WRD	7.21	8(xiii)	4/2017 to 3/2018	2
119.	EE, Water Resource Department, Division- I, Baran	WRD	61.44	8(viii)	4/2017 to 3/2018	2
120.	EE, Water Resource Department, Division- Bundi	WRD	61.45	9(viii)	4/2016 to 3/2018	2
121.	EE, Water Resource Department, Division- III, Baran	WRD	0	6(viii)	4/2017 to 3/2018	2
122.	EE, Water Resource Department, Division- Aklera Jhalawar	WRD	66.7	9(viii)	4/2017 to 3/2018	2
123.	EE, Water Resource Department, Division-II Dholpur	WRD	0	6(viii)	4/2018 to 3/2019	2
124.	EE, Water Resource Department, Division- Karauli	WRD	0	8(vii)	4/2018 to 3/2019	1
125.	EE, Water Resource Department, Division-I Dholpur	WRD	0	8(viii)	4/2018 to 3/2019	2
126.	EE, Khamera Nahar Dn. Mahi Project Banswara	WRD	0	4(vii)	4/2017 to 3/2018	2
127.	EE, Supply Dn. LMC Mahi Project Banswara	WRD	0	4(viii)	4/2017 to 3/2018	2
128.	XEN, Water Resource Department, Division- II Bhilwara	WRD	0	9(vii)	4/2018 to 3/2019	2
129.	XEN, Water Resource Department, Division- Dausa	WRD	0	7(ix)	4/2017 to 3/2019	2
130.	EE, Water Resource Department, Chawadi Project Division- Jhalawar	WRD	0	8(viii)	4/2017 to 3/2018	2
131.	XEN, Water Resource Department, Division- tonk	WRD	0	8(14)	4/2018 to 3/2019	2
132.	EE, Water Resource Department, Division- Karauli	WRD	0	6(v)	4/2017 to 3/2018	2
133.	EE, Dam Dn.I Mahi Project Banswara	WRD	0	7(xi)	4/2017 to 3/2018	2
134.	EE, Water Resource Department,	WRD	0	5(vii)	4/2016 to	2

S. No.	Name of division	Deptt.	Outstanding balance (in Lakh)	Para no. of Part-II-B	Period of I.R.	Category of defects
1	2	3		5	6	7
	Division- Alwar				3/2018	
135.	Ex.En. IGNP 24th Dn. Phalodi, Jodhpur	IGNP	0.00	6(xiv)	04/2013 to 03/2018	2
136.	EE IGNP 20 <sup>th</sup> Division, Bikaner	IGNP	0.00	6(vi)	04/2018 to 03/2019	2
137.	EE IGNP Kolayat lift Division, Bikaner	IGNP	0.00	5(vi)	04/2018 to 03/2019	2
138.	EE IGNP Serve & Investigation lift Division, Rawatsar	IGNP	0.00	8(v)	04/2011 to 03/2019	2
139.	Ex. En. TMC, IGNP, mohangarh	IGNP	0.00	7(xiv)	04/2016 to 03/2018	1
140.	EE Command Area Development, CAD 7 <sup>th</sup> Division Shriganganagar	CAD	0.00	4(6)	04/2018 to 03/2019	2
141.	EE Command Area Development, OFD-I Division Srivijaynagar (Shriganganagar)	CAD	0.00	5(7)	04/2018 to 03/2019	2
142.	EE Command Area Development, OFD-III Division Suratgarh (Shriganganagar)	CAD	0.00	6(6)	04/2018 to 03/2019	2

### ABSTRACT

Name of Deptt.	No. of Units	Amount (in lakhs)
PWD	61	-
PHED	41	-
WRD	32	929.31
IGNP	05	-
CAD	03	-
<b>Total</b>	<b>142</b>	<b>929.31</b>

**Appendix – A (2)**

**Sale Tax/ Income Tax/ Royalty/ Security Deposit/ Insurance/ Custom Duty/ Patrakar Kalyan Kosh/ Excise duty/  
Environment Management Fund/ Stamp Duty/ Supervision Charges/ DMGT/ GST/ Pro-rata charges.**

S. No.	Name of division	Deptt.	Outstanding balance (in Lakh)	Para no. of Part-II-B	Period of I.R.	Amount in the review for the year 2018-19 (illustrated for some cases)
1	2	3	4	5	6	7
1.	XEN PWD Dn. Sikar	PWD	13.62	1(8), 3(9)	2018-19	
2.	XEN PWD Dn Kuchaman city nagour	PWD	0.81	2(3),5	2018-19	
3.	XEN PWD Dn Rajgarh Alwar	PWD	5.49	1(d] £), 2(6), 4(2), 5(4)	2018-19	
4.	XEN PWD Dn. Chaksu	PWD	0.21	2(5)	2018-19	
5.	XEN PWD Dn Rajakhera Dholpur	PWD	12.09	2(1), 4	2018-19	
6.	XEN PWD Dn-I Barmer	PWD	3.66	2(6)	2018-19	
7.	XEN PWD Dn- Simalwara	PWD	7.14	1(4), 3(1), 5	2018-19	
<b>8.</b>	<b>XEN PWD Dn-Sapotara</b>	<b>PWD</b>	<b>107.44</b>	<b>1(vii, viii), 3(1,3), 5(4), 6</b>	<b>2018-19</b>	<b>35.54</b>
9.	XEN PWD Dn Hindaun,city	PWD	27.57	1(1),9,10,11	2018-19	
10.	XEN PWD Dn-I Bharatpur	PWD	23.16	3(2),4,5,7	2018-19	
11.	XEN PWD Dn Beawar Ajmer	PWD	6.86	3(2),(3),6(a)(c),9	2018-19	
12.	XEN PWD Dn Kushalgarh	PWD	1.76	3(2), 4	2018-19	
13.	XEN PWD Dn. Begun	PWD	1.52	3(3), 4(6), 6	2018-19	
14.	XEN PWD Dn-Sagwara	PWD	14.86	2(12), 3(9), 4	2018-19	
15.	XEN PWD NH Dn-I Jaipur	PWD	0.31	1(4)	2018-19	
16.	XEN PWD Dn. Dausa	PWD	11.40	4(b,d), 7	2018-19	
17.	XEN PWD Dn-II Alwar	PWD	2.98	5	2018-19	
18.	XEN PWD Dn-Fulera	PWD	0.13	1(v)	2018-19	

S. No.	Name of division	Deptt.	Outstanding balance (in Lakh)	Para no. of Part-II-B	Period of I.R.	Amount in the review for the year 2018-19 (illustrated for some cases)
1	2	3	4	5	6	7
19.	XEN PWD Dn Sikandara Dausa	PWD	1.18	3(v)	2018-19	
20.	XEN PWD Distt. Dn. Ajmer	PWD	9.76	5(1,2), 7	2018-19	
21.	XEN PWD city Dn Rajsamand	PWD	1.65	3(4), 5	2018-19	
22.	XEN PWD Bhinmal	PWD	7.42	1(5), 5	2018-19	
23.	XEN PWD Dn Mandalgarh	PWD	1.82	1(14)	2018-19	
24.	XEN PWD Dn Khanpur, Jhalawar	PWD	0.22	4	2018-19	
25.	XEN PWD Dn III Pratapgarh	PWD	0.84	2(1)	2018-19	
26.	XEN PWD Dn Dhariyawad	PWD	3.34	1(2),4	2018-19	
27.	XEN PWD Dn Ballabhnagar	PWD	0.23	5	2018-19	
<b>28.</b>	<b>XEN PWD Dn Kotarda</b>	<b>PWD</b>	<b>66.23</b>	<b>4(2)</b>	<b>2014-19</b>	<b>-</b>
29.	XEN PWD City Dn Bikaner	PWD	9.16	1(2) 2(3)	2018-19	
<b>30.</b>	<b>XEN PWD Dn-I Banswara</b>	<b>PWD</b>	<b>70.89</b>	<b>1(7,15) 3(2,4,5) 4(4)</b>	<b>2018-19</b>	<b>4.79</b>
31.	XEN PWD Dn Chittorgarh	PWD	26.23	1(i),5,6	2018-19	
32.	XEN PWD Dn Nenwa	PWD	48.07	2(5) 3(5) 5(3,4) 7	2016-19	
33.	XEN PWD Dn-Sriganganager	PWD	0.50	5(3),8	2018-19	
34.	XEN PWD Dn-Hanumangarh	PWD	1.76	5(19,20)	2018-19	
35.	XEN PWD Dn Jalore	PWD	18.68	1(5),7,8	2017-19	
36.	XEN PWD Dn Navalgarh	PWD	0.80	7	2018-19	
37.	XEN PWD Dn Suratgarh	PWD	5.10	2(4)	2018-19	
38.	XEN PWD Dn Tonk	PWD	2.44	2(b),3(a-2,3,c-3)	2018-19	
39.	XEN PWD Dn. Dudu	PWD	2.59	6,5	2017-19	
40.	XEN PWD Dn Khetri	PWD	5.02	5	2018-19	
41.	XEN PWD Dn Behror (alwar)	PWD	6.59	1(3,7,9) 2(2)	2016-19	
42.	XEN PWD Dn Jhujhunu	PWD	0.65	8(6),9	2018-19	

S. No.	Name of division	Deptt.	Outstanding balance (in Lakh)	Para no. of Part-II-B	Period of I.R.	Amount in the review for the year 2018-19 (illustrated for some cases)
1	2	3	4	5	6	7
43.	XEN PWD Dn Kotputli	PWD	1.05	7(i, ii, iii)	2018-19	
<b>44.</b>	<b>XEN PWD city Dn –I jaipur</b>	<b>PWD</b>	<b>140.98</b>	<b>2(2), 2b(2), 4, 5(a,b)</b>	<b>2018-19</b>	<b>50.63</b>
45.	XEN PWD N.H Dn Jhalawar	PWD	0.21	5	2016-19	
46.	XEN PWD Dn-Sahabad	PWD	8.44	4(2)	2018-19	
47.	XEN PWD NH-Dn, Jhalawar	PWD	20.18	3,4,6	2018-19	
48.	XEN PWD Dn.I Alwer	PWD	0.54	7	2018-19	
49.	XEN PWD NCRPB, Alwer	PWD	40.18	1,2(6)	2017-19	
50.	XEN PWD Dn. Lakhari, Bundi	PWD	8.87	1(3),2(5)	2014-19	
51.	XEN PWD Dn. Deedwana, Nagaur	PWD	1.78	5	2018-19	
52.	XEN PWD Dn. Prataparh II, Arnod	PWD	5.09	1(7), 5	2018-19	
53.	XEN PWD Dn. Degana Nagaur	PWD	1.40	4,5	2018-19	
54.	XEN PWD Dn. Kekri, Ajmer	PWD	9.83	2(3),6	2018-19	
55.	XEN PWD Dn. II, Jodhpur	PWD	7.94	1(5)IIA,4(3),7	2017-19	
56.	XEN PWD Dn. Phalodi	PWD	4.60	1(5)	2018-19	
57.	XEN PWD Dn. Mangrol	PWD	5.89	3(3),4	2016-19	
58.	XEN PWD Dn. Abu Road	PWD	2.91	1(5),2(3),5	2018-19	
59.	XEN PWD Dn. Sardarshahar	PWD	0.62	2(c),6	2018-19	
60.	XEN PWD Dn. Bali	PWD	49.62	1(6), 2(5), 3(9),6	2018-19	
61.	XEN PWD Dn. Neemkathana	PWD	22.10	4(3), 7(2), 11(1,2)	2018-19	
62.	XEN PWD Distt. Dn.-I Jodhpur	PWD	30.30	1(1), 4(3)	2018-19	
63.	XEN PWD Dn.-Chhabra	PWD	19.62	3(1,2) 4(2)	2018-19	
64.	Project Director PPP PWD Jaipur	PWD	30.00	1(2)	12/14-03/19	
65.	Project Director PPP PWD Sikar	PWD	7.37	1(4)	10/17-03/19	
66.	XEN PHED Rural Dn Bhilwara	PHED	0.55	7	2/14 to 3/19	



S. No.	Name of division	Deptt.	Outstanding balance (in Lakh)	Para no. of Part-II-B	Period of I.R.	Amount in the review for the year 2018-19 (illustrated for some cases)
1	2	3	4	5	6	7
67.	XEN PHED Div. Alwar	PHED	9.68	3(1), 4	2016-19	
68.	XEN PHED City Div Bhilwara	PHED	3.65	1(5), 3(10), 9	2015-19	
69.	XEN PHED Rural Div-I Alwar	PHED	11.08	3,4	9/13 to 3/19	
70.	XEN PHED, Distt. Rural Div-I Bikaner	PHED	3.24	2(3), 9	2015-19	
71.	XEN PHED Rural Div-II Alwar	PHED	0.97	1(3), 2(3), 3(3), 4(2), 5(3), 6	9/13 to 3/19	
72.	XEN PHED Distt. Rural Div II Bikaner	PHED	4.78	9,10	2016-19	
73.	XEN PHED NCR Div-Bhiwadi (Alwar)	PHED	0.02	5(2)	9/13 to 3/19	
74.	XEN PHED PDR City Dn-I, Bikaner	PHED	0.60	2(2)	2016-19	
<b>75.</b>	<b>XEN PHED City Div II Ajmer</b>	<b>PHED</b>	<b>49.19</b>	<b>4(2),5, 7(a)</b>	<b>2016-19</b>	<b>-</b>
76.	XEN PHED PDR City Dn-III, Bikaner	PHED	2.25	4(5,7), 5(4)	2015-19	
77.	XEN Distt. Rural Div Ajmer	PHED	0.94	3(2)	2016-19	
78.	XEN PHED PDR City Div II Bikaner	PHED	0.46	3(5)	2015-19	
79.	XEN PHED City Div I Ajmer	PHED	4.00	6,7	2015-19	
80.	XEN PHED Distt. Rural Div Sriganganager	PHED	0.83	4(1), 7	2016-19	
<b>81.</b>	<b>XEN PHED Div Beawar</b>	<b>PHED</b>	<b>43.96</b>	<b>3(3,4), 4(1), 6(1)</b>	<b>2016-19</b>	<b>-</b>
82.	XEN PHED Proj. Div Kekri	PHED	1.23	1(2,3)	2016-19	
83.	XEN PHED Div Anoopgarh	PHED	6.26	2(6)	2016-19	

S. No.	Name of division	Deptt.	Outstanding balance (in Lakh)	Para no. of Part-II-B	Period of I.R.	Amount in the review for the year 2018-19 (illustrated for some cases)
1	2	3	4	5	6	7
84.	XEN PHED Dn. Nagaur	PHED	0.86	1(3), 8	2016-19	
85.	XEN PHED Div Hanumangarh	PHED	0.15	2(2), 3(1,3), 4(3)	2016-19	
86.	XEN PHED Proj. Dn Gangapur (Bhilwara)	PHED	20.97	3	F.A to 3/19	
87.	XEN PHED Dn Suratgarh	PHED	8.61	2(2)	2016-19	
88.	XEN PHED Proj Dn Mandalgarh, Bhilwara	PHED	33.91	5	F.A to 3/19	
89.	XEN PHED Dn Mertacity (Nagaur)	PHED	5.00	4(3),7	2016-19	
90.	XEN PHED Dn Churu	PHED	7.73	1(2)	2016-19	
91.	XEN PHED Proj. Dn Rawatbhata	PHED	9.25	5(b)	F.A to 3/19	
<b>92.</b>	<b>XEN PHED Dn Makrana</b>	<b>PHED</b>	<b>285.03</b>	<b>1(1,2,3), 2(1,2), 3(2), 7(a,b,c)</b>	<b>2016-19</b>	<b>-</b>
93.	XEN PHED Dn Sujangarh	PHED	1.13	1(6,7), 4(2,3)	2016-19	
<b>94.</b>	<b>XEN PHED Dn Deedwana</b>	<b>PHED</b>	<b>40.65</b>	<b>2(a-3,b-2), 5(a,b), 7</b>	<b>2016-19</b>	<b>-</b>
95.	XEN PHED Proj.Dn Asind	PHED	9.71	6	F.A to 3/19	
96.	XEN PHED Dn Ratangarh (Churu)	PHED	1.61	1(3), 5(1)	2016-19	
97.	XEN PHED Proj. Dn Gulabpura (Bhilwara)	PHED	16.48	5	2015-19	
98.	XEN PHED Dn Behrore, Alwar	PHED	1.13	3	2016-19	
99.	XEN PHED PMC Dn Makrana	PHED	1.75	2(3)	F.A. TO 03/19	
100.	EE, Water Resource Department, Jawai Canal Division- Sumerpur	WRD	17.13	1(vi)	4/2018 to 3/2019	
			0	2(vi)		

S. No.	Name of division	Deptt.	Outstanding balance (in Lakh)	Para no. of Part-II-B	Period of I.R.	Amount in the review for the year 2018-19 (illustrated for some cases)
1	2	3	4	5	6	7
	(Pali)		5.64	3(ii)		
			15.97	3(iii)		
			0.99	4		
101.	EE, Water Resource Department, Division- Pali	WRD	0.51	3	4/2018 to 3/2019	
102.	EE, Water Resource Department, NCP Division- II Sanchore	WRD	0	1(iv)	4/2017 to 3/2018	
			0	2(vii)		
			0	3(ii)		
			0	4(xi)		
			0	5(iv)		
103.	EE, Water Resource Department, Jakham Dam Division- Dhariyabad	WRD	2.45	2(iii)	4/2017 to 3/2018	
104.	EE, Water Resource Department, Division- Dungarpur	WRD	3.49	2(iii)	4/2017 to 3/2018	
			0.8	3(ii)		
			0.6	5		
105.	EE, Water Resource Department, NCP Division- I Sanchore	WRD	4.57	1(iv)	4/2017 to 3/2018	
106.	EE, Water Resource Department, Division- Udaipur	WRD	0.55	1(vii)	4/2017 to 3/2018	
			0.34	3(ii)		
107.	EE, Water Resource Department, Division- Chittorgarh	WRD	2.38	1(i)	4/2017 to 3/2018	
			12	1(ii)		
			7023	2(i)		

S. No.	Name of division	Deptt.	Outstanding balance (in Lakh)	Para no. of Part-II-B	Period of I.R.	Amount in the review for the year 2018-19 (illustrated for some cases)
1	2	3	4	5	6	7
			<b>7023</b>	<b>2(ii)</b>		
			0.66	3(ii)		
			0.09	1(ii)		
			0.91	1(v)		
			0.64	2(iv)	4/2017 to 3/2018	
108.	EE, Water Resource Department, Division- Rajsamand	WRD	1.72	3(ii)		
			52.78	1(ii)		
109.	EE, Water Resource Department, Division Anoopgarh	WRD	17.94	1(viii)	4/2016 to 3/2018	
110.	EE, Water Resource Department, Rego. Division Sriganganagar	WRD	0.21	1	4/2017 to 3/2018	
111.	EE, Water Resource Department, Division- Rawatsar	WRD	0.08	10	4/2018 to 3/2019	
			0.23	1(vii)		
			0.06	2(iv)	4/2018 to 3/2019	
112.	EE, Water Resource Department, Division- Nohar	WRD	12.66	2(v)		
			<b>164.38</b>	<b>1(iv)</b>		
			26.89	2(iii)	<b>4/2017 to 3/2018</b>	
113.	<b>EE, Water Resource Department, Rajgarh Medium Irrigation Project Division- Bhawani Mandi Jhalawar</b>	<b>WRD</b>	6.79	4		
114.	EE, Water Resource Department, Parwan Project Division- I, Jhalawar	WRD	0.96	2	4/2013 to 3/2018	
			0	1(v)		
115.	EE, Water Resource Department, NCP Division- III Sanchore	WRD	0	4(iv)	4/2017 to 3/2018	

S. No.	Name of division	Deptt.	Outstanding balance (in Lakh)	Para no. of Part-II-B	Period of I.R.	Amount in the review for the year 2018-19 (illustrated for some cases)
1	2	3	4	5	6	7
116.	EE, Water Resource Department, Division- Kota	WRD	0.19	1(viii)	4/2017 to 3/2018	
117.	EE, Water Resource Department, Division- Jalore	WRD	32.96	2(ii)	4/2017 to 3/2018	
			0.2	2(ix)		
			4.46	4(ii)		
			0.18	4(v)		
118.	EE, Water Resource Department, Division- Jhalawar	WRD	0.73	1(iv)	4/2017 to 3/2018	
			7.92	2(i)		
119.	EE, Water Resource Department, Division-II, Chhabra	WRD	5.43	2(iv)	4/2017 to 3/2018	
			1.28	5(ii)		
			0.83	6(ii)		
			0.15	6(iii)		
			0.73	7		
120.	EE, Water Resource Department, Division- III, Baran	WRD	1.98	1(iii)	4/2017 to 3/2018	
			5.32	2		
121.	EE, Water Resource Department, Division- Aklera Jhalawar	WRD	2.79	1(iv)	4/2017 to 3/2018	
			1.45	2(i)		
			0.16	3(i)		
			0.82	4		
122.	EE, Dam Dn.I Mahi Project Banswara	WRD	0.37	2(iv)	4/2018 to 3/2019	

S. No.	Name of division	Deptt.	Outstanding balance (in Lakh)	Para no. of Part-II-B	Period of I.R.	Amount in the review for the year 2018-19 (illustrated for some cases)
1	2	3	4	5	6	7
123.	XEN, Water Resource Department, Division- II Bhilwara	WRD	7.78	4(ii)	4/2018 to 3/2019	
			0.59	5		
124.	XEN, Water Resource Department, Division- Chittorgarh	WRD	0.15	1(v)	4/2018 to 3/2019	
			0.14	2(ii)		
			0.25	2(iv)		
125.	XEN, Water Resource Department, Division- Dausa	WRD	0.16	1(ii)	4/2017 to 3/2019	
			0.28	2(i)		
			0.03	2(ii)		
			0.13	3(i)		
			0.44	4		
126.	EE, Water Resource Department, Chawadi Project Division- Jhalawar	WRD	3.94	5	4/2017 to 3/2018	
127.	XEN, Water Resource Department, Division- tonk	WRD	1.08	1(ii)	4/2018 to 3/2019	
			0	2(i)		
			0.43	2(v)		
			0.3	4(ii)		
			2.35	5		
			26.99	3(i)		
128.	EE, Water Resource Department, Division Anoopgarh	WRD	0	1(vi)	4/2016 to 3/2018	
			0	2(i)		

S. No.	Name of division	Deptt.	Outstanding balance (in Lakh)	Para no. of Part-II-B	Period of I.R.	Amount in the review for the year 2018-19 (illustrated for some cases)
1	2	3	4	5	6	7
			0	3(vii)		
129.	EE, Water Resource Department, Division- Rawatsar	WRD	0	1(vi)	4/2018 to 3/2019	
			47.27	2(ii)		
130.	EE, Water Resource Department, Division-II Hanumangarh	WRD	0	1(i)	4/2018 to 3/2019	
			0	2(ii)		
131.	<b>EE, Water Resource Department, Division Rawatsar</b>	<b>WRD</b>	<b>81.03</b>	<b>2(ii)</b>	<b>4/2017 to 3/2018</b>	
			<b>68.98</b>	<b>3(i)</b>		
132.	EE, Water Resource Department, Division- Kota	WRD	16.55	7	4/2017 to 3/2018	
133.	EE, Water Resource Department, Division-II, Chhabra	WRD	19.91	2(i)	4/2017 to 3/2018	
			12	4(ii)		
134.	EE, Water Resource Department, Division- Sirohi	WRD	38.49	4(i)	4/2017 to 3/2018	
135.	EE, Water Resource Department, Division- III, Baran	WRD	18.72	4	4/2017 to 3/2018	
136.	EE, Water Resource Department, Division- Karauli	WRD	5.05	2(ii)	4/2018 to 3/2019	
			3.76	4(iii)		
			6.31	5(ii)		
137.	EE, Water Resource Department, Division-I Dholpur	WRD	6.6	1(iii)	4/2018 to 3/2019	
			8.36	2(iii)		
			8.98	4(i)		
138.	XEN, Water Resource Department,	WRD	3.8	1(ii)	4/2018 to	

S. No.	Name of division	Deptt.	Outstanding balance (in Lakh)	Para no. of Part-II-B	Period of I.R.	Amount in the review for the year 2018-19 (illustrated for some cases)
1	2	3	4	5	6	7
	Division- II Bhilwara		10.94	3(i)	3/2019	
139.	XEN, Water Resource Department, Division- Chittorgarh	WRD	12.78	2(i)	4/2018 to 3/2019	
			17.29	4		
140.	EE, Water Resource Department, Chawadi Project Division- Jhalawar	WRD	14.79	2(iii)	4/2017 to 3/2018	
141.	EE, Water Resource Department, Division- Karauli	WRD	0	2(ii)	4/2017 to 3/2018	
			1.05	3		
142.	EE, Dam Dn.I Mahi Project Banswara	WRD	0	1(iii)	4/2017 to 3/2018	
			0.36	5		
143.	EE, Water Resource Department, Division- Alwar	WRD	0.23	2(i)	4/2016 to 3/2018	
			1.49	2(ii)		
144.	EE, Water Resource Department, Division-II Dholpur	WRD	0	1(ii)	4/2017 to 3/2018	
			0	2(ii)		
			1.49	2(iii)		
			0	4(ii)		
			0.52	5		
145.	EE, Water Resource Department, Division-I Dholpur	WRD	1.15	4	4/2017 to 3/2018	
			3.32	6(ii)		
			0.01	6(iv)		
			0.23	6(v)		



S. No.	Name of division	Deptt.	Outstanding balance (in Lakh)	Para no. of Part-II-B	Period of I.R.	Amount in the review for the year 2018-19 (illustrated for some cases)
1	2	3	4	5	6	7
146.	EE IGNP 20th Division, Bikaner	IGNP	40.77	2(ii)	04/2018 to 03/2019	79.05
147.	EE Command Area Development, OFD-III Division Suratgarh (Shriganganagar)	CAD	0.02	5(i)	04/2018 to 03/2019	1.40 0.12

**ABSTRACT**

Name of Deptt.	No. of Units	Amount (in lakhs)
PWD	65	951.70
PHED	34	587.66
WRD	46	14924.87
IGNP	01	40.77
CAD	01	0.02
<b>Total</b>	<b>147</b>	<b>16505.02</b>

## Appendix-A-2(i)

Statements showing cases of lack of labour cess and stamp duty.

S.No.	Name of division	Deptt.	Outstanding amount (in Lakh)	Para no. of Part-II-B	Period of I.R.
1	2	3	4	5	6
1.	EE, Water Resource Department, Division-Dungarpur	WRD	0	7(vi)	4/2017 to 3/2018
2.	EE, Water Resource Department, Division-Banswara	WRD	0	1(ii)	4/2017 to 3/2018
3.	EE, Water Resource Department, NCP Division- IV Sanchore	WRD	0.15	3(ii)	4/2017 to 3/2018
4.	EE, Water Resource Department, NCP Division- III Sanchore	WRD	0.03	4(ii)	4/2017 to 3/2018
			0.48	6	
5.	EE, Water Resource Department, Division-II, Chhabra	WRD	0.49	1(iii)	4/2017 to 3/2018
6.	EE, Water Resource Department, Division- Aklera Jhalawar	WRD	0.16	5	4/2017 to 3/2018
7.	XEN, Water Resource Department, Division-Chittorgarh	WRD	0.15	3(i)	4/2018 to 3/2019
8.	XEN, Water Resource Department, Division- Dausa	WRD	0.14	5	4/2017 to 3/2019
9.	EE IGNP Serve & Investigation lift Division, Rawatsar	IGNP	0.09	6	04/2011 to 03/2019

### ABSTRACT

Name of Deptt.	No. of Units	Amount (in lakhs)
PWD	-	-
PHED	-	-
WRD	08	1.6
IGNP	01	0.09
CAD	-	-
<b>Total</b>	<b>09</b>	<b>1.69</b>

## Appendix-A-2(ii)

### Lack of labour insurance & labour Registration.

S. No.	Name of division	Deptt.	Outstanding amount (in Lakh)	Para no. of Part-II-B	Period of I.R.
1	2	3	4	5	6
1.	EE, Water Resource Department, Jawai Canal Division- Sumerpur (Pali)	WRD	0	1(ix)	4/2018 to 3/2019
			0	2(ix)	
2.	EE, Water Resource Department, Division- Jodhpur	WRD	0	1(iv)	4/2018 to 3/2019
			0	2(iii)	
			0	2(iv)	
			0	3(i)	
			0	3(ii)	
3.	EE, Water Resource Department, Division- Pali	WRD	0	1(x)	4/2018 to 3/2019
			0	2(iv)	
4.	EE, Water Resource Department, NCP Division- II Sanchore	WRD	0	1(vi)	4/2017 to 3/2018
			0	2(iv)	
			0	3(vi)	
			0	4(iv)	
			0	4(vii)	
5.	EE, Water Resource Department, Jakham Dam Division- Dhariyabad	WRD	0	1(v)	4/2017 to 3/2018
			0	1(vi)	
			0	2(v)	
6.	EE, Water Resource Department, Division- Dungarpur	WRD	0	1(v)	4/2017 to 3/2018
7.	EE, Water Resource Department, NCP Division- I Sanchore	WRD	0	1(vi)	4/2017 to 3/2018
			0	4(v)	
			0	6(iii)	
			0	7(iii)	
8.	EE, Water Resource Department, Division- Udaipur	WRD	0	1(iv)	4/2017 to 3/2018
9.	EE, Water Resource Department, Division- Chittorgarh	WRD	0	1(iii)	4/2017 to 3/2018
			0	1(iv)	
			0	2(v)	
10.	EE, Water Resource Department, Division- Rajsamand	WRD	0	3(iv)	4/2017 to 3/2018

S. No.	Name of division	Deptt.	Outstanding amount (in Lakh)	Para no. of Part-II-B	Period of I.R.
1	2	3	4	5	6
11.	EE, Water Resource Department, Division Anoopgarh	WRD	0	1(iv)	4/2016 to 3/2018
			0	1(x)	
			0	2(ii)	
			0	2(iii)	
			0	3(v)	
			0	4(ii)	
			0	4(iii)	
12.	EE, Water Resource Department, Division Suratgarh	WRD	0	1(vii)	4/2017 to 3/2018
13.	EE, Water Resource Department, Division- Rawatsar	WRD	0	2(iv)	4/2018 to 3/2019
			0	3(i)	
			0	4(iv)	
14.	EE, Water Resource Department, Division-II Hanumangarh	WRD	0	1(iv)	4/2018 to 3/2019
			0	2(i)	
			0	2(v)	
			0	3(ii)	
			0	4(i)	
15.	EE, Water Resource Department, Division-I Hanumangarh	WRD	0	1(iv)	4/2018 to 3/2019
			0	2(ii)	
16.	EE, Water Resource Department, Division- Nohar	WRD	0	1(iii)	4/2018 to 3/2019
			0	2(iii)	
17.	EE, Water Resource Department, Regulation Div. Hanumangarh	WRD	0	1(iii)	4/2018 to 3/2019
18.	EE, Water Resource Department, Division Rawatsar	WRD	0	1(2)(ii)	4/2017 to 3/2018
			0	1(2)(iv)	
			0	2(4)(ii)	
			0	3(5)(iii)	
19.	EE, Water Resource Department, Rajgarh Medium Irrigation Project Division- Bhawani Mandi Jhalawar	WRD	0	1(iii)	4/2017 to 3/2018
20.	EE, Water Resource Department, Parwan Project Division- I, Jhalawar	WRD	0	1(iii)	4/2013 to 3/2018
			0	1(iv)	

S. No.	Name of division	Deptt.	Outstanding amount (in Lakh)	Para no. of Part-II-B	Period of I.R.
1	2	3	4	5	6
21.	EE, Water Resource Department, NCP Division- III Sanchore	WRD	0	1(vi)	4/2017 to 3/2018
			0	2(iv)	
			0	3(iii)	
			0	5(ii)	
22.	EE, Water Resource Department, Division- Kota	WRD	0	1(iv)	4/2017 to 3/2018
			0	1(x)	
			0	2(iv)	
			0	2(xiii)	
			0	4(iv)	
23.	EE, Water Resource Department, Division- Jodhpur	WRD	0	1(iv)	4/2017 to 3/2018
24.	EE, Water Resource Department, Division- Sirohi	WRD	0	4(v)	4/2017 to 3/2018
25.	EE, Water Resource Department, Division- I, Baran	WRD	0	2(iii)	4/2017 to 3/2018
			0	2(v)	
			0	3(v)	
26.	EE, Water Resource Department, Division- Bundi	WRD	0	1(iii)	4/2016 to 3/2018
27.	EE, Water Resource Department, Division- III, Baran	WRD	0	1(v)	4/2017 to 3/2018
28.	EE, Khamera Nahar Dn. Mahi Project Banswara	WRD	0	1(iii)	4/2017 to 3/2018
29.	EE, Dam Dn.I Mahi Project Banswara	WRD	0	2(v)	4/2018 to 3/2019
			0	2(vi)	
30.	EE, Supply Dn. LMC Mahi Project Banswara	WRD	0	3(xi)	4/2017 to 3/2018
			0	3(xii)	
31.	XEN, Water Resource Department, Division- II Bhilwara	WRD	0	4(iii)	4/2018 to 3/2019
32.	XEN, Water Resource Department, Division- Salumber Udaipur	WRD	5.09	1(iii)	4/2018 to 3/2019
			0	1(xi)	
			0	1(xii)	
			0	2(vi)	
33.	EE, Water Resource Department, Chawadi Project Division- Jhalawar	WRD	0	3(iii)	4/2017 to 3/2018
34.	XEN, Water Resource Department, Division- tonk	WRD	0	2(iii)	4/2018 to 3/2019
			0	4(iii)	
35.	EE, Water Resource	WRD	0	1(vi)	4/2017 to 3/2018

S. No.	Name of division	Deptt.	Outstanding amount (in Lakh)	Para no. of Part-II-B	Period of I.R.
1	2	3	4	5	6
	Department, Division- Karauli		0	1(vii)	
36.	EE, Dam Dn.I Mahi Project Banswara	WRD	0	2(ii)	4/2017 to 3/2018
37.	EE, Water Resource Department, Division- Alwar	WRD	0.05	1(iv)	4/2016 to 3/2018
38.	EE, Water Resource Department, Division-II Dholpur	WRD	0	4(iii)	4/2017 to 3/2018
39.	EE, Water Resource Department, Division-I Dholpur	WRD	0	3(iv)	4/2017 to 3/2018
40.	EE IGNP 20 <sup>th</sup> Division, Bikaner	IGNP	0.00	1(vii)	04/2018 to 03/2019
41.	EE IGNP Kolayat lift Division, Bikaner	IGNP	0.00	1(iv)	04/2018 to 03/2019
42.	EE Command Area Development, OFD-I Division Srivijaynagar (Shriganganagar)	CAD	0.00	2(iii)	04/2018 to 03/2019
43.	EE Command Area Development, OFD-III Division Suratgarh (Shriganganagar)	CAD	0.00	1(5)	04/2018 to 03/2019
			0.00	2(iv)	04/2018 to 03/2019

### **ABSTRACT**

Name of Deptt.	No. of Units	Amount (in lakhs)
PWD	-	-
PHED	-	-
WRD	39	5.14
IGNP	02	-
CAD	02	-
<b>Total</b>	<b>43</b>	<b>5.14</b>

### Appendix-A-2(iii)

**Statement showing cases of lack of other recoveries i.e. fees for drilling work, pro-rata charges, non-recovery of material/bill making charges etc.**

S. No.	Name of division	Deptt.	Outstanding amount (in Lakh)	Para no. of Part-II-B	Period of I.R.
1	2	3	4	5	6
1.	EE, Water Resource Department, Division- Jalore	WRD	2.9	1(iv)	4/2017 to 3/2018
2.	EE, Water Resource Department, Jakham Dam Division- Dhariyabad	WRD	5.33	1(ii)	4/2017 to 3/2018
			7.03	2(iv)	
			1.26	4	
3.	EE, Water Resource Department, Division- Dungarpur	WRD	0.65	1(ii)	4/2017 to 3/2018
4.	EE, Water Resource Department, Division- Chittorgarh	WRD	0.25	4	4/2017 to 3/2018
5.	EE, Water Resource Department, Division- Rajsamand	WRD	0.31	1(iii)	4/2017 to 3/2018
			0.54	2(ii)	
			0.35	4	
6.	EE, Water Resource Department, Division Anoopgarh	WRD	0.42	4(i)	4/2016 to 3/2018
7.	EE, RWSRP Raisinghnagar	WRD	0.62	4	4/2017 to 3/2018
8.	EE, Water Resource Department, Rajgarh Medium Irrigation Project Division- Bhawani Mandi Jhalawar	WRD	0.66	1(ii)	4/2017 to 3/2018
			9.84	2(vi)	
9.	EE, Water Resource Department, Division- Kota	WRD	1.22	1(xiii)	4/2017 to 3/2018
			8.21	2(vii)	
10.	EE, Water Resource Department, Division-II, Chhabra	WRD	0.7	4(iv)	4/2017 to 3/2018
			0.64	5(i)	
11.	EE, Water Resource Department, Division- Sirohi	WRD	1.23	2(v)	4/2017 to 3/2018
12.	EE, Water Resource Department, Division- I, Baran	WRD	15.32	5(ii)	4/2017 to 3/2018

S. No.	Name of division	Deptt.	Outstanding amount (in Lakh)	Para no. of Part-II-B	Period of I.R.
1	2	3	4	5	6
13.	EE, Water Resource Department, Jawai Canal Division- Sumerpur (Pali)	WRD	4.22	1(ii)	4/2017 to 3/2018
14.	XEN, Water Resource Department, Division- II Bhilwara	WRD	0.26	4(iv)	4/2018 to 3/2019
15.	EE, Water Resource Department, Division Anoopgarh	WRD	0	2(v)	4/2016 to 3/2018
			91.05	3(iii)	
16.	EE, Water Resource Department, Division- Jhalawar	WRD	1.15	2(iii)	4/2017 to 3/2018
17.	XEN, Water Resource Department, Division- Salumber Udaipur	WRD	5.09	4(ii)	4/2018 to 3/2019
18.	EE, Water Resource Department, Division-II Dholpur	WRD	0.44	3(vii)	4/2017 to 3/2018
19.	EE, Water Resource Department, Division-I Dholpur	WRD	1.21	1(v)	4/2017 to 3/2018
			0.39	6(vii)	
20.	Ex. En. TMC, IGNP, mohangarh	IGNP	65.03	1	04/2016 to 03/2018

### ABSTRACT

Name of Deptt.	No. of Units	Amount (in lakhs)
PWD	-	-
PHED	-	-
WRD	19	161.29
IGNP	01	65.03
CAD	-	-
<b>Total</b>	<b>20</b>	<b>226.32</b>



## Appendix-B

**Statement showing names of divisions where defects were seen in maintenance of MAS Accounts.**

**Category of Defects:-**

1. MAS Accounts were not maintained.
2. MAS Accounts were not maintained for few work only
3. Annual physical verification of MAS Accounts was not maintained.
4. Balances were not tallied with book balance.

S. No.	Name of division	Deptt.	Para no. of Part-II-B	Period of I.R.	Category of defects
1	2	3	4	5	6
1.	<b>XEN PWD Dn.-III Jaipur</b>	<b>PWD</b>	<b>5(3)</b>	<b>2018-19</b>	<b>1</b>
2.	<b>XEN PWD Dn Kunchaman City</b>	<b>PWD</b>	<b>8(3)</b>	<b>2018-19</b>	<b>1</b>
3.	<b>XEN PWD Kekri, Ajmer</b>	<b>PWD</b>	<b>13(2)</b>	<b>2018-19</b>	<b>1</b>
4.	<b>XEN PWD Dn. Deedwana Nagaur</b>	<b>PWD</b>	<b>9(3)</b>	<b>2018-19</b>	<b>1</b>
5.	<b>XEN PWD Dn. Degana Nagaur</b>	<b>PWD</b>	<b>7(3)</b>	<b>2018-19</b>	<b>1</b>
6.	<b>XEN PWD NH Dn. Pali</b>	<b>PWD</b>	<b>6(3)</b>	<b>2018-19</b>	<b>1</b>
7.	XEN PWD Dn Bundi	PWD	6(4)	2016-19	1
8.	XEN PWD Distt. Dn Bassi	PWD	13(3)	2018-19	1
9.	XEN PWD Dn Kushalgarh	PWD	8(3)	2017-19	1
10.	<b>XEN PWD Dn Parbatsar Nagaur</b>	<b>PWD</b>	<b>6(3)</b>	<b>2018-19</b>	<b>1</b>
11.	<b>XEN PWD Dn Nagaur</b>	<b>PWD</b>	<b>5(3)</b>	<b>2018-19</b>	<b>1</b>
12.	XEN PWD Dn Sagwara	PWD	7(g)	2017-19	1
13.	<b>XEN PWD Dn Mandalgarh</b>	<b>PWD</b>	<b>8(3)</b>	<b>2018-19</b>	<b>1</b>
14.	XEN PWD City Dn. Ajmer	PWD	6(3)	2018-19	1
15.	XEN PWD Distt. Dn- Ajmer	PWD	11(2)	2018-19	1
16.	<b>XEN PWD Dn-I-Sawaimadhopur</b>	<b>PWD</b>	<b>9(3)</b>	<b>2018-19</b>	<b>1</b>
17.	<b>XEN PWD Dn-Sapotara</b>	<b>PWD</b>	<b>8(3)</b>	<b>2018-19</b>	<b>1</b>
18.	XEN PWD Dn Bali	PWD	7(3)	2017-19	1
19.	<b>XEN PWD Dn-I Bharatpur</b>	<b>PWD</b>	<b>9(3)</b>	<b>2018-19</b>	<b>1</b>
20.	XEN PWD Dn Neemkathana	PWD	13(2)	2018-19	1
21.	XEN PWD Distt. Dn- I Jodhpur	PWD	6(5)	2017-19	1
22.	<b>XEN PWD Dn-I Barmer</b>	<b>PWD</b>	<b>6(3)</b>	<b>2018-19</b>	<b>1</b>
23.	<b>XEN PWD NH Dn. Barmer</b>	<b>PWD</b>	<b>5(3)</b>	<b>2018-19</b>	<b>1</b>
24.	<b>XEN PWD Dn.I Alwer</b>	<b>PWD</b>	<b>10(3)</b>	<b>2018-19</b>	<b>1</b>
25.	<b>XEN PWD Dn. Beawar Ajmer</b>	<b>PWD</b>	<b>12(2)</b>	<b>2018-19</b>	<b>1</b>
26.	<b>XEN PWD NH Dn-I Jaipur</b>	<b>PWD</b>	<b>7(4)</b>	<b>2018-19</b>	<b>1</b>
27.	<b>XEN PWD Dn.Fulera</b>	<b>PWD</b>	<b>7(3)</b>	<b>2018-19</b>	<b>1</b>
28.	<b>XEN PWD Dn. Balotra, Barmer</b>	<b>PWD</b>	<b>4(3)</b>	<b>2018-19</b>	<b>1</b>
29.	<b>XEN PWD Dn. Dausa</b>	<b>PWD</b>	<b>10(3)</b>	<b>2018-19</b>	<b>1</b>
30.	<b>XEN PWD city Dn Bikaner</b>	<b>PWD</b>	<b>5(c)</b>	<b>2018-19</b>	<b>1</b>
31.	<b>XEN PWD Dn Anoopgarh</b>	<b>PWD</b>	<b>7(3)</b>	<b>2018-19</b>	<b>1</b>
32.	<b>XEN PWD Ratangarh, Churu</b>	<b>PWD</b>	<b>6(3)</b>	<b>2018-19</b>	<b>1</b>
33.	<b>XEN PWD City Dn Udaipur</b>	<b>PWD</b>	<b>7(3)</b>	<b>2018-19</b>	<b>1</b>
34.	<b>XEN PWD Dn Rajsamand</b>	<b>PWD</b>	<b>6(3)</b>	<b>2018-19</b>	<b>1</b>
35.	<b>XEN PWD Dn Begun</b>	<b>PWD</b>	<b>8(3)</b>	<b>2018-19</b>	<b>1</b>
36.	<b>XEN PWD Dn-I Banswara</b>	<b>PWD</b>	<b>6(3)</b>	<b>2018-19</b>	<b>1</b>

S. No.	Name of division	Deptt.	Para no. of Part-II-B	Period of I.R.	Category of defects
1	2	3	4	5	6
37.	XEN PWD Dn Tonk	PWD	7(3)	2018-19	1
38.	XEN PWD Dn Navalgarh	PWD	10(3)	2018-19	1
39.	XEN PWD Dn. Nohar	PWD	10(c)	2018-19	1
40.	XEN PWD Dn. III Pratapgarh	PWD	5(3)	2018-19	1
41.	XEN PWD Dn. Dhariwad	PWD	7(3)	2018-19	1
42.	XEN PWD Dn.Nimbhahera	PWD	9(3)	2018-19	1
43.	XEN PWD Dn. Ballabhnager	PWD	8(4)	2018-19	1
44.	XEN PWD Dn. Aburoad	PWD	9(4)	2018-19	1
45.	XEN PWD Dn. Chittorgarh	PWD	9(3)	2018-19	1
46.	XEN PWD Dn. II Sawaimadhopur	PWD	8(3)	2018-19	1
47.	XEN PWD Dn. Suratgarh	PWD	6(3)	2018-19	1
48.	XEN PWD Dn. Khetri	PWD	10(3)	2018-19	1
49.	XEN PWD Dn. Jhujhunu	PWD	11(3)	2018-19	1
50.	XEN PWD Dn. Fatehpur	PWD	7(3)	2018-19	1
51.	XEN PWD Dn Sikar	PWD	6(3)	2018-19	1
52.	XEN PWD Dn-Kotarda	PWD	7(3)	2014-19	1
53.	XEN PWD Dn Dungarpur	PWD	6(3)	2018-19	1
54.	XEN PWD Dn Jalore	PWD	10(3)	2017-19	1
55.	XEN PWD Dn- Hanumangarh	PWD	5(3)	2018-19	1
56.	XEN PWD Dn- Sriganganager	PWD	10(c)	2018-19	1
57.	XEN PWD Dn Nenwa	PWD	8(3)	2016-19	1
58.	XEN PWD Dn-Baran	PWD	7(3)	2018-19	1
59.	XEN PWD Dn-Balotra	PWD	4(3)	2018-19	1
60.	XEN PWD Dn.-Chhabra	PWD	8(3)	2018-19	1
61.	XEN PWD Dn. Mangrol	PWD	6(3)	2016-19	1
62.	XEN PWD NCRPB Dn. Alwer	PWD	8(3)	2017-19	1
63.	XEN PWD Dn. Lakheri	PWD	7(3)	2014-19	1
64.	XEN PWD Electric Dn Banswara	PWD	9(3)	2018-19	1
65.	XEN PWD Dn. Sojat City	PWD	10(3)	2018-19	1
66.	XEN PWD Electric Dn. Jaipur	PWD	6(3)	2018-19	1
67.	XEN PWD Dn. II Jodhpur	PWD	9(3)	2017-19	1
68.	XEN PWD Dn. Falodi	PWD	10(3)	2018-19	1
69.	XEN PWD Dn. Sardarsahar	PWD	8(3)	2018-19	1
70.	XEN PHED Rural Dn Bhilwara	PHED	10(3)	2/14 to 3/19	1
71.	XEN PHED Div Shahpura (Bhilwara)	PHED	12(3)	2015-19	1
72.	XEN PHED Div.Alwar	PHED	7(3)	2015-19	1
73.	XEN PHED City Div Bhilwara	PHED	11(3)	2015-19	1
74.	XEN PHED Div Rajgarh (Alwar)	PHED	12(3)	2016-19	1
75.	XEN PHED Rural Div-I, NCR-Alwar	PHED	10(3)	9/13 to 3/19	1
76.	XEN,PHED Div-Tonk	PHED	8(3)	2016-19	1
77.	XEN PHED Distt. Rural Div-II Bikaner	PHED	14(3)	2016-19	1
78.	XEN PHED Rural Div-II Alwar	PHED	12(3)	9/13 to 3/19	1
79.	XEN PHED Div Malpura (Tonk)	PHED	8(3)	10/13 to 3/19	1
80.	XEN PHED Distt. Rural Div I Bikaner	PHED	12(3)	2015-19	1
81.	XEN PHED NCR Div-Bhiwadi	PHED	12(3)	9/13 to 3/19	1

S. No.	Name of division	Deptt.	Para no. of Part-II-B	Period of I.R.	Category of defects
1	2	3	4	5	6
	(Alwar)				
82.	XEN PHED PDR City Dn-I, Bikaner	PHED	8(3)	2016-19	1
83.	XEN PHED City Div II Ajmer	PHED	10(3)	2016-19	1
84.	XEN PHED PDR City Dn-III, Bikaner	PHED	9(3)	2015-19	1
85.	XEN Distt. Rural Dn. Ajmer	PHED	10(3)	2016-19	1
86.	XEN PHED PDR City Div II Bikaner	PHED	7(3)	2015-19	1
87.	XEN PHED Div Kishangarh	PHED	8(3)	2015-19	1
88.	XEN PHED City Div I Ajmer	PHED	9(3)	2015-19	1
89.	XEN PHED Project Dn Ajmer	PHED	7(3)	2016-19	1
90.	XEN PHED Distt. Rural Div Sriganganager	PHED	9(3)	2016-19	1
91.	XEN PHED Div Beawar	PHED	10(3)	2016-19	1
92.	XEN PHED City Div Sriganganager	PHED	9(3)	2014-19	1
93.	XEN PHED Proj. Div Jawaja (Beawar)	PHED	5(3)	10/13 to 3/19	1
94.	XEN PHED Proj. Div Kekri	PHED	6(3)	2016-19	1
95.	XEN PHED Div Anoopgarh	PHED	9(3)	2015-19	1
96.	XEN PHED Proj Div Shahapura (Bhilwara)	PHED	5(3)	10/13 to 3/19	1
97.	XEN PHED Dn.Nagaur	PHED	11(3)	2016-19	1
98.	XEN PHED Div Hanumangarh	PHED	12(3)	2016-19	1
99.	XEN PHED Dn Suratgarh	PHED	9(3)	2016-19	1
100.	XEN PHED Dn Mertacity (Nagaur)	PHED	9(3)	2016-19	1
101.	XEN PHED Dn Churu	PHED	9(3)	2016-19	1
102.	XEN PHED Proj. Dn Nagaur	PHED	5(3)	2016-19	1
103.	XEN PHED Dn Makrana	PHED	10(3)	2016-19	1
104.	XEN PHED Dn Sujangarh	PHED	11(3)	2016-19	1
105.	XEN PHED Dn Deedwana	PHED	8(3)	2016-19	1
106.	XEN PHED Dn Nohar (Hanumangarh)	PHED	6(3)	2016-19	1
107.	XEN PHED Dn Ratangarh (Churu)	PHED	11(3)	2016-19	1
108.	XEN PHED PMC Dn-I Jayal (Nagaur)	PHED	6(3)	10/13 to 3/19	1
109.	XEN PHED Proj. Dn Gulabpura (Bhilwara)	PHED	9(3)	2015-19	1
110.	XEN PHED Proj. Dn Mertacity (Nagaur)	PHED	6(3)	2016-19	1
111.	XEN PHED Proj. Dn Kuchaman city (Nagaur)	PHED	4(3)	10/13-03/19	1
112.	XEN PHED PMC Dn Deedwana (Nagaur)	PHED	4(3)	2014-19	1
113.	XEN PHED Dn Behrore, Alwar	PHED	10(3)	2016-19	1
114.	<b>EE, Water Resource Department, Jawai Canal Division- Sumerpur (Pali)</b>	<b>WRD</b>	<b>9(iii)</b>	<b>4/2018 to 3/2019</b>	<b>1(ii)</b>
115.	EE, Water Resource Department, Division- Pali	WRD	11(iii)	4/2018 to 3/2019	1

S. No.	Name of division	Deptt.	Para no. of Part-II-B	Period of I.R.	Category of defects
1	2	3	4	5	6
116.	EE, Water Resource Department, NCP Division- II Sanchore	WRD	10(iii)	4/2017 to 3/2018	1
<b>117.</b>	<b>EE, Water Resource Department, Division- Dungarpur</b>	<b>WRD</b>	<b>7(iii)</b>	<b>4/2017 to 3/2018</b>	<b>1</b>
<b>118.</b>	<b>EE, Water Resource Department, Division- Banswara</b>	<b>WRD</b>	<b>7(v)</b>	<b>4/2017 to 3/2018</b>	<b>1</b>
119.	EE, Water Resource Department, NCP Division- I Sanchore	WRD	11(x)(i)	4/2017 to 3/2018	1
<b>120.</b>	<b>EE, Water Resource Department, Division- Rajsamand</b>	<b>WRD</b>	<b>7(iii)</b>	<b>4/2017 to 3/2018</b>	<b>1</b>
<b>121.</b>	<b>EE, Water Resource Department, NCP Division- IV Sanchore</b>	<b>WRD</b>	<b>7(iii)</b>	<b>4/2017 to 3/2018</b>	<b>1</b>
<b>122.</b>	<b>EE, Water Resource Department, Division- Pratapgarh</b>	<b>WRD</b>	<b>5(iii)</b>	<b>4/2017 to 3/2018</b>	<b>1</b>
123.	EE, Water Resource Department, NCP Division- V Sanchore	WRD	6(iii)	4/2017 to 3/2018	1
124.	EE, Water Resource Department, Division Anoopgarh	WRD	7(v)	4/2016 to 3/2018	1
<b>125.</b>	<b>EE, Water Resource Department, Division Suratgarh</b>	<b>WRD</b>	<b>6(iii)</b>	<b>4/2017 to 3/2018</b>	<b>1</b>
126.	EE, Water Resource Department, Rego. Division Sriganganagar	WRD	4(iii)	4/2017 to 3/2018	1
<b>127.</b>	<b>EE, RWSRP Raisinghnagar</b>	<b>WRD</b>	<b>6(v)</b>	<b>4/2017 to 3/2018</b>	<b>1</b>
<b>128.</b>	<b>EE, Water Resource Department, Division- Rawatsar</b>	<b>WRD</b>	<b>12(v)</b>	<b>4/2018 to 3/2019</b>	<b>1</b>
<b>129.</b>	<b>EE, Water Resource Department, Division-II Hanumangarh</b>	<b>WRD</b>	<b>10(iii)</b>	<b>4/2018 to 3/2019</b>	<b>1</b>
<b>130.</b>	<b>EE, Water Resource Department, Division-I Hanumangarh</b>	<b>WRD</b>	<b>8(v)</b>	<b>4/2018 to 3/2019</b>	<b>1</b>
<b>131.</b>	<b>EE, Water Resource Department, Division- Nohar</b>	<b>WRD</b>	<b>8(iii)</b>	<b>4/2018 to 3/2019</b>	<b>1</b>
132.	EE, Water Resource Department, Regulation Div. Hanumangarh	WRD	6(iii)	4/2018 to 3/2019	1
<b>133.</b>	<b>EE, Water Resource Department, Division Rawatsar</b>	<b>WRD</b>	<b>6(v)</b>	<b>4/2017 to 3/2018</b>	<b>1</b>
<b>134.</b>	<b>EE, Water Resource Department, Rajgarh Medium Irrigation Project Division- Bhawani Mandi Jhalawar</b>	<b>WRD</b>	<b>7(iii)</b>	<b>4/2017 to 3/2018</b>	<b>1</b>
<b>135.</b>	<b>EE, Water Resource Department, Parwan Project Division- I, Jhalawar</b>	<b>WRD</b>	<b>5(iii)</b>	<b>4/2013 to 3/2018</b>	<b>1</b>
<b>136.</b>	<b>EE, Water Resource Department, Division- Kota</b>	<b>WRD</b>	<b>11(2)(ii)</b>	<b>4/2017 to 3/2018</b>	<b>1</b>
<b>137.</b>	<b>EE, Water Resource Department, Parwan Project Division- II, Jhalawar</b>	<b>WRD</b>	<b>4(iii)</b>	<b>10/2013 to 3/2018</b>	<b>1</b>
<b>138.</b>	<b>EE, Water Resource Department, Division- Jhalawar</b>	<b>WRD</b>	<b>7(iii)</b>	<b>4/2017 to 3/2018</b>	<b>1</b>

S. No.	Name of division	Deptt.	Para no. of Part-II-B	Period of I.R.	Category of defects
1	2	3	4	5	6
139.	<b>EE, Water Resource Department, Division-II, Chhabra</b>	<b>WRD</b>	<b>11(iii)</b>	<b>4/2017 to 3/2018</b>	<b>1</b>
140.	EE, Water Resource Department, Division- Sirohi	WRD	8(iii)	4/2017 to 3/2018	1
141.	<b>EE, Water Resource Department, Division- I, Baran</b>	<b>WRD</b>	<b>8(iii)</b>	<b>4/2017 to 3/2018</b>	<b>1</b>
142.	EE, Water Resource Department, Division- Bundi	WRD	9(iii)	4/2016 to 3/2018	1
143.	<b>EE, Water Resource Department, Jawai Canal Division- Sumerpur (Pali)</b>	<b>WRD</b>	<b>7(iii)</b>	<b>4/2017 to 3/2018</b>	<b>2</b>
144.	<b>EE, Water Resource Department, Division- Aklera Jhalawar</b>	<b>WRD</b>	<b>9(iii)</b>	<b>4/2017 to 3/2018</b>	<b>1</b>
145.	<b>EE, Khamera Nahar Dn. Mahi Project Banswara</b>	<b>WRD</b>	<b>4(v)</b>	<b>4/2017 to 3/2018</b>	<b>1</b>
146.	EE, Dam Dn.I Mahi Project Banswara	WRD	8(iii)	4/2018 to 3/2019	1
147.	EE, Supply Dn. LMC Mahi Project Banswara	WRD	4(iii)	4/2017 to 3/2018	1
148.	EE, BBSC Div. Banswara	WRD	5(iii)	4/2017 to 3/2018	1
149.	<b>XEN, Water Resource Department, Division- Alwar</b>	<b>WRD</b>	<b>8(v)</b>	<b>4/2018 to 3/2019</b>	<b>1</b>
150.	XEN, Water Resource Department, Division- II Bhilwara	WRD	9(iii)	4/2018 to 3/2019	1
151.	XEN, Water Resource Department, Division- Dausa	WRD	7(iii)	4/2017 to 3/2019	1
152.	<b>EE, Water Resource Department, Chawadi Project Division- Jhalawar</b>	<b>WRD</b>	<b>8(iii)</b>	<b>4/2017 to 3/2018</b>	<b>1</b>
153.	<b>XEN, Water Resource Department, Division- tonk</b>	<b>WRD</b>	<b>8(3)</b>	<b>4/2018 to 3/2019</b>	<b>1</b>
154.	EE, Dam Dn.I Mahi Project Banswara	WRD	7(iii)	4/2017 to 3/2018	1
155.	<b>EE, Water Resource Department, Division-II Dholpur</b>	<b>WRD</b>	<b>7(iii)</b>	<b>4/2017 to 3/2018</b>	<b>1</b>
156.	Ex.En. IGNP 24th Dn. Phalodi, Jodhpur	IGNP	6(iii)	04/2013 to 03/2018	1
157.	<b>EE IGNP 20<sup>th</sup> Division, Bikaner</b>	<b>IGNP</b>	<b>6(v)</b>	<b>04/2018 to 03/2019</b>	<b>1</b>
158.	<b>EE IGNP Kolayat lift Division, Bikaner</b>	<b>IGNP</b>	<b>5(v)</b>	<b>04/2018 to 03/2019</b>	<b>1</b>
159.	Ex. En. TMC, IGNP, mohangarh	IGNP	7(iii)	04/2016 to 03/2018	1

**ABSTRACT**

<b>Name of Deptt.</b>	<b>No. of Units</b>	<b>Amount (in lakhs)</b>
PWD	69	-
PHED	44	-
WRD	42	-
IGNP	04	-
CAD	-	-
<b>Total</b>	<b>159</b>	<b>-</b>

## Appendix-C

**Statement showing names of divisions whose register of works and works abstract were not maintained**

### Category of defects:

5. Works register were not maintained.
6. Works Abstracts were not maintained.
7. Works registers were not maintained properly.

S. No.	Name of division	Deptt.	Para no. of Part-II-B	Period of I.R.	Category of defects
1	2	3	4	5	6
1.	<b>XEN PWD Dn. Navalgarh</b>	<b>PWD</b>	<b>10(4)</b>	<b>2018-19</b>	<b>1</b>
2.	<b>XEN PWD Dn Sikar</b>	<b>PWD</b>	<b>6(4)</b>	<b>2018-19</b>	<b>2</b>
3.	<b>XEN PWD Dn-III Jaipur</b>	<b>PWD</b>	<b>5(5)</b>	<b>2018-19</b>	<b>1</b>
4.	<b>XEN PWD NH Dn Pali</b>	<b>PWD</b>	<b>6(5)</b>	<b>2018-19</b>	<b>1</b>
5.	XEN PWD Dn Chaksu	PWD	7(5)	2018-19	1
6.	<b>XEN PWD Dn Parbatsar Nagaur</b>	<b>PWD</b>	<b>6(4)</b>	<b>2018-19</b>	<b>1</b>
7.	<b>XEN PWD Dn Hanumangarh</b>	<b>PWD</b>	<b>5(5)</b>	<b>2018-19</b>	<b>1</b>
8.	XEN PWD Dn Bridge Proj. Bundi	PWD	8(5)	2018-19	2
9.	<b>XEN PWD Dn Mandalgarh bhilwara</b>	<b>PWD</b>	<b>8(6)</b>	<b>2018-19</b>	<b>1</b>
10.	XEN PWD Dn Rajakhera Dholpur	PWD	6(4)	2018-19	1
11.	XEN PWD Dn Bundi	PWD	6(6)	2016-19	1
12.	<b>XEN PWD Dn-I-Sawaimadhopur</b>	<b>PWD</b>	<b>9(4)</b>	<b>2018-19</b>	<b>1</b>
13.	<b>XEN PWD Dn-Sapotara</b>	<b>PWD</b>	<b>8(5)</b>	<b>2018-19</b>	<b>1</b>
14.	<b>XEN PWDDn Hindaun,city</b>	<b>PWD</b>	<b>15(x)</b>	<b>2018-19</b>	<b>1</b>
15.	XEN PWD Dn-I Barmer	PWD	6(4)	2018-19	2
16.	<b>XEN PWD Dn Bayana</b>	<b>PWD</b>	<b>9(4)</b>	<b>2018-19</b>	<b>2</b>
17.	XEN PWD Distt. Dn-bassi	PWD	13(5)	2017-19	1
18.	XEN PWD Dn Kushalgarh	PWD	8(4)	2017-19	1
19.	XEN PWD Dn Sagwara	PWD	7(5)	2017-19	2
20.	XEN PWD Dn Nagaur	PWD	5(5)	2018-19	1
21.	XEN PWD City Dn. Ajmer	PWD	6(4)	2018-19	1
22.	XEN PWD Distt. Dn-Ajmer	PWD	11(5)	2018-19	1
23.	XEN PWD Dn.Bali	PWD	7(11)	2017-19	1
24.	XEN PWD Dn-Neemkathana	PWD	13(4)	2018-19	1
25.	<b>XEN PWD NH Dn-I Jaipur</b>	<b>PWD</b>	<b>7(4)</b>	<b>2018-19</b>	<b>2</b>
26.	XEN PWD sikandara Dausa	PWD	5(4)	2018-19	2
27.	<b>XEN PWD Dn-II Alwar</b>	<b>PWD</b>	<b>9(5)</b>	<b>2018-19</b>	<b>2</b>
28.	XEN PWD Distt. Dn-1 Jodhpur	PWD	6(2)	2017-19	1
29.	<b>XEN PWD Balotra</b>	<b>PWD</b>	<b>4(4)</b>	<b>2018-19</b>	<b>1</b>
30.	<b>XEN PWD Dn Dausa</b>	<b>PWD</b>	<b>9(5)</b>	<b>2018-19</b>	<b>1</b>
31.	<b>XEN PWD Dn etawah Kota</b>	<b>PWD</b>	<b>6(4)</b>	<b>2018-19</b>	<b>2</b>
32.	XEN PWD Dn Anoopgarh	PWD	7(5)	2018-19	2
33.	XEN PWD Ratangarh, Churu	PWD	6(4)	2018-19	1
34.	<b>XEN PWD city Dn Udaipur</b>	<b>PWD</b>	<b>7(5)</b>	<b>2018-19</b>	<b>1</b>
35.	XEN PWD Dn Rajsamand	PWD	6(5)	2018-19	1
36.	<b>XEN PWD Dn Begun</b>	<b>PWD</b>	<b>8(6)</b>	<b>2018-19</b>	<b>1</b>
37.	<b>XEN PWD Dn Simalwara</b>	<b>PWD</b>	<b>9(5)</b>	<b>2018-19</b>	<b>1</b>
38.	<b>XEN PWD Dn-I Banswara</b>	<b>PWD</b>	<b>6(5)</b>	<b>2018-19</b>	<b>1</b>

S. No.	Name of division	Deptt.	Para no. of Part-II-B	Period of I.R.	Category of defects
1	2	3	4	5	6
39.	XEN PWD Dn Tonk	PWD	7(4)	2018-19	2
<b>40.</b>	<b>XEN PWD Dn Rajgarh, Alwar</b>	<b>PWD</b>	<b>8(4)</b>	<b>2018-19</b>	<b>1</b>
41.	XEN PWD City Dn-Bikaner	PWD	5(5)	2018-19	1
42.	XEN PWD Dn- Kotada	PWD	7(5)	2014-19	1
43.	XEN PWD Dn- Jalore	PWD	10(6)	2018-19	1
44.	XEN PWD Dn-Sriganganager	PWD	10(d)	2018-19	1
45.	XEN PWD Dn –Dudu	PWD	8(5)	2017-19	1
46.	XEN PWD Dn –Behror	PWD	5(6)	2016-19	1
47.	XEN PWD Dn-Kotputali	PWD	9(5)	2018-19	1
<b>48.</b>	<b>XEN PWD Dn Dungarpur</b>	<b>PWD</b>	<b>6(5)</b>	<b>2018-19</b>	<b>1</b>
49.	XEN PWD NH Dn- Jalawar	PWD	8(5)	2016-19	1
50.	XEN PWD Distt. Dn –Kota	PWD	7(4)	2018-19	1
51.	XEN PWD Dn- Sahabad	PWD	7(4)	2018-19	1
52.	XEN PWD Dn-Jhalawar	PWD	8(4)	2018-19	1
53.	XEN PWD Dn- Nenwa	PWD	8(6)	2016-19	1
<b>54.</b>	<b>XEN PWD Dn- Baran</b>	<b>PWD</b>	<b>7(5)</b>	<b>2018-19</b>	<b>1</b>
<b>55.</b>	<b>XEN PWD Dn- Chhabra</b>	<b>PWD</b>	<b>8(5)</b>	<b>2018-19</b>	<b>1</b>
<b>56.</b>	<b>XEN PWD Dn. Kunchaman City</b>	<b>PWD</b>	<b>8(4,5)</b>	<b>2018-19</b>	<b>1,2</b>
<b>57.</b>	<b>XEN PWD Dn. Kekri Ajmer</b>	<b>PWD</b>	<b>13(4,5)</b>	<b>2018-19</b>	<b>1,2</b>
<b>58.</b>	<b>XEN PWD Dn. Deedwana Nagaur</b>	<b>PWD</b>	<b>9(5)</b>	<b>2018-19</b>	<b>1</b>
<b>59.</b>	<b>XEN PWD Dn. Degana Nagaur</b>	<b>PWD</b>	<b>7(4,5)</b>	<b>2018-19</b>	<b>1,2</b>
<b>60.</b>	<b>XEN PWD Dn. II Sawaimadhopur</b>	<b>PWD</b>	<b>8(5,6)</b>	<b>2018-19</b>	<b>1,2</b>
<b>61.</b>	<b>XEN PWD Dn. Beawar Ajmer</b>	<b>PWD</b>	<b>12(5)</b>	<b>2018-19</b>	<b>1</b>
<b>62.</b>	<b>XEN PWD NH Dn. Barmer</b>	<b>PWD</b>	<b>5(4,5)</b>	<b>2018-19</b>	<b>1,2</b>
<b>63.</b>	<b>XEN PWD Dn. Shahpura Jaipur</b>	<b>PWD</b>	<b>4(4)</b>	<b>2018-19</b>	<b>1</b>
<b>64.</b>	<b>XEN PWD Dn. Fulera</b>	<b>PWD</b>	<b>7(4,11)</b>	<b>2018-19</b>	<b>1,2</b>
<b>65.</b>	<b>XEN PWD Dn. Balotra</b>	<b>PWD</b>	<b>4(4,6)</b>	<b>2018-19</b>	<b>1,2</b>
66.	XEN PWD Dn. Dausa	PWD	10(5)	2018-19	1
<b>67.</b>	<b>XEN PWD Dn. Nohar</b>	<b>PWD</b>	<b>10(c)</b>	<b>2018-19</b>	<b>1</b>
68.	XEN PWD Electric Dn.Banswara	PWD	9(5,6)	2018-19	1,2
69.	XEN PWD Electric Dn. I Jaipur	PWD	6(5,6)	2018-19	1,2
70.	XEN PWD Dn. II Jodhpur	PWD	9(4,5)	2017-19	1,2
71.	XEN PWD Dn. Falodi	PWD	10(4)	2018-19	1
72.	XEN PWD Dn. Mangrol	PWD	6(4,5)	2016-19	1,2
<b>73.</b>	<b>XEN PWD Dn.-III Pratapgarh</b>	<b>PWD</b>	<b>5(4,5)</b>	<b>2018-19</b>	<b>1,2</b>
<b>74.</b>	<b>XEN PWD Dn. Dhariyawad</b>	<b>PWD</b>	<b>7(4,5)</b>	<b>2018-19</b>	<b>1,2</b>
<b>75.</b>	<b>XEN PWD Dn. Nimbahera</b>	<b>PWD</b>	<b>9(4)</b>	<b>2018-19</b>	<b>1</b>
<b>76.</b>	<b>XEN PWD Dn. Ballabhnager</b>	<b>PWD</b>	<b>8(5,6)</b>	<b>2018-19</b>	<b>1,2</b>
<b>77.</b>	<b>XEN PWD Dn. Aburoad</b>	<b>PWD</b>	<b>9(5,6)</b>	<b>2018-19</b>	<b>1,2</b>
<b>78.</b>	<b>XEN PWD Dn. Chittorgarh</b>	<b>PWD</b>	<b>9(4,5)</b>	<b>2018-19</b>	<b>1,2</b>
<b>79.</b>	<b>XEN PWD Dn. Suratgarh</b>	<b>PWD</b>	<b>6(4,5)</b>	<b>2018-19</b>	<b>1,2</b>
<b>80.</b>	<b>XEN PWD Dn. Khetri</b>	<b>PWD</b>	<b>10(4,5)</b>	<b>2018-19</b>	<b>1,2</b>
<b>81.</b>	<b>XEN PWD Dn. Jhujhunu</b>	<b>PWD</b>	<b>11(4,5)</b>	<b>2018-19</b>	<b>1,2</b>
<b>82.</b>	<b>XEN PWD Dn. Fatehpur</b>	<b>PWD</b>	<b>7(4,5)</b>	<b>2018-19</b>	<b>1,2</b>
83.	XEN PWD NCRPB Dn., Alwer	PWD	8(4,5)	2017-19	1,2
84.	XEN PWD Dn. Lakheri	PWD	7(5,6)	2014-19	1,2
85.	XEN PWD Dn. Pratapgarh II, Arnod	PWD	7(4,5)	2018-19	1,2



S. No.	Name of division	Deptt.	Para no. of Part-II-B	Period of I.R.	Category of defects
1	2	3	4	5	6
86.	XEN PWD Dn. Pali	PWD	7(4,5)	2017-19	1,2
87.	XEN PWD Dn. Sojat City	PWD	10(5,6)	2017-19	1,2
88.	XEN PHED Rural Dn Bhilwara	PHED	10(4)(5)	2/14 to 3/19	1,2
89.	XEN PHED Div Shahapura (Bhilwara)	PHED	12(4)(5)	2015-19	1,2
90.	XEN PHED Div. Alwar	PHED	7(4)	2015-19	1
91.	XEN PHED City Div Bhilwara	PHED	11(4)(5)	2015-19	1,2
92.	XEN PHED Div Rajgarh (Alwar)	PHED	12(5)	2016-19	1
93.	XEN PHED Rural Div-NCR I- Alwar	PHED	10(4)(5)	9/13 to 3/19	1,2
94.	XEN,PHED Div-Tonk	PHED	8(3)(4)	2016-19	1,2
95.	XEN PHED Div-I Bikaner	PHED	12(4,5)	2015-19	1,2
96.	XEN PHED Rural Div-II Alwar	PHED	12(5)	9/13 to 3/19	1
97.	XEN PHED Div Malpura (Tonk)	PHED	8(4,5)	10/13 to 3/19	1,2
98.	XEN PHED Distt. Rural Div II Bikaner	PHED	14(5)	2016-19	1
99.	XEN PHED NCR Div-Bhiwadi (Alwar)	PHED	12(5)	9/13 to 3/19	1
100.	XEN PHED PDR City Dn-I, Bikaner	PHED	8(4)(5)	2016-19	1
101.	XEN PHED City Div II Ajmer	PHED	10(4,5)	2016-19	1,2
102.	XEN PHED PDR City Dn-III, Bikaner	PHED	9(4)	2015-19	1
103.	XEN Distt. Rural Div Ajmer	PHED	10(4,5)	2016-19	1,2
104.	XEN PHED PDR City Div II Bikaner	PHED	7(4,5)	2015-19	1,2
105.	XEN PHED Div Kishangarh	PHED	8(4)(5)	2015-19	1,2
106.	XEN PHED City Div I Ajmer	PHED	9(4)	2015-19	1
107.	XEN PHED Project Dn Ajmer	PHED	7(4,5)	2016-19	1,2
108.	XEN PHED Distt Rural Div Sriganganager	PHED	9(4,5)	2016-19	1,2
109.	XEN PHED Div Beawar	PHED	10(4,5)	2016-19	1,2
110.	XEN PHED City Div Sriganganager	PHED	9(4)(5)	2014-19	1,2
111.	XEN PHED Proj. Div Jawaja (Beawar)	PHED	5(4)	10/13 to 3/19	2
112.	XEN PHED Proj. Div Kekri	PHED	6(4,5)	2016-19	1,2
113.	XEN PHED Div Anoopgarh	PHED	9(4,5)	2015-19	1,2
114.	XEN PHED Proj. Div Shahapura (Bhilwara)	PHED	5(4,5)	10/13 to 3/19	1,2
115.	XEN PHED Dn.Nagaur	PHED	11(4,5)	2016-19	1,2
116.	XEN PHED Div Hanumangarh	PHED	12(4,5)	2016-19	1
117.	XEN PHED Dn Suratgarh	PHED	9(4,5)	2016-19	1,2
118.	XEN PHED Dn Mertacity (Nagaur)	PHED	9(4)(5)	2016-19	1,2
119.	XEN PHED Dn Churu	PHED	9(4)(5)	2016-19	1,2
120.	XEN PHED Proj. Dn Nagaur	PHED	5(4,5)	2016-19	1,2

S. No.	Name of division	Deptt.	Para no. of Part-II-B	Period of I.R.	Category of defects
1	2	3	4	5	6
121.	XEN PHED Dn Makrana	PHED	10(4)	2016-19	1
122.	XEN PHED Dn Sujangarh	PHED	11(4)(5)	2016-19	1,2
123.	XEN PHED Dn Deedwana	PHED	8(4,5)	2016-19	1,2
124.	XEN PHED Dn Nohar (Hanumangarh)	PHED	6(4,5)	2016-19	1,2
125.	XEN PHED Dn Ratangarh (Churu)	PHED	11(4,5)	2016-19	1,2
126.	XEN PHED PMC Dn Jayal (Nagaur)	PHED	6(4)	10/13 to 3/19	1
127.	XEN PHED Proj. Dn Gulabpura (Bhilwara)	PHED	9(4,5)	2015-19	1,2
128.	XEN PHED Proj. Dn Mertacity (Nagaur)	PHED	6(4,5)	2016-19	1,2
129.	XEN PHED PMC Dn Deedwana (Nagaur)	PHED	4(4)(5)	2014-19	1,2
130.	XEN PHED Proj. Dn Kuchaman city (Nagaur)	PHED	4(4,5)	10/13-03/19	1,2
131.	XEN PHED Dn Behrore, Alwar	PHED	10(4)	2016-19	1
132.	<b>EE, Water Resource Department, Jawai Canal Division- Sumerpur (Pali)</b>	<b>WRD</b>	<b>9(iv)</b>	<b>4/2018 to 3/2019</b>	<b>1</b>
			<b>9(v)</b>		<b>2</b>
133.	EE, Water Resource Department, Division- Jodhpur	WRD	7(iii)	4/2018 to 3/2019	1
			7(iv)		2
134.	EE, Water Resource Department, Division- Pali	WRD	11(iv)	4/2018 to 3/2019	1
			11(v)		2
135.	EE, Water Resource Department, NCP Division- II Sanchore	WRD	10(iv)	4/2017 to 3/2018	2
136.	<b>EE, Water Resource Department, Division- Dungarpur</b>	<b>WRD</b>	<b>7(iv)</b>	<b>4/2017 to 3/2018</b>	<b>1</b>
			<b>7(v)</b>		<b>2</b>
137.	EE, Water Resource Department, Division- Banswara	WRD	7(iv)	4/2017 to 3/2018	1
138.	EE, Water Resource Department, NCP Division- I Sanchore	WRD	11(?k)	4/2017 to 3/2018	2
139.	<b>EE, Water Resource Department, Division- Udaipur</b>	<b>WRD</b>	<b>7(i)</b>	<b>4/2017 to 3/2018</b>	<b>1</b>
140.	<b>EE, Water Resource Department, Division- Rajsamand</b>	<b>WRD</b>	<b>7(iv)</b>	<b>4/2017 to 3/2018</b>	<b>1</b>
			<b>7(v)</b>		<b>2</b>
141.	<b>EE, Water Resource Department, NCP Division- IV Sanchore</b>	<b>WRD</b>	<b>7(iv)</b>	<b>4/2017 to 3/2018</b>	<b>2</b>
			<b>7(v)</b>		<b>1</b>
142.	<b>EE, Water Resource Department, Division- Pratapgarh</b>	<b>WRD</b>	<b>5(iv)</b>	<b>4/2017 to 3/2018</b>	<b>1</b>
			<b>5(v)</b>		<b>2</b>
143.	EE, Water Resource Department, NCP Division- V Sanchore	WRD	6(iv)	4/2017 to 3/2018	2
			6(v)		1

S. No.	Name of division	Deptt.	Para no. of Part-II-B	Period of I.R.	Category of defects
1	2	3	4	5	6
144.	EE, Water Resource Department, Division Anoopgarh	WRD	7(iii)	4/2016 to 3/2018	1
			7(iv)		2
145.	<b>EE, Water Resource Department, Division Suratgarh</b>	<b>WRD</b>	<b>6(iv)</b>	<b>4/2017 to 3/2018</b>	<b>1</b>
			<b>6(xiv)</b>		<b>2</b>
146.	EE, Water Resource Department, Rego. Division Sriganganagar	WRD	4(iv)	4/2017 to 3/2018	1
			4(v)		2
147.	<b>EE, RWSRP Raisinghnagar</b>	<b>WRD</b>	<b>6(iv)</b>	<b>4/2017 to 3/2018</b>	<b>2</b>
148.	<b>EE, Water Resource Department, Division- Rawatsar</b>	<b>WRD</b>	<b>12(iv)</b>	<b>4/2018 to 3/2019</b>	<b>2</b>
149.	<b>EE, Water Resource Department, Division-II Hanumangarh</b>	<b>WRD</b>	<b>10(v)</b>	<b>4/2018 to 3/2019</b>	<b>2</b>
150.	<b>EE, Water Resource Department, Division-I Hanumangarh</b>	<b>WRD</b>	<b>8(iii)</b>	<b>4/2018 to 3/2019</b>	<b>1</b>
			<b>8(iv)</b>		<b>2</b>
151.	<b>EE, Water Resource Department, Division- Nohar</b>	<b>WRD</b>	<b>8(iv)</b>	<b>4/2018 to 3/2019</b>	<b>1</b>
			8(v)		2
152.	EE, Water Resource Department, Regulation Div. Hanumangarh	WRD	6(v)	4/2018 to 3/2019	2
153.	<b>EE, Water Resource Department, Division Rawatsar</b>	<b>WRD</b>	<b>6(iv)</b>	<b>4/2017 to 3/2018</b>	<b>2</b>
154.	EE, Water Resource Department, Rajgarh Medium Irrigation Project Division- Bhawani Mandi Jhalawar	WRD	7(iv)	4/2017 to 3/2018	2
			7(xi)		2
155.	<b>EE, Water Resource Department, Parwan Project Division- I, Jhalawar</b>	<b>WRD</b>	<b>5(v)</b>	<b>4/2013 to 3/2018</b>	<b>1</b>
			<b>5(vi)</b>		<b>2</b>
156.	EE, Water Resource Department, NCP Division- III Sanchoe	WRD	9(iv)	4/2017 to 3/2018	2
157.	<b>EE, Water Resource Department, Division- Kota</b>	<b>WRD</b>	<b>11(iii)</b>	<b>4/2017 to 3/2018</b>	<b>2</b>
			<b>11(xi)</b>		<b>1</b>
158.	<b>EE, Water Resource Department, Parwan Project Division- II, Jhalawar</b>	<b>WRD</b>	<b>4(v)</b>	<b>10/2013 to 3/2018</b>	<b>1</b>
			<b>4(vi)</b>		<b>2</b>
			<b>4(vii)</b>		<b>1</b>
159.	EE, Water Resource Department, Division- Jodhpur	WRD	12(iii)	4/2017 to 3/2018	1
			12(iv)		2
160.	<b>EE, Water Resource Department, Division- Jhalawar</b>	<b>WRD</b>	<b>7(v)</b>	<b>4/2017 to 3/2018</b>	<b>1</b>
			<b>7(vi)</b>		<b>2</b>
161.	<b>EE, Water Resource Department, Division-II, Chhabra</b>	<b>WRD</b>	<b>11(iv)</b>	<b>4/2017 to 3/2018</b>	<b>1</b>
			<b>11(v)</b>		<b>2</b>
162.	EE, Water Resource Department,	WRD	8(iv)	4/2017 to	2

S. No.	Name of division	Deptt.	Para no. of Part-II-B	Period of I.R.	Category of defects
1	2	3	4	5	6
	Division- Sirohi			3/2018	
			8(v)		1
<b>163.</b>	<b>EE, Water Resource Department, Division- I, Baran</b>	<b>WRD</b>	<b>8(iv)</b>	<b>4/2017 to 3/2018</b>	<b>1</b>
			<b>8(v)</b>		<b>2</b>
164.	EE, Water Resource Department, Division- Bundi	WRD	9(iv)	4/2016 to 3/2018	1
			9(v)		2
<b>165.</b>	<b>EE, Water Resource Department, Jawai Canal Division- Sumerpur (Pali)</b>	<b>WRD</b>	<b>7(iv)</b>	<b>4/2017 to 3/2018</b>	<b>3</b>
			<b>7(v)</b>		<b>3</b>
<b>166.</b>	<b>EE, Water Resource Department, Division- III, Baran</b>	<b>WRD</b>	<b>6(iii)</b>	<b>4/2017 to 3/2018</b>	<b>3</b>
			<b>6(iv)</b>		<b>2</b>
<b>167.</b>	<b>EE, Water Resource Department, Division- Aklera Jhalawar</b>	<b>WRD</b>	<b>9(v)</b>	<b>4/2017 to 3/2018</b>	<b>1</b>
			<b>9(vi)</b>		<b>2</b>
<b>168.</b>	<b>EE, Khamera Nahar Dn. Mahi Project Banswara</b>	<b>WRD</b>	<b>4(iv)</b>	<b>4/2017 to 3/2018</b>	<b>2</b>
<b>169.</b>	<b>EE, Dam Dn.I Mahi Project Banswara</b>	<b>WRD</b>	<b>8(v)</b>	<b>4/2018 to 3/2019</b>	<b>1</b>
			8(vi)		2
170.	EE, Supply Dn. LMC Mahi Project Banswara	WRD	4(iv)	4/2017 to 3/2018	2
			4(xi)		1
171.	EE, BBSC Div. Banswara	WRD	5(iv)	4/2017 to 3/2018	1
			5(v)		2
172.	XEN, Water Resource Department, Division- II Bhilwara	WRD	9(iv)	4/2018 to 3/2019	1
			9(v)		2
173.	XEN, Water Resource Department, Division- Chittorgarh	WRD	7(ii)	4/2018 to 3/2019	1
			7(iii)		2
174.	XEN, Water Resource Department, Division- Dausa	WRD	7(iv)	4/2017 to 3/2019	1
			7(v)		2
<b>175.</b>	<b>EE, Water Resource Department, Chawadi Project Division- Jhalawar</b>	<b>WRD</b>	<b>8(iv)</b>	<b>4/2017 to 3/2018</b>	<b>2</b>
			<b>8(xii)</b>		<b>1</b>
<b>176.</b>	<b>XEN, Water Resource Department, Division- tonk</b>	<b>WRD</b>	<b>8(4)</b>	<b>4/2018 to 3/2019</b>	<b>1</b>
			<b>8(5)</b>		<b>2</b>
<b>177.</b>	<b>EE, Dam Dn.I Mahi Project Banswara</b>	<b>WRD</b>	<b>7(v)</b>	<b>4/2017 to 3/2018</b>	<b>1</b>
			<b>7(vi)</b>		<b>2</b>
<b>178.</b>	<b>EE, Water Resource Department, Division- Alwar</b>	<b>WRD</b>	<b>5(iii)</b>	<b>4/2016 to 3/2018</b>	<b>1</b>
			<b>5(iv)</b>		<b>2</b>
<b>179.</b>	<b>EE, Water Resource Department,</b>	<b>WRD</b>	<b>7(iv)</b>	<b>4/2017 to</b>	<b>2</b>

S. No.	Name of division	Deptt.	Para no. of Part-II-B	Period of I.R.	Category of defects
1	2	3	4	5	6
	<b>Division-II Dholpur</b>			<b>3/2018</b>	
			<b>7(xi)</b>		<b>1</b>
<b>180.</b>	<b>EE, Water Resource Department, Division-I Dholpur</b>	<b>WRD</b>	<b>8(iv)</b>	<b>4/2017 to 3/2018</b>	<b>2</b>
			<b>8(xi)</b>		<b>1</b>
181.	EE IGNP Serve & Investigation lift Division, Rawatsar	IGNP	8(iv)	04/2011 to 03/2019	1
182.	Ex.En. IGNP 24th Dn. Phalodi, Jodhpur	IGNP	6(iv)	04/2013 to 03/2018	1
			6(v)		2
<b>183.</b>	<b>Ex. En. TMC, IGNP, mohangarh</b>	<b>IGNP</b>	<b>7(iv)</b>	<b>04/2016 to 03/2018</b>	<b>1</b>
			<b>7(v)</b>		<b>2</b>

**ABSTRACT**

Name of Deptt.	No. of Units	Amount (in lakhs)
PWD	87	-
PHED	44	-
WRD	49	-
IGNP	03	-
CAD	-	-
<b>Total</b>	<b>183</b>	<b>-</b>

## Appendix-D

### Statement showing defects in maintenance of Contract ledger/ Agreement Register

**Category of defects :**

8. Contractor's ledgers were not maintained.
9. Contractor's ledger not maintained properly.
10. Heavy amounts not adjusted.
11. Agreement register not maintained/or not maintained property.

S. No.	Name of division	Deptt.	Para no. of Part-II-B	Period of I.R.	Category of defects
1	2	3	4	5	6
1.	XEN PWD Dn.Begun	PWD	8(9)	2018-19	2
2.	XEN PWD Dn Simalawara	PWD	9(8)	2018-19	1
3.	XEN PWD Dn –Rajgarh, Alwar	PWD	8(13)	2018-19	2
4.	XEN PWD Dn Chaksu	PWD	7(8)	2016-19	1
5.	XEN PWD Dn Bridge Proj. Bundi	PWD	7(8)	2016-19	1
6.	XEN PWD Dn parbatsar Nagaur	PWD	6(6)	2018-19	1
7.	XEN PWD Dn Nagaur	PWD	5(11)	2018-19	1
8.	XEN PWD Dn Rajakhera Dholpur	PWD	6(11)	2018-19	1
9.	XEN PWD Dn Mandalgarh, Bhilwara	PWD	8(9)	2018-19	1
10.	XEN PWD Dn Bundi	PWD	6(8)	2016-19	1
11.	XEN PWD Dn Aklera, Jhalawar	PWD	8(6)	2018-19	1
12.	XEN PWD Dn-I-Sawaimadhopur	PWD	9(7)	2018-19	1
13.	XEN PWD Dn-Sapotara	PWD	8(8)	2018-19	1
14.	XEN PWDDn Hindaun,city	PWD	15(6)	2018-19	1
15.	XEN PWD Dn Bharatpur	PWD	9(9)	2018-19	1
16.	XEN PWD Distt. Dn Bassi	PWD	13(8)	2017-19	1
17.	XEN PWD Dn Kushalgarh	PWD	8(7)	2017-19	1
18.	XEN PWD City Dn Ajmer	PWD	6(5)	2018-19	1
19.	XEN PWD Distt. Dn Ajmer	PWD	11(6)	2018-19	1
20.	XEN PWD Dn-I Barmer	PWD	6(14)	2018-19	1
21.	XEN PWD Dn Bali	PWD	7(5)	2017-19	1
22.	XEN PWD Dn-Neemkathana	PWD	13(5)	2018-19	1
23.	XEN PWD Distt. Dn. -1 Jodhpur	PWD	6(7)	2017-19	1
24.	XEN PWD NH Dn-I Jaipur	PWD	7(10)	2018-19	1
25.	XEN PWD Sikandara Dausa	PWD	5(6)	2018-19	1
26.	XEN PWD Dn-II Alwar	PWD	9(7)	2018-19	1
27.	XEN PWD Dn Dausa	PWD	9(8)	2018-19	1
28.	XEN PWD Dn etawah Kota	PWD	6(8)	2018-19	1
29.	XEN PWD Dn Anoopgarh	PWD	7(3)	2018-19	1
30.	XEN PWD Ratangarh, Churu	PWD	6(14)	2018-19	1
31.	XEN PWD Dn Khanpur, Jhalawar	PWD	7(15)	2018-19	1
32.	XEN PWD City Dn Udaipur	PWD	7(8)	2018-19	1
33.	XEN PWD Dn Rajsamand	PWD	6(6)	2018-19	1
34.	XEN PWD Dn Dudu (Jaipur)	PWD	8(8)	2017-19	1
35.	XEN PWD Dn Behore	PWD	5(13)	2016-19	1
36.	XEN PWD Dn Kotputali	PWD	9(7)	2018-19	1
37.	XEN PWD NH Dn Jhalawar	PWD	8(7)	2016-19	1

S. No.	Name of division	Deptt.	Para no. of Part-II-B	Period of I.R.	Category of defects
1	2	3	4	5	6
38.	XEN PWD Distt. Dn Kota	PWD	7(7)	2018-19	1
39.	XEN PWD Dn-I Banswara	PWD	6(9)	2018-19	1
40.	XEN PWD Dn Sahabad	PWD	7(7)	2018-19	1
41.	XEN PWD Dn Jhalawar	PWD	8(8)	2018-19	1
42.	XEN PWD Dn-Nenwa	PWD	8(10)	2016-19	1
43.	XEN PWD Dn-Baran	PWD	7(7)	2018-19	1
44.	XEN PWD Dn Balotra	PWD	4(14)	2018-19	1
45.	XEN PWD Dn Hanumangarh	PWD	5(7)	2018-19	1
46.	XEN PWD Dn Shriganganager	PWD	10(j)	2018-19	1
47.	XEN PWD Dn Jalore	PWD	10(6)	2017-19	1
48.	XEN PWD Dn. Kotada	PWD	7(11)	2014-19	1
49.	XEN PWD Dn Tonk	PWD	7(5)	2018-19	1
50.	XEN PWD City Dn-Bikaner	PWD	5(5)	2018-19	1
51.	XEN PWD Dn Navalgarh	PWD	10(13)	2018-19	1
52.	XEN PWD Dn Sikar	PWD	6(13)	2018-19	
53.	XEN PWD Dn Chhabra	PWD	8(8)	2018-19	1
54.	XEN PWD Dn. Kunchaman City	PWD	8(6)	2018-19	1
55.	XEN PWD Dn. Kekri Ajmer	PWD	13(8)	2018-19	1
56.	XEN PWD Dn. Deedwana Nagaur	PWD	9(8)	2018-19	1
57.	XEN PWD Dn. Beawar Ajmer	PWD	12(8)	2018-19	1
58.	XEN PWD NH Dn. Barmer	PWD	5(8)	2018-19	1
59.	XEN PWD Dn. Shahpura Jaipur	PWD	4(5)	2018-19	1
60.	XEN PWD Dn. Fulera	PWD	7(5)	2018-19	1
61.	XEN PWD Dn.-I Alwar	PWD	10(7)	2018-19	1
62.	XEN PWD Dn. Nohar	PWD	10(p)	2018-19	1
63.	XEN PWD Dn. Mangrol	PWD	6(4,5)	2016-19	1
64.	XEN PWD Dn.-III Pratapgarh	PWD	5(5)	2018-19	1
65.	XEN PWD Dn. Dhariyawad	PWD	7(10)	2018-19	1
66.	XEN PWD Dn. Nimbahera	PWD	7(8)	2018-19	1
67.	XEN PWD Dn. Ballabhnager	PWD	8(9)	2018-19	1
68.	XEN PWD Dn. Aburoad	PWD	9(9)	2018-19	1
69.	XEN PWD Dn. II Sawaimadhampur	PWD	8(8)	2018-19	1
70.	XEN PWD Dn. Khetri	PWD	10(7)	2018-19	1
71.	XEN PWD Dn. Fatehpur	PWD	7(7)	2018-19	1
72.	XEN PWD Electric Dn. I Jaipur	PWD	6(9)	2018-19	1
73.	XEN PWD Dn. II Jodhpur	PWD	9(5)	2018-19	1
74.	XEN PWD Dn. Pratapgarh II Arnod	PWD	7(13)	2018-19	1
75.	XEN PWD Dn. Pali	PWD	7(8)	2017-19	1
76.	XEN PWD Dn. Sojat City	PWD	10(9)	2017-19	1
77.	XEN PWD Dn. Falodi	PWD	10(7)	2018-19	1
78.	XEN PWD Dn. Electric Dn. Banswara	PWD	9(9)	2018-19	1
79.	XEN PWD Dn. Deedwana Nagaur	PWD	9(5)	2018-19	1
80.	XEN PWD Dn., Sardarsaher	PWD	8(6,15)	2018-19	1,2
81.	XEN PHED Rural Dn Bhilwara	PHED	10(10)	2/14 to 3/19	1
82.	XEN PHED Div Shahapura (Bhilwara)	PHED	12(10)	2015-19	1
83.	XEN PHED Div. Alwar	PHED	7(10)	2015-19	1

S. No.	Name of division	Deptt.	Para no. of Part-II-B	Period of I.R.	Category of defects
1	2	3	4	5	6
84.	XEN PHED City Div Bhilwara	PHED	11(10)	2015-19	1
85.	XEN PHED Div Rajgarh (Alwar)	PHED	12(6)	2016-19	1
86.	XEN PHED Rural Div-I NCR-Alwar	PHED	10(6)(7)	9/13 to 3/19	1,2
87.	XEN,PHED Div-Tonk	PHED	8(9)	2016-19	1
88.	XEN PHED, Distt. Rural Div-I Bikaner	PHED	12(9,10)	2015-19	1,4
89.	XEN PHED Rural Div-II Alwar	PHED	12(6,7)	9/13 to 3/19	1,4
90.	XEN PHED Div Malpura (Tonk)	PHED	8(9)	10/13 to 3/19	1
91.	XEN PHED Distt. Rural Div II Bikaner	PHED	14(10)	2016-19	1
92.	XEN PHED NCR Div-Bhiwadi (Alwar)	PHED	12(6,7)	9/13 to 3/19	1,4
93.	XEN PHED PDR City Dn-I, Bikaner	PHED	8(10)	2016-19	1
94.	XEN PHED City Div II Ajmer	PHED	10(9)	2016-19	1
95.	XEN PHED PDR City Dn-III, Bikaner	PHED	9(10)	2015-19	1
96.	XEN Distt. Rural Div Ajmer	PHED	10(9)	2016-19	1
97.	XEN PHED PDR City Div II Bikaner	PHED	7(9,10)	2015-19	1,4
98.	XEN PHED Div Kishangarh	PHED	8(9)	2015-19	1
99.	XEN PHED City Div I Ajmer	PHED	9(9)	2015-19	1
100.	XEN PHED Project Dn Ajmer	PHED	7(9)	2016-19	4
101.	XEN PHED Distt Rural Div Sriganganager	PHED	9(9,10)	2016-19	1,4
102.	XEN PHED Div Beawar	PHED	10(9)	2016-19	1
103.	XEN PHED City Div Sriganganager	PHED	9(9,10)	2014-19	4,1
104.	XEN PHED Proj. Div Jawaja (Beawar)	PHED	5(9)	10/13 to 3/19	4
105.	XEN PHED Proj. Div Kekri	PHED	6(9)	2016-19	1
106.	XEN PHED Proj. Div II Bhilwara	PHED		F.A to 3/19	1
107.	XEN PHED Div Anoopgarh	PHED	9(10)	2015-19	1
108.	XEN PHED Proj Div Shahapura (Bhilwara)	PHED	5(9,10)	10/13 to 3/19	1,4
109.	XEN PHED Dn.Nagaur	PHED	11(9)	2016-19	1
110.	XEN PHED Div Hanumangarh	PHED	12(6,7)	2016-19	1,4
111.	XEN PHED Dn Suratgarh	PHED	9(9,10)	2016-19	1,4
112.	XEN PHED Dn Mertacity (Nagaur)	PHED	9(9)	2016-19	1
113.	XEN PHED Dn Churu	PHED	9(9)(10)	2016-19	1,4
114.	XEN PHED Proj. Dn Nagaur	PHED	5(9,10)	2016-19	1,4
115.	XEN PHED Dn Makrana	PHED	10(9)	2016-19	1
116.	XEN PHED Dn Sujangarh	PHED	11(9,10)	2016-19	1,2
117.	XEN PHED Dn Deedwana	PHED	8(9)	2016-19	1
118.	XEN PHED Dn Nohar	PHED	6(6,7)	2016-19	1,4



S. No.	Name of division	Deptt.	Para no. of Part-II-B	Period of I.R.	Category of defects
1	2	3	4	5	6
	(Hanumangarh)				
119.	XEN PHED Dn Ratangarh (Churu)	PHED	11(9)	2016-19	1,4
120.	XEN PHED PMC Dn-I Jayal (Nagaur)	PHED	6(9,10)	10/13 to 3/19	1,4
121.	XEN PHED Proj. Dn Gulabpura (Bhilwara)	PHED	9(10)	2015-19	1
122.	XEN PHED Proj. Dn Mertacity (Nagaur)	PHED	6(9,10)	2016-19	1,4
123.	XEN PHED PMC Dn Deedwana (Nagaur)	PHED	4(10)	2014-19	1
124.	XEN PHED Proj. Dn Kuchaman city (Nagaur)	PHED	4(9,10)	10/13-03/19	1,4
125.	XEN PHED Dn Behrore, Alwar	PHED	10(10)	2016-19	1
126.	EE, Water Resource Department, Division- Jodhpur	WRD	7(v)	4/2018 to 3/2019	1
127.	EE, Water Resource Department, Division- Pali	WRD	11(vii)	4/2018 to 3/2019	1
128.	EE, Water Resource Department, NCP Division- II Sanchore	WRD	10(vi)	4/2017 to 3/2018	2
129.	EE, Water Resource Department, Division- Udaipur	WRD	7(iii)	4/2017 to 3/2018	1
130.	EE, Water Resource Department, Division- Rajsamand	WRD	7(ix)	4/2017 to 3/2018	1
131.	EE, Water Resource Department, NCP Division- IV Sanchore	WRD	7(vi)	4/2017 to 3/2018	1
132.	EE, Water Resource Department, Division- Pratapgarh	WRD	5(vi)	4/2017 to 3/2018	1
133.	EE, Water Resource Department, NCP Division- V Sanchore	WRD	6(vi)	4/2017 to 3/2018	1
134.	EE, Water Resource Department, Division Anoopgarh	WRD	7(xiii)	4/2016 to 3/2018	1
135.	EE, Water Resource Department, Division Suratgarh	WRD	6(vi)	4/2017 to 3/2018	1
136.	EE, Water Resource Department, Rego. Division Sriganganagar	WRD	4(xii)	4/2017 to 3/2018	1
137.	EE, RWSRP Raisinghnagar	WRD	6(xiii)	4/2017 to 3/2018	1
138.	EE, Water Resource Department, Division- Rawatsar	WRD	12(xiii)	4/2018 to 3/2019	1
139.	EE, Water Resource Department, Division-II Hanumangarh	WRD	10(viii)	4/2018 to 3/2019	1
140.	EE, Water Resource Department, Division-I Hanumangarh	WRD	8(xiii)	4/2018 to 3/2019	1
141.	EE, Water Resource Department, Regulation Div. Hanumangarh	WRD	6(viii)	4/2018 to 3/2019	1
142.	EE, Water Resource Department, Division Rawatsar	WRD	6(xiii)	4/2017 to 3/2018	1
143.	EE, Water Resource Department, Rajgarh Medium Irrigation Project Division- Bhawani Mandi Jhalawar	WRD	7(v)	4/2017 to 3/2018	1

S. No.	Name of division	Deptt.	Para no. of Part-II-B	Period of I.R.	Category of defects
1	2	3	4	5	6
144.	EE, Water Resource Department, Parwan Project Division- I, Jhalawar	WRD	5(xiv)	4/2013 to 3/2018	1
145.	EE, Water Resource Department, Parwan Project Division- II, Jhalawar	WRD	4(xiv)	10/2013 to 3/2018	1
146.	EE, Water Resource Department, Division- Jodhpur	WRD	12(v)	4/2017 to 3/2018	1
147.	EE, Water Resource Department, Division- Jhalawar	WRD	7(xiv)	4/2017 to 3/2018	1
148.	EE, Water Resource Department, Division-II, Chhabra	WRD	11(vii)	4/2017 to 3/2018	1
149.	EE, Water Resource Department, Division- Sirohi	WRD	8(ix)	4/2017 to 3/2018	1
150.	EE, Water Resource Department, Division- I, Baran	WRD	8(ix)	4/2017 to 3/2018	1
151.	EE, Water Resource Department, Jawai Canal Division- Sumerpur (Pali)	WRD	7(vi)	4/2017 to 3/2018	2
152.	EE, Water Resource Department, Division- III, Baran	WRD	6(v)	4/2017 to 3/2018	1
153.	EE, Water Resource Department, Division- Aklera Jhalawar	WRD	9(iv)	4/2017 to 3/2018	1
154.	EE, Dam Dn.I Mahi Project Banswara	WRD	8(xv)	4/2018 to 3/2019	1
155.	EE, Supply Dn. LMC Mahi Project Banswara	WRD	4(v)	4/2017 to 3/2018	1
156.	EE, BBSC Div. Banswara	WRD	5(vi)	4/2017 to 3/2018	1
157.	XEN, Water Resource Department, Division- II Bhilwara	WRD	9(vi)	4/2018 to 3/2019	2
158.	XEN, Water Resource Department, Division- Chittorgarh	WRD	7(iv)	4/2018 to 3/2019	1
159.	XEN, Water Resource Department, Division- Dausa	WRD	7(vii)	4/2017 to 3/2019	1
160.	EE, Water Resource Department, Chawadi Project Division- Jhalawar	WRD	8(v)	4/2017 to 3/2018	1
161.	XEN, Water Resource Department, Division- tonk	WRD	8(6)	4/2018 to 3/2019	1
162.	EE, Dam Dn.I Mahi Project Banswara	WRD	7(xv)	4/2017 to 3/2018	1
163.	EE, Water Resource Department, Division- Alwar	WRD	5(xiii)	4/2016 to 3/2018	1
164.	EE, Water Resource Department, Division-II Dholpur	WRD	7(v)	4/2017 to 3/2018	1
165.	EE, Water Resource Department, Division-I Dholpur	WRD	8(v)	4/2017 to 3/2018	1
166.	EE IGNP 20 <sup>th</sup> Division, Bikaner	IGNP	6(xii)	04/2018 to 03/2019	1
167.	EE IGNP Kolayat lift Division, Bikaner	IGNP	5(xii)	04/2018 to 03/2019	1
168.	EE IGNP Serve & Investigation lift	IGNP	8(vi)	04/2011 to 03/2019	1

<b>S. No.</b>	<b>Name of division</b>	<b>Deptt.</b>	<b>Para no. of Part-II-B</b>	<b>Period of I.R.</b>	<b>Category of defects</b>
<b>1</b>	<b>2</b>	<b>3</b>	<b>4</b>	<b>5</b>	<b>6</b>
	Division, Rawatsar				

**ABSTRACT**

<b>Name of Deptt.</b>	<b>No. of Units</b>	<b>Amount (in lakhs)</b>
PWD	80	-
PHED	45	-
WRD	40	-
IGNP	03	-
CAD	-	-
<b>Total</b>	<b>168</b>	<b>-</b>

## Appendix-E

### Statement showing defects in maintenance of Tools and Plant accounts.

#### Category of defects:

1. Tools and Plant accounts were not maintained.
2. Tools and Plant accounts not maintained properly.

S. No.	Name of division	Deptt.	Amount (in lakhs)	Para no. of Part-II-B	Period of I.R.	Category of defects
1	2	3	4	5	6	7
1.	XEN PWD Dn. Chaksu	PWD	-	7(2)	2018-19	1
2.	XEN PWD Dn Bridge Proj. Bundi	PWD	-	8(2)	2018-19	1
3.	XEN PWD Dn Bundi	PWD	-	6(3)	2016-19	1
4.	XEN PWD Dn Bassi	PWD	-	13(2)	2017-19	1
5.	XEN PWD Dn Kushalgarh	PWD	-	8(2)	2017-19	1
6.	XEN PWD Dn Nagaur	PWD	-	5(2)	2018-19	1
7.	XEN PWD Dn Sagwara	PWD	-	7(£)	2017-19	1
8.	XEN PWD Dn Mandalgarh bhilwara	PWD	-	8(2)	2018-19	1
9.	XEN PWD City Dn Ajmer	PWD	-	6(2)	2018-19	1
10.	XEN PWD Dn Aklera jhalawar	PWD	-	8(2)	2018-19	1
11.	XEN PWD Dn-I-Sawaimadhopur	PWD	-	9(2)	2018-19	1
12.	XEN PWD Dn-Sapotara	PWD	-	8(2)	2018-19	1
13.	XEN PWDDn Hindaun,city	PWD	-	15(Fk)	2018-19	1
14.	XEN PWD Dn-I Bharatpur	PWD	-	9(2)	2018-19	1
15.	XEN PWD Dn Bali	PWD	-	7(2)	2017-19	1
16.	XEN PWD Dn Neemkathana	PWD	-	13(8)	2018-19	1
17.	XEN PWD Distt. Dn-1 Jodhpur	PWD	-	6(3)	2017-19	1
18.	XEN PWD Dn Dudu	PWD	-	8(2)	2017-19	1
19.	XEN PWD Dn-I Barmer	PWD	-	6(2)	2018-19	1
20.	XEN PWD Dn. Behore (alwar)	PWD	-	5(2)	2016-19	1
21.	XEN PWD Dn-Kotputali	PWD	-	9(2)	2018-19	1
22.	XEN PWD NH Dn- Jalawar	PWD	-	8(2)	2016-19	1
23.	XEN PWD Distt. Dn- Kota	PWD	-	7(2)	2018-19	1
24.	XEN PWD Dn.-Sahabad	PWD	-	7(2)	2018-19	1
25.	XEN PWD Sikandara Dausa	PWD	-	5(2)	2018-19	1
26.	XEN PWD Dn-II Alwar	PWD	-	9(2)	2018-19	1
27.	XEN PWD Dn-Jhalawar	PWD	-	8(2)	2018-19	1
28.	XEN PWD Balotra	PWD	-	2(2)	2018-19	1
29.	XEN PWD Dn Dausa	PWD	-	9(2)	2018-19	1
30.	XEN PWD Dn Nenwa	PWD	-	8(2)	2016-19	1
31.	XEN PWD Dn.-Baran	PWD	-	7(2)	2018-19	1
32.	XEN PWD Dn Sriganganager	PWD	-	10(kh)	2018-19	1
33.	XEN PWD Distt. Dn Etawah Kota	PWD	-	6(2)	2018-19	1
34.	XEN PWD Dn Anoopgarh	PWD	-	7(2)	2018-19	1
35.	XEN PWD Dn -Hanumangarh	PWD	-	5(7)	2018-19	1
36.	XEN PWD Ratangarh, Churu	PWD	-	6(2)	2018-19	1
37.	XEN PWD Dn Jalore	PWD	-	10(2)	2017-19	1

S. No.	Name of division	Deptt.	Amount (in lakhs)	Para no. of Part-II-B	Period of I.R.	Category of defects
1	2	3	4	5	6	7
38.	XEN PWD Dn Kotada	PWD	-	7(2)	2014-19	1
39.	XEN PWD City Dn -Bikaner	PWD	-	5(kh)	2018-19	1
40.	XEN PWD Dn Khanpur, Jhalawar	PWD	-	7(2)	2018-19	1
41.	XEN PWD Dn- Bhinmal	PWD	-	8(2)	2018-19	1
42.	XEN PWD Dn Rajsamand	PWD	-	6(2)	2018-19	1
43.	XEN PWD Dn Begun	PWD	-	8(2)	2018-19	1
44.	XEN PWD Dn Simalwara	PWD	-	9(2)	2018-19	1
45.	XEN PWD Dn-I Banswara	PWD	-	6(2)	2018-19	1
46.	XEN PWD Dn Rajgarh Alwar	PWD	-	8(2)	2018-19	1
47.	XEN PWD Dn Navalgarh	PWD	-	10(2)	2018-19	1
48.	XEN PWD Dn Sikar	PWD	-	6(2)	2018-19	1
49.	XEN PWD Dn Dungarpur	PWD	-	6(2)	2018-19	1
50.	XEN PWD Dn-III Jaipur	PWD	-	5(2)	2018-19	1
51.	XEN PWD NH-Dn,Pali	PWD	-	6(2)	2018-19	1
52.	XEN PWD Dn. Chhabra	PWD	-	8(2)	2018-19	1
53.	XEN PWD Dn. Kunchman City	PWD	-	8(2)	2018-19	1
54.	XEN PWD Dn. Kekari Ajmer	PWD	-	13(1)	2018-19	1
55.	XEN PWD Dn. Deedwana Nagpur	PWD	-	9(2)	2018-19	1
56.	XEN PWD Dn. Degana Nagpur	PWD	-	7(2)	2018-19	1
57.	XEN PWD Dn. Beawar Ajmer	PWD	-	12(2)	2018-19	1
58.	XEN PWD NH Dn. Barmer	PWD	-	5(2)	2018-19	1
59.	XEN PWD Dn.-I Alwer	PWD	-	10(2)	2018-19	1
60.	XEN PWD Dn. Shahpura, Jaipur	PWD	-	4(2)	2018-19	1
61.	XEN PWD Dn. Fulera	PWD	-	7(2)	2018-19	1
62.	XEN PWD Dn. Balotra	PWD	-	4(2)	2018-19	1
63.	XEN PWD Dn. Dausa	PWD	-	9(2)	2018-19	1
64.	XEN PWD Dn. Nohar	PWD	-	10(b)	2018-19	1
65.	XEN PWD Dn. Dhariyabad	PWD	-	5(2)	2018-19	1
66.	XEN PWD Dn. Nimbhahera	PWD	-	9(2)	2018-19	1
67.	XEN PWD Dn. Balbhnagar	PWD	-	8(2)	2018-19	1
68.	XEN PWD Dn. Abu Road	PWD	-	9(9)	2018-19	1
69.	XEN PWD Dn. Chittorgarh	PWD	-	9(2)	2018-19	1
70.	XEN PWD Dn. II Sawaimadhopur	PWD	-	8(2)	2018-19	1
71.	XEN PWD Dn. Suratgarh	PWD	-	6(2)	2018-19	1
72.	XEN PWD Dn. Khetri	PWD	-	10(2)	2018-19	1
73.	XEN PWD Dn. Jhunjhunu	PWD	-	11(2)	2018-19	1
74.	XEN PWD Dn.-I Jaipur	PWD	-	8(2)	2018-19	1
75.	XEN PWD Dn. Fatehpur	PWD	-	7(2)	2018-19	1
76.	XEN PWD Dn. Mangrol	PWD	-	6(2)	2016-19	1
77.	XEN PWD Dn. Sardarshaher	PWD	-	8(2)	2018-19	1
78.	XEN PWD NCRPB Dn., Alwer	PWD	-	8(2)	2017-19	1
79.	XEN PWD Dn. Lakheri	PWD	-	7(2)	2014-19	1
80.	XEN PWD Dn. Pratapgarh II Arnod	PWD	-	7(2)	2018-19	1
81.	XEN PWD Electric Dn. Banswara	PWD	-	9(2)	2018-19	1

S. No.	Name of division	Deptt.	Amount (in lakhs)	Para no. of Part-II-B	Period of I.R.	Category of defects
1	2	3	4	5	6	7
82.	XEN PWD Dn. Pali	PWD	-	7(2)	2017-19	1
83.	XEN PWD Dn. Sojat City	PWD	-	10(2)	2017-19	1
84.	XEN PWD Electric Dn. I Jaipur	PWD	-	6(2)	2018-19	1
85.	XEN PWD Dn. II Jodhpur	PWD	-	9(2)	2017-19	1
86.	XEN PWD Dn. Falodi	PWD	-	10(2)	2018-19	1
87.	XEN PHED Rural Dn Bhilwara	PHED	-	10(2)	2/14 to 3/19	1
88.	XEN PHED Div Shahapura (Bhilwara)	PHED	-	12(2)	2015-19	1
89.	XEN PHED Div. Alwar	PHED	-	7(2)	2015-19	1
90.	XEN PHED City Div Bhilwara	PHED	-	11(2)	2015-19	1
91.	XEN PHED Div Rajgarh (Alwar)	PHED	-	12(2)	2016-19	1
92.	XEN PHED Rural Div-I NCR-Alwar	PHED	-	10(2)	9/13 to 3/19	1
93.	XEN,PHED Div-Tonk	PHED	-	8(2)	2016-19	1
94.	XEN PHED Distt. Rural Div-I Bikaner	PHED	-	12(2)	2015-19	1
95.	XEN PHED Rural Div-II Alwar	PHED	-	12(2)	9/13 to 3/19	1
96.	XEN PHED Div Malpura (Tonk)	PHED	-	8(2)	10/13 to 3/19	1
97.	XEN PHED Distt. Rural Div II Bikaner	PHED	-	14(2)	2016-19	1
98.	XEN PHED NCR Div-Bhiwadi (Alwar)	PHED	-	12(2)	9/13 to 3/19	1
99.	XEN PHED PDR City Dn-I, Bikaner	PHED	-	8(2)	2016-19	1
100.	XEN PHED City Div II Ajmer	PHED	-	10(2)	2016-19	1
101.	XEN PHED PDR City Dn-III, Bikaner	PHED	-	9(2)	2015-19	1
102.	XEN PHED Distt. Rural Div Ajmer	PHED	-	10(2)	2016-19	1
103.	XEN PHED PDR City Div II Bikaner	PHED	-	7(2)	2015-19	1
104.	XEN PHED Div Kishangarh	PHED	-	8(2)	2015-19	1
105.	XEN PHED City Div I Ajmer	PHED	-	9(2)	2015-19	1
106.	XEN PHED Project Dn Ajmer	PHED	-	7(2)	2016-19	1
107.	XEN PHED Distt. Rural Div Sriganganager	PHED	-	9(12)	2016-19	1
108.	XEN PHED Div Beawar	PHED	-	10(2)	2016-19	1
109.	XEN PHED City Div Sriganganager	PHED	-	9(2)	2014-19	1
110.	XEN PHED Proj. Div Jawaja (Beawar)	PHED	-	5(2)	10/13 to 3/19	1
111.	XEN PHED Proj. Div Kekri	PHED	-	6(2)	2016-19	1
112.	XEN PHED Div Anoopgarh	PHED	-	9(2)	2015-19	1
113.	XEN PHED Proj. Div Shahapura (Bhilwara)	PHED	-	5(2)	10/13 to 3/19	1
114.	XEN PHED Dn.Nagaur	PHED	-	11(2)	2016-19	1
115.	XEN PHED Div Hanumangarh	PHED	-	12(2)	2016-19	1
116.	XEN PHED Dn Suratgarh	PHED	-	9(2)	2016-19	1
117.	XEN PHED Dn Mertacity	PHED	-	9(2)	2016-19	1

S. No.	Name of division	Deptt.	Amount (in lakhs)	Para no. of Part-II-B	Period of I.R.	Category of defects
1	2	3	4	5	6	7
	(Nagaur)					
118.	XEN PHED Proj. Dn Nagaur	PHED	-	5(2)	2016-19	1
119.	XEN PHED Dn Makrana	PHED	-	10(2)	2016-19	1
120.	XEN PHED Dn Sujangarh	PHED	-	11(2)	2016-19	1
121.	XEN PHED Dn Deedwana	PHED	-	8(2)	2016-19	1
122.	XEN PHED Dn Nohar (Hanumangarh)	PHED	-	6(2)	2016-19	1
123.	XEN PHED Dn Ratangarh (Churu)	PHED	-	11(2)	2016-19	1
124.	XEN PHED PMC Dn-I Jayal (Nagaur)	PHED	-	6(2)	10/13 to 3/19	1
125.	XEN PHED Proj. Dn Gulabpura (Bhilwara)	PHED	-	9(2)	2015-19	1
126.	XEN PHED Proj. Dn Mertacity (Nagaur)	PHED	-	6(2)	2016-19	1
127.	XEN PHED PMC Dn Deedwana (Nagaur)	PHED	-	4(2)	2014-19	1
128.	XEN PHED Dn Behrore, Alwar	PHED	-	10(2)	2016-19	1
129.	XEN PHED Proj. Dn Kuchaman city	PHED	-	4(2)	10/13-03/19	1
130.	EE, Water Resource Department, Jawai Canal Division- Sumerpur (Pali)	WRD	0	9(ii)	4/2018 to 3/2019	1
131.	EE, Water Resource Department, Division- Jodhpur	WRD	0	7(ix)	4/2018 to 3/2019	1
132.	EE, Water Resource Department, Division- Pali	WRD	27.14	11(ii)	4/2018 to 3/2019	1
133.	EE, Water Resource Department, NCP Division- II Sanchore	WRD	0	10(ii)	4/2017 to 3/2018	1
134.	EE, Water Resource Department, Division- Dungarpur	WRD	0	7(ii) 7(xvi)	4/2017 to 3/2018	1 1
135.	EE, Water Resource Department, Division- Banswara	WRD	58.7	7(ii)	4/2017 to 3/2018	1
136.	EE, Water Resource Department, NCP Division- I Sanchore	WRD	0	11([k](i)	4/2017 to 3/2018	1
137.	EE, Water Resource Department, Division- Rajsamand	WRD	0	7(ii)	4/2017 to 3/2018	1
138.	EE, Water Resource Department, NCP Division- IV Sanchore	WRD	0	7(ii)	4/2017 to 3/2018	1
139.	EE, Water Resource Department, Division- Pratapgarh	WRD	0	5(ii)	4/2017 to 3/2018	1
140.	EE, Water Resource Department, NCP Division- V Sanchore	WRD	0	6(ii)	4/2017 to 3/2018	1
141.	EE, Water Resource Department, Division Anoopgarh	WRD	25.96	7(ii)	4/2016 to 3/2018	1
142.	EE, Water Resource Department, Division Suratgarh	WRD	0	6(2)(i)	4/2017 to 3/2018	2
143.	EE, Water Resource Department, Rego. Division Sriganganagar	WRD	0	4(ii)	4/2017 to 3/2018	1

S. No.	Name of division	Deptt.	Amount (in lakhs)	Para no. of Part-II-B	Period of I.R.	Category of defects
1	2	3	4	5	6	7
144.	EE, RWSRP Raisinghnagar	WRD	0	6(ii)	4/2017 to 3/2018	1
145.	EE, Water Resource Department, Division- Rawatsar	WRD	0.08	12(ii)	4/2018 to 3/2019	1
146.	EE, Water Resource Department, Division-II Hanumangarh	WRD	1.79	10(ii)	4/2018 to 3/2019	1
147.	EE, Water Resource Department, Division-I Hanumangarh	WRD	0	8(2)(i)	4/2018 to 3/2019	3
148.	EE, Water Resource Department, Division- Nohar	WRD	0	8(ii)	4/2018 to 3/2019	1
149.	EE, Water Resource Department, Regulation Div. Hanumangarh	WRD	0	6(ii)	4/2018 to 3/2019	1
150.	EE, Water Resource Department, Division Rawatsar	WRD	0	6(2)(i)	4/2017 to 3/2018	1
151.	EE, Water Resource Department, Rajgarh Medium Irrigation Project Division- Bhawani Mandi Jhalawar	WRD	0	7(ii)	4/2017 to 3/2018	1
152.	EE, Water Resource Department, Parwan Project Division- I, Jhalawar	WRD	0	5(ii)	4/2013 to 3/2018	1
153.	EE, Water Resource Department, NCP Division- III Sanchore	WRD	0	9(ii)	4/2017 to 3/2018	1
154.	EE, Water Resource Department, Division- Kota	WRD	0	11(2)(i)	4/2017 to 3/2018	1
155.	EE, Water Resource Department, Parwan Project Division- II, Jhalawar	WRD	0	4(ii)	10/2013 to 3/2018	1
156.	EE, Water Resource Department, Division- Jodhpur	WRD	0	12(ix)	4/2017 to 3/2018	1
157.	EE, Water Resource Department, Division- Jhalawar	WRD	0	7(ii)	4/2017 to 3/2018	1
158.	EE, Water Resource Department, Division-II, Chhabra	WRD	0	11(ii)	4/2017 to 3/2018	1
159.	EE, Water Resource Department, Division- Sirohi	WRD	0	8(ii)	4/2017 to 3/2018	1
160.	EE, Water Resource Department, Division- I, Baran	WRD	0	8(ii)	4/2017 to 3/2018	1
161.	EE, Water Resource Department, Division- Bundi	WRD	0	9(ii)	4/2016 to 3/2018	1
162.	EE, Water Resource Department, Jawai Canal Division- Sumerpur (Pali)	WRD	0	7(ii)	4/2017 to 3/2018	2
163.	EE, Water Resource Department, Division- III, Baran	WRD	0	6(ix)	4/2017 to 3/2018	1
164.	EE, Water Resource Department, Division- Aklera Jhalawar	WRD	0	9(ii)	4/2017 to 3/2018	1
165.	EE, Khamera Nahar Dn. Mahi Project Banswara	WRD	0	4(2)(i)	4/2017 to 3/2018	1
				4(2)(ii)		2
166.	EE, Dam Dn.I Mahi Project Banswara	WRD	0	8(ii)	4/2018 to 3/2019	1



S. No.	Name of division	Deptt.	Amount (in lakhs)	Para no. of Part-II-B	Period of I.R.	Category of defects
1	2	3	4	5	6	7
167.	EE, Supply Dn. LMC Mahi Project Banswara	WRD	0	4(ii)	4/2017 to 3/2018	1
168.	EE, BBSC Div. Banswara	WRD	0	5(ii)	4/2017 to 3/2018	1
169.	XEN, Water Resource Department, Division- II Bhilwara	WRD	0	9(ii)	4/2018 to 3/2019	1
170.	XEN, Water Resource Department, Division- Dausa	WRD	0	7(ii)	4/2017 to 3/2019	1
171.	EE, Water Resource Department, Chawadi Project Division- Jhalawar	WRD	0	8(ii)	4/2017 to 3/2018	1
172.	XEN, Water Resource Department, Division- tonk	WRD	0	8(2)	4/2018 to 3/2019	1
173.	EE, Water Resource Department, Division- Karauli	WRD	0	6(ii)	4/2017 to 3/2018	1
174.	EE, Dam Dn.I Mahi Project Banswara	WRD	0	7(ii)	4/2017 to 3/2018	1
175.	EE, Water Resource Department, Division- Alwar	WRD	0	5(ii)	4/2016 to 3/2018	1
176.	EE, Water Resource Department, Division-II Dholpur	WRD	0	7(ii)	4/2017 to 3/2018	1
177.	EE, Water Resource Department, Division-I Dholpur	WRD	0	8(iii)	4/2017 to 3/2018	1
178.	Ex.En. IGNP 24th Dn. Phalodi, Jodhpur	IGNP	-	6(ii)	04/2013 to 03/2018	1
179.	EE IGNP 20 <sup>th</sup> Division, Bikaner	IGNP	-	6(ii)	04/2018 to 03/2019	1
180.	EE IGNP Kolayat lift Division, Bikaner	IGNP	-	5(ii)	04/2018 to 03/2019	1
181.	EE IGNP Serve & Investigation lift Division, Rawatsar	IGNP	-	8(ii)	04/2011 to 03/2019	1
182.	Ex. En. TMC, IGNP, mohangarh	IGNP	-	7(ii)	04/2016 to 03/2018	1
183.	EE Command Area Development, CAD 7 <sup>th</sup> Division Shriganganagar	CAD	-	4(2)	04/2018 to 03/2019	1
184.	EE Command Area Development, OFD-I Division Srivijaynagar (Shriganganagar)	CAD	-	5(ii)	04/2018 to 03/2019	1
185.	EE Command Area Development, OFD-III Division Suratgarh (Shriganganagar)	CAD	-	6(ii)	04/2018 to 03/2019	1

**ABSTRACT**

<b>Name of Deptt.</b>	<b>No. of Units</b>	<b>Amount (in lakhs)</b>
PWD	86	-
PHED	43	-
WRD	48	113.67
IGNP	05	-
CAD	03	-
<b>Total</b>	<b>185</b>	<b>113.67</b>

## Appendix-F

### Statement showing names of divisions where irregularities were noticed in maintenance of Store and Stock Accounts

#### Category of defects:

1. Monthly Stock return in form 9 & 10 not submitted or submitted late.
2. Heavy amounts laying under storage were not adjusted at the end of year.
3. Physical verification of store was not done.
4. Value a/c of receipts issues of balances of stock not maintained.
5. RSL not sanctioned or stock held in excess.
6. Issue rate were not fixed or revised.
7. Shortage/excess found were not adjusted properly.
8. Delay in information at Sub-Division level stock account in Division Accounts.
9. Issues items not returned to stock by the incumbent.
10. Lack of utilization of pipes lying in the stock.
11. Lack of receipt of old excavated pipes in the stock.
12. Lack of inspection of material.
13. Purchase in excess of requirement.
14. Lack of maintenance of Register of use of CID Joints.
15. Lack of Proper storage and maintenance of pipes.

S. No.	Name of division	Deptt.	Amount in Lakhs	Para no. of Part-II-B	Period of I.R.	Category of defects
1	2	3	4	5	6	7
1.	XEN PWD Dn. Nimbahera	PWD	-	9(1)	2018-19	1
2.	XEN PWD Dn Kuchaman City Nagaur	PWD	-	8(1)	2018-19	1
3.	XEN PWD Dn Suratgarh	PWD	-	6(1)	2018-19	1
4.	XEN PWD Dn Khetri	PWD	7.75	10(1)	2018-19	1
5.	XEN PWD Dn Degana nagaur	PWD	-	7(1)	2018-19	4
6.	XEN PWD Dn Parbatsar Nagaur	PWD	-	6(1)	2018-19	1
7.	XEN PWD Dn Nagaur	PWD	-	5(1)	2018-19	1
8.	XEN PWD Dn Jhunjhunu	PWD	12.79	11(1)	2018-19	1
9.	XEN PWD Dn Mandalgarh Bhilwara	PWD	-	8(1)	2018-19	1
10.	XEN PWD City Dn-I Jaipur	PWD	-	8(1)	2018-19	1
11.	XEN PWD Dn Aklera Jhalawar	PWD	-	8(1-i,ii,)	2018-19	1
12.	XEN PWD Dn-Pratapgarh_II Arnod	PWD	-	7(1)	2018-19	1
13.	XEN PWD Electric Dn-I Jaipur	PWD	-	6(1)	2018-19	1
14.	XEN PWD Dn Hindaun,city	PWD	-	15(d)	2018-19	1
15.	XEN PWD Dn-I Bharatpur	PWD	-	9(1)	2018-19	1
16.	XEN PWD NCRPB Dn Alwar	PWD	-	8(1)	2017-19	1
17.	XEN PWD Dn Beawar Ajmer	PWD	-	12(1)	2018-19	1
18.	XEN PWD Dn-Lakheri	PWD	-	7(1)	2014-19	1
19.	XEN PWD Dn II Jodhpur	PWD	-	9(1)	2017-19	1
20.	XEN PWD Dn-I Barmer	PWD	-	6(1)	2018-19	1
21.	XEN PWD NH Dn Barmer	PWD	-	5(1)	2018-19	1
22.	XEN PWD Dn-I Alwar	PWD	-	10(1)	2018-19	1

S. No.	Name of division	Deptt.	Amount in Lakhs	Para no. of Part-II-B	Period of I.R.	Category of defects
1	2	3	4	5	6	7
23.	XEN PWD Dn. Falodi	PWD	2.87	10(1)	2018-19	1
24.	XEN PWD Dn-Shahpura Jaipur	PWD	-	4(1)	2018-19	1
25.	XEN PWD NH Dn-I Jaipur	PWD	-	7(1)	2018-19	1
26.	XEN PWD Sikandara Dausa	PWD	-	9(1)	2018-19	1
27.	XEN PWD Dn-II Alwar	PWD	-	9(d) [k]	2018-19	1
28.	XEN PWD Dn-Fulera	PWD	-	7(1)	2018-19	1
29.	XEN PWD Dn Dausa	PWD	-	9(1)	2018-19	2
30.	XEN PWD Dn Mangrol	PWD	-	6(1)	2016-19	1,3,4
31.	XEN PWD Dn Sardarsaher	PWD	-	8(1)	2018-19	1,2,3
32.	XEN PWD Eletric Dn Banswara	PWD	-	9(1)	2018-19	1
33.	XEN PWD Distt. Dn Etawah Kota	PWD	-	6(1)	2018-19	1,2
34.	XEN PWD Dn Anoopgarh	PWD	-	7(1)	2018-19	1,4,3
35.	XEN PWD City Dn -Ajmer	PWD	-	6(1)	2018-19	1,3
36.	XEN PWD Ratangarh, Churu	PWD	-	6(1)	2018-19	1,3
37.	XEN PWD Distt. Dn -Ajmer	PWD	-	11(1)	2018-19	1
38.	XEN PWD Dn Pali	PWD	2.40	7(1)	2017-19	1,3
39.	XEN PWD Dn Sojat City	PWD	-	10(1)	2017-19	1,3
40.	XEN PWD Dn Khanpur, Jhalawar	PWD	-	7(1)	2018-19	1
41.	XEN PWD Dn -Neemkathana	PWD	0.04	13(1)	2018-19	1,3
42.	XEN PWD Dn III Pratapgarh	PWD	-	5(1)	2018-19	1,3,5
43.	XEN PWD Dn -Bali	PWD	-	7(1)	2017-19	1,3
44.	XEN PWD Distt. Dn-1 Jodhpur	PWD	-	6(1)	2017-19	1,3,5
45.	XEN PWD city Dn Udaipur	PWD	-	7(1)	2018-19	1
46.	XEN PWD Dn Rajsamand	PWD	-	6(1)	2018-19	1,3,5
47.	XEN PWD Dn Ballabhnagar	PWD	-	8(1)	2018-19	1,3,5
48.	XEN PWD Dn Khairwara	PWD	-	8(1)	2018-19	1,3,5
49.	XEN PWD Dn Begun	PWD	-	9(1)	2018-19	1,3,5
50.	XEN PWD Distt. Dn-Bassi	PWD	1.00	13(1)	2017-19	1
51.	XEN PWD Dn Bundi	PWD	5.59	6(1)	2016-19	1,3
52.	XEN PWD Dn Sagwara	PWD	-	7(d)	2017-19	1
53.	XEN PWD Dn Chittorgarh	PWD	-	9(1)	2018-19	1,3,5
54.	XEN PWD Dn Bhinmal	PWD	-	8(1)	2018-19	1,3,5
55.	XEN PWD City Dn -Bikaner	PWD	-	5([k]	2018-19	1
56.	XEN PWD Dn Kotada	PWD	-	7(1)	2014-19	1
57.	XEN PWD Dn Tonk	PWD	-	7(1)	2018-19	1
58.	XEN PWD Dn Jalore	PWD	-	10(1)	2017-19	1,3,5
59.	XEN PWD Dn -Hanumangarh	PWD	5.03	5(1)	2018-19	1,3,5
60.	XEN PWD Dn-Sriganganager	PWD	-	10(1)	2018-19	1
61.	XEN PWD Dn-Balotra	PWD	-	4(1)	2018-19	1,3
62.	XEN PWD Dn Navalgarh	PWD	-	10(1)	2018-19	1,3,5
63.	XEN PWD Dn-Baran	PWD	-	7(1)	2018-19	1
64.	XEN PWD Dn -Nenwa	PWD	-	8(1)	2016-19	1
65.	XEN PWD Dn Sikar	PWD	-	6(1)	2018-19	1
66.	XEN PWD Dn -Sahabad	PWD	-	7(1)	2018-19	1
67.	XEN PWD Dn Dungarpur	PWD	4.68	6(1)	2018-19	1
68.	XEN PWD Dn Dudu (Jaipur)	PWD	-	8(1)	2017-19	1
69.	XEN PWD Dn -Behrore, Alwar	PWD	-	5(1)	2016-19	1
70.	XEN PWD Dn. Kotputali	PWD	-	9(1)	2018-19	1
71.	XEN PWD NH Dn- Jhalawar	PWD	-	8(1)	2016-19	1

S. No.	Name of division	Deptt.	Amount in Lakhs	Para no. of Part-II-B	Period of I.R.	Category of defects
1	2	3	4	5	6	7
72.	XEN PWD Dn-III Jaipur	PWD	-	5(1)	2018-19	1
73.	XEN PWD Distt.-Dn-Kota	PWD	-	7(1)	2018-19	1
74.	XEN PWD Dn Chhabra	PWD	-	8(1)	2018-19	1
75.	XEN PHED Rural Dn Bhilwara	PHED	13.25	10(1)	2/14 to 3/19	2
76.	XEN PHED Dn. Shahapura, Bhilwara	PHED	33.24	12(1)	2015-19	1
77.	XEN PHED Div.Alwar	PHED	23.77	7(1)	2015-19	2
78.	XEN PHED City Div Bhilwara	PHED	19.77	11(1)	2015-19	2
79.	XEN PHED Div Rajgarh (Alwar)	PHED	(-)15.61	12(1)	2016-19	2
80.	XEN PHED Rural Div-I NCR-Alwar	PHED	20.15	10(1)	9/13 to 3/19	2
81.	XEN PHED Div-Tonk	PHED	0.34	8(1)	2016-19	2
82.	XEN PHED, Distt. Rural Div-I Bikaner	PHED	80.82	12(1)	2015-19	2
83.	XEN PHED Rural Div-II Alwar	PHED	52.13	12(1)	9/13 to 3/19	2
84.	XEN PHED Div Malpura (Tonk)	PHED	80.14	8(1)	10/13 to 3/19	2
85.	XEN PHED Distt. Rural Div II Bikaner	PHED	327.67	14(1),11,1 2	2016-19	2,7,10
86.	XEN PHED NCR Div-Bhiwadi (Alwar)	PHED	3.27	12(1)	9/13 to 3/19	2
87.	XEN PHED PDR City Dn-I, Bikaner	PHED	21.84	8(1)	2016-19	2
88.	XEN PHED City Div II Ajmer	PHED	20.58	10(1)	2016-19	2
89.	XEN PHED PDR City Dn-III, Bikaner	PHED	16.14	9(1)	2015-19	2
90.	XEN Distt. Rural Div Ajmer	PHED	17.42	10(1)	2016-19	2
91.	XEN PHED PDR City Div II Bikaner	PHED	10.00	7(1)	2015-19	2
92.	XEN PHED Div Kishangarh	PHED	10.99	8(1)	2015-19	2
93.	XEN PHED City Div I Ajmer	PHED	59.61	9(1)	2015-19	2
94.	XEN PHED Project Dn Ajmer	PHED	-	7(1)	2016-19	4
95.	XEN PHED Distt. Rural Div Sriganganager	PHED	13.71	9(1)	2016-19	2
96.	XEN PHED Div Beawar	PHED	72.14	10(1)	2016-19	2
97.	XEN PHED City Div Sriganganager	PHED	6.38	9(1)	2014-19	2
98.	XEN PHED Proj. Div Jawaja (Beawar)	PHED	-	5(1)	10/13 to 3/19	4
99.	XEN PHED Proj. Div Kekri	PHED	-	6(1)	2016-19	4
100.	XEN PHED Div Anoopgarh	PHED	10.31	9(1)	2015-19	2
101.	XEN PHED Proj Div Shahapura (Bhilwara)	PHED	-	5(1)	10/13 to 3/19	4
102.	XEN PHED Dn.Nagaur	PHED	(-)22.02	11(1)	2016-19	2
103.	XEN PHED Div Hanumangarh	PHED	48.27	12(1)	2016-19	2
104.	XEN PHED Dn Suratgarh	PHED	0.21	9(1)	2016-19	2
105.	XEN PHED Dn Mertacity (Nagaur)	PHED	33.66	9(1)	2016-19	2
106.	XEN PHED Dn Churu	PHED	78.54	9(1)	2016-19	2
107.	XEN PHED Proj. Dn Nagaur	PHED	-	5(1)	2016-19	4
108.	XEN PHED Dn Makrana	PHED	17.18	9(1)	2016-19	2

S. No.	Name of division	Deptt.	Amount in Lakhs	Para no. of Part-II-B	Period of I.R.	Category of defects
1	2	3	4	5	6	7
109.	XEN PHED Dn Sujangarh	PHED	71.44	11(1)	2016-19	2
110.	XEN PHED Dn Deedwana	PHED	6.91	8(1)	2016-19	2
111.	XEN PHED Dn Nohar (Hanumangarh)	PHED	-	6(1)	2016-19	1,3
112.	XEN PHED Dn Ratangarh (Churu)	PHED	109.09	11(1)	2016-19	2
113.	XEN PHED PMC Dn-I Jayal (Nagaur)	PHED	-	6(1)	10/13 to 3/19	1
114.	XEN PHED Proj. Dn Gulabpura (Bhilwara)	PHED	-	9(1)	2015-19	4
115.	XEN PHED Proj. Dn Mertacity (Nagaur)	PHED	-	6(1)	2016-19	4
116.	XEN PHED PMC Dn Deedwana (Nagaur)	PHED	-	4(1)	2014-19	1
117.	XEN PHED Dn Behrore, Alwar	PHED	(-)8.23	10(1)	2016-19	2
118.	XEN PHED Proj. Dn Kuchaman city (Nagaur)	PHED	-	4(1)	10/13-03/19	4
119.	EE, Water Resource Department, Jawai Canal Division- Sumerpur (Pali)	WRD	0	9(i)(d)	4/2018 to 3/2019	3
120.	EE, Water Resource Department, Division- Jodhpur	WRD	0	7(i)(d)	4/2018 to 3/2019	1
			0	7(i)(x)		5
			0	7(i)(?k)		3
121.	EE, Water Resource Department, Division- Pali	WRD	0	5	4/2018 to 3/2019	2
			0	11(1)(i)		1
			0	11(1)(iii)		3
			27.14	11(1)(iv)		5
122.	EE, Water Resource Department, NCP Division- II Sanchore	WRD	0	10(1)(i)	4/2017 to 3/2018	1
			0	10(1)(iii)		3
			0	10(1)(v)		5
123.	EE, Water Resource Department, Division- Dungarpur	WRD	0.6	7(1)(i)	4/2017 to 3/2018	1
			-6.17	7(1)(iii)		5
124.	EE, Water Resource Department, Division- Banswara	WRD	58.7	7(i)(v)	4/2017 to 3/2018	1
125.	EE, Water Resource Department, NCP Division- I Sanchore	WRD	0	11(d)(i)	4/2017 to 3/2018	1
			0	11(d)(iv)		5
126.	EE, Water Resource Department, NCP Division- IV Sanchore	WRD	0	7(1)(i)	4/2017 to 3/2018	1
			0	7(1)(iv)		5
127.	EE, Water Resource Department, Division- Pratapgarh	WRD	0	5(1)(i)	4/2017 to 3/2018	1
			0	5(1)(iii)		5
128.	EE, Water Resource Department, NCP Division- V Sanchore	WRD	0	6(1)(i)	4/2017 to 3/2018	1
			0	6(1)(iv)		5
129.	EE, Water Resource Department, Division Anoopgarh	WRD	25.96	7(1)(iii)	4/2016 to 3/2018	2

S. No.	Name of division	Deptt.	Amount in Lakhs	Para no. of Part-II-B	Period of I.R.	Category of defects
1	2	3	4	5	6	7
	EE, Water Resource Department, Division Suratgarh	WRD	0	6(1)(ii)	4/2017 to 3/2018	3
130.	EE, RWSRP Raisinghnagar	WRD	0	6(1)(iii)	4/2017 to 3/2018	5
			0	6(1)(v)		3
131.	EE, Water Resource Department, Division-II Hanumangarh	WRD	0	10(1)(i)	4/2018 to 3/2019	1
			0	10(1)(ii)		3
			1.79	10(1)(iii)		5
132.	EE, Water Resource Department, Division-I Hanumangarh	WRD	0	8(1)(i)	4/2018 to 3/2019	1
			0	8(1)(iii)		5
			0	8(1)(v)		3
133.	EE, Water Resource Department, Division- Nohar	WRD	0	8(i)	4/2018 to 3/2019	1
134.	EE, Water Resource Department, Regulation Div. Hanumangarh	WRD	0	6(1)(i)	4/2018 to 3/2019	1
			0	6(1)(ii)		3
			0	6(1)(iii)		5
135.	EE, Water Resource Department, Division Rawatsar	WRD	0	6(1)(l)	4/2017 to 3/2018	5
			0	6(1)(;)		3
136.	EE, Water Resource Department, Rajgarh Medium Irrigation Project Division- Bhawani Mandi Jhalawar	WRD	0	7(1)(i)	4/2017 to 3/2018	5
			0	7(1)(ii)		3
137.	EE, Water Resource Department, Parwan Project Division- I, Jhalawar	WRD	0	5(1)(i)	4/2013 to 3/2018	5
			0	5(1)(iii)		3
138.	EE, Water Resource Department, NCP Division- III Sanchore	WRD	0	9(1)(i)	4/2017 to 3/2018	1
			0	9(1)(iv)		5
139.	EE, Water Resource Department, Division- Kota	WRD	0	11(1)(ii)	4/2017 to 3/2018	3
			0	11(1)(iv)		2
140.	EE, Water Resource Department, Parwan Project Division- II, Jhalawar	WRD	0	4(1)(i)	10/2013 to 3/2018	1
			0	4(1)(iii)		3
141.	EE, Water Resource Department, Division- Jodhpur	WRD	0	12(1)(i)	4/2017 to 3/2018	1
			0	12(1)(iii)		5
			0	12(1)(iv)		3
142.	EE, Water Resource Department, Division- Jalore	WRD	0	8(1)(i)	4/2017 to 3/2018	1
			0	8(1)(ii)		3
			0	8(1)(iii)		5
143.	EE, Water Resource Department,	WRD	0	7(1)(i)	4/2017 to	1

S. No.	Name of division	Deptt.	Amount in Lakhs	Para no. of Part-II-B	Period of I.R.	Category of defects
1	2	3	4	5	6	7
	Division- Jhalawar		0	7(1)(iv)	3/2018	3
144.	EE, Water Resource Department, Division-II, Chhabra	WRD	0	11(1)(i)	4/2017 to 3/2018	1
145.	EE, Water Resource Department, Division- Sirohi	WRD	0	8(1)(i)	4/2017 to 3/2018	1
146.	EE, Water Resource Department, Division- I, Baran	WRD	0	8(1)(i)	4/2017 to 3/2018	1
			0	8(1)(ii)		5
147.	EE, Water Resource Department, Division- Bundi	WRD	0	9(1)(i)	4/2016 to 3/2018	1
			0	9(1)(ii)		5
			0	9(1)(iii)		2
148.	EE, Water Resource Department, Jawai Canal Division- Sumerpur (Pali)	WRD	0	7(1)(i)	4/2017 to 3/2018	4
149.	EE, Water Resource Department, Division- III, Baran	WRD	0	6(1)(i)	4/2017 to 3/2018	1
			0	6(1)(iv)		3
150.	EE, Water Resource Department, Division- Aklera Jhalawar	WRD	0	6	4/2017 to 3/2018	2
			0	9(1)(i)		1
			0	9(1)(iv)		3
151.	EE, Khamera Nahar Dn. Mahi Project Banswara	WRD	0	4(1)(i)	4/2017 to 3/2018	1
			0	4(1)(v)		3
152.	EE, Dam Dn.I Mahi Project Banswara	WRD	20.61	6	4/2018 to 3/2019	2
			0	8(1)(i)		1
			0	8(1)(iii)		3
153.	EE, Supply Dn. LMC Mahi Project Banswara	WRD	0	4(1)(i)	4/2017 to 3/2018	5
			0	4(1)(ii)		3
154.	XEN, Water Resource Department, Division- II Bhilwara	WRD	0	9(i)	4/2018 to 3/2019	3
155.	XEN, Water Resource Department, Division- Dausa	WRD	0.14	7(1)(v)	4/2017 to 3/2019	1
			0	7(1)(l)		5
156.	EE, Water Resource Department, Chawadi Project Division- Jhalawar	WRD	0	8(1)(i)	4/2017 to 3/2018	5
			0	8(1)(ii)		3
157.	XEN, Water Resource Department, Division- tonk	WRD	0	8(1)(iv)	4/2018 to 3/2019	3
158.	EE, Water Resource Department, Division- Karauli	WRD	0	6(1)(i)	4/2017 to 3/2018	1
			0	6(1)(iii)		5
			0	6(1)(v)		3
159.	EE, Dam Dn.I Mahi Project Banswara	WRD	0	7(1)(i)	4/2017 to 3/2018	1
			0	7(1)(iii)		3



S. No.	Name of division	Deptt.	Amount in Lakhs	Para no. of Part-II-B	Period of I.R.	Category of defects
1	2	3	4	5	6	7
160.	EE, Water Resource Department, Division- Alwar	WRD	0	5(1)(i)	4/2016 to 3/2018	1
			0	5(1)(iii)		5
			0	5(1)(v)		3
161.	EE, Water Resource Department, Division-II Dholpur	WRD	0	7(1)(i)	4/2017 to 3/2018	5
162.	EE, Water Resource Department, Division-I Dholpur	WRD	0	8(1)(i)	4/2017 to 3/2018	5
			0.81	8(1)(iv)		7
163.	EE IGNP 20 <sup>th</sup> Division, Bikaner	IGNP	28.68	6(i)	04/2018 to 03/2019	5
164.	EE IGNP Kolayat lift Division, Bikaner	IGNP	24.56	5(i)	04/2018 to 03/2019	5
165.	EE IGNP Serve & Investigation lift Division, Rawatsar	IGNP	0.00	8(i)	04/2011 to 03/2019	1,5
166.	EE Command Area Development, CAD 7 <sup>th</sup> Division Shriganganagar	CAD	-	4(1)	04/2018 to 03/2019	5
167.	EE Command Area Development, OFD-I Division Srivijaynagar (Shriganganagar)	CAD	-	5(i)	04/2018 to 03/2019	5
168.	EE Command Area Development, OFD-III Division Suratgarh (Shriganganagar)	CAD	167.48	6(i)	04/2018 to 03/2019	5

### ABSTRACT

Name of Deptt.	No. of Units	Amount (in lakhs)
PWD	74	42.15
PHED	44	1233.11
WRD	44	129.58
IGNP	03	53.24
CAD	03	167.48
<b>Total</b>	<b>168</b>	<b>1625.56</b>

## Appendix-G

### Statement showing names of divisions where check measurement register, hindrance register and measurement book not maintained

#### Category of Defects:

1. Check Measurement registers were not maintained.
2. Check Measurement registers were not maintained properly.
3. Hindrance Registers not maintained/or not maintained properly.
4. Measurement book not maintained properly/in defective manner.

S. No.	Name of division	Deptt.	Para no. of Part-II-B	Period of I.R.	Category of defects
1	2	3	4	5	6
1.	XEN PWD Dn. Bridge Proj. Bundi	PWD	8(12)	2016-19	2
2.	XEN PWD Dn Kuchaman City Nagaur	PWD	8(13)	2018-19	1
3.	XEN PWD Dn Kekri, Ajmer	PWD	13(12)	2018-19	1
4.	XEN PWD Distt. Dn. Ajmer	PWD	11(15)	2018-19	1
5.	XEN PWD Dn Behrore, Alwar	PWD	5(7)	2016-19	2
6.	XEN PWD Dn Kotputli	PWD	9(8)	2018-19	1
7.	XEN PWD Dn Nagaur	PWD	5(5)	2018-19	1
8.	XEN PWD Dn Shahbad	PWD	7(12)	2018-19	1
9.	XEN PWD Dn Mandalgarh Bhilwara	PWD	8(10)	2018-19	1
10.	XEN PWD Dn Jhalawar	PWD	8(7)	2018-19	1
11.	XEN PWD Dn Aklera Jhalawar	PWD	8(10)	2018-19	1
12.	XEN PWD Dn-Sapotara	PWD	8(12)	2018-19	1
13.	XEN PWD Dn-I Bharatpur	PWD	9(8)	2018-19	1
14.	XEN PWD Dn Nenwa	PWD	8(11)	2016-19	1
15.	XEN PWD Dn. Shriganganagar	PWD	10(>)	2018-19	1
16.	XEN PWD Dn Hanumangarh	PWD	5(8)	2018-19	1
17.	XEN PWD Dn-I Barmer	PWD	6(8)	2018-19	1
18.	XEN PWD NH Dn Barmer	PWD	5(11)	2018-19	1
19.	XEN PWD City Dn- Bikaner	PWD	5(N)	2018-19	1
20.	XEN PWD Dn. Pratapgarh-II Arnod	PWD	7(12)	2018-19	1
21.	XEN PWD Sikandara Dausa	PWD	5(7)	2018-19	1
22.	XEN PWD Dn-II Alwar	PWD	9(11)	2018-19	1
23.	XEN PWD Dn. Balotra	PWD	4(7)	2018-19	2
24.	XEN PWD Dn Dausa	PWD	9(14)	2018-19	2
25.	XEN PWD Dn Pali	PWD	7(12)	2017-19	1
26.	XEN PWD Electrical Dn-I, Jaipur	PWD	6(10)	2018-19	1
27.	XEN PWD Distt. Dn Etawah Kota	PWD	6(7)	2018-19	1
28.	XEN PWD Dn Anoopgarh	PWD	7(7)	2018-19	1
29.	XEN PWD Ratangarh, Churu	PWD	6(8)	2018-19	1
30.	XEN PWD Dn Lakheri Bundi	PWD	7(12)	2014-19	1
31.	XEN PWD Electrical Dn Banswara	PWD	9(10)	2018-19	1
32.	XEN PWD Dn. Sojat City	PWD	10(10)	2017-19	1
33.	XEN PWD City Dn Udaipur	PWD	7(12)	2018-19	1
34.	XEN PWD Dn Rajsamand	PWD	6(11)	2018-19	1
35.	XEN PWD Dn Ballabhnagar	PWD	8(12)	2018-19	1
36.	XEN PWD Dn Begun	PWD	8(10)	2018-19	1
37.	XEN PWD Dn Simalwara	PWD	9(12)	2018-19	1

S. No.	Name of division	Deptt.	Para no. of Part-II-B	Period of I.R.	Category of defects
1	2	3	4	5	6
38.	XEN PWD Dn Abu Road	PWD	9(12)	2018-19	1
39.	XEN PWD Dn Suratgarh	PWD	6(8)	2018-19	1
40.	XEN PWD Dn Rajgarh Alwar	PWD	8(7)	2018-19	1
41.	XEN PWD Dn Navalgarh	PWD	10(8)	2018-19	1
42.	XEN PWD Dn Khetri	PWD	10(8)	2018-19	1
43.	XEN PWD Dn Sikar	PWD	6(8)	2018-19	1
44.	XEN PWD Dn Dungarpur	PWD	6(7)	2018-19	1
45.	XEN PWD Dn-III Jaipur	PWD	1(7)	2018-19	1
46.	XEN PWD NH-Dn,Pali	PWD	6(12)	2018-19	1
47.	XEN PHED Rural Dn Bhilwara	PHED	3(3), 4(3)	2/14 to 3/19	3
48.	XEN PHED Div Shahapura (Bhilwara)	PHED	6(1b)	2015-19	3
49.	XEN,PHED Div-Tonk	PHED	2(5)	2016-19	3
50.	XEN PHED, Distt. Rural Div-I -Bikaner	PHED	1(6,7),2(4), 3(2), 5(1-a)	2015-19	3,4
51.	XEN PHED Div Malpura (Tonk)	PHED	3(3,5)	10/13 to 3/19	3,4
52.	XEN PHED PDR City Dn-I, Bikaner	PHED	2(1b)	2016-19	3
53.	XEN PHED City Div II Ajmer	PHED	4(4)	2016-19	3
54.	XEN PHED Div Kishangarh	PHED	1(4),3(4), 4(5)	2015-19	3
55.	XEN PHED City Div Sriganganager	PHED	1(1),2(2b), 9(12)	2014-19	3,1
56.	XEN PHED Div Anoopgarh	PHED	1(1b), 2(1b), 3(1b), 4(1b), 5(1b), 6(1b)	2015-19	1,3
57.	XEN PHED Proj. Div Shahapura (Bhilwara)	PHED	5(12)	10/13 to 3/19	1
58.	XEN PHED Div Hanumangarh	PHED	12(9)	2016-19	1
59.	XEN PHED Dn Suratgarh	PHED	9(12)	2016-19	1
60.	XEN PHED Proj Dn Mandalgarh (Bhilwara)	PHED	4(2)	F.A to 3/19	3
61.	XEN PHED Dn Churu	PHED	2(2b), 3(b), 5b, 9(12)	2016-19	3,5
62.	XEN PHED Dn Sujangarh	PHED	4(4b),11(12)	2016-19	1
63.	XEN PHED Dn Deedwana	PHED	2(a-5,b-4), 3(3), 4(2)	2016-19	3
64.	XEN PHED Dn Nohar (Hanumangarh)	PHED	6(9)	2016-19	1
65.	XEN PHED Dn Ratangarh (Churu)	PHED	4(4)	2016-19	3
66.	XEN PHED Proj. Dn Gulabpura (Bhilwara)	PHED	9(12)	2015-19	1
67.	XEN PHED Proj. Dn Mertacity (Nagaur)	PHED	6(12)	2016-19	1
68.	EE, Water Resource Department, Division-Dungarpur	WRD	7(xiv)	4/2017 to 3/2018	1
69.	EE, Water Resource Department, NCP Division- I Sanchore	WRD	11(B )	4/2017 to 3/2018	1
70.	EE, Water Resource Department, Division-Udaipur	WRD	7(viii)	4/2017 to 3/2018	1
71.	EE, Water Resource Department, Division-Rajsamand	WRD	7(xiii)	4/2017 to 3/2018	1

<b>S. No.</b>	<b>Name of division</b>	<b>Deptt.</b>	<b>Para no. of Part-II-B</b>	<b>Period of I.R.</b>	<b>Category of defects</b>
<b>1</b>	<b>2</b>	<b>3</b>	<b>4</b>	<b>5</b>	<b>6</b>
72.	EE, Water Resource Department, Division-Pratapgarh	WRD	5(viii)	4/2017 to 3/2018	1
73.	EE, Water Resource Department, Division Anoopgarh	WRD	7(xii)	4/2016 to 3/2018	1
74.	EE, Water Resource Department, Division Suratgarh	WRD	6(viii)	4/2017 to 3/2018	1
75.	EE, Water Resource Department, Rego. Division Sriganganagar	WRD	4(x)	4/2017 to 3/2018	1
76.	EE, Water Resource Department, Parwan Project Division- I, Jhalawar	WRD	5(vii)	4/2013 to 3/2018	1
77.	EE, Water Resource Department, Division-Jodhpur	WRD	12(xiv)	4/2017 to 3/2018	1
78.	EE, Water Resource Department, Division-Jhalawar	WRD	7(vii)	4/2017 to 3/2018	1
79.	EE, Water Resource Department, Division-III, Baran	WRD	6(xiv)	4/2017 to 3/2018	1
80.	EE, Dam Dn.I Mahi Project Banswara	WRD	8(viii)	4/2018 to 3/2019	1
81.	EE, BBSC Div. Banswara	WRD	5(xi)	4/2017 to 3/2018	2
82.	XEN, Water Resource Department, Division- tonk	WRD	8(9)	4/2018 to 3/2019	1
83.	EE, Dam Dn.I Mahi Project Banswara	WRD	7(vii)	4/2017 to 3/2018	1
84.	EE IGNP 20 <sup>th</sup> Division, Bikaner	IGNP	6(xi)	04/2018 to 03/2019	1
85.	EE IGNP Kolayat lift Division, Bikaner	IGNP	5(xi)	04/2018 to 03/2019	1
86.	EE IGNP Serve & Investigation lift Division, Rawatsar	IGNP	8(xii)	04/2011 to 03/2019	1

### **ABSTRACT**

<b>Name of Deptt.</b>	<b>No. of Units</b>	<b>Amount (in lakhs)</b>
PWD	46	-
PHED	21	-
WRD	16	-
IGNP	03	-
CAD	-	-
<b>Total</b>	<b>86</b>	<b>-</b>

## Appendix-H

### Statement showing names of the divisions where half yearly registers were not maintained or maintained in defective manner in form 12/12A

#### Category of defects:

1. Half yearly registers were not maintained.
2. Half yearly registers were not maintained properly.
3. Form 11 was not received from Sub-Divisions.

Sr. No.	Name of Division	Deptt.	Amount (in lakhs)	Para No. of Part – II - A & B	Period of IR	Categories of defects
1	2	3	4	5	6	7
1.	XEN PHED Div.- Nohar	PHED	-	6(1)	2016-19	1,3
2.	EE, Water Resource Department, Jawai Canal Division- Sumerpur (Pali)	WRD	0	9(i)(ख)	4/2018 to 3/2019	1
3.	EE, Water Resource Department, Division- Jodhpur	WRD	0	7(i)(ख)	4/2018 to 3/2019	1
4.	EE, Water Resource Department, Division- Pali	WRD	0	11(1)(ii)	4/2018 to 3/2019	3
5.	EE, Water Resource Department, NCP Division- II Sanchore	WRD	0	10(1)(ii)	4/2017 to 3/2018	1
6.	EE, Water Resource Department, Division- Dungarpur	WRD	0.6	7(1)(ii)	4/2017 to 3/2018	1
7.	EE, Water Resource Department, Division- Banswara	WRD	58.7	7(i)(c)	4/2017 to 3/2018	1
8.	EE, Water Resource Department, NCP Division- I Sanchore	WRD	0	11(d)(ii)	4/2017 to 3/2018	1
9.	EE, Water Resource Department, NCP Division- IV Sanchore	WRD	0	7(1)(ii)	4/2017 to 3/2018	1
10.	EE, Water Resource Department, Division- Pratapgarh	WRD	0	5(1)(ii)	4/2017 to 3/2018	1
11.	EE, Water Resource Department, NCP Division- V Sanchore	WRD	0	6(1)(ii)	4/2017 to 3/2018	3
12.	EE, RWSRP Raisinghnagar	WRD	0.62	6(1)(ii)	4/2017 to 3/2018	0
13.	EE, Water Resource Department, Division-I Hanumangarh	WRD	0	8(1)(ii)	4/2018 to 3/2019	1
14.	EE, Water Resource Department, Division	WRD	0	6(1)(c)	4/2017 to 3/2018	3

Sr. No.	Name of Division	Deptt.	Amount (in lakhs)	Para No. of Part – II - A & B	Period of IR	Categorie of defects
1	2	3	4	5	6	7
	Rawatsar					
15.	EE, Water Resource Department, Rajgarh Medium Irrigation Project Division- Bhawani Mandi Jhalawar	WRD	0	7(1)(iii)	4/2017 to 3/2018	1
16.	EE, Water Resource Department, Parwan Project Division- I, Jhalawar	WRD	0	5(1)(ii)	4/2013 to 3/2018	1
17.	EE, Water Resource Department, NCP Division- III Sanchore	WRD	0	9(1)(ii)	4/2017 to 3/2018	1
18.	EE, Water Resource Department, Division- Kota	WRD	0	11(1)(iii)	4/2017 to 3/2018	1
19.	EE, Water Resource Department, Parwan Project Division- II, Jhalawar	WRD	0	4(1)(ii)	10/2013 to 3/2018	1
20.	EE, Water Resource Department, Division- Jodhpur	WRD	0	12(1)(ii)	4/2017 to 3/2018	1
21.	EE, Water Resource Department, Division- Jhalawar	WRD	0	7(1)(ii)	4/2017 to 3/2018	1
22.	EE, Water Resource Department, Division-II, Chhabra	WRD	0	11(1)(ii)	4/2017 to 3/2018	1
23.	EE, Water Resource Department, Division- Sirohi	WRD	0	8(1)(ii)	4/2017 to 3/2018	1
24.	EE, Water Resource Department, Jawai Canal Division- Sumerpur (Pali)	WRD	0	7(1)(ii)	4/2017 to 3/2018	1
25.	EE, Water Resource Department, Division- III, Baran	WRD	0	6(1)(ii)	4/2017 to 3/2018	1
26.	EE, Water Resource Department, Division- Aklera Jhalawar	WRD	0	9(1)(ii)	4/2017 to 3/2018	1
27.	EE, Khamera Nahar Dn. Mahi Project Banswara	WRD	0	4(1)(ii)	4/2017 to 3/2018	1
28.	EE, Supply Dn. LMC Mahi Project Banswara	WRD	0	4(1)(iii)	4/2017 to 3/2018	1
29.	XEN, Water Resource Department, Division- Dausa	WRD	0	7(1)(ख)	4/2017 to 3/2019	3
30.	EE, Water Resource Department, Chawadi Project	WRD	0	8(1)(iii)	4/2017 to 3/2018	1

Sr. No.	Name of Division	Deptt.	Amount (in lakhs)	Para No. of Part – II - A & B	Period of IR	Categorie of defects
1	2	3	4	5	6	7
	Division- Jhalawar					
31.	XEN, Water Resource Department, Division- tonk	WRD	0	8(1)(ii)	4/2018 to 3/2019	1
32.	EE, Water Resource Department, Division- Karauli	WRD	0	6(1)(ii)	4/2017 to 3/2018	0
33.	EE, Water Resource Department, Division- Alwar	WRD	0	5(1)(ii)	4/2016 to 3/2018	3
34.	EE, Water Resource Department, Division-II Dholpur	WRD	0	7(1)(iii)	4/2017 to 3/2018	1
35.	EE, Water Resource Department, Division-I Dholpur	WRD	0	8(1)(iii)	4/2017 to 3/2018	1
36.	EE IGNP 20 <sup>th</sup> Division, Bikaner	IGNP	-	8(1-ii)	04/2018 to 03/2019	3
37.	EE IGNP Kolayat lift Division, Bikaner	IGNP	-	8(1-b)	04/2018 to 03/2019	3
38.	EE IGNP Serve & Investigation lift Division, Rawatsar	IGNP	-	6(i-b)	04/2011 to 03/2019	3
39.	EE Command Area Development, CAD 7 <sup>th</sup> Division Shriganganagar	CAD	-	4(1-b)	04/2018 to 03/2019	3
40.	EE Command Area Development, OFD-I Division Srivijaynagar (Shriganganagar)	CAD	-	5(1-b)	04/2018 to 03/2019	3
41.	EE Command Area Development, OFD-III Division Suratgarh (Shriganganagar)	CAD	-	6(1-b)	04/2018 to 03/2019	3

### ABSTRACT

Name of Deptt.	No. of Units	Amount (in lakhs)
PWD	-	-
PHED	01	-
WRD	34	59.92
IGNP	03	-
CAD	03	-
<b>Total</b>	<b>41</b>	<b>59.92</b>

## Appendix-I

### Statement showing balances under Misc. PW Advances.

S. No.	Name of division	Deptt.	Amount in Lakhs	Para no. of Part-II-B	Period of I.R.	Amount in the review for the year 2018-19 (illustrated for some cases)
1	2	3	4	5	6	7
1.	XEN PWD Dn. Chaksu	PWD	-	7(4)	2018-19	
2.	XEN PWD Dn Bundi	PWD	2.16	6(16)	2018-19	
3.	XEN PWD Distt. Dn Bassi	PWD	7.95	13(14)	2018-19	
4.	XEN PWD Dn Behrore, Alwar	PWD	-	5(8)	2016-19	
5.	XEN PWD Dn Degana nagaur	PWD	-	7(16)	2018-19	
6.	XEN PWD NH Dn Jhalawar	PWD	0.70	5(14)	2016-19	
7.	XEN PWD Dn Nagaur	PWD	2.00	5(4)	2018-19	
8.	XEN PWD Distt. Dn Kota	PWD	1.40	7(14)	2018-19	
9.	XEN PWD Dn Mandalgarh Bhilwara	PWD	-	8(4)	2018-19	
10.	XEN PWD Dn Jhalawar	PWD	1.98	8(13)	2018-19	
11.	XEN PWD Dn Aklera Jhalawar	PWD	6.90	8(8)	2018-19	
<b>12.</b>	<b>XEN PWD Dn-I-Sawaimadhopur</b>	<b>PWD</b>	<b>137.17</b>	<b>9(13)</b>	<b>2018-19</b>	<b>137.17</b>
13.	XEN PWD Dn- Baran	PWD	1.96	7(10)	2016-19	
<b>14.</b>	<b>XEN PWD Dn Shriganganagar</b>	<b>PWD</b>	<b>19.13</b>	<b>10(N)</b>	<b>2018-19</b>	<b>-</b>
15.	XEN PWD Dn-I Bharatpur	PWD	9.49	9(6)	2018-19	
16.	XEN PWD Dn Hanumangarh	PWD	0.75	5(10)	2018-19	
17.	XEN PWD Dn Jalore	PWD	-	10(6)	2017-19	
18.	XEN PWD Electrical Dn- Banswara	PWD	-	9(9)	2018-19	
19.	XEN PWD Dn Pali	PWD	2.34	7(7)	2017-19	
20.	XEN PWD Dn- Sojat City	PWD	0.94	10(4)	2017-19	
21.	XEN PWD Electrical Dn-I Jaipur	PWD	-	6(15)	2018-19	
22.	XEN PWD Dn-II Jodhpur	PWD	2.25	9(4)	2017-19	
<b>23.</b>	<b>XEN PWD NH Dn-I Jaipur</b>	<b>PWD</b>	<b>11.37</b>	<b>7(7)</b>	<b>2018-19</b>	<b>1.99</b>



S. No.	Name of division	Deptt.	Amount in Lakhs	Para no. of Part-II-B	Period of I.R.	Amount in the review for the year 2018-19 (illustrated for some cases)
1	2	3	4	5	6	7
24.	XEN PWD Dn Dausa	PWD	0.56	10(7)	2018-19	
25.	XEN PWD Dn Anoopgarh	PWD	-	7(14)	2018-19	
26.	XEN PWD Dn. Ratangarh, Churu	PWD	9.03	6(15)	2018-19	
<b>27.</b>	<b>XEN PWD Dn-II Sawaimadhopur</b>	<b>PWD</b>	<b>4160.00</b>	<b>8(4)</b>	<b>2018-19</b>	<b>-</b>
28.	XEN PWD Dn Khetri	PWD	2.94	10(15)	2018-19	
29.	XEN PWD Dn Sikar	PWD	5.44	6(14)	2018-19	
30.	XEN PWD Dn Dungarpur	PWD	7.48	6(11)	2018-19	
31.	XEN PWD Dn Fatehpur	PWD	-	7(8)	2018-19	
32.	XEN PWD Dn-III Jaipur	PWD	3.93	5(11)	2018-19	
33.	XEN PWD Dn, Chhabra	PWD	1.88	8(7)	2018-19	
<b>34.</b>	<b>XEN PHED Div. Alwar</b>	<b>PHED</b>	<b>23.77</b>	<b>7(7)</b>	<b>2015-19</b>	<b>-</b>
35.	XEN PHED City Div Bhilwara	PHED	2.83	11(7), 8(7)	2015-19	
36.	XEN PHED Distt. Rural Div-I Bikaner	PHED	1.70	12(7)	2015-19	
37.	XEN PHED Distt. Rural Div II Bikaner	PHED	14.72	14(7)	2016-19	
38.	XEN PHED City Div II Ajmer	PHED	15.51	10(7)	2016-19	
<b>39.</b>	<b>XEN Distt. Rural Div Ajmer</b>	<b>PHED</b>	<b>47.22</b>	<b>10(7)</b>	<b>2016-19</b>	<b>-</b>
40.	XEN PHED Div Kishangarh, Ajmer	PHED	13.62	8(7)	2015-19	
41.	XEN PHED Distt. Rural Div Sriganganager	PHED	3.21	9(7)	2016-19	
<b>42.</b>	<b>XEN PHED Div Beawar</b>	<b>PHED</b>	<b>64.36</b>	<b>10(7)</b>	<b>2016-19</b>	<b>-</b>
<b>43.</b>	<b>XEN PHED Dn. Nagaur</b>	<b>PHED</b>	<b>67.84</b>	<b>11(7)</b>	<b>2016-19</b>	<b>-</b>
44.	XEN PHED Dn Suratgarh	PHED	2.18	9(7)	2016-19	
45.	XEN PHED Dn Mertacity (Nagaur)	PHED	15.41	9(7)	2016-19	
46.	XEN PHED Dn Churu	PHED	31.07	9(7)	2016-19	
47.	XEN PHED Dn Ratangarh (Churu)	PHED	12.17	11(7), 9	2016-19	
48.	EE, Water Resource Department, Division- Jodhpur	WRD	3.2	7(x)	4/2018 to 3/2019	

S. No.	Name of division	Deptt.	Amount in Lakhs	Para no. of Part-II-B	Period of I.R.	Amount in the review for the year 2018-19 (illustrated for some cases)
1	2	3	4	5	6	7
49.	<b>EE, Water Resource Department, Division- Pali</b>	<b>WRD</b>	<b>13.76</b>	<b>11(viii)</b>	<b>4/2018 to 3/2019</b>	-
50.	EE, Water Resource Department, NCP Division- II Sanchore	WRD	0	10(ix)	4/2017 to 3/2018	
51.	<b>EE, Water Resource Department, Jakham Dam Division- Dhariyabad</b>	<b>WRD</b>	<b>20.05</b>	<b>6(xviii)</b>	<b>4/2017 to 3/2018</b>	-
52.	EE, Water Resource Department, Division- Dungarpur	WRD	6.16	7(x)	4/2017 to 3/2018	
53.	EE, Water Resource Department, Division- Banswara	WRD	3.79	7(xvi)	4/2017 to 3/2018	
54.	EE, Water Resource Department, Division- Pratapgarh	WRD	7.78	5(ix)	4/2017 to 3/2018	
55.	<b>EE, Water Resource Department, Division Anoopgarh</b>	<b>WRD</b>	<b>97.08</b>	<b>7(xvii)</b>	<b>4/2016 to 3/2018</b>	-
56.	EE, Water Resource Department, Division Suratgarh	WRD	0	6(xiii)	4/2017 to 3/2018	
57.	EE, Water Resource Department, Division- Rawatsar	WRD	8.67	12(xvii)	4/2018 to 3/2019	
58.	EE, Water Resource Department, Parwan Project Division- II, Jhalawar	WRD	0.19	4(viii)	10/2013 to 3/2018	
59.	EE, Water Resource Department, Division- Jodhpur	WRD	0	12(x)	4/2017 to 3/2018	

S. No.	Name of division	Deptt.	Amount in Lakhs	Para no. of Part-II-B	Period of I.R.	Amount in the review for the year 2018-19 (illustrated for some cases)
1	2	3	4	5	6	7
60.	EE, Water Resource Department, Division- Jhalawar	WRD	11.78	7(vii)	4/2017 to 3/2018	
61.	EE, Water Resource Department, Division-II, Chhabra	WRD	0.83	11(x)	4/2017 to 3/2018	
62.	EE, Water Resource Department, Division- Sirohi	WRD	0	8(vii)	4/2017 to 3/2018	
63.	EE, Water Resource Department, Division- I, Baran	WRD	6.31	8(vii)	4/2017 to 3/2018	
64.	EE, Water Resource Department, Division- III, Baran	WRD	0	6(x)	4/2017 to 3/2018	
<b>65.</b>	<b>EE, Water Resource Department, Division- Aklera Jhalawar</b>	<b>WRD</b>	<b>38.82</b>	<b>9(xii)</b>	<b>4/2017 to 3/2018</b>	<b>38.82</b>
66.	EE, Khamera Nahar Dn. Mahi Project Banswara	WRD	0	4(xvii)	4/2017 to 3/2018	
67.	EE, BBSC Div. Banswara	WRD	0.07	5(viii)	4/2017 to 3/2018	
68.	XEN, Water Resource Department, Division- Chittorgarh	WRD	0	7(vii)	4/2018 to 3/2019	
69.	XEN, Water Resource Department, Division- tonk	WRD	3.22	8(13)	4/2018 to 3/2019	
70.	EE, Water Resource Department, Division- Karauli	WRD	0	6(xviii)	4/2017 to 3/2018	
71.	EE, Water Resource Department, Division- Alwar	WRD	0.3	5(xvii)	4/2016 to 3/2018	

S. No.	Name of division	Deptt.	Amount in Lakhs	Para no. of Part-II-B	Period of I.R.	Amount in the review for the year 2018-19 (illustrated for some cases)
1	2	3	4	5	6	7
72.	EE IGNP 20 <sup>th</sup> Division, Bikaner	IGNP	8.90	6(xvi)	04/2018 to 03/2019	
73.	EE IGNP Kolayat lift Division, Bikaner	IGNP	1.17	5(xvi)	04/2018 to 03/2019	
<b>74.</b>	<b>EE IGNP Serve &amp; Investigation lift Division, Rawatsar</b>	<b>IGNP</b>	<b>13.48</b>	<b>8(x)</b>	<b>04/2011 to 03/2019</b>	<b>-</b>
<b>75.</b>	<b>EE Command Area Development, OFD-I Division Srivijaynagar (Shriganganagar)</b>	<b>CAD</b>	<b>39.57</b>	<b>5(16)</b>	<b>04/2018 to 03/2019</b>	<b>39.56</b>
76.	EE Command Area Development, OFD-III Division Suratgarh (Shriganganagar)	CAD	14.48	6(16)	04/2018 to 03/2019	

**ABSTRACT**

Name of Deptt.	No. of Units	Amount (in lakhs)
PWD	33	4399.75
PHED	14	315.61
WRD	24	222.01
IGNP	03	23.55
CAD	02	54.05
<b>Total</b>	<b>76</b>	<b>5014.97</b>

## Appendix-J

### Statement showing defects noticed in Register of PW Deposits

#### Categories of defects:

1. More than three years old deposits were not transferred to lapsed deposits.
2. Minus balances were appearing.
3. Opening balances were not attested.
4. Registers were not maintained up-to date.

S. No.	Name of division	Deptt.	Amount in Lakhs	Para no. of Part-II-B	Period of I.R.	Category of defects	Amount in the review for the year 2018-19 (illustrated for some cases)
1	2	3	4	5	6	7	8
1.	XEN PWD Dn. Sagwara	PWD	983.98	7(d)	2018-19	1	
2.	XEN PWD Dn Kuchaman City Nagaur	PWD	339.13	8(7)	2018-19	1	
3.	XEN PWD Dn Kekri, Ajmer	PWD	371.31	9	2018-19	1	
4.	XEN PWD Dn Deedwana Nagaur	PWD	83.86	6	2018-19	1	
5.	XEN PWD Distt. Dn Ajmer	PWD	1726.74	11(11)	2018-19	1	
6.	XEN PWD Dn Parbatsar Nagaur	PWD	935.08	6(7)	2018-19	1	
7.	XEN PWD Dn Nagaur	PWD	995.28	5(14)	2018-19	1	
8.	XEN PWD Dn Bali	PWD	296.42	7(6)	2017-19	1	
<b>9.</b>	<b>XEN PWD Dn Mandalgarh Bhilwara</b>	<b>PWD</b>	<b>3078.18</b>	<b>8(12)</b>	<b>2018-19</b>	<b>1</b>	<b>332.60</b>
10.	XEN PWD Dn Neemkathana	PWD	1801.23	13(10)	2018-19	1	
11.	XEN PWD Dn-I-Sawaimadhopur	PWD	713.06	9(8)	2018-19	1	
12.	XEN PWD Dn-Sapotara	PWD	913.56	8(15)	2018-19	1	
13.	XEN PWD Dn Hindaun,city	PWD	1222.64	15(j)	2018-19	1	
14.	XEN PWD Dn-I Bharatpur	PWD	914.19	9(7)	2018-19	1	
15.	XEN PWD Distt Dn-I Jodhpur	PWD	974.09	6(15)	2017-19	1	
16.	XEN PWD NH Dn-I Jaipur	PWD	788.77	7(8)	2018-19	1	
17.	XEN PWD Dn-Chaksu	PWD	598.25	7(15)	2018-19	1	
18.	XEN PWD Dn Bridge Proj. Bundi	PWD	175.72	8(15)	2018-19	1	
19.	XEN PWD Dn-I Barmer	PWD	769.93	6(16)	2018-19	1	
20.	XEN PWD Dn Rajakhera Dholpur	PWD	514.07	6(10)	2018-19	1	
21.	XEN PWD Dn Bundi	PWD	1131.04	6(18)	2018-19	1	
22.	XEN PWD Dn-I Alwar	PWD	14.70	10(14)	2018-19	1	
23.	XEN PWD Distt Dn Bassi	PWD	157.43	13(14)	2018-19	1	
24.	XEN PWD Dn-Shahpura Jaipur	PWD	1319.37	4(6)	2018-19	1	
25.	XEN PWD Dn-II Alwar	PWD	10.89	9(15)	2018-19	1	
26.	XEN PWD Dn-Fulera	PWD	954.35	7(6)	2018-19	1	
27.	XEN PWD Dn Balotra Barmer	PWD	7.66	4(9)	2018-19	1	
28.	XEN PWD Dn Dausa	PWD	1148.08	10(10)	2018-19	1	
29.	XEN PWD Dn Kushalgarh	PWD	907.37	8(16)	2018-19	1	
30.	XEN PWD City Dn Ajmer	PWD	1911.81	6(6)	2018-19	1	

S. No.	Name of division	Deptt.	Amount in Lakhs	Para no. of Part-II-B	Period of I.R.	Category of defects	Amount in the review for the year 2018-19 (illustrated for some cases)
1	2	3	4	5	6	7	8
31.	XEN PWD Dn –II Sawaimadhopur	PWD	1688.14	8(15)	2018-19	1	
32.	XEN PWD Distt. Dn Etawah Kota	PWD	1005.05	6(17)	2018-19	1	
33.	XEN PWD Dn Anoopgarh	PWD	415.23	7(12)	2018-19	1	
34.	XEN PWD NH Dn Barmer	PWD	1226.88	5(15)	2018-19	1	
35.	XEN PWD Ratangarh, Churu	PWD	957.64	6(16)	2018-19	1	
36.	XEN PWD Dn Suratgarh	PWD	706.43	6(12)	2018-19	1	
37.	XEN PWD Dn- Ballabhnager	PWD	748.55	8(10)	2018-19	1	
38.	XEN PWD Dn – II Pratapgarh	PWD	465.56	7(9)	2018-19	1	
39.	XEN PWD Dn Khanpur, Jhalawar	PWD	623.78	7(10)	2018-19	1	
40.	XEN PWD Dn-III Pratapgarh	PWD	753.83	5(10)	2018-19	1	
41.	XEN PWD Dn Sojat City	PWD	2331.23	10(9)	2018-19	1	
42.	XEN PWD Dn- Sardarsaheer	PWD	620.32	8(17)	2018-19	1	
43.	XEN PWD Dn Fatehpur	PWD	17.30	4(ii-b)	2018-19	1	
44.	XEN PWD Dn Mangrol	PWD	1259.19	6(14)	2018-19	1	
<b>45.</b>	<b>XEN PWD City Dn Rajsamand</b>	<b>PWD</b>	<b>3025.08</b>	<b>6(17)</b>	<b>2018-19</b>	<b>1</b>	<b>2993.1</b>
<b>46.</b>	<b>XEN PWD Dn Dudu Jaipur</b>	<b>PWD</b>	<b>2370.59</b>	<b>8(14)</b>	<b>2017-19</b>	<b>1</b>	<b>-</b>
47.	XEN PWD Dn Khairwara	PWD	235.17	8(12)	2018-19	1	
48.	XEN PWD Dn Behror	PWD	743.16	5(12)	2016-19	1	
49.	XEN PWD Dn Simalwara	PWD	687.66	9(16)	2018-19	1	
50.	XEN PWD Dn Kotputli	PWD	841.39	9(18)	2018-19	1	
51.	XEN PWD Dn Aklera Jhalawar	PWD	1160.18	9(9)	2018-19	1	
52.	XEN PWD Dn-I Banswara	PWD	963.63	6(17)	2018-19	1	
53.	XEN PWD NH Dn Jhalawar	PWD	220.03	8(16)	2016-19	1	
54.	XEN PWD Distt Dn Kota	PWD	855.21	7(8)	2018-19	1	
55.	XEN PWD Dn-Shahbad	PWD	876.54	7(9)	2018-19	1	
<b>56.</b>	<b>XEN PWD Dn-Jhalawar</b>	<b>PWD</b>	<b>3050.89</b>	<b>8(18)</b>	<b>2018-19</b>	<b>1</b>	<b>-</b>
57.	XEN PWD Dn Nenwa	PWD	595.58	8(13)	2016-19	1	
58.	XEN PWD Dn Baran	PWD	2242.49	7(9)	2016-19	1	
59.	XEN PWD Dn Shriganganagar	PWD	605.64	10(p)	2018-19	1	
60.	XEN PWD Dn Hanumangarh	PWD	709.02	5(11)	2018-19	1	
61.	XEN PWD Dn Tonk	PWD	1359.38	7(16)	2018-19	1	
62.	XEN PWD Dn Jalore	PWD	871.37	10(12)	2017-19	1	
63.	XEN PWD Dn Kotada	PWD	199.57	7(8)	2014-19	1	
64.	XEN PWD City Dn-Bikaner	PWD	894.20	5(Fk)	2018-19	1	
65.	XEN PWD Dn-Bhinmal	PWD	1164.28	8(11)	2018-19	1	
66.	XEN PWD Dn Navalgarh	PWD	946.31	10(15)	2018-19	1	
67.	XEN PWD Dn Sikar	PWD	1018.24	6(15)	2018-19	1	
68.	XEN PWD Dn Jhujhunu	PWD	1662.69	11(16)	2018-19	1	
69.	XEN PWD Dn Dungarpur	PWD	923.49	6(15)	2018-19	1	
70.	XEN PWD Dn-III Jaipur	PWD	1165.61	5(15)	2018-19	1	
71.	XEN PWD NH-Dn,Pali	PWD	150.89	6(16)	2018-19	1	
72.	XEN PWD Dn Chhabra	PWD	52.63	8(16)	2018-19	1	

S. No.	Name of division	Deptt.	Amount in Lakhs	Para no. of Part-II-B	Period of I.R.	Category of defects	Amount in the review for the year 2018-19 (illustrated for some cases)
1	2	3	4	5	6	7	8
73.	XEN PHED Rural Dn Bhilwara	PHED	202.86	10(8)	2/14 to 3/19	1	
74.	XEN PHED Div. Alwar	PHED	1115.68	7(16)	2015-19	1	
75.	XEN PHED City Div Bhilwara	PHED	663.17	11(8)	2015-19	1	
76.	XEN PHED Div Rajgarh (Alwar)	PHED	711.19	12(13)	2016-19	1	
77.	XEN PHED Rural Div-I NCR-Alwar	PHED	265.40	10(13)	9/13 to 3/19	1	
78.	XEN PHED Div-Tonk	PHED	852.80	8(15)	2016-19	1	
79.	XEN PHED Distt. Rural Div-I Bikaner	PHED	593.42	12(8)	2015-19	1	
80.	XEN PHED Rural Div-II Alwar	PHED	239.50	12(13)	9/13 to 3/19	1	
81.	XEN PHED Div Malpura (Tonk)	PHED	852.80	8(15)	10/13 to 3/19	1	
82.	XEN PHED Distt. Rural Div II Bikaner	PHED	1076.21	14(8)	2016-19	1	
83.	XEN PHED NCR, Div- Bhiwadi (Alwar)	PHED	1159.88	12(13)	9/13 to 3/19	1	
84.	XEN PHED PDR City Dn-I, Bikaner	PHED	393.20	8(8)	2016-19	1	
85.	XEN PHED City Div II Ajmer	PHED	677.22	10(15)	2016-19	1	
86.	XEN PHED PDR City Dn-III, Bikaner	PHED	150.28	9(8)	2015-19	1	
87.	XEN Distt. Rural Div Ajmer	PHED	1175.78	10(15)	2016-19	1	
88.	XEN PHED PDR City Div II Bikaner	PHED	223.40	7(8)	2015-19	1	
89.	XEN PHED Project Dn Ajmer	PHED	1821.19	7(8)	2016-19	1	
90.	XEN PHED Distt. Rural Div Sriganganager	PHED	659.18	9(8)	2016-19	1	
91.	XEN PHED Div Beawar	PHED	877.03	10(15)	2016-19	1	
92.	XEN PHED City Div Sriganganager	PHED	-	9(8)	2014-19	4	
<b>93.</b>	<b>XEN PHED Proj. Div Jawaja, Beawar</b>	<b>PHED</b>	<b>2966.81</b>	<b>5(8)</b>	<b>10/13 to 3/19</b>	<b>1</b>	<b>-</b>
94.	XEN PHED Proj. Div Kekri	PHED	444.38	6(15)	2016-19	1	
95.	XEN PHED Div Anoopgarh	PHED	400.75	9(8)	2015-19	1	
<b>96.</b>	<b>XEN PHED Proj Div Shahapura (Bhilwara)</b>	<b>PHED</b>	<b>3568.17</b>	<b>5(8)</b>	<b>10/13 to 3/19</b>	<b>1,4</b>	<b>-</b>
97.	XEN PHED Dn.Nagaur	PHED	715.84	11(15)	2016-19	1	
98.	XEN PHED Dn Suratgarh	PHED	592.96	9(8)	2016-19	1	
<b>99.</b>	<b>XEN PHED Proj. Dn Nagaur</b>	<b>PHED</b>	<b>3438.32</b>	<b>5(8)</b>	<b>2016-19</b>	<b>1</b>	<b>-</b>
100.	XEN PHED Dn Makrana	PHED	413.44	10(15)	2016-19	1	
101.	XEN PHED Dn Sujangarh	PHED	2927.72	11(10)	2016-19	1	
102.	XEN PHED Dn Deedwana	PHED	500.51	8(15)	2016-19	1	
103.	XEN PHED Dn Nohar	PHED	386.40	6(15)	2016-19	1	

S. No.	Name of division	Deptt.	Amount in Lakhs	Para no. of Part-II-B	Period of I.R.	Category of defects	Amount in the review for the year 2018-19 (illustrated for some cases)
1	2	3	4	5	6	7	8
	(Hanumangarh)						
104.	XEN PHED Dn Ratangarh (Churu)	PHED	257.09	11(8)	2016-19	1	
105.	XEN PHED PMC Dn-I Jayal (Nagaur)	PHED	1331.22	6(8)	10/13 to 3/19	1	
<b>106.</b>	<b>XEN PHED Proj. Dn Gulabpura (Bhilwara)</b>	<b>PHED</b>	<b>4497.75</b>	<b>9(8)</b>	<b>2015-19</b>	<b>1</b>	<b>-</b>
107.	XEN PHED Proj. Dn Mertacity (Nagaur)	PHED	148.03	6(8)	2016-19	1,4	
108.	XEN PHED PMC Dn Deedwana (Nagaur)	PHED	1460.49	4(10)	2014-19		
109.	XEN PHED Dn Behrore, Alwar	PHED	947.76	10(16)	2016-19	1	
110.	XEN PHED Proj. Dn Kuchaman city (Nagaur)	PHED	603.74	4(8)	10/13-03/19	1,4	
111.	EE, Water Resource Department, Jawai Canal Division- Sumerpur (Pali)	WRD	501.93	9(xvii)	4/2018 to 3/2019	0	
112.	EE, Water Resource Department, Division- Jodhpur	WRD	431.1	7(xi)	4/2018 to 3/2019	1	
113.	EE, Water Resource Department, Division- Pali	WRD	731.25	11(ix)	4/2018 to 3/2019	1	
114.	EE, Water Resource Department, NCP Division- II Sanchoe	WRD	0	10(x)	4/2017 to 3/2018	1	
115.	EE, Water Resource Department, Division- Dungarpur	WRD	402.98	7(xi)	4/2017 to 3/2018	0	
116.	EE, Water Resource Department, Division- Banswara	WRD	738.52	7(xvii)	4/2017 to 3/2018	1	
<b>117.</b>	<b>EE, Water Resource Department, NCP Division- I Sanchoe</b>	<b>WRD</b>	34	1(viii)	<b>4/2017 to 3/2018</b>	1	
			<b>15179.13</b>	<b>11( )</b>		<b>1</b>	<b>-</b>
118.	EE, Water Resource Department, Division- Udaipur	WRD	1026.45	7(iv)	4/2017 to 3/2018	1	
119.	EE, Water Resource Department, Division- Chittorgarh	WRD	467.42	7(viii)	4/2017 to 3/2018	1	
120.	EE, Water Resource Department, Division- Rajsamand	WRD	361.37	7(x)	4/2017 to 3/2018	1	



S. No.	Name of division	Deptt.	Amount in Lakhs	Para no. of Part-II-B	Period of I.R.	Category of defects	Amount in the review for the year 2018-19 (illustrated for some cases)
1	2	3	4	5	6	7	8
121.	EE, Water Resource Department, NCP Division- IV Sanchore	WRD	52.02	7(xi)	4/2017 to 3/2018	1	
122.	EE, Water Resource Department, Division- Pratapgarh	WRD	1182.02	5(xiii)	4/2017 to 3/2018	1	
123.	EE, Water Resource Department, NCP Division- V Sanchore	WRD	2149.14	6(xi)	4/2017 to 3/2018	1	
			749.74	7(xx)		1	
124.	EE, Water Resource Department, Division Suratgarh	WRD	375	6(ix)	4/2017 to 3/2018	1	
125.	EE, Water Resource Department, Rego. Division Sriganganagar	WRD	3.8	4(xx)	4/2017 to 3/2018	1	
126.	EE, RWSRP Raisinghnagar	WRD	293.19	6(xviii)	4/2017 to 3/2018	1	
127.	EE, Water Resource Department, Division-I Hanumangarh	WRD	504.51	8(xviii)	4/2018 to 3/2019	1	
128.	EE, Water Resource Department, Regulation Div. Hanumangarh	WRD	78.57	6(xvi)	4/2018 to 3/2019	1	
129.	EE, Water Resource Department, Division Rawatsar	WRD	503.57	6(xviii)	4/2017 to 3/2018	1	
130.	EE, Water Resource Department, Rajgarh Medium Irrigation Project Division- Bhawani Mandi Jhalawar	WRD	1074.99	7(vi)	4/2017 to 3/2018	1	
131.	EE, Water Resource Department, Parwan Project Division- I, Jhalawar	WRD	399.39	5(xiii)	4/2013 to 3/2018	1	
132.	EE, Water Resource Department, NCP Division- III Sanchore	WRD	2.75	1(iii)	4/2017 to 3/2018	1	
			4.38	2(vi)		1	
			1.62	3(iv)		1	
			4.09	5(iv)		1	
			840.22	9(xi)		1	
133.	EE, Water Resource Department, Division- Kota	WRD	509.03	11(v)	4/2017 to 3/2018	1	

S. No.	Name of division	Deptt.	Amount in Lakhs	Para no. of Part-II-B	Period of I.R.	Category of defects	Amount in the review for the year 2018-19 (illustrated for some cases)
1	2	3	4	5	6	7	8
134.	EE, Water Resource Department, Parwan Project Division- II, Jhalawar	WRD	4.42	4(xiii)	10/2013 to 3/2018	1	
135.	EE, Water Resource Department, Division- Jodhpur	WRD	15.67	7	4/2017 to 3/2018	1	
			216.44	12(xi)		1	
136.	EE, Water Resource Department, Division- Jalore	WRD	468.55	6	4/2017 to 3/2018	1	
			158.93	8(xviii)		1	
137.	EE, Water Resource Department, Division- Jhalawar	WRD	785.06	7(xiii)	4/2017 to 3/2018	1	
<b>138.</b>	<b>EE, Water Resource Department, Division-II, Chhabra</b>	<b>WRD</b>	<b>3613.29</b>	<b>11(ix)</b>	<b>4/2017 to 3/2018</b>	<b>1</b>	<b>361.32</b>
139.	EE, Water Resource Department, Division- Sirohi	WRD	1404.09	8(viii)	4/2017 to 3/2018	1	
140.	EE, Water Resource Department, Division- I, Baran	WRD	171.8	1(ii)	4/2017 to 3/2018	0	
			89.97	6		1	
			466.07	8(x)		1	
141.	EE, Water Resource Department, Division- Bundi	WRD	466.07	9(x)	4/2016 to 3/2018	3	
142.	EE, Water Resource Department, Jawai Canal Division- Sumerpur (Pali)	WRD	501.02	7(xvii)	4/2017 to 3/2018	1	
143.	EE, Water Resource Department, Division- III, Baran	WRD	446.59	6(xi)	4/2017 to 3/2018	1	
<b>144.</b>	<b>EE, Water Resource Department, Division- Aklera Jhalawar</b>	<b>WRD</b>	9.87	3(ii)	<b>4/2017 to 3/2018</b>	1	<b>7402.88</b>
			<b>7402.88</b>	<b>9(xiii)</b>		<b>1</b>	
145.	EE, Dam Dn.I Mahi Project Banswara	WRD	452.93	8(xiv)	4/2018 to 3/2019	1	
146.	EE, Supply Dn. LMC Mahi Project Banswara	WRD	622.62	4(vi)	4/2017 to 3/2018	1	
147.	EE, BBSC Div. Banswara	WRD	258.81	5(vi)	4/2017 to 3/2018	4	

S. No.	Name of division	Deptt.	Amount in Lakhs	Para no. of Part-II-B	Period of I.R.	Category of defects	Amount in the review for the year 2018-19 (illustrated for some cases)
1	2	3	4	5	6	7	8
148.	XEN, Water Resource Department, Division- II Bhilwara	WRD	373.28	9(x)	4/2018 to 3/2019	1	
149.	XEN, Water Resource Department, Division- Chittorgarh	WRD	0	7(viii)	4/2018 to 3/2019	1	
<b>150.</b>	<b>EE, Water Resource Department, Chawadi Project Division- Jhalawar</b>	<b>WRD</b>	<b>3221.31</b>	<b>8(vi)</b>	<b>4/2017 to 3/2018</b>	<b>1</b>	<b>3221.30</b>
151.	EE, Water Resource Department, Division- Karauli	WRD	472.45	6(xix)	4/2017 to 3/2018	1	
152.	EE, Dam Dn.I Mahi Project Banswara	WRD	422.61	7(xiv)	4/2017 to 3/2018	1	
153.	EE, Water Resource Department, Division- Alwar	WRD	175.53	5(xviii)	4/2016 to 3/2018	1	
154.	EE, Water Resource Department, Division-II Dholpur	WRD	16.59	7(vi)	4/2017 to 3/2018	1	
155.	EE, Water Resource Department, Division-I Dholpur	WRD	1287.64	3(iii)	4/2017 to 3/2018	1	
			1287.64	8(vi)		1	
156.	Ex.En. IGNP 24th Dn. Phalodi, Jodhpur	IGNP	199.02	6(xv)	04/2013 to 03/2018	1	
<b>157.</b>	<b>EE IGNP 20<sup>th</sup> Division, Bikaner</b>	<b>IGNP</b>	<b>1016.20</b>	<b>6(xvii)</b>	<b>04/2018 to 03/2019</b>	<b>1</b>	<b>844.64</b>
158.	EE IGNP Kolayat lift Division, Bikaner	IGNP	2.22	5(xvii)	04/2018 to 03/2019	1	
159.	EE IGNP Serve & Investigation lift Division, Rawatsar	IGNP	940.41	8(xi)	04/2011 to 03/2019	1	
160.	Ex. En. TMC, IGNP, mohangarh	IGNP	171.09	7(xv)	04/2016 to 03/2018	1	
161.	EE Command Area Development, CAD 7 <sup>th</sup> Division Shriganganagar	CAD	226.56	4 (17)	04/2018 to 03/2019	1	
162.	EE Command Area Development, OFD-I Division Srivijaynagar (Shriganganagar)	CAD	387.79	5(17)	04/2018 to 03/2019	1	

S. No.	Name of division	Deptt.	Amount in Lakhs	Para no. of Part-II-B	Period of I.R.	Category of defects	Amount in the review for the year 2018-19 (illustrated for some cases)
1	2	3	4	5	6	7	8
163.	EE Command Area Development, OFD-III Division Suratgarh (Shriganganagar)	CAD	580.05	6(17)	04/2018 to 03/2019	1	656.18

**ABSTRACT**

Name of Deptt.	No. of Units	Amount (in lakhs)
PWD	72	68168.24
PHED	38	39311.57
WRD	45	53414.31
IGNP	05	2328.94
CAD	03	1194.40
<b>Total</b>	<b>163</b>	<b>164417.50</b>

## Appendix-K

### Statement showing names of divisions where balances of Stock Purchased Register (Purchase) lying pending for adjustment and defective maintenance of Register

#### Category of defects:

- 1 Postings were not updated.
- 2 Balances carried forward were not attested.
- 3 Registers were not reviewed by Divisional office.
- 4 Registers were not maintained up-to date.

<b>S. No.</b>	<b>Name of division</b>	<b>Deptt.</b>	<b>Amount in Lakhs</b>	<b>Para no. of Part-II-B</b>	<b>Period of I.R.</b>	<b>Category of defects</b>
<b>1</b>	<b>2</b>	<b>3</b>	<b>4</b>	<b>5</b>	<b>6</b>	<b>7</b>
1.	XEN PWD Dn. Shriganganagar	PWD	-	10(८)	2018-19	4

#### ABSTRACT

<b>Name of Deptt.</b>	<b>No. of Units</b>	<b>Amount (in lakhs)</b>
PWD	01	-
PHED	-	-
WRD	-	-
IGNP	-	-
CAD	-	-
<b>Total</b>	<b>01</b>	<b>-</b>

## Appendix-L

### Statement showing amount of Cash Settlement Suspense Account

#### Category of defects:

1. O- Originating.
2. R- Responding.

S.No.	Name of division	Deptt.	Outstanding Amount(in Lakhs)	Para no. of Part-II-B	Period of I.R.	Category of defects
1	2	3	4	5	6	7
1	EE, Water Resource Department, Division-Karauli	WRD	0	6(ix)	4/2017 to 3/2018	1

#### ABSTRACT

Name of Deptt.	No. of Units	Amount (in lakhs)
PWD	-	-
PHED	-	-
WRD	01	-
IGNP	-	-
CAD	-	-
<b>Total</b>	<b>01</b>	<b>-</b>

## Appendix-M

### Statement showing names of divisions where defects were noticed in maintenance of Register of Land and Building

#### Categories of defects:

- 1 Register was not maintained.
- 2 Register was not maintained properly.

S. No.	Name of division	Deptt.	Para no. of Part-II-B	Period of I.R.	Category of defects
1	2	3	4	5	6
1.	XEN PWD Dn.II Pratapgarh, Arnod	PWD	7(10)	2018-19	1
2.	XEN PWD Electric Dn-I Jaipur	PWD	6(11)	2018-19	1
3.	XEN PWD Dn Deedwana Nagaur	PWD	9(16)	2018-19	1
4.	XEN PWD Dn Degana Nagaur	PWD	7(15)	2018-19	1
5.	XEN PWD Dn Sardarsaher	PWD	8(18)	2018-19	1
6.	XEN PWD Dn Nagaur	PWD	5(13)	2018-19	1
7.	XEN PWD NCRPB Dn Alwar	PWD	8(15)	2017-19	1
8.	XEN PWD Dn Lakheri Bundi	PWD	7(13)	2014-19	1
9.	XEN PWD Electric Dn Banswara	PWD	9(11)	2018-19	1
10.	XEN PWD Dn Aklera jhalawar	PWD	8(11)	2018-19	1
11.	XEN PWD Dn-Sapotara	PWD	8(16)	2018-19	1
12.	XEN PWD Dn-I Bharatpur	PWD	9(15)	2018-19	1
13.	XEN PWD Dn Sojat City	PWD	10(11)	2017-19	1
14.	XEN PWD Dn Beawar Ajmer	PWD	12(12)	2018-19	1
15.	XEN PWD Dn-II Jodhpur	PWD	9(13)	2018-19	1
16.	XEN PWD Dn Chaksu	PWD	7(14)	2018-19	1
17.	XEN PWD Dn-Rajakhera Dholpur	PWD	6(9)	2018-19	1
18.	XEN PWD Dn Bundi	PWD	6(10)	2018-19	1
19.	XEN PWD Dn-Shahpura Jaipur	PWD	4(13)	2018-19	1
20.	XEN PWD NH Dn-I Jaipur	PWD	7(14)	2018-19	1
21.	XEN PWD Dn. Sikandara Dausa	PWD	5(8)	2018-19	1
22.	XEN PWD Dn-II Alwar	PWD	9(10)	2018-19	1
23.	XEN PWD Dn-Fulera	PWD	7(13)	2018-19	1
24.	XEN PWD Balotra	PWD	4(11)	2018-19	1
25.	XEN PWD Distt. Dn Bassi	PWD	13(13)	2017-19	1
26.	XEN PWD Dn Kushalgarh	PWD	8(9)	2017-19	1
27.	XEN PWD Dn Sagwara	PWD	7(j)	2017-19	1
28.	XEN PWD City Dn Ajmer	PWD	6(13)	2018-19	1
29.	XEN PWD Distt. Dn Ajmer	PWD	11(16)	2018-19	1
30.	XEN PWD Dn Anoopgarh	PWD	7(8)	2018-19	1
31.	XEN PWD Dn Bali	PWD	7(13)	2017-19	1
32.	XEN PWD Dn Nohar	PWD	10(V)	2018-19	1
33.	XEN PWD Dn Neemkathana	PWD	13(6)	2018-19	1
34.	XEN PWD Distt. Dn-I Jodhpur	PWD	6(10)	2017-19	1
35.	XEN PWD Dn Dudu Jaipur	PWD	8(12)	2017-19	1
36.	XEN PWD Dn Behror	PWD	5(11)	2016-19	1
37.	XEN PWD Dn III Pratapgarh	PWD	5(13)	2018-19	1
38.	XEN PWD Dn Dhariyawad	PWD	7(11)	2018-19	1

S. No.	Name of division	Deptt.	Para no. of Part-II-B	Period of I.R.	Category of defects
1	2	3	4	5	6
39.	XEN PWD Dn Kotputli	PWD	9(9)	2018-19	1
40.	XEN PWD City Dn Udaipur	PWD	7(11)	2018-19	1
41.	XEN PWD Dn Rajsamand	PWD	6(12)	2018-19	1
42.	XEN PWD NH Dn Jhalawar	PWD	8(9)	2016-19	1
43.	XEN PWD Dn Shahbad	PWD	7(2)	2018-19	1
44.	XEN PWD Dn Nenwa	PWD	8(12)	2016-19	1
45.	XEN PWD Dn Simalwara	PWD	9(11)	2018-19	1
46.	XEN PWD Dn Baran	PWD	7(8)	2016-19	1
47.	XEN PWD Dn-I Banswara	PWD	6(7)	2018-19	1
48.	XEN PWD Dn Shriganganagar	PWD	10(u)	2018-19	1
49.	XEN PWD Dn Hanumangarh	PWD	5(9)	2018-19	1
50.	XEN PWD Dn-II Sawaimadhopur	PWD	8(14)	2018-19	1
51.	XEN PWD Dn-Kotada	PWD	7(13)	2014-19	1
52.	XEN PWD City Dn Bikaner	PWD	5(t)	2018-19	1
53.	XEN PWD Dn Mandalgarh, Bhilwara	PWD	8(11)	2018-19	1
54.	XEN PWD Dn Suratgarh	PWD	6(9)	2018-19	1
55.	XEN PWD Dn Rajgarh Alwar	PWD	8(8)	2018-19	1
56.	XEN PWD Dn Navalgarh	PWD	10(16)	2018-19	1
57.	XEN PWD Dn Khetri	PWD	10(9)	2018-19	1
58.	XEN PWD Dn Sikar	PWD	6(16)	2018-19	1
59.	XEN PWD Dn Dungarpur	PWD	6(8)	2018-19	1
60.	XEN PWD Dn Fatehpur	PWD	7(9)	2018-19	1
61.	XEN PWD Dn-Chhabra	PWD	8(11)	2018-19	1
62.	XEN PWD NH-Dn,Pali	PWD	6(11)	2018-19	1
63.	XEN PHED Rural Dn Bhilwara	PHED	10(14)	2/14 to 3/19	1
64.	XEN PHED Div Shahapura (Bhilwara)	PHED	12(14)	2015-19	1
65.	XEN PHED Div.Alwar	PHED	7(14)	2015-19	1
66.	XEN PHED City Div Bhilwara	PHED	11(14)	2015-19	1
67.	XEN PHED Div Rajgarh (Alwar)	PHED	12(9)	2016-19	1
68.	XEN PHED Rural Div-I NCR-Alwar	PHED	10(9)	9/13 to 3/19	1
69.	XEN,PHED Div-Tonk	PHED	8(13)	2016-19	1
70.	XEN PHED, Distt. Rural Div-I Bikaner	PHED	12(14)	2015-19	1
71.	XEN PHED Rural Div-II Alwar	PHED	12(9)	9/13 to 3/19	1
72.	XEN PHED Div Malpura (Tonk)	PHED	8(13)	10/13 to 3/19	1
73.	XEN PHED Distt. Rural Div II Bikaner	PHED	14(14)	2016-19	1
74.	XEN PHED NCR Div- Bhiwadi (Alwar)	PHED	12(9)	9/13 to 3/19	1
75.	XEN PHED PDR City Dn-I, Bikaner	PHED	8(14)	2016-19	1
76.	XEN PHED City Div II Ajmer	PHED	10(13)	2016-19	1
77.	XEN PHED PDR City Dn-III, Bikaner	PHED	9(14)	2015-19	1
78.	XEN Distt. Rural Div Ajmer	PHED	10(13)	2016-19	1
79.	XEN PHED PDR City Div II Bikaner	PHED	7(14)	2015-19	1
80.	XEN PHED Div Kishangarh	PHED	8(13)	2015-19	1
81.	XEN PHED City Div I Ajmer	PHED	9(13)	2015-19	1
82.	XEN PHED Project Dn Ajmer	PHED	7(14)	2016-19	1



S. No.	Name of division	Deptt.	Para no. of Part-II-B	Period of I.R.	Category of defects
1	2	3	4	5	6
83.	XEN PHED Distt. Rural Div Sriganganager	PHED	9(14)	2016-19	1
84.	XEN PHED Div Beawar	PHED	10(13)	2016-19	1
85.	XEN PHED City Div Sriganganager	PHED	9(14)	2014-19	1
86.	XEN PHED Proj. Div Jawaja (Beawar)	PHED	5(14)	10/13 to 3/19	1
87.	XEN PHED Proj. Div Kekri	PHED	6(13)	2016-19	1
88.	XEN PHED Div Anoopgarh	PHED	9(14)	2015-19	1
89.	XEN PHED Proj Div Shahapura (Bhilwara)	PHED	5(14)	10/13 to 3/19	1
90.	XEN PHED Dn.Nagaur	PHED	11(14)	2016-19	1
91.	XEN PHED Div Hanumangarh	PHED	12(10)	2016-19	1
92.	XEN PHED Dn Suratgarh	PHED	9(14)	2016-19	1
93.	XEN PHED Dn Mertacity (Nagaur)	PHED	9(13)	2016-19	1
94.	XEN PHED Dn Churu	PHED	9(14)	2016-19	1
95.	XEN PHED Proj. Dn Nagaur	PHED	5(14)	2016-19	1
96.	XEN PHED Dn Makrana	PHED	10(13)	2016-19	1
97.	XEN PHED Dn Sujangarh	PHED	11(14)	2016-19	1
98.	XEN PHED Dn Deedwana	PHED	8(13)	2016-19	1
99.	XEN PHED Dn Nohar (Hanumangarh)	PHED	6(11)	2016-19	1
100.	XEN PHED Dn Ratangarh (Churu)	PHED	11(14)	2016-19	1
101.	XEN PHED PMC Dn-I Jayal (Nagaur)	PHED	6(14)	10/13 to 3/19	1
102.	XEN PHED Proj. Dn Gulabpura (Bhilwara)	PHED	9(14)	2015-19	1
103.	XEN PHED Proj. Dn Mertacity (Nagaur)	PHED	6(14)	2016-19	1
104.	XEN PHED Dn Behrore, Alwar	PHED	10(14)	2016-19	1
105.	XEN PHED Proj. Dn Kuchaman city (Nagaur)	PHED	4(14)	10/13-03/19	1
106.	EE, Water Resource Department, Division- Jodhpur	WRD	7(vii)	4/2018 to 3/2019	1
107.	EE, Water Resource Department, Jakham Dam Division- Dhariyabad	WRD	6(xv)	4/2017 to 3/2018	1
108.	EE, Water Resource Department, Division- Dungarpur	WRD	7(viii)	4/2017 to 3/2018	1
109.	EE, Water Resource Department, Division- Banswara	WRD	7(x)	4/2017 to 3/2018	1
110.	EE, Water Resource Department, Division- Udaipur	WRD	7(xi)	4/2017 to 3/2018	1
111.	EE, Water Resource Department, Division- Pratapgarh	WRD	5(x)	4/2017 to 3/2018	1
112.	EE, Water Resource Department, Division Anoopgarh	WRD	7(x)	4/2016 to 3/2018	1
113.	EE, Water Resource Department, Rego. Division Sriganganagar	WRD	4(viii)	4/2017 to 3/2018	1

<b>S. No.</b>	<b>Name of division</b>	<b>Deptt.</b>	<b>Para no. of Part-II-B</b>	<b>Period of I.R.</b>	<b>Category of defects</b>
<b>1</b>	<b>2</b>	<b>3</b>	<b>4</b>	<b>5</b>	<b>6</b>
114.	EE, RWSRP Raisinghnagar	WRD	6(x)	4/2017 to 3/2018	1
115.	EE, Water Resource Department, Division- Rawatsar	WRD	12(x)	4/2018 to 3/2019	1
116.	EE, Water Resource Department, Division-I Hanumangarh	WRD	8(x)	4/2018 to 3/2019	1
117.	EE, Water Resource Department, Division- Nohar	WRD	8(viii)	4/2018 to 3/2019	1
118.	EE, Water Resource Department, Division Rawatsar	WRD	6(x)	4/2017 to 3/2018	1
119.	EE, Water Resource Department, Rajgarh Medium Irrigation Project Division- Bhawani Mandi Jhalawar	WRD	7(xiii)	4/2017 to 3/2018	1
120.	EE, Water Resource Department, Parwan Project Division- I, Jhalawar	WRD	5(xii)	4/2013 to 3/2018	1
121.	EE, Water Resource Department, Division- Kota	WRD	11(xiii)	4/2017 to 3/2018	1
122.	EE, Water Resource Department, Division- Jodhpur	WRD	12(vii)	4/2017 to 3/2018	1
123.	EE, Water Resource Department, Division- Jhalawar	WRD	7(xii)	4/2017 to 3/2018	1
124.	EE, Water Resource Department, Division-II, Chhabra	WRD	11(xi)	4/2017 to 3/2018	1
125.	EE, Water Resource Department, Division- Sirohi	WRD	8(xiv)	4/2017 to 3/2018	1
126.	EE, Water Resource Department, Jawai Canal Division- Sumerpur (Pali)	WRD	7(xi)	4/2017 to 3/2018	2
127.	EE, Water Resource Department, Division- III, Baran	WRD	6(vii)	4/2017 to 3/2018	1
128.	EE, Water Resource Department, Division- Aklera Jhalawar	WRD	9(xi)	4/2017 to 3/2018	1
129.	EE, Khamera Nahar Dn. Mahi Project Banswara	WRD	4(x)	4/2017 to 3/2018	1
130.	EE, Dam Dn.I Mahi Project Banswara	WRD	8(xiii)	4/2018 to 3/2019	1
131.	EE, Supply Dn. LMC Mahi Project Banswara	WRD	4(xiii)	4/2017 to 3/2018	1
132.	EE, BBSC Div. Banswara	WRD	5(xiv)	4/2017 to 3/2018	1
133.	XEN, Water Resource Department, Division- II Bhilwara	WRD	9(xvii)	4/2018 to 3/2019	1
134.	XEN, Water Resource Department, Division- Dausa	WRD	7(xv)	4/2017 to 3/2019	1

S. No.	Name of division	Deptt.	Para no. of Part-II-B	Period of I.R.	Category of defects
1	2	3	4	5	6
135.	EE, Water Resource Department, Chawadi Project Division- Jhalawar	WRD	8(xiii)	4/2017 to 3/2018	1
136.	EE, Water Resource Department, Division- Karauli	WRD	6(x)	4/2017 to 3/2018	1
137.	EE, Water Resource Department, Division- Alwar	WRD	5(v)	4/2016 to 3/2018	1
			5(x)		1
138.	EE, Water Resource Department, Division-II Dholpur	WRD	7(xiii)	4/2017 to 3/2018	1
139.	EE, Water Resource Department, Division-I Dholpur	WRD	8(xiii)	4/2017 to 3/2018	1
140.	EE IGNP 20 <sup>th</sup> Division, Bikaner	IGNP	6(ix)	04/2018 to 03/2019	1
141.	EE IGNP Kolayat lift Division, Bikaner	IGNP	5(ix)	04/2018 to 03/2019	1
142.	EE Command Area Development, CAD 7 <sup>th</sup> Division Shriganganagar	CAD	4(9)	04/2018 to 03/2019	1
143.	EE Command Area Development, OFD-I Division Srivijaynagar (Shriganganagar)	CAD	5(9)	04/2018 to 03/2019	1
144.	EE Command Area Development, OFD-III Division Suratgarh (Shriganganagar)	CAD	6(9)	04/2018 to 03/2019	1

### ABSTRACT

Name of Deptt.	No. of Units	Amount (in lakhs)
PWD	62	-
PHED	43	-
WRD	34	-
IGNP	02	-
CAD	03	-
<b>Total</b>	<b>144</b>	<b>-</b>

## Appendix-N

### Statement showing Heavy outstanding on account of rent of Govt. buildings

<b>S. No.</b>	<b>Name of division</b>	<b>Deptt.</b>	<b>Amount in Lakhs</b>	<b>Para no. of Part-II-B</b>	<b>Period of I.R.</b>
<b>1</b>	<b>2</b>	<b>3</b>	<b>4</b>	<b>5</b>	<b>6</b>
1.	XEN PWD Dn. Suratgarh	PWD	0.71	4	2018-19
2.	EE, Water Resource Department, Division Suratgarh	WRD	11	4	4/2017 to 3/2018
3.	EE, Water Resource Department, Division-I Hanumangarh	WRD	4.56	5	4/2018 to 3/2019
4.	EE, Dam Dn.I Mahi Project Banswara	WRD	2.09	3	4/2018 to 3/2019
5.	Ex.En. IGNP 24th Dn. Phalodi, Jodhpur	IGNP	10.67	4	04/2013 to 03/2018

### ABSTRACT

<b>Name of Deptt.</b>	<b>No. of Units</b>	<b>Amount (in lakhs)</b>
PWD	01	0.71
PHED	-	-
WRD	03	17.65
IGNP	01	10.67
CAD	-	-
<b>Total</b>	<b>05</b>	<b>29.03</b>

## Appendix-O

**Statement showing outstanding Irrigation dues, Water charges, Betterment levy & drilling dues, Royalty, O.B. Item, Audit Notes, Power Factor Surcharge/Lack of replacement of old meters etc.**

S. No.	Name of division	Deptt.	Amount in Lakhs	Para no. of Part-II-B	Period of I.R.	Amount in the review for the year 2018-19 (illustrated for some cases)
1	2	3	4	5	6	7
1.	XEN PWD Dn. Kekri Ajmer	PWD	0.38	13(13,14)	2018-19	
2.	XEN PWD Dn Kuchaman City Nagaur	PWD	22.09	8(14)	2018-19	
3.	XEN PWD Dn –II Jodhpur	PWD	6.60	9(12)	2017-19	
4.	XEN PWD Dn Falodi	PWD	-	10(12)	2018-19	
5.	XEN PWD Dn-I-Sawaimadhapur	PWD	35.76	9(10,11)	2018-19	
6.	XEN PWD Dn-Sapotara	PWD	7.80	8(13)	2018-19	
7.	XEN PWD Dn Hindaun,city	PWD	-	15(n] u)	2018-19	
<b>8.</b>	<b>XEN PWD Dn-I Bharatpur</b>	<b>PWD</b>	<b>87.18</b>	<b>9(13)</b>	<b>2018-19</b>	<b>87.18</b>
9.	XEN PWD Dn Pratapgarh-III	PWD	1.22	5(12)	2018-19	
10.	XEN PWD Electric Dn. Banswara	PWD	-	9(8)	2018-19	
11.	XEN PWD Dn-Deedwana Nagaur	PWD	1.97	9(13,14)	2018-19	
12.	XEN PWD Dn Degana Nagaur	PWD	-	7(14)	2018-19	
13.	XEN PWD Dn-I Barmer	PWD	30.58	6(11,12)	2018-19	
14.	XEN PWD Dn Sojat City	PWD	-	10(8)	2018-19	
15.	XEN PWD Dn-Mangrol	PWD	27.76	6(10,11)	2018-19	
16.	XEN PWD Dn Sardarsaheer	PWD	0.07	8(12,14)	2018-19	
17.	XEN PWD NH Dn-I Jaipur	PWD	0.31	1(4)	2018-19	
18.	XEN PWD Dn. Sikandara Dausa	PWD	-	5(11,12)	2018-19	
19.	XEN PWD Dn-II Alwar	PWD	-	9(13,14)	2018-19	
<b>20.</b>	<b>XEN PWD Dn-Dudu Jaipur</b>	<b>PWD</b>	<b>142.43</b>	<b>8(11)</b>	<b>2017-19</b>	<b>-</b>
21.	XEN PWD Dn. Kotputli	PWD	-	9(12)	2018-19	
22.	XEN PWD Dn Dausa	PWD	-	9(15,16)	2018-19	
23.	XEN PWD NH Dn Jhalawar	PWD	-	8(13)	2016-19	
24.	XEN PWD Distt. Dn Kota	PWD	-	7(10,11)	2018-19	
25.	XEN PWD Dn Shahbad	PWD	-	7(15,16)	2018-19	
26.	XEN PWD Dn Jhalawar	PWD	-	8(16,17)	2018-19	
27.	XEN PWD Dn Anoopgarh	PWD	1.61	7(10)	2018-19	
28.	XEN PWD Dn Nenwa	PWD	-	8(8,9)	2016-19	
29.	XEN PWD Dn. Ratangarh, Churu	PWD	8.70	6(11)	2018-19	
30.	XEN PWD Dn Baran	PWD	-	7(14)	2018-19	
31.	XEN PWD Dn Balotara	PWD	-	4(13,15)	2018-19	
32.	XEN PWD Dn Shriganganagar	PWD	-	10(17)	2018-19	
33.	XEN PWD Dn Khanpur, Jhalawar	PWD	-	7(14,16)	2018-19	
34.	XEN PWD Dn Hanumangarh	PWD	14.53	5(16,17)	2018-19	
35.	XEN PWD Dn Kotada	PWD	-	7(14,15)	2014-19	
36.	XEN PWD Dn Dhariyawad	PWD	-	7(8)	2018-19	
<b>37.</b>	<b>XEN PWD City Dn Bikaner</b>	<b>PWD</b>	<b>147.54</b>	<b>5(&gt;] <sup>3</sup>)</b>	<b>2018-19</b>	<b>-</b>
38.	XEN PWD City Dn Udaipur	PWD	-	7(14)	2018-19	
39.	XEN PWD City Dn Rajsamand	PWD	-	6(14,16)	2018-19	
40.	XEN PWD Dn Ballabhnagar	PWD	0.39	8(13,14)	2018-19	

S. No.	Name of division	Deptt.	Amount in Lakhs	Para no. of Part-II-B	Period of I.R.	Amount in the review for the year 2018-19 (illustrated for some cases)
1	2	3	4	5	6	7
41.	XEN PWD Dn Mandalgarh	PWD	-	8(8)	2018-19	
42.	XEN PWD Dn Begun	PWD	-	9(14)	2018-19	
43.	XEN PWD Dn Neemkathana	PWD	15.54	13(13,14)	2018-19	
44.	XEN PWD Dn Chaksu	PWD	18.64	7(12,13)	2018-19	
<b>45.</b>	<b>XEN PWD Dn Abu road</b>	<b>PWD</b>	<b>82.99</b>	<b>9(13,14)</b>	<b>2018-19</b>	<b>-</b>
46.	XEN PWD Dn-I Banswara	PWD	-	6(16)	2018-19	
47.	XEN PWD Dn Bundi	PWD	10.28	6(13)	2018-19	
48.	XEN PWD Dn Kushalgarh	PWD	12.07	8(11,13)	2018-19	
49.	XEN PWD Dn-Sagwara	PWD	-	7(>] <sup>3</sup> )	2018-19	
50.	XEN PWD Dn-Nagaur	PWD	3.55	5(9)	2018-19	
51.	XEN PWD Dn Parbatsar	PWD	-	6(14)	2018-19	
52.	XEN PWD City Dn Ajmer	PWD	12.50	6(12)	2018-19	
53.	XEN PWD Dn Bali	PWD	3.72	3(12)	2017-19	
54.	XEN PWD Dn Suratgarh	PWD	46.54	6(11)	2018-19	
55.	XEN PWD Dn Tonk	PWD	0.99	7(12)	2018-19	
56.	XEN PWD Dn Rajgarh Alwar	PWD	28.43	8(9,10)	2018-19	
57.	XEN PWD Dn Khetri	PWD	32.89	10(12,13)	2018-19	
58.	XEN PWD Dn Sikar	PWD	-	6(11)	2018-19	
59.	XEN PWD Dn Jhujhunu	PWD	76.81	11(11,12)	2018-19	
60.	XEN PWD Dn Dungarpur	PWD	-	6(9)	2018-19	
61.	XEN PWD Dn Fatehpur	PWD	0.25	7(11,13)	2018-19	
62.	XEN PWD Dn-III Jaipur	PWD	-	5(9,10)	2018-19	
63.	XEN PWD -Dn,Chhabra	PWD	74.05	8(14,15)	2018-19	
64.	XEN PHED Rural Dn Bhilwara	PHED	270.00	9	2/14 to 3/19	
65.	XEN PHED Div Shahapura (Bhilwara)	PHED	292.04	10	2015-19	
66.	XEN PHED City Div Bhilwara	PHED	486.13	2(2), 3(4), 4(4), 7(6), 10	2015-19	
67.	XEN PHED Rural Div- I NCR-Alwar	PHED	302.74	6	9/13 to 3/19	
68.	XEN PHED Div-Tonk	PHED	442.71	7	2016-19	
69.	XEN PHED, Distt. Rural Div-I Bikaner	PHED	441.43	6(d)	2015-19	
70.	XEN PHED Div Malpura (Tonk)	PHED	244.80	7(a)	10/13 to 3/19	
71.	XEN PHED Distt. Rural Div II Bikaner	PHED	286.27	7(d)	2016-19	
72.	XEN PHED City Div II Ajmer	PHED	383.31	9(d -1,2)	2016-19	
73.	XEN PHED Distt. Rural Div Ajmer	PHED	259.20	1(2), 9(a)	2016-19	
<b>74.</b>	<b>XEN PHED PDR City Div II Bikaner</b>	<b>PHED</b>	<b>730.00</b>	<b>5(b)</b>	<b>2015-19</b>	<b>-</b>
75.	XEN PHED Div Kishangarh	PHED	224.11	7	2015-19	
<b>76.</b>	<b>XEN PHED City Div I Ajmer</b>	<b>PHED</b>	<b>1624.10</b>	<b>8</b>	<b>2015-19</b>	<b>-</b>
77.	XEN PHED Project Dn Ajmer	PHED	19.90	5(a,b,c)	2016-19	
78.	XEN PHED Distt. Rural Div Sriganganager	PHED	523.16	6	2016-19	

S. No.	Name of division	Deptt.	Amount in Lakhs	Para no. of Part-II-B	Period of I.R.	Amount in the review for the year 2018-19 (illustrated for some cases)
1	2	3	4	5	6	7
79.	XEN PHED Div Beawar	PHED	724.46	9(a)	2016-19	
<b>80.</b>	<b>XEN PHED City Div Sriganganager</b>	<b>PHED</b>	<b>767.83</b>	<b>6</b>	<b>2014-19</b>	<b>-</b>
81.	XEN PHED Proj. Div Kekri	PHED	26.70	4	2016-19	
82.	XEN PHED Proj. Div II Bhilwara	PHED	53.23	1	F.A to 3/19	
83.	XEN PHED Div Anoopgarh	PHED	472.40	7	2015-19	
84.	XEN PHED Proj. Div Raipur (Bhilwara)	PHED	18.55	4	F.A to 3/19	
85.	XEN PHED Dn.Nagaur	PHED	170.02	7, 10	2016-19	
<b>86.</b>	<b>XEN PHED Div Hanumangarh</b>	<b>PHED</b>	<b>1221.94</b>	<b>11</b>	<b>2016-19</b>	<b>-</b>
87.	XEN PHED Dn Suratgarh	PHED	496.59	7, 9(15)	2016-19	
88.	XEN PHED Dn Mertacity (Nagaur)	PHED	328.46	8	2016-19	
89.	XEN PHED Dn Churu	PHED	582.67	7	2016-19	
90.	XEN PHED Dn Makrana	PHED	252.15	9	2016-19	
91.	XEN PHED Dn Sujangarh	PHED	246.63	7	2016-19	
92.	XEN PHED Dn Deedwana	PHED	316.78	6(v)	2016-19	
93.	XEN PHED Proj. Dn Asind	PHED	51.29	3	F.A to 3/19	
94.	XEN PHED Dn Nohar (Hanumangarh)	PHED	677.60	3,5	2016-19	
95.	XEN PHED Dn Ratangarh (Churu)	PHED	188.70	7(d)	2016-19	
96.	EE, Water Resource Department, Jawai Canal Division- Sumerpur (Pali)	WRD	0	9(xiv)	4/2018 to 3/2019	
			1.94	9(xv)		
97.	EE, Water Resource Department, Division- Jodhpur	WRD	0	7(xv)	4/2018 to 3/2019	
			2.7	7(xvi)		
98.	EE, Water Resource Department, Division- Pali	WRD	0.52	8	4/2018 to 3/2019	
			0.53	11(xiii)		
			0	11(xiv)		
99.	EE, Water Resource Department, NCP Division- II Sanchore	WRD	0	8	4/2017 to 3/2018	
			0	10(xiii)		
			60.2	10(xiv)		
100.	EE, Water Resource Department, Jakham Dam Division- Dhariyabad	WRD	0.88	3	4/2017 to 3/2018	
			28.14	6(xiv)		
101.	EE, Water Resource Department, Division- Dungarpur	WRD	0	7(xv)	4/2017 to 3/2018	
102.	EE, Water Resource Department, Division- Banswara	WRD	0.83	7(xiv)	4/2017 to 3/2018	
			0	7(xv)		
103.	EE, Water Resource Department, NCP Division- I Sanchore	WRD	0	11(n)	4/2017 to 3/2018	

S. No.	Name of division	Deptt.	Amount in Lakhs	Para no. of Part-II-B	Period of I.R.	Amount in the review for the year 2018-19 (illustrated for some cases)
1	2	3	4	5	6	7
104.	EE, Water Resource Department, Division- Udaipur	WRD	6.16	5	4/2017 to 3/2018	
			3.06	7(xiii)		
105.	EE, Water Resource Department, Division- Rajsamand	WRD	22.62	7(xiv)	4/2017 to 3/2018	
106.	EE, Water Resource Department, NCP Division- IV Sanchore	WRD	0	7(xiv)	4/2017 to 3/2018	
			1.09	7(xv)		
107.	EE, Water Resource Department, Division- Pratapgarh	WRD	24.04	5(xi)	4/2017 to 3/2018	
108.	EE, Water Resource Department, NCP Division- V Sanchore	WRD	0	6(xiv)	4/2017 to 3/2018	
			26.21	6(xv)		
109.	EE, Water Resource Department, Division Anoopgarh	WRD	12.85	5(a)	4/2016 to 3/2018	
			391.13	5(b)		
			0	7(xv)		
110.	EE, Water Resource Department, Division Suratgarh	WRD	1	2(i)	4/2017 to 3/2018	
			3.32	2(ii)		
111.	EE, RWSRP Raisinghnagar	WRD	0	6(xiv)	4/2017 to 3/2018	
			0	6(xv)		
112.	EE, Water Resource Department, Division- Rawatsar	WRD	639.22	9(v)	4/2018 to 3/2019	
			0.84	9(c)		
			0	12(xiv)		
113.	EE, Water Resource Department, Division-II Hanumangarh	WRD	1035.55	5	4/2018 to 3/2019	-
			1.26	6(c)		
114.	EE, Water Resource Department, Division-I Hanumangarh	WRD	782.98	3	4/2018 to 3/2019	
			2.54	4		
			0	8(xv)		
115.	EE, Water Resource Department, Division- Nohar	WRD	158	5(c)	4/2018 to 3/2019	
			0	8(ix)		
116.	EE, Water Resource Department, Regulation Div. Hanumangarh	WRD	0	6(xiii)	4/2018 to 3/2019	
117.	EE, Water Resource Department, Division Rawatsar	WRD	24.57	4(v)	4/2017 to 3/2018	
			0.5	4(l)		
			11.31	6(xiv)		
			0	6(xv)		



S. No.	Name of division	Deptt.	Amount in Lakhs	Para no. of Part-II-B	Period of I.R.	Amount in the review for the year 2018-19 (illustrated for some cases)
1	2	3	4	5	6	7
118.	EE, Water Resource Department, Rajgarh Medium Irrigation Project Division- Bhawani Mandi Jhalawar	WRD	0.79	5	4/2017 to 3/2018	
			0	7(xii)		
119.	EE, Water Resource Department, NCP Division- III Sanchore	WRD	0	7	4/2017 to 3/2018	
			0	9(xiv)		
			0	9(xv)		
120.	EE, Water Resource Department, Division- Jodhpur	WRD	0	12(xv)	4/2017 to 3/2018	
			18.67	12(xvi)		
121.	EE, Water Resource Department, Division- Jalore	WRD	0	8(xv)	4/2017 to 3/2018	
122.	<b>EE, Water Resource Department, Division-II, Chhabra</b>	WRD	<b>5109.82</b>	<b>8</b>	<b>4/2017 to 3/2018</b>	<b>-</b>
			0	11(xv)		
			0	11(xvi)		
123.	EE, Water Resource Department, Division- Sirohi	WRD	0	8(xii)	4/2017 to 3/2018	
124.	EE, Water Resource Department, Division- Bundi	WRD	47.72	5	4/2016 to 3/2018	
125.	EE, Water Resource Department, Jawai Canal Division- Sumerpur (Pali)	WRD	20.23	6	4/2017 to 3/2018	
			0	7(xiii)		
			0	7(xv)		
126.	EE, Water Resource Department, Division- III, Baran	WRD	0	6(xv)	4/2017 to 3/2018	
			0.91	6(xvi)		
127.	EE, Khamera Nahar Dn. Mahi Project Banswara	WRD	2.28	4(xiv)	4/2017 to 3/2018	
			0	4(xv)		
128.	<b>EE, Dam Dn.I Mahi Project Banswara</b>	WRD	<b>3046.18</b>	<b>4(i)</b>	<b>4/2018 to 3/2019</b>	<b>0.43</b>
			0	8(ix)		
			0.18	8(x)		
129.	EE, Supply Dn. LMC Mahi Project Banswara	WRD	11.36	1	4/2017 to 3/2018	
			0	4(xii)		
130.	EE, BBSC Div. Banswara	WRD	0.47	3(i)	4/2017 to 3/2018	
			0	5(xv)		
131.	XEN, Water Resource Department, Division- II Bhilwara	WRD	9.84	6	4/2018 to 3/2019	
			0	7		
			373.28	9(xv)		

S. No.	Name of division	Deptt.	Amount in Lakhs	Para no. of Part-II-B	Period of I.R.	Amount in the review for the year 2018-19 (illustrated for some cases)	
1	2	3	4	5	6	7	
			373.28	9(xvi)			
132.	XEN, Water Resource Department, Division- Dausa	WRD	10.09	7(xiii)	4/2017 to 3/2019		
133.	XEN, Water Resource Department, Division- tonk	WRD	0	8(15)	4/2018 to 3/2019		
134.	<b>EE, Water Resource Department, Division- Karauli</b>	WRD	29.42	4	<b>4/2017 to 3/2018</b>		
			<b>5053.48</b>	<b>6(xv)</b>			<b>5053.47</b>
			0	6(xvi)			
135.	<b>EE, Dam Dn.I Mahi Project Banswara</b>	WRD	<b>2944.49</b>	<b>4</b>	<b>4/2017 to 3/2018</b>		
			0	7(ix)			
			0.43	7(x)			
136.	EE, Water Resource Department, Division- Alwar	WRD	0	4	4/2016 to 3/2018		
			0.52	5(xiv)			
			0	5(xv)			
137.	EE, Water Resource Department, Division-II Dholpur	WRD	0	7(xii)	4/2017 to 3/2018		
138.	EE, Water Resource Department, Division-I Dholpur	WRD	77.02	2(i)	4/2017 to 3/2018		
139.	<b>EE IGNP 20<sup>th</sup> Division, Bikaner</b>	IGNP	<b>328.47</b>	<b>3</b>	<b>04/2018 to 03/2019</b>	<b>-</b>	
			0.00	6(xii)	04/2018 to 03/2019		
140.	EE IGNP Kolayat lift Division, Bikaner	IGNP	100.72	2	04/2018 to 03/2019		
			0.00	5(xiv)	04/2018 to 03/2019		
141.	EE IGNP Serve & Investigation lift Division, Rawatsar	IGNP	258.66	3	04/2011 to 03/2019		
			2.31	4	04/2011 to 03/2019		
142.	Ex.En. IGNP 24th Dn. Phalodi, Jodhpur	IGNP	41.80	3	04/2013 to 03/2018		
143.	Ex. En. TMC, IGNP, mohangarh	IGNP	102.00	3	04/2016		

S. No.	Name of division	Deptt.	Amount in Lakhs	Para no. of Part-II-B	Period of I.R.	Amount in the review for the year 2018-19 (illustrated for some cases)
1	2	3	4	5	6	7
			0.00	7(ix)	to	
			9.29	7(x)	03/2018	
144.	EE Command Area Development, OFD-I Division Srivijaynagar (Shriganganagar)	CAD	209.28	3(d)	04/2018 to 03/2019	
			1.32	3(k)	04/2018 to 03/2019	
			0.35	5(18)	04/2018 to 03/2019	
145.	EE Command Area Development, OFD-III Division Suratgarh (Shriganganagar)	CAD	408.31	4	04/2018 to 03/2019	-

**ABSTRACT**

Name of Deptt.	No. of Units	Amount (in lakhs)
PWD	63	956.17
PHED	32	13125.90
WRD	43	20374.45
IGNP	05	843.25
CAD	02	619.26
<b>Total</b>	<b>145</b>	<b>35919.03</b>

## Appendix-P

### Instance of blocking capital in stores as surplus stores/unserviceable articles

Sr. No.	Name of Division	Deptt.	Amount (in lakhs)	Para No. of Part – II - A & B	Period of IR	Amount in the review for the year 2018-19 (illustrated for some cases)
1	2	3		4	5	6
1.	XEN PHED Div-Tonk	PHED	27.57	6(iii)	2016-19	
2.	<b>XEN PHED, Distt. Rural Div-I Bikaner</b>	<b>PHED</b>	<b>104.28</b>	<b>7</b>	<b>2015-19</b>	<b>-</b>
3.	XEN PHED City Div II Ajmer	PHED	0.54	8(b)	2016-19	
4.	XEN PHED Dn Sujangarh	PHED	35.48	9	2016-19	
5.	XEN PHED Dn Ratangarh (Churu)	PHED	28.52	8	2016-19	
6.	<b>Ex.En. IGNP 24th Dn. Phalodi, Jodhpur</b>	<b>IGNP</b>	<b>75.50</b>	<b>5</b>	<b>04/2013 to 03/2018</b>	<b>-</b>

### ABSTRACT

Name of Deptt.	No. of Units	Amount (in lakhs)
PWD	-	-
PHED	05	196.39
WRD	-	-
IGNP	01	75.50
CAD	-	-
<b>Total</b>	<b>06</b>	<b>271.89</b>

## Appendix-Q

### Statement showing cases of irregular supply orders

#### Categories of defects:

1. Avoid notice inviting tenders.
2. Financial powers were exceeded.
3. Below specification work, non-submission of bill vouchers of supply and works/supply without prior permission/testing.
4. Work completion certificated.
5. Non removal of defects during DLP.

S. No.	Name of division	Deptt.	Amount in Lakhs	Para no. of Part-II-B	Period of I.R.	Category of defects	Amount in the review for the year 2018-19 (illustrated for some cases)
1	2	3	4	5	6	7	8
1.	XEN PWD Dn. Ballabhnagar	PWD	32.89	1(8)	2018-19	3	
2.	XEN PWD Dn Deedwana Nagaur	PWD	13.24	3(3)	2018-19	3	
<b>3.</b>	<b>XEN PWD Dn- Sojat City</b>	<b>PWD</b>	<b>363.58</b>	<b>3(3),4</b>	<b>2017-19</b>	<b>3</b>	<b>-</b>
4.	XEN PWD Dn-Sardarsaheer	PWD	87.91	1(3), 2(5), 3(3)	2018-19	3	
5.	XEN PWD Dn Rajakhera Dholpur	PWD	-	1(5), 2(4)	2018-19	3	
6.	XEN PWD NCRPB Dn-Alwar	PWD	-	3(9)	2017-19	3	
7.	XEN PWD Dn-Suratgarh	PWD	171.24	1(4,8)	2018-19	3	
8.	XEN PWD Elect. Dn Banswara	PWD	3.21	1(2),2(2),3(2)	2018-19	3	
9.	XEN PWD Distt. Dn Bassi	PWD	1.13	1(2)	2017-19	3	
10.	XEN PWD Dn-I Barmer	PWD	26.45	2(2)	2018-19	3	
11.	XEN PWD Dn-I Alwar	PWD	24.71	4(ii),5(7)	2018-19	3	
12.	XEN PWD Dn-Kushalgarh	PWD	28.69	1(4), 2(4)	2017-19	3	
13.	XEN PWD Dn- Begun	PWD	72.63	4(7)	2018-19	3	
14.	XEN PWD Navalgarh	PWD	11.75	2(7)	2018-19	3	
<b>15.</b>	<b>XEN PWD Dn-Neemkathana</b>	<b>PWD</b>	<b>352.98</b>	<b>3(2)</b>	<b>2018-19</b>	<b>3</b>	<b>-</b>
16.	XEN PWD Dn Abu road	PWD	39.22	2(5,7)	2018-19	3	
<b>17.</b>	<b>XEN PWD Dn Chittorgarh</b>	<b>PWD</b>	<b>536.75</b>	<b>1(iv),3(3)</b>	<b>2018-19</b>	<b>3</b>	<b>910.0</b>
<b>18.</b>	<b>XEN PWD Dn- Pali</b>	<b>PWD</b>	<b>470.08</b>	<b>1(2)</b>	<b>2017-19</b>	<b>3</b>	<b>-</b>
19.	XEN PWD Dn Rajgarh Alwar	PWD	58.07	1(3,4,5),3(6,)	2018-19	3	
20.	XEN PWD Dn Sikar	PWD	18.73	1(6,9)	2018-19	3	
21.	XEN PWD Dn-III Jaipur	PWD	18.63	2(8)	2018-19	3	

S. No.	Name of division	Deptt.	Amount in Lakhs	Para no. of Part-II-B	Period of I.R.	Category of defects	Amount in the review for the year 2018-19 (illustrated for some cases)
1	2	3	4	5	6	7	8
22.	EE, Water Resource Department, Jawai Canal Division- Sumerpur (Pali)	WRD	24.34	1(v)	4/2018 to 3/2019	3	
			0	1(viii)		3	
			76.71	2(iv)		3	
			35.65	2(v)		3	
			0	2(viii)		3	
			133.39	3(iv)		3	
23.	EE, Water Resource Department, Division- Pali	WRD	85.26	1(i)	4/2018 to 3/2019	3	
			68.41	1(iv)		4	
			0	1(viii)		3	
			0	2(ii)		3	
			0	2(vi)		3	
24.	EE, Water Resource Department, NCP Division- II Sanchore	WRD	0	2(v)	4/2017 to 3/2018	3	
			0	2(viii)		3	
			0	2(ix)		3	
			0	2(xiii)		3	
			0	4(v)		3	
			266.65	4(ix)		3	
			0	4(x)		3	
25.	EE, Water Resource Department, Jakham Dam Division- Dhariyabad	WRD	2253	1(i)	4/2017 to 3/2018	3	-
			0	1(vii)		3	
			228.57	2(ii)		3	
26.	EE, Water Resource Department, Division- Dungarpur	WRD	59.14	1(iii)	4/2017 to 3/2018	3	
27.	EE, Water Resource Department, Division- Banswara	WRD	0	1(iv)(1)	4/2017 to 3/2018	3	
			0	1(v)		3	
			0	2(iv)		3	
			0	3(ii)		3	
28.	EE, Water Resource Department, NCP Division- I Sanchore	WRD	0	1(vii)	4/2017 to 3/2018	3	
			0	2(v)		3	
			0	4(ii)		3	
			12	4(vi)		3	
			100.4	6(i)		3	

S. No.	Name of division	Deptt.	Amount in Lakhs	Para no. of Part-II-B	Period of I.R.	Category of defects	Amount in the review for the year 2018-19 (illustrated for some cases)
1	2	3	4	5	6	7	8
29.	EE, Water Resource Department, Division- Udaipur	WRD	0	1(v)	4/2017 to 3/2018	3	
			0	1(vi)		3	
			0	2(i)		3	
			0	2(vi)		3	
			1.25	2(vii)		3	
30.	EE, Water Resource Department, Division- Rajsamand	WRD	15.38	1(vi)	4/2017 to 3/2018	3	
			0	2(iii)		3	
			0.99	3(iii)		3	
31.	EE, Water Resource Department, NCP Division- IV Sanchore	WRD	0	3(i)	4/2017 to 3/2018	3	
32.	EE, Water Resource Department, Division- Pratapgarh	WRD	0	1(iii)	4/2017 to 3/2018	3	
			0	1(iv)		3	
			10.87	2(ii)		3	
33.	EE, Water Resource Department, NCP Division- V Sanchore	WRD	0	1(ii)	4/2017 to 3/2018	3	
			0	1(v)		3	
			0	1(vi)		3	
			0	2(v)		3	
			0	3(iv)		3	
34.	EE, Water Resource Department, Division Anoopgarh	WRD	24.31	1(v)	4/2016 to 3/2018	3	
			129	1(vi)		3	
			0	1(ix)		3	
			0	2(iv)		3	
			0	3(vi)		3	
35.	EE, Water Resource Department, Division Suratgarh	WRD	0	1(v)	4/2017 to 3/2018	3	
			0	1(vi)		3	
36.	EE, RWSRP Raisinghnagar	WRD	1.28	1(i)	4/2017 to 3/2018	3	
			0	1(ii)		3	
37.	EE, Water Resource Department, Division- Rawatsar	WRD	11.13	1(iii)	4/2018 to 3/2019	3	
			0	1(iv)		3	
			4.73	2(iii)		3	
			0	3(iii)		3	
			2.29	4(i)		3	

S. No.	Name of division	Deptt.	Amount in Lakhs	Para no. of Part-II-B	Period of I.R.	Category of defects	Amount in the review for the year 2018-19 (illustrated for some cases)
1	2	3	4	5	6	7	8
38.	EE, Water Resource Department, Division-II Hanumangarh	WRD	982.09	1(ii)	4/2018 to 3/2019	3	
			557.76	2(iii)		3	
39.	EE, Water Resource Department, Division-I Hanumangarh	WRD	943.97	1(ii)	4/2018 to 3/2019	3	
			943.97	1(v)		3	
			0	1(vii)		3	
			0	1(viii)		3	
			470.83	2(iii)		3	
			494.66	2(iv)		3	
			0	2(vi)		3	
			0	2(vii)		3	
40.	EE, Water Resource Department, Division- Nohar	WRD	12.59	1(ii)	4/2018 to 3/2019	3	
			29.23	2(ii)		3	
41.	EE, Water Resource Department, Regulation Div. Hanumangarh	WRD	0.53	1(ii)	4/2018 to 3/2019	3	
			0	1(vi)		3	
			44.82	3		3	
42.	EE, Water Resource Department, Division Rawatsar	WRD	0	1(iii)	4/2017 to 3/2018	3	
			0	2(iii)		3	
			0	3(iv)		3	
43.	EE, Water Resource Department, Rajgarh Medium Irrigation Project Division- Bhawani Mandi Jhalawar	WRD	138.69	2(vii)	4/2017 to 3/2018	3	
44.	EE, Water Resource Department, NCP Division- III Sanchore	WRD	134.13	1(ii)	4/2017 to 3/2018	3	
			0	1(viii)	4/2017 to 3/2018	3	
			0	2(v)		3	
			38.98	2(vii)		3	
			58.97	2(viii)		3	
			87.9	3(v)		3	
			152.56	3(vi)		3	
			0	3(vii)		3	
0	5(v)	3					
45.	EE, Water Resource Department, Division- Kota	WRD	0	1(iii)	4/2017 to 3/2018	3	
			0	1(vi)		3	



S. No.	Name of division	Deptt.	Amount in Lakhs	Para no. of Part-II-B	Period of I.R.	Category of defects	Amount in the review for the year 2018-19 (illustrated for some cases)
1	2	3	4	5	6	7	8
			0	1(ix)		3	
			3392	2(v)		3	11.14
			0	2(ix)		3	
			0	2(x)		3	
			12.13	2(xii)		3	
			0	4(iii)		3	
46.	EE, Water Resource Department, Parwan Project Division- II, Jhalawar	WRD	0	2(iv)	10/2013 to 3/2018	4	
47.	EE, Water Resource Department, Division- Jodhpur	WRD	0	1(iii)	4/2017 to 3/2018	3	
			0	1(v)		3	
			0	2(i)		3	
48.	EE, Water Resource Department, Division- Jalore	WRD	0	2(v)	4/2017 to 3/2018	5	
			16.15	2(vi)		3	
			0	2(vii)		3	
			0.32	3(iv)		3	
			0	3(v)		3	
			1.36	3(vi)		3	
			0	3(vii)		3	
			0	3(viii)		3	
			0	4(iv)		3	
49.	EE, Water Resource Department, Division- Jhalawar	WRD	0	3(iii)	4/2017 to 3/2018	3	
50.	EE, Water Resource Department, Division-II, Chhabra	WRD	1.32	4(i)	4/2017 to 3/2018	3	
51.	EE, Water Resource Department, Division- Sirohi	WRD	550.16	1(i)	4/2017 to 3/2018	3	
			5.93	1(iii)		4	
			15.03	1(v)		6	
			1.45	1(vi)		3	
			19.6	1(vii)		3	
			1.66	4(iii)		3	
			0	4(iv)		3	
52.	EE, Water Resource	WRD	0	भाग-II अ 2(ii)	4/2017 to	3	

S. No.	Name of division	Deptt.	Amount in Lakhs	Para no. of Part-II-B	Period of I.R.	Category of defects	Amount in the review for the year 2018-19 (illustrated for some cases)
1	2	3	4	5	6	7	8
	Department, Division- I, Baran		0	1(iv)	3/2018	3	
			0	1(v)		3	
			0	3(iii)		3	
			365.19	3(vi)		3	
53.	EE, Water Resource Department, Division- Bundi	WRD	892	1(ii)	4/2016 to 3/2018	3	
			0	2(iii)		3	
			0	2(iv)		3	
54.	EE, Water Resource Department, Jawai Canal Division- Sumerpur (Pali)	WRD	0	2(i)	4/2017 to 3/2018	3	
			0	2(iv)		3	
			0	3(iii)		3	
			0	5(iv)		3	
55.	EE, Water Resource Department, Division- III, Baran	WRD	0	1(iv)	4/2017 to 3/2018	3	
56.	EE, Water Resource Department, Division- Aklera Jhalawar	WRD	0	1(vi)	4/2017 to 3/2018	3	
57.	EE, Dam Dn.I Mahi Project Banswara	WRD	1551.17	1(ii)	4/2018 to 3/2019	3	-
			47.09	1(v)		3	
			0	2(vii)		3	
58.	EE, Supply Dn. LMC Mahi Project Banswara	WRD	24.93	3(8)(i)	4/2017 to 3/2018	3	
			0	3(xiii)		3	
59.	EE, BBSC Div. Banswara	WRD	42.99	1(i)	4/2017 to 3/2018	3	
			3.26	2(i)		3	
60.	XEN, Water Resource Department, Division- II Bhilwara	WRD	3.8	1(iv)	4/2018 to 3/2019	3	
			0	4(v)		3	
61.	XEN, Water Resource Department, Division- Chittorgarh	WRD	0	1(i)	4/2018 to 3/2019	3	
			0	1(vii)		4	
			0	2(iii)		3	
			0	2(v)		3	
62.	XEN, Water Resource Department, Division- Dausa	WRD	0	1(iii)	4/2017 to 3/2019	3	
			0	1(iv)		3	
			0	2(iii)		4	

S. No.	Name of division	Deptt.	Amount in Lakhs	Para no. of Part-II-B	Period of I.R.	Category of defects	Amount in the review for the year 2018-19 (illustrated for some cases)
1	2	3	4	5	6	7	8
			0	3(ii)		3	
			6.87	3(iii)		3	
63.	XEN, Water Resource Department, Division- tonk	WRD	1.85	1(i)	4/2018 to 3/2019	3	
			1.19	1(iv)		3	
64.	EE, Water Resource Department, Division- Karauli	WRD	160.07	1(ii)	4/2017 to 3/2018	3	
			0	2(iv)		3	
65.	EE, Dam Dn.I Mahi Project Banswara	WRD	0	1(iv)	4/2017 to 3/2018	3	
66.	EE, Water Resource Department, Division- Alwar	WRD	0	1(iii)	4/2016 to 3/2018	4	
67.	EE, Water Resource Department, Division-II Dholpur	WRD	0	3(iv)	4/2017 to 3/2018	3	
68.	EE, Water Resource Department, Division-I Dholpur	WRD	8.5	1(iii)	4/2017 to 3/2018	3	
			1499.58	1(vi)		3	8.50
69.	EE IGNP 20 <sup>th</sup> Division, Bikaner	IGNP	28.68	4	04/2018 to 03/2019	-	-
70.	EE IGNP Kolayat lift Division, Bikaner	IGNP	11.61	3	04/2018 to 03/2019	-	

### ABSTRACT

Name of Deptt.	No. of Units	Amount (in lakhs)
PWD	21	2331.89
PHED	-	-
WRD	47	17262.03
IGNP	02	40.29
CAD	-	-
<b>Total</b>	<b>70</b>	<b>19634.21</b>

## Appendix-R

**Statement showing the cases of commencement of work without sanctioned/estimates & scheme drawing, without competent sanction, irregularity in NIT, TS and in execution of contract**

S. No.	Name of division	Deptt.	Amount in Lakhs	Para no. of Part-II-B	Period of I.R.	Amount in the review for the year 2018-19 (illustrated for some cases)
1	2	3	4	5	6	7
1.	XEN PWD Dn-Bhinmal	PWD	6.16	3(2)	2018-19	
2.	XEN PWD Dn Dausa	PWD	-	1(1)	2018-19	
<b>3.</b>	<b>XEN PWD Dn Sardarsaher</b>	<b>PWD</b>	<b>19.03</b>	<b>1(1), 4(2)</b>	<b>2018-19</b>	<b>-</b>
4.	XEN PWD Dn Rajgarh Alwar	PWD	4.59	1(5)	2018-19	
5.	XEN PHED Div Shahapura (Bhilwara)	PHED	42.92	2(3,6)	2015-19	
6.	XEN PHED Div Malpura (Tonk)	PHED	36.02	1(1)	10/13 to 3/19	
7.	XEN PHED Distt. Rural Div II Bikaner	PHED	227.00	1(1),2(1)	2016-19	
8.	XEN PHED PDR City Dn-I, Bikaner	PHED	8.25	1(2)	2016-19	
9.	XEN PHED City Div II Ajmer	PHED	464.48	1	2016-19	
<b>10.</b>	<b>XEN Distt. Rural Div Ajmer</b>	<b>PHED</b>	<b>945.77</b>	<b>1(1,4),2(1)</b>	<b>2016-19</b>	<b>-</b>
11.	XEN PHED PDR City Div II Bikaner	PHED	0.68	2(6)	2015-19	
12.	XEN PHED Div Beawar	PHED	84.83	1(3)	2016-19	
<b>13.</b>	<b>XEN PHED Proj. Div Jawaja (Beawar)</b>	<b>PHED</b>	<b>2306.69</b>	<b>3</b>	<b>10/13 to 3/19</b>	<b>-</b>
14.	XEN PHED Proj. Div Kekri	PHED	-	2(1)	2016-19	
15.	XEN PHED Proj. Div II Bhilwara	PHED	-	3(3)	F.A to 3/19	
<b>16.</b>	<b>XEN PHED Proj. Div Raipur (Bhilwara)</b>	<b>PHED</b>	<b>1856.24</b>	<b>5</b>	<b>F.A to 3/19</b>	<b>-</b>
<b>17.</b>	<b>XEN PHED Proj Dn Mandalgarh (Bhilwara)</b>	<b>PHED</b>	<b>32188.00</b>	<b>6</b>	<b>F.A to 3/19</b>	<b>-</b>
18.	XEN PHED Dn Sujargarh	PHED	0.54	6(2)	2016-19	
19.	XEN PHED Dn Deedwana	PHED	63.75	IIA-1	2016-19	

S. No.	Name of division	Deptt.	Amount in Lakhs	Para no. of Part-II-B	Period of I.R.	Amount in the review for the year 2018-19 (illustrated for some cases)
1	2	3	4	5	6	7
20.	XEN PHED Dn Ratangarh (Churu)	PHED	239.66	3(1,2), 5(2)	2016-19	
21.	EE, Water Resource Department, Division- Nohar	WRD	0	1(i)	4/2018	
			0	2(i)	to 3/2019	
22.	EE, Water Resource Department, Division- Kota	WRD	0	2(iii)	4/2017 to 3/2018	
23.	EE, Water Resource Department, Division- Bundi	WRD	0	2(v)	4/2016 to 3/2018	
24.	EE, Water Resource Department, Jawai Canal Division- Sumerpur (Pali)	WRD	0	3(i)	4/2017	
			0	3(ii)	to 3/2018	
25.	EE, Dam Dn.I Mahi Project Banswara	WRD	0	2(i)	4/2018 to 3/2019	
26.	EE Command Area Development, OFD-I Division Srivijaynagar (Shriganganagar)	CAD	0.00	2(i)	04/2018 to 03/2019	

**ABSTRACT**

Name of Deptt.	No. of Units	Amount (in lakhs)
PWD	04	29.78
PHED	16	38464.83
WRD	05	-
IGNP	-	-
CAD	01	-
<b>Total</b>	<b>26</b>	<b>38494.61</b>

## Appendix-R(i)

**Statement showing cases of work was not done as per technical specification or equipments, material were not used as per specification or as per condition of agreement or as per guidelines.**

<b>S. No.</b>	<b>Name of division</b>	<b>Deptt.</b>	<b>Outstanding amount (in Lakh)</b>	<b>Para no. of Part-II-B</b>	<b>Period of I.R.</b>
<b>1</b>	<b>2</b>	<b>3</b>	<b>4</b>	<b>5</b>	<b>6</b>
1.	EE Command Area Development, OFD-I Division Srivijaynagar (Shriganganagar)	CAD	-	1(i)	04/2018 to 03/2019
2.	EE Command Area Development, OFD-I Division Srivijaynagar (Shriganganagar)	CAD	58.37	1(ii)	04/2018 to 03/2019

### ABSTRACT

<b>Name of Deptt.</b>	<b>No. of Units</b>	<b>Amount (in lakhs)</b>
PWD	-	-
PHED	-	-
WRD	-	-
IGNP	-	-
CAD	02	58.37
<b>Total</b>	<b>02</b>	<b>58.37</b>

### Appendix-R(ii)

Statement showing cases of works not completed or started.

S.No.	Name of division	Deptt.	Outstanding amount (in Lakh)	Para no. of Part-II-B	Period of I.R.
1	2	3	4	5	6
1	EE, Water Resource Department, Jawai Canal Division- Sumerpur (Pali)	WRD	2.42	7	4/2018 to 3/2019
2	EE, Water Resource Department, Division- Pratapgarh	WRD	4484.03	1(x)	4/2017 to 3/2018
3	EE, Water Resource Department, Rajgarh Medium Irrigation Project Division- Bhawani Mandi Jhalawar	WRD	0	1(i)	4/2017 to 3/2018
4	EE, Water Resource Department, NCP Division- III Sanchore	WRD	30.28	3(viii)	4/2017 to 3/2018
			8.53	4(v)	
5	EE, Water Resource Department, Division- Sirohi	WRD	24.75	1(ii)	4/2017 to 3/2018
6	EE, Supply Dn. LMC Mahi Project Banswara	WRD	0	3(v)	4/2017 to 3/2018
			0	3(xvi)	

### ABSTRACT

Name of Deptt.	No. of Units	Amount (in lakhs)
PWD	-	-
PHED	-	-
WRD	06	4550.01
IGNP	-	-
CAD	-	-
<b>Total</b>	<b>06</b>	<b>4550.01</b>

### Appendix-R(iii)

**Statement showing cases of Administrative/financial sanction in contravention of technical sanction and TS issued in excess**

<b>S.No.</b>	<b>Name of division</b>	<b>Deptt.</b>	<b>Outstanding amount (in Lakh)</b>	<b>Para no. of Part-II-B</b>	<b>Period of I.R.</b>
<b>1</b>	<b>2</b>	<b>3</b>	<b>4</b>	<b>5</b>	<b>6</b>
1	EE, Water Resource Department, Division- Pali	WRD	35.18	1(ii)	4/2018 to 3/2019
2	EE, Water Resource Department, Division- Jodhpur	WRD	1373.95	1(i)	4/2017 to 3/2018
3	EE, Water Resource Department, Division- Jhalawar	WRD	622.04	1(i)	4/2017 to 3/2018
4	EE, Water Resource Department, Division- Sirohi	WRD	19.47	3	4/2017 to 3/2018
5	XEN, Water Resource Department, Division- Salumber Udaipur	WRD	0	3(i)	4/2018 to 3/2019
6	XEN, Water Resource Department, Division- Dausa	WRD	0	1(i)	4/2017 to 3/2019
			6.87	3(iv)	

### ABSTRACT

<b>Name of Deptt.</b>	<b>No. of Units</b>	<b>Amount (in lakhs)</b>
PWD	-	-
PHED	-	-
WRD	06	2057.51
IGNP	-	-
CAD	-	-
<b>Total</b>	<b>06</b>	<b>2057.51</b>



### Appendix-R(iv)

**Statement showing cases of benefit of projects could not be achieved due to - non availability of electric connection/non supply of irrigation water/ absence of water storage**

<b>S.No.</b>	<b>Name of division</b>	<b>Deptt.</b>	<b>Outstanding amount (in Lakh)</b>	<b>Para no. of Part-II-B</b>	<b>Period of I.R.</b>
<b>1</b>	<b>2</b>	<b>3</b>	<b>4</b>	<b>5</b>	<b>6</b>
1	EE, Water Resource Department, Division-Rawatsar	WRD	0	3(v)	4/2018 to 3/2019
2	EE, Water Resource Department, Division-Kota	WRD	2440	2(vi)	4/2017 to 3/2018
3	EE, Water Resource Department, Division-Bundi	WRD	802.06	3(i)	4/2016 to 3/2018

### ABSTRACT

<b>Name of Deptt.</b>	<b>No. of Units</b>	<b>Amount (in lakhs)</b>
PWD	-	-
PHED	-	-
WRD	03	3242.06
IGNP	-	-
CAD	-	-
<b>Total</b>	<b>03</b>	<b>3242.06</b>

## Appendix-R(v)

**List of work was commenced without execution of contract or signature of EE was missing in contract document**

<b>S.No.</b>	<b>Name of division</b>	<b>Deptt.</b>	<b>Outstanding amount (in Lakh)</b>	<b>Para no. of Part-II-B</b>	<b>Period of I.R.</b>
<b>1</b>	<b>2</b>	<b>3</b>	<b>4</b>	<b>5</b>	<b>6</b>
1	EE, Water Resource Department, Jakham Dam Division- Dhariyabad	WRD	0	1(iii)	4/2017 to 3/2018
2	EE, Water Resource Department, Division- Dungarpur	WRD	0	3(iii)	4/2017 to 3/2018
3	EE, Water Resource Department, Division- Udaipur	WRD	0	1(i)	4/2017 to 3/2018
4	EE, Water Resource Department, Division- Chittorgarh	WRD	0	3(i)	4/2017 to 3/2018
5	EE, Water Resource Department, Division- Rajsamand	WRD	0	1(iv)	4/2017 to 3/2018
6	EE, Water Resource Department, NCP Division- V Sanchore	WRD	0	1(i)	4/2017 to 3/2018
7	EE, Water Resource Department, Division- Kota	WRD	0	4(i)	4/2017 to 3/2018
8	EE, Water Resource Department, Division- Sirohi	WRD	0	2(iv)	4/2017 to 3/2018
9	EE, BBSC Div. Banswara	WRD	0	4(i)	4/2017 to 3/2018
10	EE, Water Resource Department, Division-II Dholpur	WRD	0	2(vii)	4/2017 to 3/2018

### ABSTRACT

<b>Name of Deptt.</b>	<b>No. of Units</b>	<b>Amount (in lakhs)</b>
PWD	-	-
PHED	-	-
WRD	10	-
IGNP	-	-
CAD	-	-
<b>Total</b>	<b>10</b>	<b>-</b>

## Appendix-R(vii)

**Statement showing cases of lack of submission of final bills in due time/irregular payment of monthly bills.**

S. No.	Name of division	Deptt.	Outstanding amount (in Lakh)	Para no. of Part-II-B	Period of I.R.
1	2	3	4	5	6
1.	EE, Water Resource Department, Jawai Canal Division- Sumerpur (Pali)	WRD	0	5	4/2018 to 3/2019
2.	EE, Water Resource Department, Division- Jodhpur	WRD	0	2(i)	4/2018 to 3/2019
3.	EE, Water Resource Department, Division- Pali	WRD	0	7	4/2018 to 3/2019
4.	EE, Water Resource Department, NCP Division- II Sanchore	WRD	1.07	5(ii)	4/2017 to 3/2018
5.	EE, Water Resource Department, Division- Banswara	WRD	0	1(iii)	4/2017 to 3/2018
			0	3(i)	
6.	EE, Water Resource Department, NCP Division- I Sanchore	WRD	0	1(ix)	4/2017 to 3/2018
			0	2(iii)	
			0	3(iii)	
			0	6(iv)	
7.	EE, Water Resource Department, NCP Division- V Sanchore	WRD	0	1(iii)	4/2017 to 3/2018
8.	EE, RWSRP Raisinghnagar	WRD	73.12	3	4/2017 to 3/2018
9.	EE, Water Resource Department, Division-II Hanumangarh	WRD	1.91	8	4/2018 to 3/2019
10.	EE, Water Resource Department, Division- Nohar	WRD	32.5	1(iv)	4/2018 to 3/2019
			47.5	1(vi)	
			9.16	2(vii)	
			0	6	
11.	EE, Water Resource Department, Division Rawatsar	WRD	9.98	3(ii)	4/2017 to 3/2018
12.	EE, Water Resource Department, Division-II, Chhabra	WRD	16.6	4(iii)	4/2017 to 3/2018
13.	EE, Water Resource Department, Division- Sirohi	WRD	0	2(iii)	4/2017 to 3/2018
14.	EE, Water Resource Department, Jawai Canal Division- Sumerpur (Pali)	WRD	0	2(ii)	4/2017 to 3/2018
15.	EE, Water Resource Department, Chawadi Project Division- Jhalawar	WRD	0	1(ii)	4/2017 to 3/2018

<b>S. No.</b>	<b>Name of division</b>	<b>Deptt.</b>	<b>Outstanding amount (in Lakh)</b>	<b>Para no. of Part-II-B</b>	<b>Period of I.R.</b>
<b>1</b>	<b>2</b>	<b>3</b>	<b>4</b>	<b>5</b>	<b>6</b>
16.	EE, Water Resource Department, Division- Alwar	WRD	0	1(v)	4/2016 to 3/2018
17.	EE Command Area Development, OFD-I Division Srivijaynagar (Shriganganagar)	CAD	0.00	2(ii)	04/2018 to 03/2019

**ABSTRACT**

<b>Name of Deptt.</b>	<b>No. of Units</b>	<b>Amount (in lakhs)</b>
PWD	-	-
PHED	-	-
WRD	16	191.84
IGNP	-	-
CAD	01	-
<b>Total</b>	<b>17</b>	<b>191.84</b>

### Appendix-R(viii)

**Statement showing cases of Irregularities in NIT, technical sanction, lack of revised A&F, Technical sanction.**

S.No.	Name of division	Deptt.	Outstanding amount (in Lakh)	Para no. of Part-II-B	Period of I.R.
1	2	3	4	5	6
1.	EE, Water Resource Department, NCP Division- II Sanchore	WRD	0	7	4/2017 to 3/2018
2.	EE, Water Resource Department, Division- Dungarpur	WRD	0	2(i)	4/2017 to 3/2018
3.	EE, Water Resource Department, Division- Banswara	WRD	0	1(i)	4/2017 to 3/2018
			0	2(i)	
4.	EE, Water Resource Department, NCP Division- I Sanchore	WRD	0	1(ii)	4/2017 to 3/2018
			0	2(i)	
			0	3(i)	
			0	3(ii)	
5.	EE, Water Resource Department, Division- Rajsamand	WRD	0	1(i)	4/2017 to 3/2018
			0	2(i)	
6.	EE, Water Resource Department, NCP Division- IV Sanchore	WRD	0	3(iii)	4/2017 to 3/2018
7.	EE, Water Resource Department, Division- Pratapgarh	WRD	0	1(ix)	4/2017 to 3/2018
8.	EE, Water Resource Department, Division Anoopgarh	WRD	0	1(i)	4/2016 to 3/2018
			0	3(i)	
9.	EE, Water Resource Department, Division- Rawatsar	WRD	0	1(i)	4/2018 to 3/2019
			0	2(vi)	
			116.5	5	
10.	EE, Water Resource Department, Division-II Hanumangarh	WRD	0	3(i)	4/2018 to 3/2019
11.	EE, Water Resource Department, Regulation Div. Hanumangarh	WRD	0	1(iv)	4/2018 to 3/2019
12.	EE, Water Resource Department, Division Rawatsar	WRD	0	1(2)(i)	4/2017 to 3/2018
13.	EE, Water Resource Department, NCP Division- III Sanchore	WRD	0	4(vi)	4/2017 to 3/2018
14.	EE, Water Resource Department, Division- Kota	WRD	0	1(i)	4/2017 to 3/2018
			100	2(i)	

S.No.	Name of division	Deptt.	Outstanding amount (in Lakh)	Para no. of Part-II-B	Period of I.R.
1	2	3	4	5	6
15.	EE, Water Resource Department, Division- Jodhpur	WRD	0	3(i)	4/2017 to 3/2018
			0	3(vii)	
16.	EE, Water Resource Department, Division- Jalore	WRD	0	1(i)	4/2017 to 3/2018
			0	2(ii)	
			0	2(iv)	
			0	3(i)	
			0	4(i)	
17.	EE, Water Resource Department, Division- Jhalawar	WRD	0	4(i)	4/2017 to 3/2018
			0	4(ii)	
18.	EE, Water Resource Department, Division- Sirohi	WRD	0	1(x)	4/2017 to 3/2018
			0	2(i)	
19.	EE, Water Resource Department, Division- I, Baran	WRD	0	1(vii)	4/2017 to 3/2018
			628.2	1(viii)	
			100	2(i)	
			0	2(iv)	
			0	3(ii)	
			0	5(i)	
20.	EE, Water Resource Department, Division- Bundi	WRD	0	2(i)	4/2016 to 3/2018
21.	EE, Water Resource Department, Jawai Canal Division- Sumerpur (Pali)	WRD	0	5(vi)	4/2017 to 3/2018
22.	EE, Water Resource Department, Division- III, Baran	WRD	0	1(i)	4/2017 to 3/2018
23.	EE, Dam Dn.I Mahi Project Banswara	WRD	0	1(i)	4/2018 to 3/2019
24.	EE, Water Resource Department, Chawadi Project Division- Jhalawar	WRD	289.5	2(i)	4/2017 to 3/2018
25.	EE, Dam Dn.I Mahi Project Banswara	WRD	0	2(iii)	4/2017 to 3/2018
			0	3(i)	
26.	EE, Water Resource Department, Division-II Dholpur	WRD	0	3(ii)	4/2017 to 3/2018
27.	EE, Water Resource Department, Division-I Dholpur	WRD	0	3(ii)	4/2017 to 3/2018
28.	EE IGNP 20th Division, Bikaner	IGNP	0.00	1(iv)	04/2018 to

S.No.	Name of division	Deptt.	Outstanding amount (in Lakh)	Para no. of Part-II-B	Period of I.R.
1	2	3	4	5	6
					03/2019
29.	EE IGNP Serve & Investigation lift Division, Rawatsar	IGNP	0.00	1(iii)	04/2018 to 03/2019
30.	Ex.En. IGNP 24th Dn. Phalodi, Jodhpur	IGNP	0.00	1	04/2013 to 03/2018

**ABSTRACT**

Name of Deptt.	No. of Units	Amount (in lakhs)
PWD	-	-
PHED	-	-
WRD	27	1234.20
IGNP	03	-
CAD	-	-
<b>Total</b>	<b>30</b>	<b>1234.20</b>

## Appendix-S

**Statement showing instances of unauthorized financial aid/ undue benefit to contractors/ non-recovery of Mob. Advance/ Bank guarantee, undue refund of SD**

**Categories of defects:**

1. Vehicles not provided as per contract condition, laboratory was not established, engineers was not deputed, not fully covered insurance period etc.
2. Acceptance of higher rate of work
3. Undue payment to contractor

S. No.	Name of division	Deptt.	Amount in Lakhs	Para no. of Part-II-B	Period of I.R.	Category of defects	Amount in the review for the year 2018-19 (illustrated for some cases)
1	2	3	4	5	6	7	8
1.	XEN PWD Dn. Kuchaman City	PWD	5.12	4(1)	2018-19	-	
2.	XEN PWD Dn Beawar Ajmer	PWD	0.15	2(1)	2018-19	-	
3.	XEN PWD Dn Kekri, Ajmer	PWD	10.00	1(12)	2018-19	-	
4.	XEN PWD Dn Deedwana Nagaur	PWD	108.36	3(4)	2018-19	-	
5.	XEN PWD Dn Fatehpur	PWD	3.20	1(6),3(6)	2018-19	-	
6.	XEN PWD Dn Parbatsar Nagaur	PWD	8.70	1(3,5), 2(4)	2018-19	-	
7.	XEN PWD Dn Mangrol	PWD	54.92		2016-19	-	
8.	XEN PWD Dn Abu Road	PWD	8.26	2(8),3(1)	2018-19	-	
9.	XEN PWD Dn Falodi	PWD	0.47	3(5)	2018-19	-	
10.	XEN PWD Dn Sardarsaher	PWD	3.68	1(6), 3(2)	2018-19	-	
<b>11.</b>	<b>XEN PWD Dn-Lakheri</b>	<b>PWD</b>	<b>160.19</b>	<b>1(2), 1(6), 3(3)</b>	<b>2014-19</b>	-	-
12.	XEN PWD Dn Pratapgarh-II Arnod	PWD	5.33	2(7), 3(2,5)	2018-19	-	
<b>13.</b>	<b>XEN PWD Dn-Pali</b>	<b>PWD</b>	<b>160.89</b>	<b>1(4), 3,4</b>	<b>2017-19</b>	-	-
14.	XEN PWD Dn-Sojat City	PWD	13.57	3(2)	2017-19	-	
15.	XEN PWD Dn- Chaksu	PWD	0.33	4(2)	2018-19	-	
16.	XEN PWD Distt. Dn-Bassi	PWD	1.37	2(4),3(4)	2017-19	-	



S. No.	Name of division	Deptt.	Amount in Lakhs	Para no. of Part-II-B	Period of I.R.	Category of defects	Amount in the review for the year 2018-19 (illustrated for some cases)
1	2	3	4	5	6	7	8
17.	XEN PWD NH Dn-I Jaipur	PWD	-	1(1)	2018-19	-	
18.	XEN PWD Dn. Sikandara, Dausa	PWD	2.13	1(8)	2018-19	-	
19.	XEN PWD City Dn-Udaipur	PWD	0.26	3(6)	2018-19	-	
20.	XEN PWD Dn. Begun	PWD	2.61	4(8)	2018-19	-	
21.	XEN PWD Dn Sagwara	PWD	60.47	2(10,11),3(3,5)	2017-19	-	
22.	XEN PWD City Dn Ajmer	PWD	7.29	3(3)	2018-19	-	
23.	XEN PWD Distt. Dn. Ajmer	PWD	46.07	1(3,8),3(3,4),4	2018-19	-	
24.	XEN PWD Dn Bali	PWD	80.00	3(4)	2018-19	-	
25.	XEN PWD Dn Neemkathana	PWD	16.60	1(3)	2018-19	-	
26.	XEN PWD Dn III Pratapgarh	PWD	-	1(13)	2018-19	-	
27.	XEN PWD Dn Dhariyawad	PWD	4.56	1(3), 2(3,10)	2018-19	-	
28.	XEN PWD Dn Nimbahera	PWD	42.68	4(v), 5(7)	2018-19	-	
29.	XEN PWD Dn Ballabhnagar	PWD	68.68	1(2,5,7)	2018-19	-	
30.	XEN PWD Dn Simalwara	PWD	38.21	1(5), 2(4), 3(2)	2018-19	-	
31.	XEN PWD Dn Chittorgarh	PWD	46.08	4(ii)	2018-19	-	
32.	XEN PWD Dn-II Sawaimadhopur	PWD	36.93	4(iv)	2018-19	-	
33.	XEN PWD Dn Rajgarh Alwar	PWD	10.60	2(4), 4(4)	2018-19	-	
34.	XEN PWD City Dn-II Jaipur	PWD	106.01	1(4,7)	2018-19	-	
35.	<b>XEN PWD Dn Navalgarh</b>	<b>PWD</b>	<b>179.80</b>	<b>3(3)</b>	<b>2018-19</b>	-	<b>8.45</b>
36.	XEN PWD Dn Khetri	PWD	2.47	1(7),	2018-19	-	

S. No.	Name of division	Deptt.	Amount in Lakhs	Para no. of Part-II-B	Period of I.R.	Category of defects	Amount in the review for the year 2018-19 (illustrated for some cases)
1	2	3	4	5	6	7	8
				4(9)			
37.	XEN PWD Dn Sikar	PWD	2.35	3(7)	2018-19	-	
38.	XEN PWD Dn Jhujhunu	PWD	58.18	6(1),7(1),8(1)	2018-19	-	
39.	XEN PWD Dn-III Jaipur	PWD	29.47	1(3),2(7)	2018-19	-	
40.	Project Director, PPP PWD Jaipur	PWD	26.85	1(4)	12/14-03/19	-	
41.	Project Director, PPP PWD Sikar	PWD	109.00	IIA-1(1)	10/17-03/19	-	
<b>42.</b>	<b>Project Director, PPP PWD Kota</b>	<b>PWD</b>	<b>3513.00</b>	<b>1(6)</b>	<b>10/17-03/19</b>	-	-
43.	XEN PHED Rural Dn Bhilwara	PHED	6.25	3(4,5)	2/14 to 3/19	-	
44.	XEN PHED Div Shahapura, Bhilwara	PHED	15.54	1(1,2),2(3,4),3(5),5(2),7(3)	2015-19	-	
45.	XEN PHED City Div Bhilwara	PHED	168.85	1(2,7),3(5,6),4(2)	2015-19	-	
46.	XEN PHED, Distt. Rural Div-I Bikaner	PHED	0.74	1(4), 10	2015-19	-	
47.	XEN PHED Distt. Rural Div II Bikaner	PHED	97.04	1(4),2(3),3(4),5(1)	2016-19	-	
48.	XEN PHED NCR Div-Bhiwadi (Alwar)	PHED	54.03	2	9/13 to 3/19	-	
49.	XEN PHED PDR City Dn-I, Bikaner	PHED	5.80	3(3)4(2)	2016-19	-	
50.	XEN PHED PDR City Dn-III, Bikaner	PHED	4.32	3(2)	2015-19	-	
51.	XEN Distt. Rural Div Ajmer	PHED	3.90	4(3)	2016-19	-	
52.	XEN PHED PDR City Div II Bikaner	PHED	0.54	3(4)	2015-19	-	
53.	XEN PHED Project Dn Ajmer	PHED	14.85	2(2)	2016-19	-	
<b>54.</b>	<b>XEN PHED Div Beawar</b>	<b>PHED</b>	<b>444.26</b>	<b>1(2),2(2),3(2),4(2)</b>	<b>2016-19</b>	-	-

S. No.	Name of division	Deptt.	Amount in Lakhs	Para no. of Part-II-B	Period of I.R.	Category of defects	Amount in the review for the year 2018-19 (illustrated for some cases)
1	2	3	4	5	6	7	8
55.	XEN PHED Proj. Div Jawaja (Beawar)	PHED	369.69	2(2,4)	10/13 to 3/19	-	-
56.	XEN PHED Proj. Div Kekri	PHED	280.34	1(1), 2(2), 3	2016-19	-	
57.	XEN PHED Proj. Div Raipur (Bhilwara)	PHED	443.89	7(1)	F.A to 3/19	-	-
58.	XEN PHED Proj. Dn Gangapur (Bhilwara)	PHED	19.12	4(1)	F.A to 3/19	-	
59.	XEN PHED Dn Suratgarh	PHED	139.47	1(5), 2(1), 6(2,4,6)	2016-19	-	
60.	XEN PHED Proj Dn Mandargarh, Bhilwara	PHED	39.68	2(1,3)	F.A to 3/19	-	
61.	XEN PHED Dn Churu	PHED	67.36	1(1),6	2016-19	-	
62.	XEN PHED Dn Makrana	PHED	1.07	8	2016-19	-	
63.	XEN PHED Dn Sujargarh	PHED	0.15	1(2),2(a, 4)5(1)	2016-19	-	
64.	XEN PHED Dn Ratargarh (Churu)	PHED	9.75	5(3), 6(2)	2016-19	-	
65.	XEN PHED Proj. Dn Gulabpura (Bhilwara)	PHED	67.04	2,4	2015-19	-	
66.	XEN PHED Proj. Dn Kuchaman city	PHED	779.61	1(3)	10/13-03/19	-	-
67.	XEN PHED Dn Anoopgarh	PHED	81.40	IIA-1	2018-19	-	
68.	EE, Water Resource Department, Division-Jodhpur	WRD	49.6	1(iii)	4/2018 to 3/2019	0	-
			0	2(ii)		1	
69.	EE, Water Resource Department, NCP Division- II Sanchore	WRD	0	1(vii)	4/2017 to 3/2018	1	
			0	3(vii)		1	
			0	4(viii)		1	
70.	EE, Water Resource Department, Division Anoopgarh	WRD	1.8	1(iii)	4/2016 to 3/2018	1	
71.	EE, Water Resource Department, Division Rawatsar	WRD	0	2(4)(iii)	4/2017 to 3/2018	1	150.01
			68.98	3(i)		3	
			0	3(5)(ii)		1	
72.	EE, Water Resource	WRD	117.4	2(ii)	4/2017	3	0.66

S. No.	Name of division	Deptt.	Amount in Lakhs	Para no. of Part-II-B	Period of I.R.	Category of defects	Amount in the review for the year 2018-19 (illustrated for some cases)
1	2	3	4	5	6	7	8
	<b>Department, Rajgarh Medium Irrigation Project Division- Bhawani Mandi Jhalawar</b>		0	2(ix)	<b>to 3/2018</b>	1	
73.	EE, Water Resource Department, NCP Division- III Sanchore	WRD	0	1(vii)	4/2017 to 3/2018	1	
74.	EE, Water Resource Department, Division- Kota	WRD	0	1(v)	4/2017 to 3/2018	1	
75.	EE, Water Resource Department, Division- I, Baran	WRD	19.18	1(ix)	4/2017 to 3/2018	3	
76.	EE, Water Resource Department, Division- Bundi	WRD	0	1(v)	4/2016 to 3/2018	1	
77.	<b>EE, Water Resource Department, Jawai Canal Division- Sumerpur (Pali)</b>	<b>WRD</b>	0	2(vi)	<b>4/2017 to 3/2018</b>	1	-
			<b>19.29</b>	<b>4(iii)</b>		2	
			0	5(v)		1	
78.	EE, Khamera Nahar Dn. Mahi Project Banswara	WRD	0	1(iv)	4/2017 to 3/2018	1	
			0	1(v)		1	
79.	XEN, Water Resource Department, Division- Chittorgarh	WRD	1.32	1(iii)	4/2018 to 3/2019	3	
80.	EE, Water Resource Department, Chawadi Project Division- Jhalawar	WRD	0	3(vi)	4/2017 to 3/2018	1	
81.	EE Command Area Development, OFD-III Division Suratgarh (Shriganganagar)	CAD	0.00	2(i-ख)	04/2018 to 03/2019		

**ABSTRACT**

<b>Name of Deptt.</b>	<b>No. of Units</b>	<b>Amount (in lakhs)</b>
PWD	42	5034.84
PHED	25	3114.69
WRD	13	277.57
IGNP	-	-
CAD	01	-
<b>Total</b>	<b>81</b>	<b>8427.10</b>

## Appendix-T

### Statement showing fictitious adjustment

#### Category of defects:

1. Material transferred to other works.
2. Material not shifted from stores.
3. Material issued to works was in excess of requirement.
4. Without budget expenditure of works charges to miscellaneous PW Advance.
5. Expenditure not related to works but charged to works.
6. Expenditure not charged to concerned head and charged to different head.
7. Material purchased at higher rate.
8. Value of hard rock useful material not recovered.
9. Double payment.

S. No.	Name of division	Deptt.	Amount in Lakhs	Para no. of Part-II-B	Period of I.R.	Category of defects	Amount in the review for the year 2018-19 (illustrated for some cases)
1	2	3	4	5	6	7	8
1.	XEN PWD Dn. Ballabhnagar	PWD	13.89	4	2018-19	5	
2.	XEN PWD Dn Dhariyawad	PWD	2.90	5	2018-19	5	
<b>3.</b>	<b>XEN PWD Dn Suratgarh</b>	<b>PWD</b>	<b>25.20</b>	<b>1(7)</b>	<b>2018-19</b>	<b>5</b>	<b>25.20</b>
<b>4.</b>	<b>XEN PHED Div Shahapura, Bhilwara</b>	<b>PHED</b>	<b>101.42</b>	<b>1(6), 2(1), 4(1,3), 7(4)</b>	<b>2015-19</b>	<b>4,5</b>	<b>-</b>
5.	XEN,PHED Div-Tonk	PHED	23.44	2(6)	2016-19	5	
<b>6.</b>	<b>XEN PHED, Distt. Rural Div-I Bikaner</b>	<b>PHED</b>	<b>387.54</b>	<b>1(9), 3(1)</b>	<b>2015-19</b>	<b>5</b>	<b>-</b>
7.	XEN PHED Distt. Rural Div II Bikaner	PHED	20.71	2(7), 3(1)	2016-19	5	
8.	XEN PHED PDR City Dn-I, Bikaner	PHED	24.11	3(2a,b)4(1)	2016-19	5	
<b>9.</b>	<b>XEN PHED PDR city Div II Bikaner</b>	<b>PHED</b>	<b>271.90</b>	<b>1(1), 2(1)</b>	<b>2015-19</b>	<b>5</b>	<b>-</b>
10.	XEN PHED Distt. Rural Div Sriganganager	PHED	18.13	2(1,2), 4(3)	2016-19	5,6	
11.	XEN PHED City Div Sriganganager	PHED	92.59	1(1), 2(1,4), 3(2,4)	2014-19	5	
<b>12.</b>	<b>XEN PHED Div Anoopgarh</b>	<b>PHED</b>	<b>167.69</b>	<b>1(2-iii), 5(3), 3(4)</b>	<b>2015-19</b>	<b>5</b>	<b>-</b>
13.	XEN PHED Div Hanumangarh	PHED	6.16	1(1)	2016-19	5	
14.	XEN PHED Dn Suratgarh	PHED	13.18	2(3)	2016-19	3	
15.	XEN PHED Dn Churu	PHED	75.42	2(2), 3(4), 4(1)	2016-19	5	
16.	XEN PHED Dn Sujangarh	PHED	23.69	2(a-1,b-1), 6(2)	2016-19	5	

S. No.	Name of division	Deptt.	Amount in Lakhs	Para no. of Part-II-B	Period of I.R.	Category of defects	Amount in the review for the year 2018-19 (illustrated for some cases)
1	2	3	4	5	6	7	8
17.	XEN PHED Proj. Dn Mertacity (Nagaur)	PHED	19.01	4	2016-19	3	
18.	<b>EE, Water Resource Department, Jawai Canal Division- Sumerpur (Pali)</b>	WRD	0.64	1(x)	<b>4/2018 to 3/2019</b>	0	<b>4.96</b>
			<b>20.18</b>	<b>3(viii)</b>		0	
19.	EE, Water Resource Department, Division- Pali	WRD	0	1(vi)	4/2018 to 3/2019	0	
20.	EE, Water Resource Department, NCP Division- II Sanchore	WRD	0.4	1(ii)	4/2017 to 3/2018	0	
21.	EE, Water Resource Department, NCP Division- I Sanchore	WRD	1.04	8	4/2017 to 3/2018	0	
22.	EE, Water Resource Department, Division- Pratapgarh	WRD	0	1(i)	4/2017 to 3/2018	0	
23.	<b>EE, Water Resource Department, NCP Division- V Sanchore</b>	WRD	0.96	1(vii)	<b>4/2017 to 3/2018</b>	0	-
			0	2(iii)		0	
			1.59	2(iv)		0	
			<b>90.23</b>	<b>3(iii)</b>		0	
24.	EE, RWSRP Raisinghnagar	WRD	0.39	1(iii)	4/2017 to 3/2018	0	
25.	EE, Water Resource Department, Division- Rawatsar	WRD	0.57	1(ii)	4/2018 to 3/2019	0	
26.	<b>EE, Water Resource Department, Division-I Hanumangarh</b>	WRD	<b>1518.72</b>	<b>1(i)</b>	<b>4/2018 to 3/2019</b>	<b>0</b>	-
			7.65	2(i)		0	
27.	EE, Water Resource Department, Division Rawatsar	WRD	0.57	1(2)(iii)	4/2017 to 3/2018	0	
			0.54	2(4)(i)		0	
			0.43	3(5)(i)		0	
28.	EE, Water Resource Department, Rajgarh Medium Irrigation Project Division- Bhawani Mandi Jhalawar	WRD	1.31	1(vii)	4/2017 to 3/2018	5	
29.	EE, Water Resource Department, Parwan Project Division- I, Jhalawar	WRD	0	1(i)	4/2013 to 3/2018	5	
			0.29	3		5	

S. No.	Name of division	Deptt.	Amount in Lakhs	Para no. of Part-II-B	Period of I.R.	Category of defects	Amount in the review for the year 2018-19 (illustrated for some cases)
1	2	3	4	5	6	7	8
30.	EE, Water Resource Department, Division- Kota	WRD	0.46	6	4/2017 to 3/2018	5	
			1.21	8		5	
<b>31.</b>	<b>EE, Water Resource Department, Parwan Project Division- II, Jhalawar</b>	<b>WRD</b>	<b>496.07</b>	<b>1(i)</b>	<b>10/2013 to 3/2018</b>	<b>0</b>	<b>-</b>
32.	EE, Water Resource Department, Division- Jalore	WRD	1.67	4(iii)	4/2017 to 3/2018	0	
33.	EE, Water Resource Department, Division- Jhalawar	WRD	16.82	1(ii)	4/2017 to 3/2018	5	
			2.37	1(iii)		5	
			42.4	2(ii)		0	
34.	EE, Water Resource Department, Division-II, Chhabra	WRD	1.24	1(vi)	4/2017 to 3/2018	5	
35.	EE, Water Resource Department, Division- Sirohi	WRD	6.61	1(iv)	4/2017 to 3/2018	0	
36.	EE, Water Resource Department, Division- I, Baran	WRD	0	1(i)	4/2017 to 3/2018	0	
			2.12	7		5	
37.	EE, Water Resource Department, Division- Bundi	WRD	0.37	4	4/2016 to 3/2018	5	
38.	EE, Water Resource Department, Jawai Canal Division- Sumerpur (Pali)	WRD	2.19	1(i)	4/2017 to 3/2018	5	
			4.96	2(iii)		5	
			13.61	5(viii)		5	
39.	EE, Water Resource Department, Division- Aklera Jhalawar	WRD	2.54	1(v)	4/2017 to 3/2018	0	
			0.89	2(ii)		5	
40.	EE, Khamera Nahar Dn. Mahi Project Banswara	WRD	4.77	1(ii)	4/2017 to 3/2018	5	
41.	EE, Water Resource Department, Division-II Dholpur	WRD	0.93	4(i)	4/2017 to 3/2018	0	
42.	EE, Water Resource Department, Division-I Dholpur	WRD	1.94	5	4/2017 to 3/2018	0	
<b>43.</b>	<b>Ex.En. IGNP 24th Dn. Phalodi, Jodhpur</b>	<b>IGNP</b>	<b>32.42</b>	<b>2</b>	<b>04/2013 to 03/2018</b>	<b>5</b>	<b>-</b>



<b>S. No.</b>	<b>Name of division</b>	<b>Deptt.</b>	<b>Amount in Lakhs</b>	<b>Para no. of Part-II-B</b>	<b>Period of I.R.</b>	<b>Category of defects</b>	<b>Amount in the review for the year 2018-19 (illustrated for some cases)</b>
<b>1</b>	<b>2</b>	<b>3</b>	<b>4</b>	<b>5</b>	<b>6</b>	<b>7</b>	<b>8</b>
44.	Ex. En. TMC, IGNP, mohangarh	IGNP	8.93	4	04/2016 to 03/2018	0	

**ABSTRACT**

<b>Name of Deptt.</b>	<b>No. of Units</b>	<b>Amount (in lakhs)</b>
PWD	03	41.99
PHED	14	1244.99
WRD	25	2248.68
IGNP	02	41.35
CAD	-	-
<b>Total</b>	<b>44</b>	<b>3577.01</b>

## Appendix-U

### Statement showing cases of non-production of records/information to Audit party

S. No.	Name of division	Deptt.	Amount in Lakhs	Para no. of Part-II-B	Period of I.R.
1	2	3	4	5	6
1.	XEN PWD Dn Lakheri	PWD	-	2(9)	2014-19
2.	XEN PWD Electric Dn Banswara	PWD	-	1(3), 2(7), 3(6)	2018-19
3.	XEN PWD Dn –I Sawai Madhopur	PWD	-	1(ix)	2018-19
4.	XEN PWD Distt. Dn Bassi	PWD	-	4	2018-19
5.	XEN PWD Dn Bali	PWD	-	2(9)	2018-19
6.	XEN PWD Dn Neemkathana	PWD	-	1(9), 2(6,7)	2018-19
7.	XEN PHED City Div Bhilwara	PHED	-	2(4)	2015-19
8.	XEN PHED, Distt. Rural Div-I Bikaner	PHED	-	2(6), 4(a-3, d), 5(5)	2015-19
9.	XEN PHED Distt. Rural Div II Bikaner	PHED	-	1(6), 5(7), 6(3)	2016-19
10.	XEN PHED PDR City Div II Bikaner	PHED	-	1(9), 4(b)	2015-19
11.	XEN PHED Div Beawar	PHED	-	3(7)	2016-19
12.	XEN PHED Proj. Div Jawaja (Beawar)	PHED	-	2(7)	10/13 to 3/19
13.	XEN PHED Dn Ratangarh (Churu)	PHED	-	5(6)	2016-19
14.	EE, Water Resource Department, Division-Banswara	WRD	0	2(ii)(1)	4/2017 to 3/2018
15.	EE, Water Resource Department, NCP Division- I Sanchore	WRD	0	5	4/2017 to 3/2018
			0	9	
16.	EE, Water Resource Department, Division-II Hanumangarh	WRD	0	2(vi)	4/2018 to 3/2019
			0	2(vii)	
17.	EE, Water Resource Department, Rajgarh Medium Irrigation Project Division-Bhawani Mandi Jhalawar	WRD	2822	2(iv)	4/2017 to 3/2018
			0	3(iii)	
18.	EE, Water Resource Department, Division- Kota	WRD	0	1(ii)	4/2017 to 3/2018
			0	2(xvi)	
			0	2(xviii)	
19.	EE, Water Resource Department, Division- Jodhpur	WRD	0	1(vi)	4/2017 to 3/2018
20.	EE, Water Resource Department, Division- Jalore	WRD	0	3(ix)	4/2017 to 3/2018
21.	EE, Water Resource Department, Division- I, Baran	WRD	0	1(x)	4/2017 to 3/2018
			0	2(viii)	
			0	2(ix)	

<b>S. No.</b>	<b>Name of division</b>	<b>Deptt.</b>	<b>Amount in Lakhs</b>	<b>Para no. of Part-II-B</b>	<b>Period of I.R.</b>
<b>1</b>	<b>2</b>	<b>3</b>	<b>4</b>	<b>5</b>	<b>6</b>
22.	EE, Water Resource Department, Division- Aklera Jhalawar	WRD	0	2(iii)	4/2017 to 3/2018
23.	EE, Supply Dn. LMC Mahi Project Banswara	WRD	0	3(vi)	4/2017 to 3/2018
			0	3(xv)	
			0	3(xvii)	
24.	XEN, Water Resource Department, Division- Chittorgarh	WRD	0	3(vi)	4/2018 to 3/2019
25.	XEN, Water Resource Department, Division- tonk	WRD	0	3(ii)	4/2018 to 3/2019
26.	EE, Water Resource Department, Division-II Dholpur	WRD	0	1(iii)	4/2017 to 3/2018

**ABSTRACT**

<b>Name of Deptt.</b>	<b>No. of Units</b>	<b>Amount (in lakhs)</b>
PWD	06	-
PHED	07	-
WRD	13	2822
IGNP	-	-
CAD	-	-
<b>Total</b>	<b>26</b>	<b>2822</b>

## Appendix-V

### Statement showing non-reconciliation (monthly) with treasury (form-51)

S. No.	Name of division	Deptt.	Amount in Lakhs		Para no. of Part-II-B	Period of I.R.
			Challans	Cheques		
1	2	3	I	II	5	6
1.	XEN PWD Dn. Rajakhera, Dholpur	PWD	-	84.73	6(15)	2016-19
2.	XEN PWD Dn Bundi	PWD	0.59	4.67	6(19)	2018-19
3.	XEN PWD Distt. Dn Bassi	PWD	24.09	77.05	13(17)	2017-19
4.	XEN PWD Dn Kushalgarh	PWD	0.13	0.03	8(17)	2017-19
5.	XEN PWD Dn Sagwara	PWD	(-)3.59	4.96	7(?k)	2017-19
6.	XEN PWD Dn Bali	PWD	-	1.56	7(15)	2017-19
7.	XEN PWD Distt. Dn-I Jodhpur	PWD	31.38	87.50	6(18)	2017-19
8.	XEN PWD Dn Mandalgarh Bhilwara	PWD	0.47	-	8(16)	2018-19
9.	XEN PWD Dn Dudu, Jaipur	PWD	32.59	46.70	8(15)	2017-19
10.	XEN PWD Dn-I-Sawaimadhopur	PWD	8.90	51.25	9(14)	2018-19
11.	XEN PWD Dn-Sapotara	PWD	-	96.59	8(17)	2018-19
12.	XEN PWD Dn Hindaun,city	PWD	0.48	0.73	15(t)	2018-19
13.	XEN PWD Dn-I Bharatpur	PWD	10.41	52.27	9(18)	2018-19
14.	XEN PWD Dn Behror Alwar	PWD	(-)2.35	88.92	5(17)	2016-19
15.	XEN PWD Dn-Kotputli	PWD	-	0.02	9(17)	2018-19
16.	XEN PWD Dn Aklera Jhalawar	PWD	0.61	9.81	8(18)	2018-19
17.	XEN PWD NH Dn-Jhalawar	PWD	0.56	11.52	8(15)	2016-19
18.	XEN PWD Distt. Dn Kota	PWD	26.43	14.30	7(13)	2018-19
19.	XEN PWD Dn-I Alwar	PWD	53.22	237.34	10(15)	2018-19
20.	XEN PWD Dn Shahbad	PWD	1.15	2.05	7(17)	2018-19
21.	XEN PWD Dn-Jhalawar	PWD	-	0.06	8(19)	2018-19
22.	XEN PWD NH Dn-I Jaipur	PWD	12.55	8.04	7(18)	2018-19
23.	XEN PWD sikandara Dausa	PWD	12.84	43.32	5(16)	2018-19
24.	XEN PWD Dn-II Alwar	PWD	1.16	281.55	9(16)	2018-19
25.	XEN PWD Dn-Phulera	PWD	56.76	(-)8.91	7(15)	2018-19
26.	XEN PWD Balotra	PWD	0.17	-	4(16,17)	2018-19
27.	XEN PWD Dn Nenwa	PWD	0.31	0.91	8(17)	2016-19
28.	XEN PWD Dn Baran	PWD	(-)3.71	20.89	7(21)	2016-19
29.	XEN PWD Dn Shriganganagar	PWD	27.19	0.12	10(Fk)	2018-19
30.	XEN PWD Dn Hanumangarh	PWD	0.90	12.68	5(18)	2018-19
31.	XEN PWD Distt. Dn Etawah, Kota	PWD	1.50	(-)0.91	6(18)	2018-19
32.	XEN PWD Dn Anoopgarh	PWD	0.07	-	7(18)	2018-19
33.	XEN PWD Dn Jalore	PWD	292.19	22.67	10(16)	2017-19
34.	XEN PWD Dn Kotada	PWD	-	1.05	7(16)	2014-19
35.	XEN PWD City Dn Bikaner	PWD	(-)6.19	0.47	5(n)	2018-19
36.	XEN PWD Dn Bhinmal	PWD	28.47	322.05	8(16)	2018-19

S. No.	Name of division	Deptt.	Amount in Lakhs		Para no. of Part-II-B	Period of I.R.
			Challans	Cheques		
1	2	3	I	II	5	6
37.	XEN PWD Dn Kuchaman City	PWD	4.35	2.70	8(17)	2018-19
38.	XEN PWD Dn Deedwana	PWD	170.25	27.95	9(17)	2018-19
39.	XEN PWD Electric Dn. Banswara	PWD	3.15	106.07	9(16)	2018-19
40.	XEN PWD Dn Sardarsaher	PWD	(-)17.45	(-)21.83	8(19)	2018-19
41.	XEN PWD Dn Dhariyawad	PWD	(-)0.07	6.79	7(17)	2018-19
42.	XEN PWD Dn Lakheri	PWD	-	20.81	7(16)	2014-19
43.	XEN PWD City Dn Udaipur	PWD	(-)22.57	0.64	7(17)	2018-19
44.	XEN PWD Dn Rajsamand	PWD	0.09	2.17	6(19)	2018-19
45.	XEN PWD Dn Pali	PWD	(-)144.74	(-)79.09	7(16)	2017-19
46.	XEN PWD Dn Sojat City	PWD	10.68	164.38	10(16)	2017-19
47.	XEN PWD Electric Dn-I Jaipur	PWD	3.16	106.07	6(16)	2018-19
48.	XEN PWD Dn Simalwara	PWD	(-)0.51	1.27	9(17)	2018-19
49.	XEN PWD Dn –II Jodhpur	PWD	357.64	644.83	9(16)	2018-19
50.	XEN PWD Dn Falodi	PWD	7.74	1.75	10(16)	2018-19
51.	XEN PWD Dn-II sawaimadhapur	PWD	45.40	3.05	8(16)	2018-19
52.	XEN PWD Dn Suratgarh	PWD	0.25	4.03	6(18)	2018-19
53.	XEN PWD Dn Tonk	PWD	15.09	265.68	7(15)	2018-19
54.	XEN PWD Dn Rajgarh Alwar	PWD	59.22	3.90	8(17)	2018-19
55.	XEN PWD Dn Navalgarh	PWD	(-)1.19	(-)12.79	10(17)	2018-19
56.	XEN PWD Dn Khetri	PWD	3.02	12.52	10(17)	2018-19
57.	XEN PWD Dn Jhujhunu	PWD	3.70	124.92	11(18)	2018-19
58.	XEN PWD Dn Dungarpur	PWD	1.14	2.19	6(16)	2018-19
59.	XEN PWD Dn Fatehpur	PWD	0.05	3.16	7(17)	2018-19
60.	XEN PWD Dn-III Jaipur	PWD	23.21	3.29	5(16)	2018-19
61.	XEN PWD NH-Dn,Pali	PWD	18.96	20.74	6(17)	2018-19
62.	XEN PWD Dn-Chhabra	PWD	(-)0.14	8.00	8(18)	2018-19
63.	XEN PHED Rural Dn Bhilwara	PHED	2.91	-	11(16)	2/14 to 3/19
64.	XEN PHED Div Shahapura (Bhilwara)	PHED	19.13	17.70	12(16)	2015-19
65.	XEN PHED Div. Alwar	PHED	(-)15.69	9.81	7(17)	2015-19
66.	XEN PHED City Div Bhilwara	PHED	23.20	5.96	11(16)	2015-19
67.	XEN PHED Div Rajgarh (Alwar)	PHED	21.04	26.03	12(15)	2016-19
68.	XEN PHED Div-Tonk	PHED	(-)264.93	993.65	8(16)	2016-19
69.	XEN PHED Distt. Rural Div-I Bikaner	PHED	(-)110.83	(-)15.85	12(15)	2015-19
70.	XEN PHED Div Malpura (Tonk)	PHED	136.74	1.02	8(16)	10/13 to 3/19
71.	XEN PHED Distt. Rural Div II Bikaner	PHED	(-)13.37	162.45	14(16)	2016-19
72.	XEN PHED PDR City Dn-I, Bikaner	PHED	48.22	16.13	8(16)	2016-19
73.	XEN PHED City Div II Ajmer	PHED	11.12	8.68	10(16)	2016-19

S. No.	Name of division	Deptt.	Amount in Lakhs		Para no. of Part-II-B	Period of I.R.
			Challans	Cheques		
1	2	3	I	II	5	6
74.	XEN PHED PDR City Dn-III, Bikaner	PHED	8.70	0.55	9(16)	2015-19
75.	XEN Distt. Rural Div Ajmer	PHED	56.95	24.18	10(16)	2016-19
76.	XEN PHED PDR City Div II Bikaner	PHED	66.55	0.69	7(16)	2015-19
77.	XEN PHED Div Kishangarh	PHED	(-)1.95	5.85	8(16)	2015-19
78.	XEN PHED City DN-I Ajmer	PHED	375.76	43.06	9(16)	2015-19
79.	XEN PHED Project Dn Ajmer	PHED	0.63	15.37	7(16)	2016-19
80.	XEN PHED Distt Rural Div Sriganganager	PHED	(-)1.54	8.62	9(16)	2016-19
81.	XEN PHED Div Beawar	PHED	62.88	1.55	10(16)	2016-19
82.	XEN PHED City Div Sriganganager	PHED	(-)0.05	0.13	9(16)	2014-19
83.	XEN PHED Proj. Div Kekri	PHED	4.98	(-)2.81	6(16)	2016-19
84.	XEN PHED Div Anoopgarh	PHED	(-)1.98	0.70	9(6)	2015-19
85.	XEN PHED Dn. Nagaur	PHED	257.16	124.65	11(16)	2016-19
86.	XEN PHED Dn Suratgarh	PHED	2.41	5.96	9(16)	2016-19
87.	XEN PHED Dn Mertacity (Nagaur)	PHED	(-)129.09	(-)14.30	9(16)	2016-19
88.	XEN PHED Dn Churu	PHED	(-)31.41	(-)88.82	9(16)	2016-19
89.	XEN PHED Dn Makrana	PHED	21.69	34.82	10(16)	2016-19
90.	XEN PHED Dn Sujangarh	PHED	16.09	3.98	11(16)	2016-19
91.	XEN PHED Dn Deedwana	PHED	36.10	12.94	8(16)	2016-19
92.	XEN PHED Dn Nohar (Hanumangarh)	PHED	10.32	2.15	6(16)	2016-19
93.	XEN PHED Dn Ratangarh (Churu)	PHED	(-)110.76	(-)23.84	11(16)	2016-19
94.	XEN PHED PMC Dn Deedwana (Nagaur)	PHED	-	10.59	4(16)	2014-19
95.	XEN PHED Dn Behrore, Alwar	PHED	2.82	10.86	10(17)	2016-19
96.	EE, Water Resource Department, Jawai Canal Division- Sumerpur (Pali)	WRD	-2.22	15.25	9(xvii)	4/2018 to 3/2019
97.	EE, Water Resource Department, Division- Jodhpur	WRD	1.02	27.83	7(xvi)	4/2018 to 3/2019
98.	EE, Water Resource Department, Division- Pali	WRD	-26.42	-62.91	11(xv)	4/2018 to 3/2019
99.	EE, Water Resource Department, NCP Division- II Sanchore	WRD	1.48	229.03	10(xiv)	4/2017 to 3/2018
100.	EE, Water Resource Department, Jakham Dam Division- Dhariyabad	WRD	0.73	0.65	6(xvi)	4/2017 to 3/2018
101.	EE, Water Resource Department, Division- Dungarpur	WRD	-0.29	56.36	7(xvi)	4/2017 to 3/2018

S. No.	Name of division	Deptt.	Amount in Lakhs		Para no. of Part-II-B	Period of I.R.
			Challans	Cheques		
1	2	3	I	II	5	6
102.	EE, Water Resource Department, Division- Banswara	WRD	-2.55	-19.33	2.7	4/2017 to 3/2018
103.	EE, Water Resource Department, NCP Division- I Sanchore	WRD	0.25	0	11(n)	4/2017 to 3/2018
104.	EE, Water Resource Department, Division- Udaipur	WRD	0.29	5.93	7(xiv)	4/2017 to 3/2018
105.	EE, Water Resource Department, Division- Chittorgarh	WRD	1.25	1.84	7(viii)	4/2017 to 3/2018
106.	EE, Water Resource Department, Division- Rajsamand	WRD	14	-8.87	7(xv)	4/2017 to 3/2018
107.	EE, Water Resource Department, Division Anoopgarh	WRD	0.56	0.99	7(xix)	4/2016 to 3/2018
108.	EE, Water Resource Department, Division Suratgarh	WRD	-0.45	-14.67	6(xiv)	4/2017 to 3/2018
109.	EE, Water Resource Department, Rego. Division Sriganganagar	WRD	0.35	1.82	4(xx)	4/2017 to 3/2018
110.	EE, RWSRP Raisinghnagar	WRD	0	2.55	6(xix)	4/2017 to 3/2018
111.	EE, Water Resource Department, Division- Rawatsar	WRD	1.11	0.19	12(xvii)	4/2018 to 3/2019
112.	EE, Water Resource Department, Division-II Hanumangarh	WRD	0.61	2.47	10(xvi)	4/2018 to 3/2019
113.	EE, Water Resource Department, Division-I Hanumangarh	WRD	-0.04	0	8(xviii)	4/2018 to 3/2019
114.	EE, Water Resource Department, Regulation Div. Hanumangarh	WRD	2.59	0	6(xvi)	4/2018 to 3/2019
115.	EE, Water Resource Department, Division Rawatsar	WRD	1.01	0.19	6(xix)	4/2017 to 3/2018
116.	EE, Water Resource Department, Rajgarh Medium Irrigation Project Division- Bhawani Mandi Jhalawar	WRD	0	393.09	7(xiii)	4/2017 to 3/2018
117.	EE, Water Resource Department, Parwan Project Division- I, Jhalawar	WRD	0	0.68	5(xiii)	4/2013 to 3/2018
118.	EE, Water Resource Department, NCP Division- III Sanchore	WRD	9.23	10.27	9(xv)	4/2017 to 3/2018
119.	EE, Water Resource Department, Division- Kota	WRD	-3.95	21.79	11(xv)	4/2017 to 3/2018
120.	EE, Water Resource Department, Division- Jodhpur	WRD	1.02	27.83	12(xvi)	4/2017 to 3/2018

S. No.	Name of division	Deptt.	Amount in Lakhs		Para no. of Part-II-B	Period of I.R.
			Challans	Cheques		
1	2	3	I	II	5	6
121.	EE, Water Resource Department, Division- Jalore	WRD	7.77	0.06	8(xix)	4/2017 to 3/2018
122.	EE, Water Resource Department, Division- Jhalawar	WRD	0.05	80.03	7(xiv)	4/2017 to 3/2018
123.	EE, Water Resource Department, Division- Sirohi	WRD	0.85	101.03	8(xv)	4/2017 to 3/2018
124.	EE, Water Resource Department, Jawai Canal Division- Sumerpur (Pali)	WRD	-2.22	15.25	7(xvii)	4/2017 to 3/2018
125.	EE, Water Resource Department, Division- III, Baran	WRD	1.02	27.83	6(xvii)	4/2017 to 3/2018
126.	EE, Water Resource Department, Division- Aklera Jhalawar	WRD	14.73	10.11	9(xiv)	4/2017 to 3/2018
127.	EE, Khamera Nahar Dn. Mahi Project Banswara	WRD	0	0.19	4(xvii)	4/2017 to 3/2018
128.	EE, Dam Dn.I Mahi Project Banswara	WRD	39.73	19.38	8(xvi)	4/2018 to 3/2019
129.	EE, Supply Dn. LMC Mahi Project Banswara	WRD	13.48	16.24	4(xiii)	4/2017 to 3/2018
130.	EE, BBSC Div. Banswara	WRD	0	20.96	5(xv)	4/2017 to 3/2018
131.	XEN, Water Resource Department, Division- II Bhilwara	WRD	2.17	22.14	9(xix)	4/2018 to 3/2019
132.	XEN, Water Resource Department, Division- Chittorgarh	WRD	1.25	1.84	7(xii)	4/2018 to 3/2019
133.	XEN, Water Resource Department, Division- Dausa	WRD	-1.11	12.43	7(xvi)	4/2017 to 3/2019
134.	EE, Water Resource Department, Chawadi Project Division- Jhalawar	WRD	7.21	-335.6	8(xv)	4/2017 to 3/2018
135.	XEN, Water Resource Department, Division- Tonk	WRD	7.45	2.58	8(17)	4/2018 to 3/2019
136.	EE, Water Resource Department, Division- Karauli	WRD	2.92	66.83	6(xx)	4/2017 to 3/2018
137.	EE, Dam Dn.I Mahi Project Banswara	WRD	39.73	19.38	7(xv)	4/2017 to 3/2018
138.	EE, Water Resource Department, Division- Alwar	WRD	0.61	4.38	5(xix)	4/2016 to 3/2018
139.	EE, Water Resource Department, Division-II Dholpur	WRD	1	0	6	4/2017 to 3/2018



S. No.	Name of division	Deptt.	Amount in Lakhs		Para no. of Part-II-B	Period of I.R.
			Challans	Cheques		
1	2	3	I	II	5	6
140.	EE, Water Resource Department, Division-I Dholpur	WRD	5.21	2.91	7(ii)	4/2017 to 3/2018
141.	Ex.En. IGNP 24th Dn. Phalodi, Jodhpur	IGNP	1.15	9.66	6(xv)	04/2013 to 03/2018
142.	EE IGNP 20 <sup>th</sup> Division, Bikaner	IGNP	2.85	334.36	6(xviii)	04/2018 to 03/2019
143.	EE IGNP Kolayat lift Division, Bikaner	IGNP	0.13	0.13	5(xviii)	04/2018 to 03/2019
144.	Ex. En. TMC, IGNP, mohangarh	IGNP	31.28	3.98	7(xvi)	04/2016 to 03/2018

### ABSTRACT

Name of Deptt.	No. of Units	Amount (in lakhs)	
		Challans	Cheques
PWD	62	1149.41	2999.19
PHED	33	503.80	1402.46
WRD	45	140.82	780.95
IGNP	04	35.41	348.13
CAD	-	-	-
<b>Total</b>	<b>144</b>	<b>1829.44</b>	<b>5530.73</b>

## Appendix-W

### Statement showing non-imposition of penalty/compensation/liquidated damages and recovery of L.D. not credited to the Revenue Head/B.G. amount not forfeited

S. No.	Name of division	Deptt.	Amount in Lakhs	Para no. of Part-II-B	Period of I.R.	Amount in the review for the year 2018-19 (illustrated for some cases)
1	2	3	4	5	6	7
1.	XEN PWD Dn. Nimbahera	PWD	24.05	4(ii)	2018-19	
2.	XEN PWD Dn Degana nagaur	PWD	58.85	1(5)	2018-19	
3.	XEN PWD Dn Parbatsar Nagaur	PWD	68.78	2(1)	2018-19	
4.	XEN PWD Dn Pratapgarh-II Amod	PWD	24.64	1(6),3(1)	2018-19	
5.	XEN PWD Dn- Aklera, Jhalawar	PWD	33.01	1(1),5	2018-19	
6.	XEN PWD Dn-I-Sawaimadhopur	PWD	134.86	2(i),3(i),4(iv), 5(i,iv), 7(3)	2018-19	
7.	XEN PWD Dn-Sapotara	PWD	68.88	1(i),2(i)	2018-19	
8.	XEN PWD Dn Hindaun, City	PWD	42.80	1(2),2(2)	2018-19	
<b>9.</b>	<b>XEN PWD Dn-I Bharatpur</b>	<b>PWD</b>	<b>483.92</b>	<b>1(2),2(2),4(6)</b>	<b>2018-19</b>	<b>57.90</b>
<b>10.</b>	<b>XEN PWD Dn Deedwana</b>	<b>PWD</b>	<b>396.72</b>	<b>3(2)</b>	<b>2018-19</b>	<b>-</b>
11.	XEN PWD Dn Mangrol	PWD	216.46	1(1),2(3)	2016-19	
12.	XEN PWD Dn-Abu Road	PWD	97.87	2(2),3(3)	2018-19	
13.	XEN PWD Dn-I Barmer	PWD	12.49	3(3)	2018-19	
14.	XEN PWD Dn-Shahpura Jaipur	PWD	28.30	2(3)	2018-19	
15.	XEN PWD Dn- Sardarsaheer	PWD	40.05	2(1,6,7)	2018-19	
16.	XEN PWD Dn-Phulera	PWD	12.04	1(ii),6	2018-19	
17.	XEN PWD Dn. Balotra	PWD	27.51	2(2)	2018-19	
18.	XEN PWD Dn Dausa	PWD	83.55	1(ii),3(3)	2018-19	
19.	XEN PWD Dn Bikaner	PWD	59.40	3(3)	2018-19	
20.	XEN PWD Distt. Dn Etawah Kota	PWD	188.79	1(9),2(1),3(iii),4(1),5(3),7, 8	2018-19	
21.	XEN PWD Dn Anoopgarh	PWD	34.87	3(3),5	2018-19	
<b>22.</b>	<b>XEN PWD NCRPB Dn Alwar</b>	<b>PWD</b>	<b>1855.53</b>	<b>2(13),3(8),4(2)</b>	<b>2017-19</b>	<b>-</b>
23.	XEN PWD Ratangarh, Churu	PWD	3.17	3(6)	2018-19	
24.	XEN PWD Dn Lakheri	PWD	172.59	1(4),2(6),3(4),4(4)	2014-19	

S. No.	Name of division	Deptt.	Amount in Lakhs	Para no. of Part-II-B	Period of I.R.	Amount in the review for the year 2018-19 (illustrated for some cases)
1	2	3	4	5	6	7
25.	XEN PWD Dn –I Alwar	PWD	55.21	2(ii)	2018-19	
26.	XEN PWD Dn Kekri Ajmer	PWD	37.35	1(1),3,5(1), 10(6)	2018-19	
27.	XEN PWD Dn Khanpur, Jhalawar	PWD	156.79	2,3	2018-19	
28.	XEN PWD Dn Pali	PWD	134.19	1(1)	2017-19	
29.	XEN PWD Dn Nimbahera	PWD	102.95	1(ii),2(ii), 4(ii)	2018-19	
30.	XEN PWD Dn Rajsamand	PWD	8.74	2(2)	2018-19	
31.	XEN PWD Dn Ballabhnagar	PWD	9.80	2(1)	2018-19	
32.	XEN PWD Dn Sojat City	PWD	322.73	1(2),2(1),5, 6(4)	2017-19	
33.	XEN PWD Dn Begun	PWD	133.04	2(i),3(2),4(1), 5(1)	2018-19	
34.	XEN PWD Dn Simalwara	PWD	52.02	1(8),2(1),4	2018-19	
35.	XEN PWD Electric Dn-I Jaipur	PWD	28.86	1(1,4,5),2(3)	2018-19	
36.	XEN PWD Dn Falodi	PWD	79.06	1(6)	2018-19	
37.	XEN PWD Dn-Shahbad	PWD	0.13	4(1)	2018-19	
38.	XEN PWD Dn Chittorgarh	PWD	54.01	3(1),4(1)	2018-19	
39.	XEN PWD Dn-II sawaimadhopur	PWD	68.15	1(i),3(i)	2018-19	
40.	XEN PWD Dn Jhalawar	PWD	13.57	2	2018-19	
41.	XEN PWD Dn Nenwa	PWD	51.25	3(7),4(7),5(6)	2016-19	
42.	XEN PWD Dn Suratgarh	PWD	24.43	2(3)	2018-19	
43.	XEN PWD Dn Tonk	PWD	52.18	3(a-1,b-2,c-2)	2018-19	
44.	XEN PWD Dn Baran	PWD	95.31	1(3),2(2)	2018-19	
45.	XEN PWD Dn Rajgarh Alwar	PWD	111.16	1(1),4(1),5(2)	2018-19	
46.	XEN PWD City Dn-II Jaipur	PWD	30.52	1(5)	2018-19	
47.	XEN PWD Dn Navalgarh	PWD	165.17	3(1)	2018-19	
48.	XEN PWD Dn Shriganganagar	PWD	34.37	4(3),6	2018-19	
49.	XEN PWD Dn Khetri	PWD	74.80	2,3	2018-19	
50.	XEN PWD Dn Sikar	PWD	45.05	3(4),4(2)	2018-19	
51.	XEN PWD Dn Jhujhunu	PWD	41.29	5(2),6(3),7(4)	2018-19	
52.	XEN PWD Dn Jalore	PWD	30.03	4(4),5(2)	2017-19	
53.	XEN PWD City Dn –I jaipur	PWD	6.38	2(a-1,b-1)	2018-19	
54.	XEN PWD Dn Fatehpur	PWD	37.45	2(3),5	2018-19	

S. No.	Name of division	Deptt.	Amount in Lakhs	Para no. of Part-II-B	Period of I.R.	Amount in the review for the year 2018-19 (illustrated for some cases)
1	2	3	4	5	6	7
55.	XEN PWD Dn-III Jaipur	PWD	12.02	1(7)	2018-19	
56.	XEN PWD NH-Dn,Pali	PWD	2.38	1(1),2(1)	2018-19	
57.	XEN PWD Dn Dungarpur	PWD	79.19	1(1),4(1)	2018-19	
58.	XEN PWD Dn Bhinmal	PWD	21.65	2(2),4(3)	2018-19	
59.	XEN PWD Dn Chaksu	PWD	18.09	3(4)	2018-19	
60.	XEN PWD Dn Bridge Proj. Bundi	PWD	156.31	1(2)	2018-19	
61.	XEN PWD Dn Rajakhera Dholpur	PWD	122.44	1(1),3(1)	2018-19	
62.	XEN PWD Dn Bundi	PWD	11.23	4(3)	2018-19	
63.	XEN PWD Dn Chhabra	PWD	43.48	2(2),5(1)	2018-19	
64.	XEN PWD Disstt. Dn Bassi	PWD	58.09	1(3),5(2)	2017-19	
65.	Project Director, PPP PWD Jaipur	PWD	61.75	1(1,6,8)	12/14-03/19	
<b>66.</b>	<b>Project Director, PPP PWD Kota</b>	<b>PWD</b>	<b>921.00</b>	<b>1(3,4)</b>	<b>10/17-03/19</b>	<b>-</b>
67.	XEN PHED Rural Dn Bhilwara	PHED	22.39	2(1-i), 2(2-5), 3(1), 4(1)	2/14 to 3/19	
68.	XEN PHED Div Shahapura (Bhilwara)	PHED	8.45	1(3),3(1),5(2),6(1a)	2015-19	
69.	XEN PHED Div.Alwar	PHED	0.35	3(2)	2015-19	
70.	XEN PHED City Div Bhilwara	PHED	63.64	1(3), 3(1,2), 4(1a,5), 6(6), 8	2015-19	
71.	XEN PHED Div Rajgarh (Alwar)	PHED	13.27	4(5), 5(2)	2016-19	
72.	XEN PHED Rural Div-I NCR-Alwar	PHED	10.09	2(2)	9/13 to 3/19	
73.	XEN, PHED Div-Tonk	PHED	36.78	2(1), 3(1), 5, 6(i)	2016-19	
74.	XEN PHED, Distt. Rural Div-I Bikaner	PHED	6.32	5(4), 8	2015-19	
75.	XEN PHED Rural Div-II Alwar	PHED	2.66	3(1)	9/13 to 3/19	
76.	XEN PHED Div Malpura (Tonk)	PHED	30.50	2(1), 3(1)	10/13 to 3/19	
77.	XEN PHED Distt. Rural Div II Bikaner	PHED	48.37	1(2), 4(1), 6(1)	2016-19	
78.	XEN PHED NCR Div-Bhiwadi (Alwar)	PHED	89.06	6(2)	9/13 to 3/19	

S. No.	Name of division	Deptt.	Amount in Lakhs	Para no. of Part-II-B	Period of I.R.	Amount in the review for the year 2018-19 (illustrated for some cases)
1	2	3	4	5	6	7
79.	XEN PHED PDR City Dn-I, Bikaner	PHED	15.97	2(1a)	2016-19	
80.	XEN PHED City Div II Ajmer	PHED	203.96	2(1), 3(1), 4(1), 6, 7(b), 8(a)	2016-19	
81.	XEN PHED PDR City Dn-III, Bikaner	PHED	8.26	1(1a)	2015-19	
82.	XEN Distt. Rural Div Ajmer	PHED	14.37	3(1), 6(b), 7, 8	2016-19	
83.	XEN PHED PDR City Div II Bikaner	PHED	5.85	1(2), 3(1,6), 4(a)	2015-19	
84.	XEN PHED Div Kishangarh	PHED	235.19	1(1),2(1),6	2015-19	
85.	XEN PHED City Div I Ajmer	PHED	423.47	2(1,2)	2015-19	
86.	XEN PHED Project Dn Ajmer	PHED	31.43	2(3), 3(2,3), 4(2)	2016-19	
87.	XEN PHED Distt. Rural Div Sriganganager	PHED	148.56	1(1a), 3(2), 5(a)	2016-19	
88.	XEN PHED Div Beawar	PHED	4.82	3(1), 5(a,b)	2016-19	
89.	XEN PHED City Div Sriganganager	PHED	4.35	2(2a)	2014-19	
<b>90.</b>	<b>XEN PHED Proj. Div Jawaja (Beawar)</b>	<b>PHED</b>	<b>1697.96</b>	<b>1, 2(2)</b>	<b>10/13 to 3/19</b>	<b>-</b>
91.	XEN PHED Proj. Div Kekri	PHED	5.05	2(7)	2016-19	
92.	XEN PHED Proj. Div II Bhilwara	PHED	480.07	2(2), 3(1)	F.A to 3/19	
93.	XEN PHED Div Anoopgarh	PHED	245.12	1(1), 2(1), 3(1), 4(1), 5(1), 6	2015-19	
<b>94.</b>	<b>XEN PHED Proj Div Shahapura (Bhilwara)</b>	<b>PHED</b>	<b>2161.42</b>	<b>1(3,5), 2(a,b), 3(3,5,6)</b>	<b>10/13 to 3/19</b>	<b>-</b>
95.	XEN PHED Proj. Div Raipur (Bhilwara)	PHED	616.43	3(a,b)	F.A to 3/19	
96.	XEN PHED Dn.Nagaur	PHED	205.20	1(1), 4(1), 6(1)	2016-19	
97.	XEN PHED Div Hanumangarh	PHED	288.60	2(1), 3(1), 4(1), 5(2), 7(1)	2016-19	
98.	XEN PHED Proj. Dn Gangapur (Bhilwara)	PHED	102.01	IIA-2, IIB-2	F.A to 3/19	
99.	XEN PHED Dn Suratgarh	PHED	233.90	1(1a), 3(1), 4(1),	2016-19	

S. No.	Name of division	Deptt.	Amount in Lakhs	Para no. of Part-II-B	Period of I.R.	Amount in the review for the year 2018-19 (illustrated for some cases)
1	2	3	4	5	6	7
				5(1a,1b), 6(1)		
<b>100.</b>	<b>XEN PHED Proj Dn Mandalgarh (Bhilwara)</b>	<b>PHED</b>	<b>7055.36</b>	<b>1, 4(1)</b>	<b>F.A to 3/19</b>	<b>-</b>
101.	XEN PHED Dn Mertacity (Nagaur)	PHED	22.82	2a(1), 4(2)	2016-19	
102.	XEN PHED Dn Churu	PHED	190.71	1(1a),3(2a),5(a)	2016-19	
103.	XEN PHED Dn Makrana	PHED	19.42	3(1), 4(1)	2016-19	
104.	XEN PHED Dn Sujangarh	PHED	5.76	3(4),4(4a)	2016-19	
105.	XEN PHED Dn Deedwana	PHED	48.99	2(a-1,b-1), 4(1)	2016-19	
106.	XEN PHED Proj.Dn Asind	PHED	972.14	2, 5	F.A to 3/19	
107.	XEN PHED Dn Nohar (Hanumangarh)	PHED	69.81	2(1-5)	2016-19	
<b>108.</b>	<b>XEN PHED Proj. Dn Mertacity (Nagaur)</b>	<b>PHED</b>	<b>5854.46</b>	<b>1, 3(1)</b>	<b>2016-19</b>	<b>-</b>
109.	XEN PHED PMC Dn II Jayal	PHED	1.78	1	2014-19	
110.	XEN PHED Proj. Dn Kuchaman City (Nagaur)	PHED	98.45	3	10/13-03/19	
111.	XEN PHED Dn Behrore, Alwar	PHED	10.94	5(3)	2016-19	
112.	EE, Water Resource Department, Jawai Canal Division- Sumerpur (Pali)	WRD	14.43	1(ii)	4/2018 to 3/2019	
			23.73	2(ii)		
			143.12	3(i)		
113.	EE, Water Resource Department, Division- Jodhpur	WRD	29.06	1(i)	4/2018 to 3/2019	
			4.11	4		
114.	EE, Water Resource Department, Division- Pali	WRD	85.18	1(iii)	4/2018 to 3/2019	
			14.09	2(i)		
115.	EE, Water Resource Department, NCP Division- II Sanchore	WRD	47.49	1(i)	4/2017 to 3/2018	
			25.58	2(i)		
			9	3(i)		
			9.39	4(i)		
			32.79	5(i)		
116.	EE, Water Resource Department, Jakham Dam Division- Dhariyabad	WRD	51.97	2(i)	4/2017 to 3/2018	
			6.34	1(i)		
117.	EE, Water Resource	WRD	8.48	2(ii)	4/2017 to	

S. No.	Name of division	Deptt.	Amount in Lakhs	Para no. of Part-II-B	Period of I.R.	Amount in the review for the year 2018-19 (illustrated for some cases)
1	2	3	4	5	6	7
	Department, Division-Dungarpur		2.64	3(i)	3/2018	
118.	EE, Water Resource Department, NCP Division- I Sanchore	WRD	47.5	1(i)	4/2017 to 3/2018	
			32.84	2(ii)		
			23.88	4(i)		
119.	EE, Water Resource Department, Division-Udaipur	WRD	6.15	1(ii)	4/2017 to 3/2018	
			5.15	2(iii)		
			0	2(iv)		
			4.38	2(v)		
			4.62	3(i)(v)		
120.	EE, Water Resource Department, Division-Rajsamand	WRD	13.41	3(i)	4/2017 to 3/2018	
121.	EE, Water Resource Department, NCP Division- IV Sanchore	WRD	31.9	2(i)	4/2017 to 3/2018	
			1.9	4		
<b>122.</b>	<b>EE, Water Resource Department, Division-Pratapgarh</b>	<b>WRD</b>	<b>168.06</b>	<b>1(viii)</b>	<b>4/2017 to 3/2018</b>	<b>506</b>
123.	EE, Water Resource Department, NCP Division- V Sanchore	WRD	9.66	1(iv)	4/2017 to 3/2018	
			0	2(ii)		
124.	EE, Water Resource Department, Division Anoopgarh	WRD	0	3(iv)	4/2016 to 3/2018	
125.	EE, Water Resource Department, Division Suratgarh	WRD	72.26	1(ii)	4/2017 to 3/2018	
126.	EE, RWSRP Raisinghnagar	WRD	1	2(i)	4/2017 to 3/2018	
127.	EE, Water Resource Department, Division-Rawatsar	WRD	0	6(ii)	4/2018 to 3/2019	
			0	1(vii)		
			12.18	2(i)		
128.	EE, Water Resource Department, Division Rawatsar	WRD	242	1(i)	4/2017 to 3/2018	
			5.38	2(i)		
129.	EE, Water Resource Department, Rajgarh Medium	WRD	70.02	2(v)	4/2017 to 3/2018	

S. No.	Name of division	Deptt.	Amount in Lakhs	Para no. of Part-II-B	Period of I.R.	Amount in the review for the year 2018-19 (illustrated for some cases)
1	2	3	4	5	6	7
	Irrigation Project Division- Bhawani Mandi Jhalawar	WRD	23.35	3(i)	4/2017 to 3/2018	
130.	EE, Water Resource Department, Parwan Project Division- I, Jhalawar	WRD	96.11	1(vi)	4/2013 to 3/2018	
131.	EE, Water Resource Department, NCP Division- III Sanchore	WRD	35.06	1(i)	4/2017 to 3/2018	
			35.44	2(i)		
			16.05	3(i)		
			2.74	4(i)		
			27.3	5(i)		
132.	EE, Water Resource Department, Division- Kota	WRD	212	2(ii)	4/2017 to 3/2018	
133.	EE, Water Resource Department, Division- Jalore	WRD	36.75	2(i)	4/2017 to 3/2018	
			52.08	3(ii)		
134.	EE, Water Resource Department, Division- Jhalawar	WRD	13.68	3(iv)	4/2017 to 3/2018	
135.	EE, Water Resource Department, Division-II, Chhabra	WRD	123.6	1(i)	4/2017 to 3/2018	
136.	EE, Water Resource Department, Division- Sirohi	WRD	12.05	4(ii)	4/2017 to 3/2018	
137.	EE, Water Resource Department, Division- I, Baran	WRD	22.57	2(ii)	4/2017 to 3/2018	
138.	EE, Water Resource Department, Division- Bundi	WRD	14.86	1(i)	4/2016 to 3/2018	
139.	EE, Water Resource Department, Jawai Canal Division- Sumerpur (Pali)	WRD	35.29	4(i)	4/2017 to 3/2018	
140.	EE, Water Resource Department, Division- III, Baran	WRD	5.9	1(ii)	4/2017 to 3/2018	
141.	EE, Water Resource Department, Division- Aklera Jhalawar	WRD	146.95	1(i)	4/2017 to 3/2018	
142.	EE, Khamera Nahar Dn. Mahi Project Banswara	WRD	182	1(i)	4/2017 to 3/2018	



S. No.	Name of division	Deptt.	Amount in Lakhs	Para no. of Part-II-B	Period of I.R.	Amount in the review for the year 2018-19 (illustrated for some cases)
1	2	3	4	5	6	7
143.	EE, Supply Dn. LMC Mahi Project Banswara	WRD	1	2	4/2017 to 3/2018	
			2.29	3(8)(ii)		
144.	XEN, Water Resource Department, Division- II Bhilwara	WRD	3.8	1(i)	4/2018 to 3/2019	
			11.88	2		
			2.34	3(ii)		
			0.18	4(i)		
145.	<b>XEN, Water Resource Department, Division-Salumber Udaipur</b>	WRD	<b>183.87</b>	<b>1(vii)</b>	<b>4/2018 to 3/2019</b>	<b>-</b>
			97.04	2(iv)		
146.	<b>EE, Water Resource Department, Chawadi Project Division- Jhalawar</b>	<b>WRD</b>	<b>652.72</b>	<b>3(i)</b>	<b>4/2017 to 3/2018</b>	<b>652.72</b>
147.	XEN, Water Resource Department, Division- tonk	WRD	2.32	4(i)	4/2018 to 3/2019	
148.	EE, Water Resource Department, Division-I Hanumangarh	WRD	0	1(iii)	4/2018 to 3/2019	
149.	XEN, Water Resource Department, Division- Chittorgarh	WRD	0	3(ii)	4/2018 to 3/2019	
150.	EE, Water Resource Department, Division- Karauli	WRD	34.6	2(i)-II A	4/2017 to 3/2018	
			33.05	1(iv)		
			8.02	2(i)		
151.	EE, Dam Dn.I Mahi Project Banswara	WRD	9.77	2(i)	4/2017 to 3/2018	
152.	EE, Water Resource Department, Division- Alwar	WRD	0.91	1(i)	4/2016 to 3/2018	
153.	EE, Water Resource Department, Division-II Dholpur	WRD	11.9	1(i)	4/2017 to 3/2018	
			27.86	2(i)		
			12.12	3(i)		
154.	<b>EE, Water Resource Department, Division-I Dholpur</b>	WRD	<b>189.78</b>	<b>1(iv)</b>	<b>4/2017 to 3/2018</b>	<b>189.78</b>
			4.11	6(i)		
155.	Ex. En. TMC, IGNP, mohangarh	IGNP	1.28	2	04/2016 to	

S. No.	Name of division	Deptt.	Amount in Lakhs	Para no. of Part-II-B	Period of I.R.	Amount in the review for the year 2018-19 (illustrated for some cases)
1	2	3	4	5	6	7
					03/2018	
156.	EE IGNP 20 <sup>th</sup> Division, Bikaner	IGNP	1089.00	1(i)	04/2018 to 03/2019	
			1000.00	21(i)	04/2018 to 03/2019	
157.	EE IGNP Kolayat lift Division, Bikaner	IGNP	1622.60	1(i)	04/2018 to 03/2019	1479
158.	EE IGNP Serve & Investigation lift Division, Rawatsar	IGNP	1439.73	1(ii)	04/2011 to 03/2019	-
159.	EE Command Area Development, CAD 7 <sup>th</sup> Division Shriganganagar	CAD	6.54	2	04/2018 to 03/2019	
160.	EE Command Area Development, OFD-III Division Suratgarh (Shriganganagar)	CAD	0.75	1(2)	04/2018 to 03/2019	
			3.44	2(I d)	04/2018 to 03/2019	
			2.40	3(i)	04/2018 to 03/2019	

### ABSTRACT

Name of Deptt.	No. of Units	Amount (in lakhs)
PWD	66	7732.75
PHED	45	21814.51
WRD	43	3643.03
IGNP	04	5152.61
CAD	02	13.13
<b>Total</b>	<b>160</b>	<b>38356.03</b>

## Appendix-X

### Statement showing cases of unauthorized/avoidable/irregular/overpayment/wasteful/ unfruitful expenditure/blocking of funds

S. No.	Name of division	Deptt .	Amount in Lakhs	Para no. of Part-II-B	Period of I.R.	Amount in the review for the year 2018-19 (illustrated for some cases)
1	2	3	4	5	6	7
1.	XEN PWD NH Dn. Banswara	PWD	29.48	2(1,2,3)	2018-19	
2.	XEN PWD Dn Kekdi, Ajmer	PWD	70.21	1(2,9), 4, 5(7)	2018-19	
<b>3.</b>	<b>XEN PWD Dn Deedwana, Nagaur</b>	<b>PWD</b>	<b>2758.53</b>	<b>IIA-1,2(क, ख), IIB-2(1,2), 3(5,6),4(1)</b>	<b>2018-19</b>	<b>54.02</b>
4.	XEN PWD Dn Degana, Nagaur	PWD	143.19	1(4),2(1,3,7)	2018-19	
5.	XEN PWD Dn Parbatsar, Nagaur	PWD	1502.01	IIA-1(1,6), IIB-2(1,3)	2018-19	
6.	XEN PWD Dn Pratapgarh-II Arnod	PWD	13.76	2(2),4	2018-19	
7.	XEN PWD Dn –II Jodhpur	PWD	355.52	IIA-1(4),2(1), IIB-1(5,8), 2(4,5), 3(3),4(4,5,6),5,6	2018-19	
8.	XEN PWD Dn-I-Sawaimadhopur	PWD	130.88	1(ii), 2(vi), 4(1),6	2018-19	
9.	XEN PWD Dn Hindaun,city	PWD	136.84	1(iv), 3(1),4(v)	2018-19	
10.	XEN PWD Dn-I Bharatpur	PWD	135.78	1(8), 3(5,6)	2018-19	
11.	XEN PWD Electric Dn-I Jaipur	PWD	26.32	2(2,5)	2018-19	
12.	XEN PWD Dn Beawar, Ajmer	PWD	701.20	1, 2(3)	2018-19	
13.	XEN PWD Dn- Pali	PWD	32.45	2	2017-19	
14.	XEN PWD Dn Khetri	PWD	102.12	IIA-1, IIB-1(1),4(1),8	2018-19	
15.	XEN PWD Dn-I Barmer	PWD	857.94	1(2-6), 2(1-3),3(2)	2018-19	
16.	XEN PWD Dn-I Alwar	PWD	352.01	IIA-1,2 II-B-4(ii), 5(ii,iv), 8	2018-19	
17.	XEN PWD Dn-Shahpura Jaipur	PWD	610.11	1(2,4,6),2(1,4)	2018-19	
18.	XEN PWD Dn Kuchaman City	PWD	113.90	1(1,2,3), 2(5,6),3, 4(3)	2018-19	

S. No.	Name of division	Deptt .	Amount in Lakhs	Para no. of Part-II-B	Period of I.R.	Amount in the review for the year 2018-19 (illustrated for some cases)
1	2	3	4	5	6	7
19.	XEN PWD Sikandara Dausa	PWD	1861.26	IIA-1(i,ii,iii)	2018-19	
20.	XEN PWD Dn-Fulera	PWD	181.99	1(1), 2(iv), 5(क, ख)	2018-19	
21.	XEN PWD Dn Dausa	PWD	7.49	1(iv),3(i,iv),4(ii), 5,6	2018-19	
22.	XEN PWD Dn Abu Road	PWD	167.91	1(1,2), 2(4,6), 4(4)	2018-19	
23.	XEN PWD Dn Falodi	PWD	137.32	IIA-1, IIB-1(3), 2(5,6), 6(2)	2018-19	
24.	XEN PWD Dn Sojat City	PWD	849.28	1(1),4,7	2017-19	
25.	XEN PWD Distt. Dn Etawa Kota	PWD	104.58	1(1,2,7),2(2,3,4), 3(2,4,5,6)	2018-19	
26.	XEN PWD Dn Anoopgarh	PWD	38.57	1(6,7),2(2,3)	2018-19	
27.	XEN PWD Dn Nimbahera	PWD	173.72	4(i), 5(ii)	2018-19	
28.	XEN PWD Dn. Ratangarh, Churu	PWD	138.74	1(2-7),2(1-4,6), 3(1,2,4), 4	2018-19	
29.	XEN PWD Dn Nohar	PWD	22.03	1(1,2,3)	2018-19	
30.	XEN PWD Dn Mangrol	PWD	268.66	IIA-1, IIB- 1(3),2(1,2), 3(1,2)	2016-19	
31.	XEN PWD Electric Dn Banswara	PWD	68.85	2(5,6),4(1,2),5,6	2018-19	
32.	XEN PWD Dn Khanpur, Jhalawar	PWD	265.27	1(4,5,7)	2018-19	
33.	XEN PWD Dn Sardarsaheer	PWD	701.11	1(2,5),2(3),3(2,4, 5), 4(1)	2018-19	
34.	XEN PWD Dn-III Pratapgarh	PWD	46.92	1(1,2), 2(2),3(2)	2018-19	
35.	XEN PWD Dn Nimbahera	PWD	512.50	1(iii,iv), 2(i,iv,viii), 3(i)	2018-19	
36.	XEN PWD Dn Rajsamand	PWD	314.22	1(2,4,5,7), 2(4),3(2,3,5)	2018-19	
<b>37.</b>	<b>XEN PWD NCRPB Dn Alwar</b>	<b>PWD</b>	<b>7854.45</b>	<b>IIA-1, IIB-2(7,8,11), 3(3)</b>	<b>2017-19</b>	<b>-</b>
38.	XEN PWD Dn Begun	PWD	546.58	1(1,2),2(3,6),3(1), 4(5)	2018-19	
39.	XEN PWD Dn Simalwara	PWD	19.46	3(3,4)	2018-19	
40.	XEN PWD Dn Lakheri, Bundi	PWD	654.86	IIA-1,2, IIB-2(8), 4(5,6)	2014-19	

S. No.	Name of division	Deptt .	Amount in Lakhs	Para no. of Part-II-B	Period of I.R.	Amount in the review for the year 2018-19 (illustrated for some cases)
1	2	3	4	5	6	7
41.	XEN PWD Dn-I Banswara	PWD	286.85	1(8),2(3,5),3(6),4(6)	2018-19	
42.	XEN PWD Dn Chittorgarh	PWD	922.52	IIA-1, IIB-1(ii),2(i,ii),3(2),4(iii),7	2018-19	
43.	XEN PWD Dn-II sawaimadhopur	PWD	500.82	IIA-2, IIB-1(ii,vi),2(i,iii),4(v,vi),6	2018-19	
44.	XEN PWD Dn-Balotara	PWD	165.38	IIA-1, IIB-1(1,3,4,8)	2018-19	
45.	XEN PWD Dn Dhariyabad	PWD	15.42	1(8),3	2018-19	
46.	XEN PWD Dn Ballabhnagar	PWD	521.75	IIA-1, IIB-1(3,7),3(1,2)	2018-19	
47.	XEN PWD Dn Chaksu	PWD	74.29	1(2,5),2(4),4(4),5(1,2)	2018-19	
<b>48.</b>	<b>XEN PWD Dn Suratgarh</b>	<b>PWD</b>	<b>20020.91</b>	<b>IIA-1,2,3,4, IIB-1(1,2,3,5), 2(1,2)</b>	<b>2018-19</b>	<b>335.54</b>
49.	XEN PWD Dn Tonk	PWD	806.27	1(1,2),2(a-1),3(c-4),4	2018-19	
50.	XEN PWD Dn Bridge Proj. Bundi	PWD	916.54	1(3,6,12),2,3,4,5	2018-19	
51.	XEN PWD Dn Rajgarh Alwar	PWD	6.48	6	2018-19	
52.	XEN PWD Dn-Rajakhera Dholpur	PWD	3.76	1(6),2(5),3(3)	2018-19	
53.	XEN PWD City Dn-II Jaipur	PWD	219.33	1(1,2,8),2(2,4),3(1,3,4),4	2018-19	
54.	XEN PWD Dn Navalgarh	PWD	150.48	1(2,5),2(4,5,6),3(2),4(5),5(2)	2018-19	
55.	XEN PWD Dn Sapotara	PWD	582.42	1(iv,ix,xii),2(ii),3(2,4),4(3,4),5(4)	2018-19	
56.	XEN PWD Dn Sikar	PWD	731.44	1(1,2,3,4,7),2(1,2,3,4),3(3,5),4(1,4)	2018-19	
57.	XEN PWD Dn Jhujhunu	PWD	368.98	IIA-1, IIB-2(2,3),3(3,4),4(1,2,4,5),5(1,3),8(3)	2018-19	
58.	XEN PWD Dn Dungarpur	PWD	488.28	1(2-8),2(1-4),3(1-3),4(2,3)	2018-19	
59.	XEN PWD Dn Bundi	PWD	409.88	IIA-1,	2018-19	

S. No.	Name of division	Deptt .	Amount in Lakhs	Para no. of Part-II-B	Period of I.R.	Amount in the review for the year 2018-19 (illustrated for some cases)
1	2	3	4	5	6	7
				IIB-1(1,5), 2(2),3(3),4(1,2)		
60.	XEN PWD City Dn –I jaipur	PWD	75.13	1(3,4,5)	2018-19	
61.	XEN PWD Dn Fatehpur	PWD	161.07	1(2,8), 2(4,6), 3(2)	2018-19	
62.	XEN PWD Dn-III Jaipur	PWD	7.67	1(4),2(1),5,6	2018-19	
63.	XEN PWD NH-Dn,Pali	PWD	1.79	4	2018-19	
64.	XEN PWD Distt. Dn Bassi	PWD	854.89	2(3),3(1),5(1), 7,8,9,10, 11(4,5)	2017-19	
65.	XEN PWD City Dn Udaipur	PWD	40.98	IIA-1, IIB-1(7,8), 5	2017-19	
66.	XEN PWD Dn Kushalgarh	PWD	128.56	1(2,10),2(2,5),3( 1), 5	2017-19	
67.	XEN PWD Dn Sagwara	PWD	60.25	1(12),3(4), 5(2)	2017-19	
68.	XEN PWD Dn Nagaur	PWD	972.79	1(1,2,3,5,6,7,9), 2(1,2,3,4,6,7,8), 3(1,2)	2017-19	
69.	XEN PWD City Dn Ajmer	PWD	156.68	1(4),2(2),3(4)	2018-19	
70.	XEN PWD Distt. Dn Ajmer	PWD	380.12	IIA-1, IIB-2(10),3(12), 8	2018-19	
71.	XEN PWD Dn Bali	PWD	308.95	2(4,6), 3(5),4(6,7,8)	2018-19	
72.	XEN PWD Dn Neemkathana	PWD	149.61	2(2),3(1,3),4(1,2) , 5	2018-19	
73.	XEN PWD Distt. Dn-I Jodhpur	PWD	921.36	1(2,4,5,7),2(1,2), 3(1,3,5,6,7),4(1,2 ,4)	2018-19	
74.	XEN PWD Dn Kotputli	PWD	697.17	1(i,iii,iv), 2	2018-19	
75.	XEN PWD Dn Aklera	PWD	2089.14	1(3),6(1)	2018-19	
76.	XEN PWD NH Dn Jhalawar	PWD	207.59	1(1,2)	2016-19	
77.	XEN PWD Distt. Dn Kota	PWD	249.05	1(2,4,5),2(2,4,6), 3(1,2),4(1)	2018-19	
78.	XEN PWD Dn Shahbad	PWD	0.20	4	2018-19	
<b>79.</b>	<b>XEN PWD Dn Jhalawar</b>	<b>PWD</b>	<b>5217.92</b>	<b>1(4,7),5</b>	<b>2018-19</b>	<b>-</b>
80.	XEN PWD Dn Nenwa	PWD	385.76	1(1),2(6),3(2,6), 4(4,5,6),5(7)	2016-19	
81.	XEN PWD Dn Baran	PWD	178.93	2(1,3,4,5,6,7), 3(2,3,4), 4(1,4)	2018-19	

S. No.	Name of division	Deptt .	Amount in Lakhs	Para no. of Part-II-B	Period of I.R.	Amount in the review for the year 2018-19 (illustrated for some cases)
1	2	3	4	5	6	7
82.	XEN PWD Dn Balotara	PWD	13.36	1(3,4)	2018-19	
83.	XEN PWD Dn Shringganagar	PWD	435.58	1(3,7),2(4),3(3,8), 4(2),5(2)	2018-19	
84.	XEN PWD Dn Hanumangarh	PWD	146.41	1(1,3,4,5), 2(2), 3(1,2,3)	2018-19	
85.	XEN PWD Dn Jalore	PWD	131.80	1(6,7),2(1,5,6,7), 3(1),4(6,7),5(4),6	2017-19	
86.	XEN PWD Dn Kotara	PWD	104.31	1(1,2,3,4,6), 2(7), 3(1-6), 5	2014-19	
87.	XEN PWD City Dn Bikaner	PWD	155.82	1(1,4,5,8,9,10,12,13), 2(1)	2018-19	
88.	XEN PWD Dn Mandalgarh	PWD	441.47	1(2,7,9,11,12), 2(2,5,6), 3(1),6	2018-19	
89.	XEN PWD Dn Bhinmal	PWD	978.69	1(7,8), 2(4,5),3(3), 4(2)	2018-19	
90.	XEN PWD Dn Chhabra	PWD	722.21	IIA-1,2(1,2), IIB-1(1,3,7,8,9,10), 2(1,3), 3(3,4), 5(2),6	2018-19	
91.	Project Director, PPP PWD Jaipur	PWD	874.07	1(7), 2, 3	12/14-03/19	
92.	Project Director, PPP PWD Sikar	PWD	2078.42	IIA-1(2) IIB-1(1,2), 2(1,3)	10/17-03/19	
93.	Project Director, PPP PWD Kota	PWD	400.74	1(1,2)	10/17-03/19	
94.	XEN PHED Rural Dn Bhilwara	PHED	47.21	1,2(3),3(6),8	2/14 to 3/19	
95.	XEN PHED Div Shahapura (Bhilwara)	PHED	64.55	1(5,8), 3(7), 4(3), 6(3), 7(1)	2015-19	
96.	XEN PHED Div. Alwar	PHED	29.09	1, 2(2)	2015-19	
97.	XEN PHED City Div Bhilwara	PHED	1900.68	IIA-1, IIB- 2(1,3), 3(3), 4(3), 5(1), 6(1), 7(1,2)	2015-19	
98.	XEN PHED Div Rajgarh (Alwar)	PHED	84.92	1,2,6,7,8. 10	2016-19	
99.	XEN PHED Rural Div-I NCR-Alwar	PHED	58.19	5,6	9/13 to 3/19	
100.	XEN PHED Div-Tonk	PHED	566.56	1(1)	2016-19	
101.	XEN PHED, Distt. Rural Div-I Bikaner	PHED	17.76	1(1,2,3), 4(a-1,2), 4(b-1,3)	2015-19	
102.	XEN PHED Rural Div-II Alwar	PHED	105.98	1(4), 2(4,5), 3(1,2,4), 4(3),	9/13 to 3/19	

S. No.	Name of division	Deptt .	Amount in Lakhs	Para no. of Part-II-B	Period of I.R.	Amount in the review for the year 2018-19 (illustrated for some cases)
1	2	3	4	5	6	7
				5(4), 8, 9		
103.	XEN PHED Div Malpura (Tonk)	PHED	31.67	2(5), 5, 6	10/13 to 3/19	
104.	XEN PHED Distt. Rural Div II Bikaner	PHED	16.14	8	2016-19	
105.	XEN PHED NCR Div- Bhiwadi (Alwar)	PHED	90.81	1, 4, 5(1,3), 9, 10	9/13 to 3/19	
106.	XEN PHED City Div II Ajmer	PHED	0.22	2(2), 7(c)	2016-19	
107.	XEN PHED PDR City Dn-III, Bikaner	PHED	724.34	1(2,4), 2(1,2,3), 4(1,2,3,4,6,8), 5(1,8), 6, 7	2015-19	
108.	XEN Distt. Rural Div Ajmer	PHED	13.81	1(3), 4(1), 5, 6(a)	2016-19	
109.	XEN PHED Div Kishangarh	PHED	14.96	3(3),5(a,b)	2015-19	
110.	XEN PHED City Div I Ajmer	PHED	153.79	1, 3, 4(2), 5(4)	2015-19	
<b>111.</b>	<b>XEN PHED Project Dn Ajmer</b>	<b>PHE D</b>	<b>2496.31</b>	<b>1(1,3), 2(1), 3(1), 4(1)</b>	<b>2016-19</b>	<b>-</b>
112.	XEN PHED Distt. Rural Div Sriganganager	PHED	318.24	IIA-1, IIB-3(1,5)	2016-19	
113.	XEN PHED Div Beawar	PHED	212.07	1(4),2(3),4(3), 5(c),6(2),7(a), 8	2016-19	
114.	XEN PHED City Div Sriganganager	PHED	11.30	1(3)	2014-19	
115.	XEN PHED Proj. Div Kekri	PHED	28.58	5	2016-19	
116.	XEN PHED Proj. Div II Bhilwara	PHED	685.44	2(1), 3(2)	F.A to 3/19	
117.	XEN PHED Div Anoopgarh	PHED	9.24	3(2,3)	2015-19	
118.	XEN PHED Proj Div Shahapura (Bhilwara)	PHED	1909.16	1(2), 3(2)	10/13 to 3/19	
119.	XEN PHED Proj. Div Raipur (Bhilwara)	PHED	2169.84	IIA-1, IIB-1, 2	F.A to 3/19	
120.	XEN PHED Dn. Nagaur	PHED	708.97	1(2), 2, 3(1,2), 5(4,5), 6(2), 9	2016-19	
121.	XEN PHED Div Hanumangarh	PHED	114.45	5(1),6(2),8	2016-19	
122.	XEN PHED Proj. Dn Gangapur (Bhilwara)	PHED	352.15	IIA-1, IIB-1, 5	F.A to 3/19	
123.	XEN PHED Dn Suratgarh	PHED	3.12	5(3), 6(3,5,7)	2016-19	
<b>124.</b>	<b>XEN PHED Proj. Dn Mandalgarh (Bhilwara)</b>	<b>PHE D</b>	<b>37540.00</b>	<b>3</b>	<b>F.A to 3/19</b>	<b>-</b>
125.	XEN PHED Dn Mertacity (Nagaur)	PHED	248.16	1,2(b-2,4), 3(a,b), 5, 6	2016-19	
126.	XEN PHED Dn Churu	PHED	12.17	5	2016-19	
<b>127.</b>	<b>XEN PHED Proj. Dn Nagaur</b>	<b>PHE D</b>	<b>2545.36</b>	<b>IIA-1, IIB-1(1,2,3), 2(1)</b>	<b>2016-19</b>	<b>-</b>



S. No.	Name of division	Deptt .	Amount in Lakhs	Para no. of Part-II-B	Period of I.R.	Amount in the review for the year 2018-19 (illustrated for some cases)
1	2	3	4	5	6	7
128.	XEN PHED Proj. Dn Rawatbhata	PHED	14.76	IIA-1, IIB-2, 4	F.A to 3/19	
129.	XEN PHED Dn Makrana	PHED	320.78	IIA-1, IIB-1, 5, 6	2016-19	
130.	XEN PHED Dn Sujangarh	PHED	232.67	1(4,5), 2(2) 2a(3), 3(1), 4(1), 5(2), 6(1)	2016-19	
131.	XEN PHED Dn Deedwana	PHED	197.57	1(a,b-1,2,3), 2(b-3), 3(1), 4(3)	2016-19	
132.	XEN PHED Proj.Dn Asind	PHED	49.12	IIA-1, IIB-1, 3, 4	F.A to 3/19	
133.	XEN PHED Dn Nohar (Hanumangarh)	PHED	3.04	4	2016-19	
134.	XEN PHED Dn Ratangarh (Churu)	PHED	5.80	2(1,2,3), 6(1)	2016-19	
135.	XEN PHED PMC Dn-I Jayal (Nagaur)	PHED	689.78	IIA-1, IIB-2, 3, 4, 5	10/13 to 3/19	
<b>136.</b>	<b>XEN PHED Proj. Dn Gulabpura (Bhilwara)</b>	<b>PHED</b>	<b>24410.09</b>	<b>1,3,7(b)</b>	<b>2015-19</b>	<b>-</b>
137.	XEN PHED Proj. Dn Mertacity (Nagaur)	PHED	239.18	2	2016-19	
138.	XEN PHED PMC Dn Deedwana (Nagaur)	PHED	924.55	1(1,2)	2014-19	
139.	XEN PHED PMC Dn II Jayal	PHED	3.77	3	2014-19	
140.	XEN PHED Proj. Dn Kuchaman City (Nagaur)	PHED	1038.18	1(1)	10/13-03/19	
141.	XEN PHED Dn Behrore, Alwar	PHED	18.41	2(3,4,5), 4(3), 6, 7(4)	2016-19	
142.	EE, Water Resource Department, Jawai Canal Division- Sumerpur (Pali)	WRD	48.02	1(i)	4/2018 to 3/2019	
			115.36	2(i)		
143.	EE, Water Resource Department, Division- Pali	WRD	129.03	1(vii)	4/2018 to 3/2019	
144.	EE, Water Resource Department, Division- Dungarpur	WRD	22.41	1(iv)	4/2017 to 3/2018	
			6.48	2(iv)		
145.	EE, Water Resource Department, Division- Banswara	WRD	0.2	4	4/2017 to 3/2018	
146.	EE, Water Resource Department, NCP Division- I Sanchore	WRD	0.65	7(i)	4/2017 to 3/2018	
147.	EE, Water Resource Department, Division- Udaipur	WRD	2.7	4(v)	4/2017 to 3/2018	
			2.17	4(c)		

S. No.	Name of division	Deptt .	Amount in Lakhs	Para no. of Part-II-B	Period of I.R.	Amount in the review for the year 2018-19 (illustrated for some cases)
1	2	3	4	5	6	7
148.	EE, Water Resource Department, NCP Division- IV Sanchore	WRD	9.67	1(ii)	4/2017 to 3/2018	
			7.4	2(ii)		
149.	EE, Water Resource Department, Division- Pratapgarh	WRD	50.8	1(ii)	4/2017 to 3/2018	
150.	EE, Water Resource Department, NCP Division- V Sanchore	WRD	0	1(viii)	4/2017 to 3/2018	
			12.9	2(i)		
			0.36	2(vi)		
			0	2(vii)		
			0	3(i)		
			34.63	3(ii)		
			0	3(v)		
			5.18	3(vi)		
151.	EE, Water Resource Department, Division Suratgarh	WRD	43.29	3	4/2017 to 3/2018	
152.	EE, Water Resource Department, Rego. Division Sriganganagar	WRD	781	2	4/2017 to 3/2018	
153.	EE, Water Resource Department, Division-II Hanumangarh	WRD	0	7	4/2018 to 3/2019	
154.	EE, Water Resource Department, Division- Nohar	WRD	2.86	3	4/2018 to 3/2019	
			0	4		
<b>155.</b>	<b>EE, Water Resource Department, Regulation Div. Hanumangarh</b>	<b>WRD</b>	<b>4771.14</b>	<b>2</b>	<b>4/2018 to 3/2019</b>	<b>15.69</b>
156.	EE, Water Resource Department, Division Rawatsar	WRD	43.88	3(iii)	4/2017 to 3/2018	
			226.58	4(c)		
157.	EE, Water Resource Department, Parwan Project Division- I, Jhalawar	WRD	4.6	1(ii)	4/2013 to 3/2018	
158.	EE, Water Resource Department, Division- Kota	WRD	0	2(xi)	4/2017 to 3/2018	
159.	EE, Water Resource Department, Division- Jodhpur	WRD	3.52	4	4/2017 to 3/2018	

S. No.	Name of division	Deptt .	Amount in Lakhs	Para no. of Part-II-B	Period of I.R.	Amount in the review for the year 2018-19 (illustrated for some cases)
1	2	3	4	5	6	7
160.	EE, Water Resource Department, Division-Jalore	WRD	0	1(iii)	4/2017 to 3/2018	
			19.69	2(viii)		
161.	EE, Water Resource Department, Division-Jhalawar	WRD	0	3(ii)	4/2017 to 3/2018	
			60.13	5		
162.	EE, Water Resource Department, Division-II, Chhabra	WRD	0.21	6(i)	4/2017 to 3/2018	
163.	EE, Water Resource Department, Division-Sirohi	WRD	42.23	1(viii)	4/2017 to 3/2018	
164.	EE, Water Resource Department, Division- I, Baran	WRD	74.91	3(vii)	4/2017 to 3/2018	
165.	EE, Water Resource Department, Division- III, Baran	WRD	6.73	1(vi)	4/2017 to 3/2018	
			0	1(vii)		
166.	<b>EE, Dam Dn.I Mahi Project Banswara</b>	<b>WRD</b>	<b>1551.17</b>	<b>1(iii)</b>	<b>4/2018 to 3/2019</b>	<b>215</b>
167.	XEN, Water Resource Department, Division-Alwar	WRD	2.81	3(vii)	4/2018 to 3/2019	
168.	XEN, Water Resource Department, Division-Chittorgarh	WRD	0.76	2(vii)	4/2018 to 3/2019	
169.	XEN, Water Resource Department, Division-Salumber Udaipur	WRD	4.2	1(iv)	4/2018 to 3/2019	
			1.98	2(ii)		
			3.94	2(iii)		
			0	4(i)		
			0.95	4(ii)		
170.	<b>EE, Water Resource Department, Chawadi Project Division-Jhalawar</b>	<b>WRD</b>	<b>2819.81</b>	<b>3(ii)</b>	<b>4/2017 to 3/2018</b>	<b>2.52</b>
171.	<b>EE, Water Resource Department, Division-Karauli</b>	<b>WRD</b>	<b>398.83</b>	<b>1(i)-IIA</b>	<b>4/2017 to 3/2018</b>	<b>398.83</b>
			1,55	2(iii) -II A		
			235.86	1(i)		
172.	EE, Dam Dn.I Mahi Project Banswara	WRD	215	1(i)	4/2017 to 3/2018	
173.	<b>EE IGNP Serve &amp;</b>	<b>IGNP</b>	<b>5038.55</b>	<b>1(i)</b>	<b>04/2011 to</b>	

S. No.	Name of division	Deptt .	Amount in Lakhs	Para no. of Part-II-B	Period of I.R.	Amount in the review for the year 2018-19 (illustrated for some cases)
1	2	3	4	5	6	7
	<b>Investigation lift Division, Rawatsar</b>				<b>03/2019</b>	
		IGNP	1761.30	2	04/2011 to 03/2019	
174.	EE Command Area Development, CAD 7 <sup>th</sup> Division Shriganganagar	CAD	0.42	1(1)	04/2018 to 03/2019	
175.	EE Command Area Development, OFD-III Division Suratgarh (Shriganganagar)	CAD	73.05	1(1)	04/2018 to 03/2019	
			23.34	2(ii)	04/2018 to 03/2019	
			41.45	3(ii)	04/2018 to 03/2019	

**ABSTRACT**

Name of Deptt.	No. of Units	Amount (in lakhs)
PWD	93	69928.31
PHED	48	81432.94
WRD	31	11764.04
IGNP	01	6799.85
CAD	02	138.26
<b>Total</b>	<b>175</b>	<b>170063.40</b>

### Appendix-X(iii)

**Statement showing cases of work order being issued without site clearance, lack of provision of O&M and irregularities in O&M.**

S.No.	Name of division	Deptt.	Outstanding amount (in Lakh)	Para no. of Part-II-B	Period of I.R.
1	2	3	4	5	6
1.	EE, Water Resource Department, Division- Udaipur	WRD	542	1(iii)	4/2017 to 3/2018
2.	EE, Water Resource Department, Division- Pratapgarh	WRD	0	1(vi)	4/2017 to 3/2018
			0	2(i)	
3.	EE, Water Resource Department, Division- Rawatsar	WRD	0	4(v)	4/2018 to 3/2019
4.	EE, Water Resource Department, Regulation Div. Hanumangarh	WRD	1.69	1(i)	4/2018 to 3/2019
5.	EE, Water Resource Department, Parwan Project Division- I, Jhalawar	WRD	0	1(v)	4/2013 to 3/2018
6.	EE, Water Resource Department, Division- Kota	WRD	0	2(xv)	4/2017 to 3/2018
7.	EE, Water Resource Department, Division- Jodhpur	WRD	0	1(ii)	4/2017 to 3/2018
			0	3(iii)	
8.	EE, Water Resource Department, Division- Jalore	WRD	0	1(ii)	4/2017 to 3/2018
			0	3(ii)	
9.	EE, Water Resource Department, Division- Jhalawar	WRD	0	4(iii)	4/2017 to 3/2018
10.	EE, Water Resource Department, Division- I, Baran	WRD	0	2(vii)	4/2017 to 3/2018
			824.01	3(i)	
11.	EE, Water Resource Department, Division- Bundi	WRD	0	1(vi)	4/2016 to 3/2018
			0	3(ii)	
12.	XEN, Water Resource Department, Division- Chittorgarh	WRD	0	3(iii)	4/2018 to 3/2019
			0	3(v)	
13.	EE IGNP 20 <sup>th</sup> Division, Bikaner	IGNP	0.00	1(ii)	04/2018 to 03/2019
			1320.00	2(iii)	04/2018 to 03/2019

**ABSTRACT**

<b>Name of Deptt.</b>	<b>No. of Units</b>	<b>Amount (in lakhs)</b>
PWD	-	-
PHED	-	-
WRD	12	1367.70
IGNP	01	1320.00
CAD	-	-
<b>Total</b>	<b>13</b>	<b>2687.70</b>

### Appendix-X(iv)

Statement showing cases of benefit of the scheme not being provided and seepage of water

S.No.	Name of division	Deptt.	Outstanding amount (in Lakh)	Para no. of Part-II-B	Period of I.R.
1	2	3	4	5	6
1	EE, Water Resource Department, NCP Division-IV Sanchore	WRD	0	5	4/2017 to 3/2018
2	EE, Water Resource Department, Division-Jhalawar	WRD	0	3(i)	4/2017 to 3/2018
			0		

### ABSTRACT

Name of Deptt.	No. of Units	Amount (in lakhs)
PWD	-	-
PHED	-	-
WRD	02	-
IGNP	-	-
CAD	-	-
<b>Total</b>	<b>02</b>	<b>-</b>

## Appendix-X(v)

### List of excess/less expenditure against the budget allotment and diversion of budget

S.No.	Name of division	Deptt.	Outstanding amount (in Lakh)	Para no. of Part-II-B	Period of I.R.
1	2	3	4	5	6
1	EE, Water Resource Department, Jawai Canal Division- Sumerpur (Pali)	WRD	2.83	3(iv)	4/2017 to 3/2018
			0.95	5(ii)	

### ABSTRACT

Name of Deptt.	No. of Units	Amount (in lakhs)
PWD	-	-
PHED	-	-
WRD	01	3.78
IGNP	-	-
CAD	-	-
<b>Total</b>	<b>01</b>	<b>3.78</b>



**Appendix-X(vi)**

**Statement showing cases of overpayment to contractor**

<b>S.No.</b>	<b>Name of division</b>	<b>Deptt.</b>	<b>Outstanding amount (in Lakh)</b>	<b>Para no. of Part-II-B</b>	<b>Period of I.R.</b>
<b>1</b>	<b>2</b>	<b>3</b>	<b>4</b>	<b>5</b>	<b>6</b>
1.	EE, Water Resource Department, Division- Jodhpur	WRD	25.73	1(ii)	4/2018 to 3/2019
2.	EE, Water Resource Department, Division- Udaipur	WRD	0.46	2(ii)	4/2017 to 3/2018
3.	EE, Water Resource Department, Division- Rajsamand	WRD	0	2(v)	4/2017 to 3/2018
4.	EE, Water Resource Department, Division- Pratapgarh	WRD	28.7	2(i)	4/2017 to 3/2018
5.	EE, Water Resource Department, Division Suratgarh	WRD	165.08	1(iii)	4/2017 to 3/2018
6.	EE, Water Resource Department, Rajgarh Medium Irrigation Project Division- Bhawani Mandi Jhalawar	WRD	23.61	2(i)	4/2017 to 3/2018
7.	EE, Water Resource Department, Parwan Project Division- I, Jhalawar	WRD	4.64	1(x)	4/2013 to 3/2018
8.	EE, Water Resource Department, Division- Kota	WRD	0.04	1(vii)	4/2017 to 3/2018
			0	2(xvii)	
			0.88	3	
9.	EE, Water Resource Department, Division- Jodhpur	WRD	6.19	1(vii)	4/2017 to 3/2018
10.	EE, Water Resource Department, Division- Jalore	WRD	0.27	1(v)	4/2017 to 3/2018
			0.24	4(vi)	
11.	EE, Water Resource Department, Division-II, Chhabra	WRD	6.95	3(i)	4/2017 to 3/2018
12.	EE, Water Resource Department, Division- Sirohi	WRD	0.27	6	4/2017 to 3/2018

S.No.	Name of division	Deptt.	Outstanding amount (in Lakh)	Para no. of Part-II-B	Period of I.R.
1	2	3	4	5	6
13.	EE, Water Resource Department, Division- I, Baran	WRD	0.35	1(iii)	4/2017 to 3/2018
			0.1	1(vi)	
			0.88	4	
14.	EE, Water Resource Department, Division- Bundi	WRD	7.29	3(iii)	4/2016 to 3/2018
15.	EE, Water Resource Department, Chawadi Project Division- Jhalawar	WRD	44.88	1(i)	4/2017 to 3/2018
			2.52	2(ii)	
			5.39	4	
16.	EE, Water Resource Department, Division- Karauli	WRD	11.73	1(iii)	4/2017 to 3/2018
17.	EE, Dam Dn.I Mahi Project Banswara	WRD	2.19	1(ii)	4/2017 to 3/2018
18.	EE, Water Resource Department, Division-I Dholpur	WRD	214.04	1(i)	4/2017 to 3/2018
			2.6	1(ii)	

### ABSTRACT

Name of Deptt.	No. of Units	Amount (in lakhs)
PWD	-	-
PHED	-	-
WRD	18	555.03
IGNP	-	-
CAD	-	-
<b>Total</b>	<b>18</b>	<b>555.03</b>

### Appendix-X(viii)

#### Statement showing cases of lack of target achievements.

S.	Name of division	Deptt.	Outstanding amount (in Lakh)	Para no. of Part-II-B	Period of I.R.
1	2	3	4	5	6
1	EE, Water Resource Department, Jawai Canal Division- Sumerpur (Pali)	WRD	0	8	4/2018 to 3/2019
2	EE, Water Resource Department, Division- Jodhpur	WRD	0	5	4/2018 to 3/2019
3	EE, Water Resource Department, Division- Pali	WRD	0	1(xii)	4/2018 to 3/2019
			0	12	
4	EE, Water Resource Department, Division- Dungarpur	WRD	0	4	4/2017 to 3/2018
5	EE, Water Resource Department, Division- Banswara	WRD	58.7	5	4/2017 to 3/2018
6	EE, Water Resource Department, Division- Chittorgarh	WRD	0	5	4/2017 to 3/2018
7	EE, Water Resource Department, Division- Rajsamand	WRD	0	5	4/2017 to 3/2018
8	EE, Water Resource Department, Division- Rawatsar	WRD	0	9(1)	4/2018 to 3/2019
9	EE, Water Resource Department, Division-II Hanumangarh	WRD	1.26	6(v)	4/2018 to 3/2019
10	EE, Water Resource Department, Division- Nohar	WRD	0	5(v)	4/2018 to 3/2019
			0	5(1)	
11	EE, Water Resource Department, Division- Sirohi	WRD	0	5	4/2017 to 3/2018
12	EE, Water Resource Department, Division- Aklera Jhalawar	WRD	0	7	4/2017 to 3/2018
13	EE, BBSC Div. Banswara	WRD	0	3(ii)	4/2017 to 3/2018
14	XEN, Water Resource Department, Division- Chittorgarh	WRD	0	5	4/2018 to 3/2019
15	EE IGNP Serve & Investigation lift Division, Rawatsar	IGNP	0.00	5	04/2011 to 03/2019

<b>S.</b>	<b>Name of division</b>	<b>Deptt.</b>	<b>Outstanding amount (in Lakh)</b>	<b>Para no. of Part-II-B</b>	<b>Period of I.R.</b>
<b>1</b>	<b>2</b>	<b>3</b>	<b>4</b>	<b>5</b>	<b>6</b>
16	Ex. En. TMC, IGNP, mohangarh	IGNP	199.97	5	04/2016 to 03/2018

**ABSTRACT**

<b>Name of Deptt.</b>	<b>No. of Units</b>	<b>Amount (in lakhs)</b>
PWD	-	-
PHED	-	-
WRD	14	59.96
IGNP	02	199.97
CAD	-	-
<b>Total</b>	<b>16</b>	<b>259.93</b>

## Appendix-X(ix)

### Statement showing cases of Lack of supervision and Monitoring.

S.	Name of division	Deptt.	Outstanding amount (in Lakh)	Para no. of Part-II-B	Period of I.R.
1	2	3	4	5	6
1	EE, Water Resource Department, Jawai Canal Division- Sumerpur (Pali)	WRD	0	1(vii)	4/2018 to 3/2019
			0	2(vii)	
2	EE, Water Resource Department, Division- Pali	WRD	0	1(ix)	4/2018 to 3/2019
			0	2(iii)	
3	EE, Water Resource Department, Division- Dungarpur	WRD	0	1(vi)	4/2017 to 3/2018
4	EE, Water Resource Department, Division- Banswara	WRD	0	1(iv)(2)	4/2017 to 3/2018
			0	2(ii)(2)	
			0	2(iii)	
			0	3(ii)	
5	EE, Water Resource Department, NCP Division- I Sanchore	WRD	351.03	4(iv)	4/2017 to 3/2018
			179.85	6(ii)	
			46.31	7(v)	
6	EE, Water Resource Department, Division- Udaipur	WRD	0	2(viii)	4/2017 to 3/2018
7	EE, Water Resource Department, Division- Chittorgarh	WRD	0	2(iii)	4/2017 to 3/2018
			0	2(iv)	
8	EE, Water Resource Department, Division- Rajsamand	WRD	0	1(vii)	4/2017 to 3/2018
9	EE, Water Resource Department, Division- Pratapgarh	WRD	0	2(iii)	4/2017 to 3/2018
			0	3	
10	EE, Water Resource Department, Division Anoopgarh	WRD	0	1(xi)	4/2016 to 3/2018
11	EE, Water Resource Department, Division- Rawatsar	WRD	0	1(v)	4/2018 to 3/2019
			0	3(iv)	
			0	4(iii)	
12	EE, Water Resource Department, Division-II Hanumangarh	WRD	0	1(iii)	4/2018 to 3/2019
			0	2(iv)	
13	EE, Water Resource Department, Division-I Hanumangarh	WRD	0	1(vi)	4/2018 to 3/2019
			0	2(v)	
14	EE, Water Resource Department, Division- Nohar	WRD	83.89	1(v)	4/2018 to 3/2019
			30.66	2(vi)	
15	EE, Water Resource Department, Regulation Div. Hanumangarh	WRD	0	1(vii)	4/2018 to 3/2019

S.	Name of division	Deptt.	Outstanding amount (in Lakh)	Para no. of Part-II-B	Period of I.R.
1	2	3	4	5	6
16	EE, Water Resource Department, Division Rawatsar	WRD	0	1(2)(vi)	4/2017 to 3/2018
17	EE, Water Resource Department, Rajgarh Medium Irrigation Project Division- Bhawani Mandi Jhalawar	WRD	0	1(v)	4/2017 to 3/2018
			0	1(vi)	
			0	2(viii अ)	
			0	2(viii ब)	
18	EE, Water Resource Department, NCP Division- III Sanchore	WRD	0	5(iii)	4/2017 to 3/2018
19	EE, Water Resource Department, Division- Kota	WRD	0	2(viii)	4/2017 to 3/2018
			0	4(ii)	
			0	9	
20	EE, Water Resource Department, Parwan Project Division- II, Jhalawar	WRD	0	1(ii)	10/2013 to 3/2018
21	EE, Water Resource Department, Division- Jodhpur	WRD	0	3(v)	4/2017 to 3/2018
22	EE, Water Resource Department, Division- Jalore	WRD	0	2(x)	4/2017 to 3/2018
23	EE, Water Resource Department, Division-II, Chhabra	WRD	0	2(iii)	4/2017 to 3/2018
			0	4(vi)	
			0	5(iii)	
24	EE, Water Resource Department, Division- Sirohi	WRD	0	1(ix)	4/2017 to 3/2018
			0	4(vi)	
25	EE, Water Resource Department, Division- I, Baran	WRD	785.88	3(iv)	4/2017 to 3/2018
26	EE, Water Resource Department, Division- Bundi	WRD	0	1(iv)	4/2016 to 3/2018
			0	7	
27	EE, Water Resource Department, Jawai Canal Division- Sumerpur (Pali)	WRD	0	2(v)	4/2017 to 3/2018
28	EE, Water Resource Department, Division- Aklera Jhalawar	WRD	0.67	1(vii)	4/2017 to 3/2018
29	EE, Khamera Nahar Dn. Mahi Project Banswara	WRD	0	2(i)	4/2017 to 3/2018
30	EE, Dam Dn.I Mahi Project Banswara	WRD	0	1(vi)	4/2018 to 3/2019
31	EE, Supply Dn. LMC Mahi Project Banswara	WRD	63.2	3(ix)	4/2017 to 3/2018
			0	3(xiv)	
32	EE, BBSC Div. Banswara	WRD	0	1(ii)	4/2017 to 3/2018

S.	Name of division	Deptt.	Outstanding amount (in Lakh)	Para no. of Part-II-B	Period of I.R.
1	2	3	4	5	6
33	XEN, Water Resource Department, Division- Alwar	WRD	0	2(vii)	4/2018 to 3/2019
			0	3(v)	
34	XEN, Water Resource Department, Division- II Bhilwara	WRD	0	1(v)	4/2018 to 3/2019
			0	3(iii)	
			0	4(vi)	
35	XEN, Water Resource Department, NCP Division- II Sanchore	WRD	0	5(vii)	4/2018 to 3/2019
36	XEN, Water Resource Department, Division- Chittorgarh	WRD	0	1(vi)	4/2018 to 3/2019
37	XEN, Water Resource Department, Division- Salumber Udaipur	WRD	0	1(ix)	4/2018 to 3/2019
			0	4(v)	
38	EE, Water Resource Department, Chawadi Project Division- Jhalawar	WRD	0	2(iv)	4/2017 to 3/2018
39	XEN, Water Resource Department, Division- tonk	WRD	0	1(iii)	4/2018 to 3/2019
			0	2(iv)	
40	EE, Water Resource Department, Division- Karauli	WRD	0	1(v)	4/2017 to 3/2018
			0	2(v)	
41	EE, Water Resource Department, Division-II Dholpur	WRD	0	2(v)	4/2017 to 3/2018
			0	3(v)	
42	EE, Water Resource Department, Division-I Dholpur	WRD	0	1(viii)	4/2017 to 3/2018
			0	3(i)	
			0	6(viii)	

### ABSTRACT

Name of Deptt.	No. of Units	Amount (in lakhs)
PWD	-	-
PHED	-	-
WRD	42	1541.49
IGNP	-	-
CAD	-	-
<b>Total</b>	<b>42</b>	<b>1541.49</b>

### Appendix-X(xi)

#### **Refund of security deposit and bank guarantee before completion of defect liability period and BG**

<b>S.</b>	<b>Name of division</b>	<b>Deptt.</b>	<b>Outstanding amount (in Lakh)</b>	<b>Para no. of Part-II-B</b>	<b>Period of I.R.</b>
<b>1</b>	<b>2</b>	<b>3</b>	<b>4</b>	<b>5</b>	<b>6</b>
1	EE, Water Resource Department, Division- Jodhpur	WRD	0	2(ii)	4/2017 to 3/2018
2	EE, Water Resource Department, Division- Aklera Jhalawar	WRD	0	1(iii)	4/2017 to 3/2018

#### ABSTRACT

<b>Name of Deptt.</b>	<b>No. of Units</b>	<b>Amount (in lakhs)</b>
PWD	-	-
PHED	-	-
WRD	02	02
IGNP	-	-
CAD	-	-
<b>Total</b>	<b>02</b>	<b>02</b>



## Appendix-X(xii)

### Statement showing cases of irregularities in submission and approval of time extension.

S.No.	Name of division	Deptt.	Outstandi ng amount (in Lakh)	Para no. of Part- II-B	Period of I.R.
1	2	3	4	5	6
1.	EE, Water Resource Department, Jawai Canal Division- Sumerpur (Pali)	WRD	115.61	1(iv)	4/2018 to 3/2019
			234.64	2(iii)	
			68.84	3(v)	
			516.64	3(vi)	
			1237.23	3(vii)	
2.	EE, Water Resource Department, NCP Division- II Sanchore	WRD	0	1(iii)	4/2017 to 3/2018
			0	1(v)	
			0	2(ii)	
			0	2(xii)	
			0	3(iv)	
			0	3(v)	
			0	4(ii)	
			0	5(iii)	
3.	EE, Water Resource Department, Jakham Dam Division- Dhariyabad	WRD	0	1(iv)	4/2017 to 3/2018
4.	EE, Water Resource Department, NCP Division- I Sanchore	WRD	0	1(iii)	4/2017 to 3/2018
			0	2(iv)	
			0	4(ii)	
5.	EE, Water Resource Department, Division- Udaipur	WRD	4.62	3(i)(c)	4/2017 to 3/2018
6.	EE, Water Resource Department, NCP Division- III Sanchore	WRD	0	1(iv)	4/2017 to 3/2018
			0	2(ii)	
			0	4(ii)	
7.	EE, Water Resource Department, Division-II, Chhabra	WRD	0	1(ii)	4/2017 to 3/2018
8.	EE, Water Resource Department, Jawai Canal Division- Sumerpur (Pali)	WRD	0	4(ii)	4/2017 to 3/2018
			0	5(iii)	
9.	EE, Water Resource Department, Division- Aklera Jhalawar	WRD	0	1(ii)	4/2017 to 3/2018
10.	EE, Khamera Nahar Dn. Mahi Project Banswara	WRD	0	1(vi)	4/2017 to 3/2018
11.	EE, Dam Dn.I Mahi Project Banswara	WRD	14.81	1(iv)	4/2018 to 3/2019
			5.6	2(iii)	

S.No.	Name of division	Deptt.	Outstandi ng amount (in Lakh)	Para no. of Part- II-B	Period of I.R.
1	2	3	4	5	6
12.	XEN, Water Resource Department, Division- II Bhilwara	WRD	3.8	1(iii)	4/2018 to 3/2019
13.	XEN, Water Resource Department, Division- Dausa	WRD	16.78	3(v)	4/2017 to 3/2019
14.	EE, Water Resource Department, Division- Karauli	WRD	0	2(vi)	4/2017 to 3/2018
15.	EE, Water Resource Department, Division- Alwar	WRD	0	1(ii)	4/2016 to 3/2018
16.	EE, Water Resource Department, Division-II Dholpur	WRD	0	2(vi)	4/2017 to 3/2018
			0	3(vi)	
17.	EE, Water Resource Department, Division-I Dholpur	WRD	0	6(iii)	4/2017 to 3/2018
			0	6(ix)	
18.	EE IGNP 20 <sup>th</sup> Division, Bikaner	IGNP	0.00	1(v)	04/2018 to 03/2019
19.	EE IGNP Kolayat lift Division, Bikaner	IGNP	0.00	1(ii)	04/2018 to 03/2019
20.	EE Command Area Development, OFD- III Division Suratgarh (Shriganganagar)	CAD	0.00	1(4)	04/2018 to 03/2019

### ABSTRACT

Name of Deptt.	No. of Units	Amount (in lakhs)
PWD	-	-
PHED	-	-
WRD	17	2218.57
IGNP	02	-
CAD	01	-
<b>Total</b>	<b>20</b>	<b>2218.57</b>

## Appendix-Y

### Statement showing balances under liquidated damages etc. Material Purchase Settlement Suspense Account (MPSSA)/stock balance

S. No.	Name of division	Deptt.	Amount in Lakhs	Para no. of Part-II-B	Period of I.R.	Amount in the review for the year 2018-19 (illustrated for some cases)
1	2	3		5	6	7
1.	<b>XEN PWD Dn. Bundi</b>	<b>PWD</b>	<b>19.84</b>	<b>6(11)</b>	<b>2018-19</b>	
2.	<b>XEN PWD Dn Nagaur</b>	<b>PWD</b>	<b>70.57</b>	<b>5(15)</b>	<b>2018-19</b>	-
3.	XEN PWD NH Dn-I Jaipur	PWD	11.32	7(7)	2018-19	
4.	XEN PWD Dn Sikandra Dausa	PWD	-	5(9)	2018-19	
5.	XEN PWD Dn-II Alwar	PWD	-	9(9)	2018-19	
6.	<b>XEN PHED Div. Alwar</b>	<b>PHED</b>	<b>10.95</b>	<b>7(11)</b>	<b>2015-19</b>	
7.	XEN PHED Distt. Rural Div II Bikaner	PHED	4.16	14(11)	2016-19	
8.	XEN PHED City Div II Ajmer	PHED	1.02	10(10)	2016-19	
9.	XEN PHED Div Kishangarh, Ajmer	PHED	10.15	8(10)	2015-19	
10.	XEN PHED Div Beawar	PHED	0.73	10(10)	2016-19	
11.	XEN PHED City Div Sriganganager	PHED	3.58	9(11)	2014-19	
12.	XEN PHED Div Anoopgarh	PHED	2.38	9(11)	2015-19	
13.	<b>XEN PHED Dn Churu</b>	<b>PHED</b>	<b>11.54</b>	<b>9(11)</b>	<b>2016-19</b>	-
14.	XEN PHED Dn Sujangarh	PHED	4.37	11(11)	2016-19	
15.	XEN PHED Dn Nohar (Hanumangarh)	PHED	0.91	6(14)	2016-19	

### ABSTRACT

Name of Deptt.	No. of Units	Amount (in lakhs)
PWD	05	101.73
PHED	10	49.79
WRD	-	-
IGNP	-	-
CAD	-	-
<b>Total</b>	<b>15</b>	<b>151.52</b>

## Appendix-Z

### Statement showing the case of losses to Government

S. No.	Name of division	Deptt.	Amount in Lakhs	Para no. of Part-II-B	Period of I.R.	Amount in the review for the year 2018-19 (illustrated for some cases)
1	2	3	4	5	6	7
1.	XEN PWD Dn. Beawar Ajmer	PWD	8.19	1(7)	2018-19	-

### ABSTRACT

Name of Deptt.	No. of Units	Amount (in lakhs)
PWD	01	8.19
PHED	-	-
WRD	-	-
IGNP	-	-
CAD	-	-
<b>Total</b>	<b>01</b>	<b>8.19</b>

## SUMMARY OF ABSTRACTS

### Annual Review on Works Divisions for the Year 2019-20

#### Annexure-2

Sr. No.	Name Of Department	No. of Units	Outstanding No. of Form-51 as on 03/2018
1	PWD	10	47
2	PHED	06	26
3	WRD	05	33
4	IGNP	-	-
5	CAD	-	-
	<b>Total</b>	<b>21</b>	<b>182</b>

#### Appendix-A

Sr. No.	Name Of Department	No. of Units	Amount (Rs. In lakh)
1	PWD	-	-
2	PHED	-	-
3	WRD	04	24.95
4	IGNP	-	-
5	CAD	-	-
	<b>Total</b>	<b>04</b>	<b>24.95</b>

#### Appendix-A-1

Sr. No.	Name Of Department	No. of Units	Amount (Rs. In lakh)
1	PWD	61	-
2	PHED	41	-
3	WRD	32	929.31
4	IGNP	05	-
5	CAD	03	-
	<b>Total</b>	<b>142</b>	<b>929.31</b>

#### Appendix -A-2

Sr. No.	Name Of Department	No. of Units	Amount (Rs. In lakh)
1	PWD	65	951.70
2	PHED	34	587.66
3	WRD	46	14924.87
4	IGNP	01	40.77
5	CAD	01	0.02
	<b>Total</b>	<b>147</b>	<b>16505.02</b>

#### Appendix -A-2(i)

Sr. No.	Name Of Department	No. of Units	Amount (Rs. In lakh)
1	PWD	-	-
2	PHED	-	-
3	WRD	08	1.6
4	IGNP	01	0.09
5	CAD	-	-
	<b>Total</b>	<b>09</b>	<b>1.69</b>

#### Appendix -A-2(ii)

Sr. No.	Name Of Department	No. of Units	Amount (Rs. In lakh)
---------	--------------------	--------------	----------------------

1	PWD	-	-
2	PHED	-	-
3	WRD	39	5.14
4	IGNP	02	-
5	CAD	02	-
	<b>Total</b>	<b>43</b>	<b>5.14</b>
<b>Appendix-A-2(iii)</b>			
<b>Sr. No.</b>	<b>Name Of Department</b>	<b>No. of Units</b>	<b>Amount (Rs. In lakh)</b>
1	PWD	-	-
2	PHED	-	-
3	WRD	19	161.29
4	IGNP	01	65.03
5	CAD	-	-
	<b>Total</b>	<b>20</b>	<b>226.32</b>
<b>Appendix-B</b>			
<b>Sr. No.</b>	<b>Name Of Department</b>	<b>No. of Units</b>	<b>Amount (Rs. In lakh)</b>
1	PWD	69	-
2	PHED	44	-
3	WRD	42	-
4	IGNP	04	-
5	CAD	-	-
	<b>Total</b>	<b>159</b>	<b>-</b>
<b>Appendix-C</b>			
<b>Sr. No.</b>	<b>Name Of Department</b>	<b>No. of Units</b>	<b>Amount (Rs. In lakh)</b>
1	PWD	87	-
2	PHED	44	-
3	WRD	49	-
4	IGNP	03	-
5	CAD	-	-
	<b>Total</b>	<b>183</b>	<b>-</b>
<b>Appendix-D</b>			
<b>Sr. No.</b>	<b>Name Of Department</b>	<b>No. of Units</b>	<b>Amount (Rs. In lakh)</b>
1	PWD	80	-
2	PHED	45	-
3	WRD	40	-
4	IGNP	03	-
5	CAD	-	-
	<b>Total</b>	<b>168</b>	<b>-</b>
<b>Appendix-E</b>			
<b>Sr. No.</b>	<b>Name Of Department</b>	<b>No. of Units</b>	<b>Amount (Rs. In lakh)</b>
1	PWD	86	-
2	PHED	43	-
3	WRD	48	113.67
4	IGNP	05	-
5	CAD	03	-
	<b>Total</b>	<b>185</b>	<b>113.67</b>
<b>Appendix-F</b>			
<b>Sr. No.</b>	<b>Name Of Department</b>	<b>No. of Units</b>	<b>Amount (Rs. In lakh)</b>
1	PWD	74	42.15
2	PHED	44	1233.11
3	WRD	44	129.58
4	IGNP	03	53.24
5	CAD	03	167.48

	<b>Total</b>	<b>168</b>	<b>1625.56</b>
<b>Appendix-G</b>			
<b>Sr. No.</b>	<b>Name Of Department</b>	<b>No. of Units</b>	<b>Amount (Rs. In lakh)</b>
1	PWD	46	-
2	PHED	21	-
3	WRD	16	-
4	IGNP	03	-
5	CAD	-	-
	<b>Total</b>	<b>86</b>	<b>-</b>
<b>Appendix-H</b>			
<b>Sr. No.</b>	<b>Name Of Department</b>	<b>No. of Units</b>	<b>Amount (Rs. In lakh)</b>
1	PWD	-	-
2	PHED	01	-
3	WRD	34	59.92
4	IGNP	03	-
5	CAD	03	-
	<b>Total</b>	<b>41</b>	<b>59.92</b>
<b>Appendix-I</b>			
<b>Sr. No.</b>	<b>Name Of Department</b>	<b>No. of Units</b>	<b>Amount (Rs. In lakh)</b>
1	PWD	33	4399.75
2	PHED	14	315.61
3	WRD	24	222.01
4	IGNP	03	23.55
5	CAD	02	54.05
	<b>Total</b>	<b>76</b>	<b>5014.97</b>
<b>Appendix-J</b>			
<b>Sr. No.</b>	<b>Name Of Department</b>	<b>No. of Units</b>	<b>Amount (Rs. In lakh)</b>
1	PWD	72	68168.24
2	PHED	38	39311.57
3	WRD	45	53414.31
4	IGNP	05	2328.94
5	CAD	03	1194.40
	<b>Total</b>	<b>163</b>	<b>164417.50</b>
<b>Appendix-K</b>			
<b>Sr. No.</b>	<b>Name Of Department</b>	<b>No. of Units</b>	<b>Amount (Rs. In lakh)</b>
1	PWD	01	-
2	PHED	-	-
3	WRD	-	-
4	IGNP	-	-
5	CAD	-	-
	<b>Total</b>	<b>01</b>	<b>-</b>
<b>Appendix-L</b>			
<b>Sr. No.</b>	<b>Name Of Department</b>	<b>No. of Units</b>	<b>Amount (Rs. In lakh)</b>
1	PWD	-	-
2	PHED	-	-
3	WRD	01	-
4	IGNP	-	-
5	CAD	-	-
	<b>Total</b>	<b>01</b>	<b>-</b>
<b>Appendix-M</b>			
<b>Sr. No.</b>	<b>Name Of Department</b>	<b>No. of Units</b>	<b>Amount (Rs. In lakh)</b>
1	PWD	62	-
2	PHED	43	-

3	WRD	34	-
4	IGNP	02	-
5	CAD	03	-
	<b>Total</b>	<b>144</b>	<b>-</b>
<b>Appendix-N</b>			
<b>Sr. No.</b>	<b>Name Of Department</b>	<b>No. of Units</b>	<b>Amount (Rs. In lakh)</b>
1	PWD	01	0.71
2	PHED	-	-
3	WRD	03	17.65
4	IGNP	01	10.67
5	CAD	-	-
	<b>Total</b>	<b>05</b>	<b>29.03</b>
<b>Appendix-O</b>			
<b>Sr. No.</b>	<b>Name Of Department</b>	<b>No. of Units</b>	<b>Amount (Rs. In lakh)</b>
1	PWD	63	956.17
2	PHED	32	13125.90
3	WRD	43	20374.45
4	IGNP	05	843.25
5	CAD	02	619.26
	<b>Total</b>	<b>145</b>	<b>35919.03</b>
<b>Appendix-P</b>			
<b>Sr. No.</b>	<b>Name Of Department</b>	<b>No. of Units</b>	<b>Amount (Rs. In lakh)</b>
1	PWD	-	-
2	PHED	05	196.39
3	WRD	-	-
4	IGNP	01	75.50
5	CAD	-	-
	<b>Total</b>	<b>06</b>	<b>271.89</b>
<b>Appendix-Q</b>			
<b>Sr. No.</b>	<b>Name Of Department</b>	<b>No. of Units</b>	<b>Amount (Rs. In lakh)</b>
1	PWD	21	2331.89
2	PHED	-	-
3	WRD	47	17262.03
4	IGNP	02	40.29
5	CAD	-	-
	<b>Total</b>	<b>70</b>	<b>19634.21</b>
<b>Appendix-R</b>			
<b>Sr. No.</b>	<b>Name Of Department</b>	<b>No. of Units</b>	<b>Amount (Rs. In lakh)</b>
1	PWD	04	29.78
2	PHED	16	38464.83
3	WRD	05	-
4	IGNP	-	-
5	CAD	01	-
	<b>Total</b>	<b>26</b>	<b>38494.61</b>
<b>Appendix-R(i)</b>			
<b>Sr. No.</b>	<b>Name Of Department</b>	<b>No. of Units</b>	<b>Amount (Rs. In lakh)</b>
1	PWD	-	-
2	PHED	-	-
3	WRD	-	-
4	IGNP	-	-
5	CAD	02	58.37
	<b>Total</b>	<b>02</b>	<b>58.37</b>



<b>Appendix-R(ii)</b>			
<b>Sr. No.</b>	<b>Name Of Department</b>	<b>No. of Units</b>	<b>Amount (Rs. In lakh)</b>
1	PWD	-	-
2	PHED	-	-
3	WRD	06	4550.01
4	IGNP	-	-
5	CAD	-	-
	<b>Total</b>	<b>06</b>	<b>4550.01</b>
<b>Appendix-R(iii)</b>			
<b>Sr. No.</b>	<b>Name Of Department</b>	<b>No. of Units</b>	<b>Amount (Rs. In lakh)</b>
1	PWD	-	-
2	PHED	-	-
3	WRD	06	2057.51
4	IGNP	-	-
5	CAD	-	-
	<b>Total</b>	<b>06</b>	<b>2057.51</b>
<b>Appendix-R(iv)</b>			
<b>Sr. No.</b>	<b>Name Of Department</b>	<b>No. of Units</b>	<b>Amount (Rs. In lakh)</b>
1	PWD	-	-
2	PHED	-	-
3	WRD	03	3242.06
4	IGNP	-	-
5	CAD	-	-
	<b>Total</b>	<b>03</b>	<b>3242.06</b>
<b>Appendix-R(v)</b>			
<b>Sr. No.</b>	<b>Name Of Department</b>	<b>No. of Units</b>	<b>Amount (Rs. In lakh)</b>
1	PWD	-	-
2	PHED	-	-
3	WRD	10	-
4	IGNP	-	-
5	CAD	-	-
	<b>Total</b>	<b>10</b>	<b>-</b>
<b>Appendix-R(vii)</b>			
<b>Sr. No.</b>	<b>Name Of Department</b>	<b>No. of Units</b>	<b>Amount (Rs. In lakh)</b>
1	PWD	-	-
2	PHED	-	-
3	WRD	16	191.84
4	IGNP	-	-
5	CAD	01	-
	<b>Total</b>	<b>17</b>	<b>191.84</b>
<b>Appendix-R(viii)</b>			
<b>Sr. No.</b>	<b>Name Of Department</b>	<b>No. of Units</b>	<b>Amount (Rs. In lakh)</b>
1	PWD	-	-
2	PHED	-	-
3	WRD	27	1234.20
4	IGNP	03	-
5	CAD	-	-
	<b>Total</b>	<b>30</b>	<b>1234.20</b>
<b>Appendix-S</b>			
<b>Sr. No.</b>	<b>Name Of Department</b>	<b>No. of Units</b>	<b>Amount (Rs. In lakh)</b>
1	PWD	42	5034.84
2	PHED	25	3114.69
3	WRD	13	277.57

4	IGNP	-	-
5	CAD	01	-
	<b>Total</b>	<b>81</b>	<b>8427.10</b>
<b>Appendix-T</b>			
<b>Sr. No.</b>	<b>Name Of Department</b>	<b>No. of Units</b>	<b>Amount (Rs. In lakh)</b>
1	PWD	03	41.99
2	PHED	14	1244.99
3	WRD	25	2248.68
4	IGNP	02	41.35
5	CAD	-	-
	<b>Total</b>	<b>44</b>	<b>3577.01</b>
<b>Appendix-U</b>			
<b>Sr. No.</b>	<b>Name Of Department</b>	<b>No. of Units</b>	<b>Amount (Rs. In lakh)</b>
1	PWD	06	-
2	PHED	07	-
3	WRD	13	2822
4	IGNP	-	-
5	CAD	-	-
	<b>Total</b>	<b>26</b>	<b>2822</b>
<b>Appendix-V</b>			
<b>Sr. No.</b>	<b>Name Of Department</b>	<b>No. of Units</b>	<b>Amount (Rs. In lakh)</b>
			Challans
			Cheques
1	PWD	62	1149.41
2	PHED	33	503.80
3	WRD	45	140.82
4	IGNP	04	35.41
5	CAD	-	-
	<b>Total</b>	<b>144</b>	<b>1829.44</b>
			<b>5530.73</b>
<b>Appendix-W</b>			
<b>Sr. No.</b>	<b>Name Of Department</b>	<b>No. of Units</b>	<b>Amount (Rs. In lakh)</b>
1	PWD	66	7732.75
2	PHED	45	21814.51
3	WRD	43	3643.03
4	IGNP	04	5152.61
5	CAD	02	13.13
	<b>Total</b>	<b>160</b>	<b>38356.03</b>

<b>Appendix-X</b>			
<b>Sr. No.</b>	<b>Name Of Department</b>	<b>No. of Units</b>	<b>Amount (Rs. In lakh)</b>
1	PWD	93	69928.31
2	PHED	48	81432.94
3	WRD	31	11764.04
4	IGNP	01	6799.85
5	CAD	02	138.26
	<b>Total</b>	<b>175</b>	<b>170063.40</b>
<b>Appendix-X(iii)</b>			
<b>Sr. No.</b>	<b>Name Of Department</b>	<b>No. of Units</b>	<b>Amount (Rs. In lakh)</b>
1	PWD	-	-
2	PHED	-	-
3	WRD	12	1367.70
4	IGNP	01	1320.00
5	CAD	-	-
	<b>Total</b>	<b>13</b>	<b>2687.70</b>
<b>Appendix-X(iv)</b>			
<b>Sr. No.</b>	<b>Name Of Department</b>	<b>No. of Units</b>	<b>Amount (Rs. In lakh)</b>
1	PWD	-	-
2	PHED	-	-
3	WRD	02	-
4	IGNP	-	-
5	CAD	-	-
	<b>Total</b>	<b>02</b>	<b>-</b>
<b>Appendix-X(v)</b>			
<b>Sr. No.</b>	<b>Name Of Department</b>	<b>No. of Units</b>	<b>Amount (Rs. In lakh)</b>
1	PWD	-	-
2	PHED	-	-
3	WRD	01	3.78
4	IGNP	-	-
5	CAD	-	-
	<b>Total</b>	<b>01</b>	<b>3.78</b>
<b>Appendix-X(vi)</b>			
<b>Sr. No.</b>	<b>Name Of Department</b>	<b>No. of Units</b>	<b>Amount (Rs. In lakh)</b>
1	PWD	-	-
2	PHED	-	-
3	WRD	18	555.03
4	IGNP	-	-
5	CAD	-	-
	<b>Total</b>	<b>18</b>	<b>555.03</b>
<b>Appendix-X(viii)</b>			
<b>Sr. No.</b>	<b>Name Of Department</b>	<b>No. of Units</b>	<b>Amount (Rs. In lakh)</b>
1	PWD	-	-
2	PHED	-	-
3	WRD	14	59.96
4	IGNP	02	199.97
5	CAD	-	-
	<b>Total</b>	<b>16</b>	<b>259.93</b>
<b>Appendix-X(ix)</b>			
<b>Sr. No.</b>	<b>Name Of Department</b>	<b>No. of Units</b>	<b>Amount (Rs. In lakh)</b>
1	PWD	-	-
2	PHED	-	-
3	WRD	42	1541.49

4	IGNP	-	-
5	CAD	-	-
	<b>Total</b>	<b>42</b>	<b>1541.49</b>
<b>Appendix-X(xi)</b>			
<b>Sr. No.</b>	<b>Name Of Department</b>	<b>No. of Units</b>	<b>Amount (Rs. In lakh)</b>
1	PWD	-	-
2	PHED	-	-
3	WRD	02	02
4	IGNP	-	-
5	CAD	-	-
	<b>Total</b>	<b>02</b>	<b>02</b>
<b>Appendix-X(xii)</b>			
<b>Sr. No.</b>	<b>Name Of Department</b>	<b>No. of Units</b>	<b>Amount (Rs. In lakh)</b>
1	PWD	-	-
2	PHED	-	-
3	WRD	17	2218.57
4	IGNP	02	-
5	CAD	01	-
	<b>Total</b>	<b>20</b>	<b>2218.57</b>
<b>Appendix-Y</b>			
<b>Sr. No.</b>	<b>Name Of Department</b>	<b>No. of Units</b>	<b>Amount (Rs. In lakh)</b>
1	PWD	05	101.73
2	PHED	10	49.79
3	WRD	-	-
4	IGNP	-	-
5	CAD	-	-
	<b>Total</b>	<b>15</b>	<b>151.52</b>
<b>Appendix-Z</b>			
<b>Sr. No.</b>	<b>Name Of Department</b>	<b>No. of Units</b>	<b>Amount (Rs. In lakh)</b>
1	PWD	01	8.19
2	PHED	-	-
3	WRD	-	-
4	IGNP	-	-
5	CAD	-	-
	<b>Total</b>	<b>01</b>	<b>8.19</b>