

APPENDIX 1.1

(Referred to in paragraph 1.4.1)

Statement showing year-wise position of inspection reports and paragraphs pending settlement

Sl. No.	Name of the Department	Upto 2012-13		2013-14		2014-15		2015-16		2016-17		2017-18		Total	
		IR	Para	IR	Para	IR	Para	IR	Para	IR	Para	IR	Para	IR	Para
1	Agriculture	2	7	-	-	-	-	-	-	-	-	1	4	3	11
2	Animal Husbandry and Veterinary Services	1	1	-	-	-	-	-	-	-	-	1	5	2	6
3	Archives, Archaeology and Museum	1	4	-	-	-	-	-	-	-	-	2	7	3	11
4	Art and Culture	3	3	3	14	-	-	-	-	-	-	1	7	7	24
5	Bank	-	-	-	-	-	-	1	1	-	-	-	-	1	1
6	Civil Supplies	-	-	-	-	-	-	1	1	-	-	-	-	1	1
7	Commercial Taxes	2	4	-	-	-	-	1	1	-	-	-	-	3	5
8	Co-operation	2	6	-	-	-	-	1	1	1	8	2	14	6	29
9	Education	9	24	4	8	1	1	2	5	4	14	5	23	25	75
10	Electoral Office	-	-	1	1	-	-	-	-	2	3	-	-	3	4
11	Excise	1	2	-	-	-	-	-	-	1	3	-	-	2	5
12	Finance	-	-	-	-	3	7	5	6	2	17	1	8	11	38
13	Fisheries	1	2	1	2	-	-	-	-	1	1	-	-	3	5
14	Forests	7	24	-	-	2	8	-	-	-	-	1	12	10	44
15	General Administration	1	1	-	-	1	3	-	-	1	4	-	-	3	8
16	Goa Public Service Commission	-	-	-	-	-	-	-	-	1	1	-	-	1	1
17	Housing	1	2	-	-	-	-	-	-	-	-	-	-	1	2
18	Health	9	19	10	15	1	3	8	33	4	15	8	25	40	110
19	Higher Education	2	2	-	-	-	-	-	-	1	1	-	-	3	3
20	Home	-	-	3	7	1	2	2	7	7	13	2	8	15	37
21	Information and Technology	1	4	1	4	-	-	-	-	-	-	1	12	3	20
22	Information and Publicity	5	24	1	6	1	3	2	9	2	9	-	-	11	51
23	Industries, Trade and Commerce	2	4	1	4	2	4	1	10	-	-	-	-	6	22
24	Inland Water Transport	4	13	-	-	-	-	1	8	2	5	-	-	7	26
25	Irrigation	12	20	4	18	3	18	4	18	-	-	1	10	24	84
26	Labour	1	3	-	-	2	2	-	-	1	1	1	3	5	9
27	Law	-	-	1	2	-	-	7	12	5	9	1	4	14	27
28	Legislature	2	2	-	-	-	-	-	-	1	5	-	-	3	7

Audit Report for the year ended 31 March 2018

29	Official Language	-	-	-	-	-	-	1	1	-	-	1	3	2	4
30	Panchayati Raj	8	13	4	13	8	37	2	3	7	37	5	30	34	133
31	Planning and Statistics	-	-	-	-	-	-	-	-	-	-	1	4	1	4
32	Printing and Stationary	-	-	-	-	-	-	-	-	-	-	1	5	1	5
33	Public Works	18	31	6	18	10	28	9	35	16	75	5	33	64	220
34	Revenue	11	27	2	2	1	5	1	5	5	30	1	7	21	76
35	Science, Technology and Environment	-	-	-	-	-	-	-	-	1	11	-	-	1	11
36	Social Welfare	3	9	-	-	-	-	-	-	-	-	1	4	4	13
37	Sports and Youth Affairs	2	4	2	7	2	10	3	9	2	13	-	-	11	43
38	Stamps and Registration	-	-	-	-	-	-	-	-	-	-	1	11	1	11
39	Technical Education	4	5	2	2	3	6	2	2	-	-	-	-	11	15
40	Transport	1	2	-	-	1	5	1	5	1	6	1	1	5	19
41	Town and Country Planning	-	-	-	-	1	1	2	5	1	3	-	-	4	9
42	Tourism	1	1	-	-	-	-	1	4	2	8	1	11	5	24
43	Urban Development	46	167	5	18	14	96	10	69	14	122	5	53	94	525
44	Women and Child Development	2	3	-	-	-	-	-	-	-	-	-	-	2	3
		165	433	51	141	57	239	68	250	85	414	51	304	477	1781

APPENDIX 1.2

*(Referred to in paragraph 1.4.3)***Statement showing number of paragraphs/reviews in respect of which
Government explanatory memoranda had not been received**

Sl. No.	Name of Department	2013-14	2014-15	2015-16	2016-17	Total
(1)	(2)	(3)	(4)	(5)	(6)	(7)
1	Social Welfare	-	-	-	1	1
2	Urban Development	1	-	1	2	4
3	Labour and Employment	-	1	-	-	1
Total		1	1	1	3	6

APPENDIX 1.3

(Referred to in paragraph 1.9)

Statement showing nugatory expenditure on rent paid for the vacant period

Name of office	Area allotted (in sqm)	Date of shifting	Period of vacancy from November 2013 onwards (in months)	Monthly rent paid by GAD for the vacant period (₹ in lakh)	Proportionate rent paid for the vacant period (₹ in lakh)
GSIDC	1030.59	October 2016	12 (01/11/2013 to 31/10/2014)	42.93	118.20 ¹
			7 (01/11/2014 to 31/05/2015)	44.43	71.37
			5 (01/06/2015 to 31/10/2015)	45.08	51.72
			1 (01/11/2015 to 30/11/2015)	46.66	10.71
			6 (01/12/2015 to 31/05/2016)	46.86	64.52
			4 (01/06/2016 to 30/09/2016)	47.07	43.20
			Total 35 months		359.72
District and Sessions Court	2425.08	December 2015	12 (01/11/2013 to 31/10/2014)	42.93	278.14
			7 (01/11/2014 to 31/05/2015)	44.43	167.93
			5 (01/6/2015 to 31/10/2015)	45.08	121.70
			1 (01/11/2015 to 30/11/2015)	46.66	25.19
			Total 25 months		592.96
DRDA, North Goa	460.31	October 2015	12 (01/11/2013 to 31/10/2014)	42.93	52.80
			7 (01/11/2014 to 31/05/2015)	44.43	31.88
			4 (01/06/2015 to 30/09/2015)	45.08	18.48
			Total 23 months		103.16
Town and Country Planning	186.50	April 2014	5 (01/11/2013 to 31/3/2014)	42.93	8.91
			Total 5 months		8.91
Goa State Information Commission	389.00	January 2015	12 (01/11/2013 to 31/10/2014)	42.93	44.62
			2 (01/11/2014 to 31/12/2014)	44.43	7.70
			Total 14 months		52.32
Total	4491.48			Grand total	1117.07

¹ Monthly rent of ₹ 42,92,905 ÷ 4,491.48 sqm (Total area of 5,416.50 minus car parking area of 925.02 sqm) × 1,030.59 sqm (Area allotted to GSIDC) = ₹ 9,85,026 per month × 12 months = ₹ 118.20 lakh

APPENDIX 2.1

(Referred to in paragraph 2.1.3)

Details of Non-tax revenue receipt of the State

Sl. No.	Heads of revenue	(₹ in crore)						Percentage increase (+) or decrease (-) in 2017-18 over 2016-17
		2013-14	2014-15	2015-16	2016-17	2017-18		
1	Power	BE	1331.85	1367.94	1497.17	1687.75	1819.15	
		RE	1331.85	1367.94	1497.17	1687.75	1819.15	
		Actual	1187.95	1321.66	1708.91	1765.80	2119.09	20.01
2	Non-Ferrous Mining and Metallurgical Industries ²	BE	202.10	400.24	742.57	439.28	377.60	
		RE	18.54	400.24	205.11	259.34	377.60	
		Actual	46.12	530.35	216.53	347.63	332.79	-4.27
3	Other Non-tax receipts ³	BE	73.13	80.94	91.61	91.72	95.28	
		RE	58.25	80.87	76.85	85.71	93.15	
		Actual	47.50	58.41	51.71	56.76	57.23	0.83
4	Water Supply and Sanitation	BE	102.08	129.89	145.75	162.62	126.05	
		RE	102.07	129.89	145.75	114.59	126.05	
		Actual	103.97	101.91	115.40	119.69	129.80	8.45
5	Other Administrative Services	BE	90.52	157.54	163.27	176.47	178.67	
		RE	102.19	157.54	133.10	183.70	179.83	
		Actual	88.01	123.45	108.98	152.52	139.66	-8.43
6	Miscellaneous General Services	BE	35.96	40.52	45.76	49.41	45.73	
		RE	35.93	40.52	45.76	43.69	45.73	
		Actual	35.27	39.02	40.35	42.62	31.83	-25.32
7	Education, Sports, Art and Culture	BE	20.83	16.25	18.40	19.43	29.17	
		RE	21.40	16.25	19.50	25.53	30.74	
		Actual	22.78	17.17	29.96	26.17	26.49	1.22
8	Medium Irrigation	BE	20.26	13.20	38.16	11.81	19.79	
		RE	20.26	13.20	39.30	11.81	19.79	
		Actual	12.11	15.81	29.05	23.01	44.77	94.57
9	Interest Receipts	BE	9.93	17.65	27.53	23.48	17.38	
		RE	9.93	17.65	27.53	17.01	27.84	
		Actual	14.12	17.18	17.74	20.51	27.24	32.81
10	Medical and Public Health	BE	25.61	23.21	24.87	26.98	36.43	
		RE	9.79	23.21	27.11	27.09	36.58	
		Actual	11.49	11.82	14.32	21.86	38.37	75.53
11	Urban Development	BE	75.00	70.72	76.50	56.65	64.00	
		RE	48.07	70.72	53.50	63.74	61.00	
		Actual	46.88	44.67	55.64	80.46	43.32	-46.16
12	Roads and Bridges	BE	10.52	46.05	46.05	55.31	28.21	
		RE	10.52	46.05	46.05	42.00	28.21	
		Actual	31.56	33.66	36.04	44.04	34.97	-20.59
13	Minor Irrigation	BE	13.76	16.36	12.38	10.58	10.17	
		RE	13.76	16.36	12.38	10.58	10.17	
		Actual	13.80	10.52	7.30	10.93	7.71	-29.46
Total	BE	2011.55	2380.51	2930.02	2811.49	2847.63		
	RE	1782.56	2380.44	2329.11	2572.54	2855.84		
	Actual	1661.56	2325.63	2431.93	2712.00	3033.27	11.85	

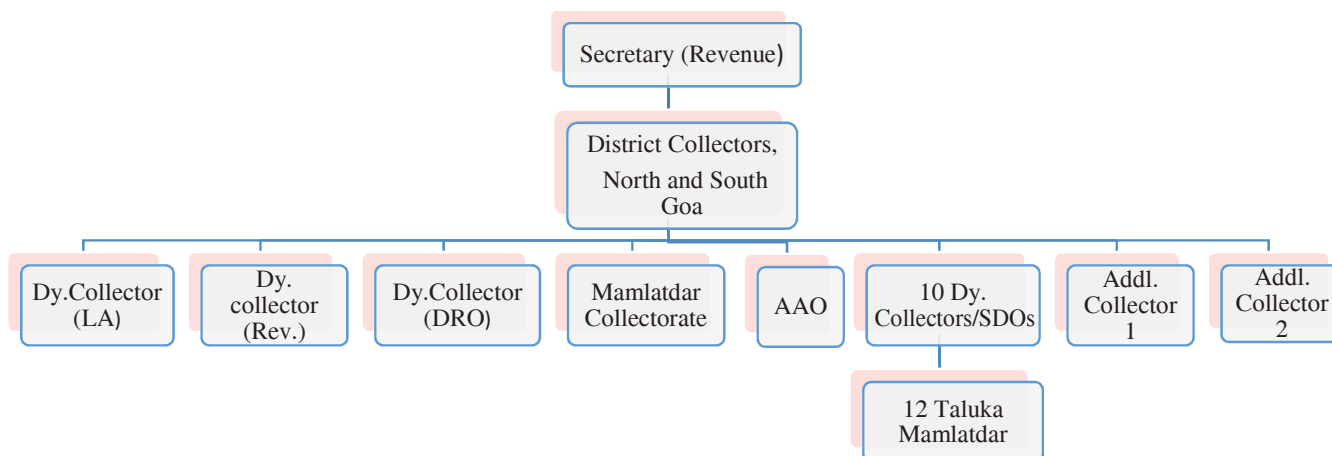
² Includes major minerals such as iron ore, manganese and bauxite; minor minerals such as basalt (Granite), laterite stones, ordinary sand, river pebbles, murrum and laterite boulders

³ Police, Printing and Stationary, Labour and Employment, Inland Water Transport, Tourism, Forest and Wild Life, Public Works, Port and Light House, Social Security, Co-operation etc

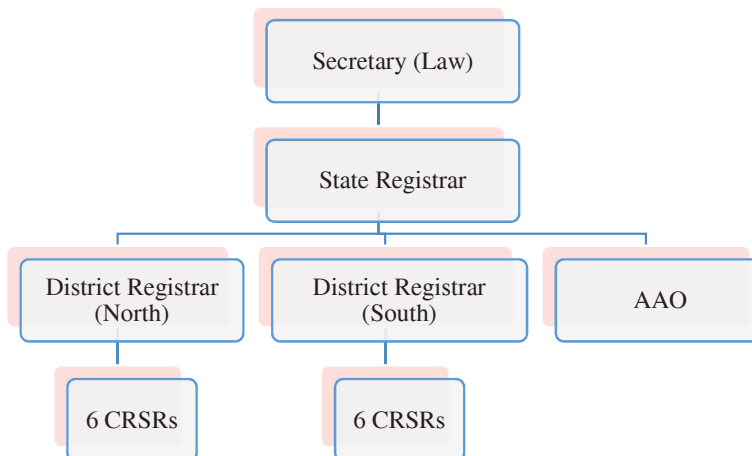
APPENDIX 2.2

(Referred to in paragraph 2.2.2)

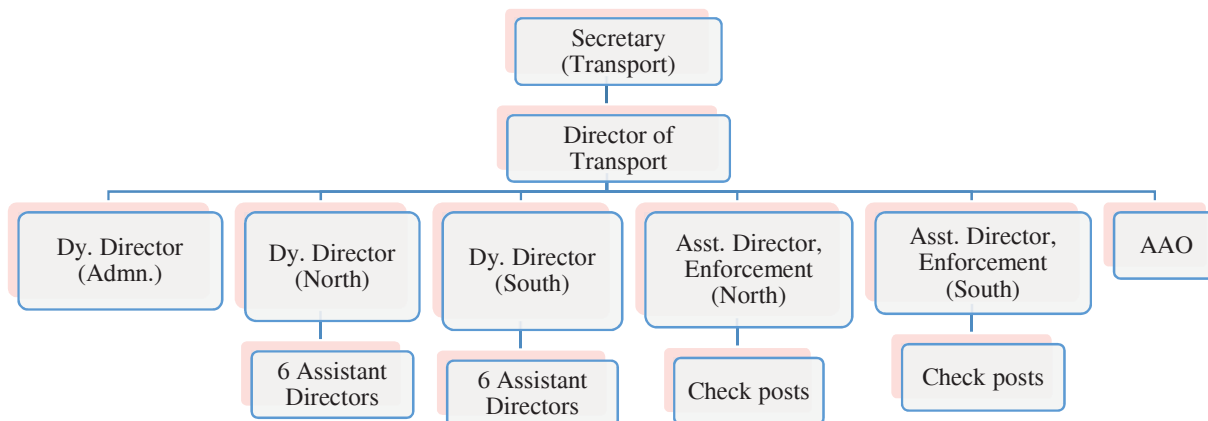
**Organisation structure
Revenue Department**



Registration Department



Transport Department



APPENDIX 2.3 A

(Referred to in paragraph 2.2.5.1)

Details of deleted receipts during the period 2013-18

	Year	2013-14	2014-15	2015-16	2016-17	2017-18	Total
Office of the Collector, North Goa	No. of Receipts deleted	66	68	86	178	72	470
	Amount	2065464	145321	150316	576988	223610	3161699 ⁴
Office of the Collector, South Goa	No. of Receipts deleted	162	135	196	39	147	679
	Amount	77769	505255	730228	60661	90210	1464123 ⁵
Sub-Divisional Office, Margao, South Goa	No. of Receipts deleted	70	15	4	2	3	94
	Amount	11789	572	1520	3500	1140	18521
Office of the Mamlatdar, Salcete	No. of Receipts deleted	89	135	90	36	88	438
	Amount	43631	117187	72560	35036	284385	552799 ⁶

APPENDIX 2.3 B

(Referred to in paragraph 2.2.6.1(i))

Cashier's response to show cause notice on embezzlement

From: Shri Rupesh V. Desai,
UDC, O/o the Mamlatdar of Salcete,
Margao, Goa.
Dated 11/08/2017

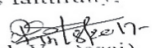
-1550-

To:
The Mamlatdar of Salcete,
Margao- Goa.

Sir,

With reference to your show cause notice vide No. Mam Sal EST 2017 dated: 11/08/2017 I kindly state that this is my first mistake of misappropriation of Government fund. So I would like respectfully submit that no action should be taken against me as this being my first mistakes. And further today I have deposited the misappropriation amount for Rs.59392/- for the year 2014-2015 and 2016-2017 as pointed by the audit party. The remaining Balance amount of Rs.72242 - for the year 2013-2014 will be deposited latest by Friday on 18/08/2017.

In view of the above aforesaid facts I therefore pray that the adverse remarks against me be withdrawn or expunged to meet the ends of justice.

Yours faithfully,

(Rupesh V. Desai)
UDC Cashier

⁴ Out of ₹ 31,61,699 major deletion of receipts was towards fees collected for conversion of land amounting to ₹ 20,10,559 and ₹ 10,66,847 collected for attestation of documents

⁵ Out of ₹ 14,64,123 major deletion of receipts was towards fees collected for attestation of documents amounting to ₹ 13,04,400

⁶ Out of ₹ 5,52,799 major deletion of receipts was towards mutation fees collected amounting to ₹ 2,22,175 and ₹ 2,39,475 towards attestation of documents

APPENDIX 3.1

(Referred to in paragraph 3.1.9)

Statement showing investments made by State Government in PSUs whose accounts were in arrears as on 31 March 2019

(₹ in lakh)

Sl. No.	Name of PSUs	Year up to which Accounts finalised	Paid up capital as per latest finalised accounts	Investment made by State Government during the years for which accounts are in arrears				
				Year	Equity	Loans	Grants	Subsidy
1	2	3	4	5	6	7	8	9
A Working Companies								
1	Goa State Horticultural Corporation Limited (GSHCL)	2013-14	499.50	2014-15	-	-	-	2265.74
				2015-16	-	-	-	2832.52
				2016-17	-	-	-	3201.27
				2017-18	-	-	-	1705.00
2	Goa State Scheduled Castes and Other Backward Classes Finance and Development Corporation Limited (GSSCOBCFDCL)	2007-08	342.88	2008-09	1.66	-	25.00	-
				2009-10	1.66	-	25.00	-
				2010-11	5.00	-	25.00	-
				2011-12	250.00	-	30.00	-
				2012-13	166.00	438.93	10.00	-
				2013-14	-	258.00	50.00	-
				2014-15	-	168.07	-	-
				2015-16	-	155.12	50.00	-
				2016-17	-	135.81	45.00	-
2017-18	-	-	347.20	-				
3	Goa State Infrastructure Development Corporation Limited (GSIDCL)	2015-16	372.00	2017-18	-	-	27000.00	-
4	Info Tech Corporation of Goa Limited (ITCGL)	2011-12	1633.47	2012-13	-	-	114.46	-
				2013-14	-	-	500.00	-
				2014-15	-	-	880.00	-
				2015-16	-	-	2400.00	-
				2016-17	-	-	-	-
2017-18	-	-	-	-				

Sl. No.	Name of PSUs	Year up to which Accounts finalised	Paid up capital as per latest finalised accounts	Investment made by State Government during the years for which accounts are in arrears				
				Year	Equity	Loans	Grants	Subsidy
1	2	3	4	5	6	7	8	9
5	Goa Forest Development Corporation Limited (GFDCL)	2014-15	268.91	2015-16	-	-	674.02	-
				2016-17	-	-	500.00	-
				2017-18	-	-	550.00	-
6	Imagine Panaji Smart City Development Limited (IPSCDL)	2016-17	99.99	2017-18	-	-	-	-
B Working Corporation								
7	Goa Industrial Development Corporation (GIDC)	2016-17	4716.93	2017-18	-	-	-	-
8	Goa Information Technology Development Corporation (GITDC)	First Accounts awaited	-	2006-07	25.00	-	-	-
				2007-08	-	-	-	-
				2008-09	-	-	-	-
				2009-10	-	-	-	-
				2010-11	-	-	1.10	-
				2011-12	-	-	-	-
				2012-13	-	-	-	-
				2013-14	-	-	-	-
				2014-15	-	-	-	-
				2015-16	-	-	-	-
2016-17	-	-	-	-				
2017-18	-	-	-	-				
Total			7933.68		449.32	1155.93	33226.78	10004.53

APPENDIX 3.2

(Referred to in paragraphs 3.1.9, 3.1.13, 3.1.14, 3.1.19 and 3.1.26)

**Summarised financial position and working results of Government Companies and Statutory Corporations
as per their latest finalised financial statements/accounts**

(Figures in columns (5) to (11) are ₹ in crore)

Sl. No.	Sector, Type & name of the PSUs	Period of accounts	Year in which accounts finalised	Net Profit/loss(-) before dividend, interest & tax	Net Profit/loss(-) after dividend, interest & tax	Turnover	Paid-up capital	Capital employed	Net Worth	Accumulated Profit(+)/ Loss(-)
1	2	3	4	5	6	7	8	9	10	11
A	Social Sector									
I	Working Government Companies									
1	Goa Forest Development Corporation Limited (GFDCL)	2014-15	2018-19	-0.31	-0.26	5.88	2.69	17.14	3.56	0.87
2	Goa Meat Complex Limited (GMCL)	2017-18	2018-19	-0.34	-0.34	4.33	0.62	1.09	1.09	0.47
3	Goa State Horticultural Corporation Limited (GSHCL)	2013-14	2017-18	0.63	0.48	118.71	5.00	6.13	4.89	-0.11
4	Goa Handicraft, Rural and Small Scale Industries Development Corporation Limited (GHRSSIDCL)	2017-18	2018-19	-0.05	-0.06	14.34	8.00	-2.91	-2.91	-10.91
5	Goa State Scheduled Castes and Other Backward Classes Finance and Development Corporation Limited (GSSCOBCFDCL)	2007-08	2017-18	0.04	-0.06	0.38	3.43	5.98	2.57	-0.86
6	Goa State Scheduled Tribes Finance and Development Corporation Limited (GSSTFDCL)	2017-18	2018-19	0.31	0.31	2.73	40.50	43.03	41.95	1.45
7	Goa State Infrastructure Development Corporation Limited (GSIDCL)	2016-17	2017-18	69.49	4.66	527.03	3.72	680.60	29.07	25.35
8	Sewage and Infrastructural Development Corporation Limited (SIDCL)	2017-18	2018-19	5.14	3.59	9.12	7.55	192.85	23.64	16.09

Sl. No.	Sector, Type & name of the PSUs	Period of accounts	Year in which accounts finalised	Net Profit/loss(-) before dividend, interest & tax	Net Profit/loss(-) after dividend, interest & tax	Turnover	Paid-up capital	Capital employed	Net Worth	Accumulated Profit(+)/ Loss(-)
1	2	3	4	5	6	7	8	9	10	11
9	Imagine Panaji Smart City Development Limited (IPSCDL)	2016-17	2017-18	0.01	0.01	0.07	1.00	1.01	1.01	0.01
Total A (I)				74.92	8.33	682.59	72.51	944.92	104.87	32.36
II	Non-working Government Companies			NIL						
Total A (I) + A(II)				74.92	8.33	682.59	72.51	944.92	104.87	32.36
B	Competitive Environment Sector									
I	Working Government Companies									
10	Goa Tourism Development Corporation Limited (GTDCL)	2017-18	2018-19	1.35	1.35	37.58	22.65	21.09	19.36	-3.29
11	Kadamba Transport Corporation Limited (KTCL)	2017-18	2018-19	-7.59	-11.04	169.69	94.64	-43.16	-118.16	-212.80
Total B(I)				-6.24	-9.69	207.27	117.29	-22.07	-98.80	-216.09
II	Non-working Government Companies			NIL						
Total B (I) + B(II)				-6.24	-9.69	207.27	117.29	-22.07	-98.80	-216.09
C	Other Sector									
I	Working Government Companies									
12	EDC Limited (EDCL)	2017-18	2018-19	115.78	56.36	117.48	100.92	528.58	335.24	234.32
13	Info Tech Corporation of Goa Limited (ITCGL)	2011-12	2018-19	0.68	0.36	6.73	16.33	17.35	17.35	1.02
14	Goa Electronics Limited (GEL)	2017-18	2018-19	0.70	0.44	16.72	1.80	-19.06	-19.06	-20.86
Total C (I)				117.16	57.16	140.93	119.05	526.87	333.53	214.48
II	Non-working Government Companies			NIL						
15	Goa Auto Accessories Limited (GAAL)	2017-18	2018-19	0.00	-2.31	0.05	5.59	-14.19	-14.19	-19.78
Total C (II)				0.00	-2.31	0.05	5.59	-14.19	-14.19	-19.78
Total C (I) + C (II)				117.16	54.85	140.98	124.64	512.68	319.34	194.70

Audit Report for the year ended 31 March 2018

Sl. No.	Sector, Type & name of the PSUs	Period of accounts	Year in which accounts finalised	Net Profit/loss(-) before dividend, interest & tax	Net Profit/loss(-) after dividend, interest & tax	Turnover	Paid-up capital	Capital employed	Net Worth	Accumulated Profit(+)/ Loss(-)
1	2	3	4	5	6	7	8	9	10	11
III	Working Statutory Corporation									
16	Goa Industrial Development Corporation (GIDC)	2016-17	2017-18	-5.64	-5.65	43.56	50.76	98.92	98.92	48.16
17	Goa Information Technology Development Corporation (GITDC)	First Accounts Awaited								
Total C (III)				-5.64	-5.65	43.56	50.76	98.92	98.92	48.16
IV	Non-Working Statutory Corporations			NIL						
Total C (III) + C (IV)				-5.64	-5.65	43.56	50.76	98.92	98.92	48.16
Total C (I) + C(II) + C(III) +C(IV)				111.52	49.20	184.54	175.40	611.60	418.26	242.86
D	Working Government Companies			185.84	55.80	1030.79	308.85	1449.72	339.60	30.75
E	Working Statutory Corporation			-5.64	-5.65	43.56	50.76	98.92	98.92	48.16
Total of Working PSUs				180.20	50.15	1074.35	359.61	1548.64	438.52	78.91
F	Non-working Government Companies			0.00	-2.31	0.05	5.59	-14.19	-14.19	-19.78
G	Non-working Statutory Corporation			0.00	0.00	0.00	0.00	0.00	0.00	0.00
Total of Non-Working PSUs				0.00	-2.31	0.05	5.59	-14.19	-14.19	-19.78
Grand Total				180.20	47.84	1074.40	365.20	1534.45	424.33	59.13

APPENDIX 3.3

(Referred to in paragraph 3.1.3)

Statement showing particulars of up to date paid-up capital and loans outstanding as on 31 March 2018 in respect of PSUs (*i.e.* Government Companies and Statutory Corporations) which had finalised accounts for 2017-18 or as per position (unaudited) as on 31 March 2018 furnished by the PSUs which had not finalised its accounts for 2017-18

(Figures in columns 3(a) to 4(d) are ₹ in crore)

Sl. No.	Sector and Name of the Company	Paid-up Capital*				Loans outstanding at the close of 2017-18			
		State Government	Central Government	Others	Total	State Government	Central Government	Others	Total
(1)	(2)	3(a)	3(b)	3(c)	3(d)	4(a)	4(b)	4(c)	4(d)
A WORKING COMPANIES									
(i) Social Sector									
1	Goa Forest Development Corporation Limited (GFDCL)	2.69	-	-	2.69	-	-	-	-
2	Goa Meat Complex Limited (GMCL)	0.25	0.24	0.13	0.62	-	-	-	-
3	Goa State Horticultural Corporation Limited (GSHCL)	5.00	-	-	5.00	1.24	-	-	1.24
4	Goa Handicrafts, Rural and Small Scale Industries Development Corporation Limited (GHRSSIDCL)	7.83	0.17	-	8.00	-	-	-	-
5	Goa State Scheduled Castes and Other Backward Classes Finance and Development Corporation Limited (GSSCOBCFDCL)	6.12	1.58	-	7.70	-	-	8.60	8.60
6	Goa State Scheduled Tribes Finance and Development Corporation Limited (GSSTFDCL)	31.10	9.40	-	40.50	-	-	-	-
7	Goa State Infrastructure Development Corporation Limited (GSIDCL)	3.66	-	0.06	3.72	-	-	803.07	803.07
8	Sewage and Infrastructural Development Corporation Limited (SIDCL)	7.55	-	-	7.55	-	-	169.21	169.21
9	Imagine Panaji Smart City Development Limited (IPSCDL)	1.00	-	-	1.00	-	-	-	-
Total A(i)		65.20	11.39	0.19	76.78	1.24	-	980.88	982.12

Sl. No.	Sector and Name of the Company	Paid-up Capital*				Loans outstanding at the close of 2017-18			
		State Government	Central Government	Others	Total	State Government	Central Government	Others	Total
(1)	(2)	3(a)	3(b)	3(c)	3(d)	4(a)	4(b)	4(c)	4(d)
(ii) Competitive Environment									
10	Goa Tourism Development Corporation Limited (GTDCL)	22.65	-	-	22.65	2.60	-	-	2.60
11	Kadamba Transport Corporation Limited (KTCL)	94.64	-	-	94.64	-	-	-	-
Total A (ii)		117.29	-	-	117.29	2.60	-	-	2.60
(iii) Others									
12	EDC Limited (EDCL)	86.20	-	14.72	100.92	-	-	51.35	51.35
13	Info Tech Corporation of Goa Limited (ITCGL)	13.15	-	3.19	16.34	-	-	34.04	34.04
14	Goa Electronics Limited (GEL) (Subsidiary of EDC Limited)	-	-	1.80	1.80	-	-	-	-
Total A (iii)		99.35	-	19.71	119.06	-	-	85.39	85.39
Total A (i) + (ii) + (iii)		281.84	11.39	19.90	313.13	3.84	-	1066.27	1070.11
B Working Statutory Corporations									
<i>Others</i>									
15	Goa Industrial Development Corporation (GIDC)	18.02	32.73	-	50.75	-	-	-	-
16	Goa Information Technology Development Corporation (GITDC)	0.25	-	-	0.25	-	-	-	-
Total (B)		18.27	32.73	-	51.00	-	-	-	-
C Non-Working Companies									
<i>Others</i>									
17	Goa Auto Accessories Limited (GAAL) (Subsidiary of EDC Limited)	-	-	5.59	5.59	-	-	-	-
Total (C)		-	-	5.59	5.59	-	-	-	-
D Non Working Statutory Corporations									
Grand Total (A + B + C + D)		300.11	44.12	25.49	369.72	3.84	-	1066.27	1070.11

* Paid-up capital includes share application money

Loans outstanding at the close of 2017-18 represent long term loans only excluding interest thereon

APPENDIX 3.4

(Referred to in paragraph 3.1.9)

Arrears of Accounts as on 31 March 2019

Sl. No.	Name of the PSU	Administrative Department	Year for which accounts are in arrear	Number of accounts in arrear
COMPANIES				
1	Goa State Horticultural Corporation Limited (GSHCL)	Agriculture	2014-15 to 2017-18	04
2	Info Tech Corporation of Goa Limited (ITCGL)	Information Technology	2012-13 to 2017-18	06
3	Goa Forest Development Corporation Limited (GFDCL)	Forest	2015-16 to 2017-18	03
4	Goa State Scheduled Caste and Other Backward Classes Finance and Development Corporation Limited (GSSCOBCFDCL)	Social Welfare	2008-09 to 2017-18	10
5	Goa State Infrastructure Development Corporation Limited (GSIDCL)	Finance	2017-18	01
6	Imagine Panaji Smart City Development Limited (IPSCDL)	Urban Development	2017-18	01
CORPORATIONS				
7	Goa Information Technology Development Corporation (GITDC)	Information Technology	2006-07 to 2017-18	12
8	Goa Industrial Development Corporation (GIDC)	Industries, Trade & Commerce	2017-18	01
Total				38

APPENDIX 3.5

(Referred to in Para 3.1.17)

Statement showing State Government funds infused in State PSUs during the period from 2000-01 to 2017-18

(₹ in crore)

A. Social Sector														
Sl.No.	1		2		3		4		5		6		7	
Year	Goa Forest Development Corpn. Ltd. (GFDCL)		Goa Meat Complex Ltd. (GMCL)		Goa State Horticultural Corpn. Ltd. (GSHCL)		Goa Handicrafts, Rural and Small Scale Industries Development Corpn. Ltd. (GHRSSIDCL)		Goa State Scheduled Castes and Other Backward Classes Finance and Development Corpn. Ltd. (GSSCOBCFDCL)		Goa State Scheduled Tribes Finance and Development Corpn. Ltd. (GSSTFDCL)		Goa State Infrastructure Development Corpn. Ltd. (GSIDCL)	
	Equity	IFL[#]	Equity	IFL	Equity	IFL	Equity	IFL	Equity	IFL	Equity	IFL	Equity	IFL
2000-01	0.50	-	0.25	-	0.74	-	2.33	-	1.23	-	0.00	-	0.00	-
2001-02	0.00	-	0.00	-	0.20	-	1.00	-	0.05	-	0.00	-	3.10	-
2002-03	0.00	-	0.00	-	0.29	-	0.00	-	0.32	-	0.00	-	0.00	-
2003-04	0.00	-	0.00	-	0.44	-	0.00	-	0.05	-	0.00	-	0.00	-
2004-05	2.00	-	0.00	-	3.30	0.62	0.00	-	0.05	-	1.00	-	0.00	-
2005-06	0.00	-	0.00	-	0.03	0.62	0.00	-	0.05	-	1.00	-	-0.05	-
2006-07	0.00	-	0.00	-	0.00	-	3.00	-	0.05	-	0.50	-	0.00	-
2007-08	0.19	-	0.00	-	0.00	-	1.00	-	0.05	-	1.00	-	0.00	-
2008-09	0.00	-	0.00	-	0.00	-	0.00	-	0.05	-	1.05	-	0.00	-
2009-10	0.00	-	0.00	-	0.00	-	0.50	-	0.01	-	2.88	-	0.61	-
2010-11	0.00	-	0.00	-	0.00	-	0.00	-	0.05	-	8.17	-	0.00	-
2011-12	0.00	-	0.00	-	0.00	-	0.00	-	2.50	-	9.40	-	0.00	-
2012-13	0.00	-	0.00	-	0.00	-	0.00	-	1.66	-	5.60	-	0.00	-
2013-14	0.00	-	0.00	-	0.00	-	0.00	-	0.00	-	0.00	-	0.00	-
2014-15	0.00	-	0.00	-	0.00	-	0.00	-	0.00	-	0.00	-	0.00	-
2015-16	0.00	-	0.00	-	0.00	-	0.00	-	0.00	-	0.50	-	0.00	-
2016-17	0.00	-	0.00	-	0.00	-	0.00	-	0.00	-	0.00	-	0.00	-
2017-18	0.00	-	0.00	-	0.00	-	0.00	-	0.00	-	0.00	-	0.00	-
Total	2.69	-	0.25	-	5.00	1.24	7.83	-	6.12	-	31.10	-	3.66	-

[#] IFL = Interest Free Loans

(*₹ in crore*)

A. Social Sector				B. Competitive Environment Sector				C. Other Sector						
Sl.No.	8		9		10		11		12		13		14*	
Year	Sewage and Infrastructural Development Corporation Limited (SIDCL)		Imagine Panaji Smart City Development Limited (IPSCDL)		Goa Tourism Development Corporation Limited (GTDCL)		Kadamba Transport Corporation Limited (KTCL)		EDC Limited (EDCL)		Info Tech Corporation of Goa Limited (ITCGL)		Goa Electronics Limited (GEL)	
	Equity	IFL	Equity	IFL	Equity	IFL	Equity	IFL	Equity	IFL	Equity	IFL	Equity	IFL
2000-01	0.00	-	0.00	-	5.24	-	22.91	-	23.20	-	0.00	-	0.00	-
2001-02	0.00	-	0.00	-	2.50	-	0.00	-	3.50	-	0.00	-	0.00	-
2002-03	0.00	-	0.00	-	1.00	-	0.00	-	3.50	-	0.00	-	0.00	-
2003-04	2.05	-	0.00	-	7.20	-	0.00	-	3.00	-	0.00	-	0.00	-
2004-05	0.00	-	0.00	-	4.41	-	3.00	-	1.00	-	0.00	-	0.00	-
2005-06	-0.05	-	0.00	-	0.00	-	0.03	-	1.00	-	13.15	-	0.00	-
2006-07	0.00	-	0.00	-	1.00	1.00	10.65	-	16.00	-	0.00	-	0.00	-
2007-08	2.80	-	0.00	-	0.00	-	6.00	-	15.00	-	0.00	-	0.00	-
2008-09	0.45	-	0.00	-	1.30	6.39	3.00	-	15.00	-	0.00	-	0.00	-
2009-10	0.30	-	0.00	-	0.00	-	3.30	-	5.00	-	0.00	-	0.00	-
2010-11	0.50	-	0.00	-	0.00	-0.60	3.75	-	0.00	-	0.00	-	0.00	-
2011-12	0.50	-	0.00	-	0.00	-1.33	7.00	-	0.00	-	0.00	-	0.00	-
2012-13	0.50	-	0.00	-	0.00	-	30.00	-	0.00	-	0.00	-	0.00	-
2013-14	0.50	-	0.00	-	0.00	-0.53	0.00	-	0.00	-	0.00	-	0.00	-
2014-15	0.00	-	0.00	-	0.00	-0.53	0.00	-	0.00	-	0.00	-	0.00	-
2015-16	0.00	-	0.00	-	0.00	-0.53	5.00	-	0.00	-	0.00	-	0.00	-
2016-17	0.00	-	1.00	-	0.00	-0.72	0.00	-	0.00	-	0.00	-	0.00	-
2017-18	0.00	-	0.00	-	0.00	-0.54	0.00	-	0.00	-	0.00	-	0.00	-
Total	7.55	-	1.00	-	22.65	2.60	94.64	-	86.20	-	13.15	-	0.00	-

* Goa Electronics Limited is subsidiary of EDC Limited. Hence, there is no direct investment of State Government.

(₹ in crore)

C. Other Sector								Total	
Sl.No.	15 *		16		17				
Year	Goa Auto Accessories Limited (GAAL)		Goa Industrial Development Corporation (GIDC)		Goa Information Technology Development Corporation (GITDC)				
	Equity	IFL	Equity	IFL	Equity	IFL	Equity	IFL	
2000-01	0.00	-	17.73	-	0.00	-	74.13	0.00	
2001-02	0.00	-	0.00	-	0.00	-	10.35	0.00	
2002-03	0.00	-	0.05	-	0.00	-	5.16	0.00	
2003-04	0.00	-	0.12	-	0.00	-	12.86	0.00	
2004-05	0.00	-	0.12	-	0.00	-	14.88	0.62	
2005-06	0.00	-	0.00	-	0.00	-	15.16	0.62	
2006-07	0.00	-	0.00	-	0.00	-	31.20	1.00	
2007-08	0.00	-	0.00	-	0.00	-	26.04	0.00	
2008-09	0.00	-	0.00	-	0.00	-	20.85	6.39	
2009-10	0.00	-	0.00	-	0.25	-	12.85	0.00	
2010-11	0.00	-	0.00	-	0.00	-	12.47	-0.60	
2011-12	0.00	-	0.00	-	0.00	-	19.40	-1.33	
2012-13	0.00	-	0.00	-	0.00	-	37.76	0.00	
2013-14	0.00	-	0.00	-	0.00	-	0.50	-0.53	
2014-15	0.00	-	0.00	-	0.00	-	0.00	-0.53	
2015-16	0.00	-	0.00	-	0.00	-	5.50	-0.53	
2016-17	0.00	-	0.00	-	0.00	-	1.00	-0.72	
2017-18	0.00	-	0.00	-	0.00	-	0.00	-0.54	
Total	0.00	-	18.02	-	0.25	-	300.11	3.84	

* Goa Auto Accessories Limited is subsidiary of EDC Limited. Hence, there is no direct investment of State Government.

APPENDIX 3.6

(Referred to in paragraph 3.2.6.2)

List of Key modules in the *TenderWizard* that were not implemented

Sl. No.	Name of the module	Intended objectives/benefits	Impact due to non-implementation
1	Dynamic vendor database	Creation of database of contractors/vendors who fulfill pre-determined criteria for bidding, based on their qualification, registration details, technical capabilities, financial performance, past experience, <i>etc.</i> , to verify and declare a bidder as qualified based on the availability of the aforesaid documents along with the bid.	The bidders had to upload scanned copy of all documents (including those proving registration details) in each tender for verification and evaluation. The vendor profile was, thus, not built in the <i>TenderWizard</i> , which defeated the utility of the module and the objective of efficiency.
2	Award of contract	Online evaluation of bids received against a tender by generating comparative statement and conclusion of e-Tender either by award of contract or cancellation of tender or re-tender.	The <i>TenderWizard</i> was not used after generation of comparative statement of bids. Consequently, there was no information on award of contracts in the system and it was impossible to know from the system whether the lowest (L1) bidder was awarded the contract, resulting in lack of end-to-end control and transparency in award of contract.
3	Management of tender contract operations	Automation of processes after issuance of work/purchase order and before final payment of bills to successful bidder, thereby enabling the buyers and the Government to have an overview of works in progress and build a repository of information that could be used to measure the performance of successful bidders.	Buyers were deprived of contract management information for future technical bid evaluation and had to rely on the information provided by the bidder.
4	Re-tendering	Re-tendering an e-Tender with no response till a suitable bid was received.	Information on re-tenders and its linkage/relation to the original tender was not clear. Neither the original tender indicated that it has been re-tendered nor did the new/re-tender refer to the original tender along with the reason for re-tendering. The number of re-tendered works during 2013-18 was unavailable in the <i>TenderWizard</i> as the module was not operationalised.

(Source: *TenderWizard* website and information provided by ITG)

APPENDIX 3.7

(Referred to in paragraph 3.2.8.1)

Details of some tenders where buyers delayed release of tender documents

Sl. No.	Buyer	Tender number	Estimated cost (₹ in lakh)	Due date/time for receipt of bids	Vendor	Date of payment of TDF/TPF	Date/time of release of tender documents by buyer
1	GSUDA	43/3/GSUDA/e-Tender/11/17-18/1296 (Line No. 01)	237.53	16/10/2017 15:00	Vendor 1	12/10/2017 12:00	12/10/2017 12:10
					Vendor 2		16/10/2017 13:10
2	PWD	PWD/DIV.XVIII R/Tech/2013/F-5/29 (Line No. 01)	694.60	23/08/2013 14:05	Vendor 1	22/08/2013 12:00	22/08/2013 16:50
					Vendor 2		23/08/2013 10:10
					Vendor 3	20/08/2013 12:00	22/08/2013 11:20
					Vendor 4		23/08/2013 12:30
3	WRD	9/WDI/WRD/Accts/16-17/e36 (Line No. 03)	25.19	28/09/2017 23:59	Vendor 1	20/12/2016 12:00	26/09/2017 17:40
					Vendor 2		28/09/2017 17:10
		WRD/WDII/ASW/F.17/36e/2013-14 (Line No. 73/201)	14.17	09/01/2014 17:00	Vendor 1	02/01/2014 12:00	07/01/2014 12:20
					Vendor 2		09/01/2014 16:40
		WRD/WDII/ASW/F.17/36e/2013-14 (Line No. 74/201)	12.00		Vendor 1		07/01/2014 12:30
					Vendor 2		09/01/2014 16:40
		WRD/WDII/ASW/F.17/36e/2013-14 (Line No. 75/201)	9.78		Vendor 1		07/01/2014 12:30
					Vendor 2		09/01/2014 16:40
		WRD/WDII/ASW/F.17/36e/2013-14 (Line No. 76/201)	8.57		Vendor 1		07/01/2014 12:30
					Vendor 2		09/01/2014 16:40
		WRD/WDII/ASW/F.17/36e/2013-14 (Line No. 77/201)	6.90		Vendor 1		07/01/2014 12:40
					Vendor 2		09/01/2014 16:50
		WRD/WDII/ASW/F.17/36e/2013-14 (Line No. 78/201)	5.99		Vendor 1		07/01/2014 12:40
					Vendor 2		09/01/2014 16:50

4	GED	EE/Div-I/Tender-I GEN/21214 (Line No. 01)	40.09	26/02/2014 16:00	Vendor 1	24/02/2014 12:00	25/02/2014 15:20
					Vendor 2		26/02/2014 12:50
	03/2013-14/485 (Line No. 14/13-14)	22.28	29/07/2013 16:00	Vendor 1	22/07/2013 12:00	26/07/2013 15:00	
				Vendor 2		29/07/2013 13:20	
5	ITG	ITG-IT/748/SupplyNetbooks/ 2013-14	0	06/08/2013 10:00	Vendor 1	29/07/2013 12:00	29/07/2013 16:40
					Vendor 2		31/07/2013 12:10
					Vendor 3		31/07/2013 12:10
					Vendor 4		05/08/2013 17:00
					Vendor 5	22/07/2013 12:00	23/07/2013 15:50
					Vendor 6		24/07/2013 17:30
					Vendor 7	26/07/2013 12:00	29/07/2013 09:30
					Vendor 8		31/07/2013 12:00
					Vendor 9	18/07/2013 12:00	23/07/2013 15:50
					Vendor 10		25/07/2018 17:30
6	DAHVS	9-1/21/Med/2013-14/1888 (Line No. 01)	0	21/08/2013 15:00	Vendor 1	20/07/2013 12:00	05/08/2013 12:40
					Vendor 2		14/08/2013 12:10
7	GTDC	GTDC Tourism Services/2014-15/3004 (Line No. 01)	0	05/12/2014 15:30	Vendor 1	29/11/2014 12:00	02/12/2014 17:30
					Vendor 2		05/12/2014 16:00
					Vendor 3	10/11/2014 12:00	02/12/2014 17:30
					Vendor 4		04/12/2014 12:40
	GTDC Tourism Services/2014-15 (Line No. 01)	0	18/02/2015 15:30	Vendor 1	09/02/2015 12:00	09/02/2015 15:20	
				Vendor 2		16/02/2015 11:00	
GTDC Tourism Services/2015-16/1361 (Line No. 04)	0	10/08/2015 17:30	Vendor 1	20/07/2015 12:00	06/08/2015 17:40		
			Vendor 2		10/08/2015 17:10		
8	DSDE	SDCT/PUR/eTender/ 2014-15/001/2551 (Line No. 003)	29.17	01/08/2014 18:00	Vendor 1	17/07/2014 12:00	30/07/2014 13:50
					Vendor 2		01/08/2014 17:20
9	SIDCGL	SIDCGL/Admn-7/4464/15-16 (Line No. 01)	0	06/08/2015 15:00	Vendor 1	03/07/2015 12:00	13/07/2015 13:10
					Vendor 2		06/08/2015 14:50

Audit Report for the year ended 31 March 2018

10	BMC	04/BMC/Tech/2013-14/477 (Line No. 01)	9.10	09/07/2013 17:00	Vendor 1	03/07/2013 12:00	08/07/2013 12:40
					Vendor 2		09/07/2013 14:30
					Vendor 3	01/07/2013 12:00	08/07/2013 12:50
					Vendor 4		09/07/2013 14:30
					Vendor 5	29/06/2013 12:00	08/07/2013 12:50
					Vendor 6		09/07/2013 13:00
					Vendor 7		09/07/2013 14:30
11	DoT	Luso-Games/2013/Fin/ DesignConsultant/14 (Line No. 01)	0	19/08/2013 15:30	Vendor 1	06/08/2013 12:00	07/08/2013 16:30
					Vendor 2		08/08/2013 09:40
					Vendor 3		13/08/2013 16:50
			1115.37				

(Source: Database provided by ITG)

(DAHVS - Directorate of Animal Husbandry & Veterinary Services; SIDCGL - Sewage & Infrastructural Development Corporation of Goa Ltd.; BMC - Bicholim Municipal Council; DoT - Department of Tourism). Estimated cost of tender was unavailable in the *TenderWizard* for Sl. No. 5, 6, 7, 9 and 11

APPENDIX 3.8

(Referred to in paragraph 3.2.9.1)

Delay in opening tenders after their authorisation

Buyer	Tender authorisation to bid receipt						Bid receipt to tender opening					
	Delay between 91 and 180 days		Delay between 181 and 365 days		Delay beyond 365 days		Delay between 91 and 180 days		Delay between 181 and 365 days		Delay beyond 365 days	
	No. of tenders	Estimated cost (₹ in crore)	No. of tenders	Estimated cost (₹ in crore)	No. of tenders	Estimated cost (₹ in crore)	No. of tenders	Estimated cost (₹ in crore)	No. of tenders	Estimated cost (₹ in crore)	No. of tenders	Estimated cost (₹ in crore)
Public Works Department	66	16.34	12	1.23	-	-	3	4.37	6	0.78	-	-
Water Resources Department	20	8.86	11	8.54	6	0.48	47	39.35	4	3.77	-	-
Goa Tourism Development Corporation Ltd.	19	3.59	3	0	-	-	12	8.70	2	0	-	-
Goa Electricity Department	11	173.58	1	0.10	-	-	2	10.64	-	-	-	-
District Rural Development Agency, North Goa	9	1.47	-	-	-	-	-	-	-	-	-	-
Corporation of the City of Panaji	5	0.39	-	-	-	-	-	-	-	-	-	-
District Rural Development Agency, South Goa	5	0.94	-	-	-	-	-	-	-	-	-	-
Goa Dental College and Hospital	4	0	-	-	-	-	-	-	-	-	-	-
River Navigation Department	4	0	-	-	-	-	-	-	-	-	-	-
Directorate of Panchayats	3	0.23	4	0.32	3	0.23	-	-	-	-	-	-
Goa Medical College	3	0	-	-	-	-	-	-	-	-	-	-
Directorate of Civil Aviation	2	0	-	-	-	-	1	0	-	-	-	-

Audit Report for the year ended 31 March 2018

Goa Engineering College	1	0	-	-	-	-	-	-	-	-	-	-
Goa Forest Development Corporation	1	0	-	-	-	-	-	-	-	-	-	-
Directorate of Health Services	1	0	2	0	-	-	-	-	-	-	-	-
Directorate of Transport	1	0	-	-	-	-	1	0	1	0	-	-
Directorate of Fisheries	1	0	1	0	-	-	-	-	-	-	-	-
Kadamba Transport Corporation Ltd.	1	0.98	-	-	-	-	-	-	-	-	-	-
Margao Municipal Council	1	0.14	-	-	-	-	-	-	-	-	-	-
Shree Mallikarjun College of Arts and Commerce	1	0	-	-	-	-	-	-	-	-	-	-
Department of Information Technology	1	0	-	-	-	-	-	-	-	-	-	-
Infotech Corporation of Goa Ltd.	1	0	1	0	-	-	-	-	-	-	-	-
Captain of Ports Department	-	-	-	-	-	-	-	-	-	-	1	0
Sewage and Infrastructure Development Corporation of Goa Ltd.	-	-	-	-	-	-	2	16.73	-	-	-	-
Department of Tourism	-	-	-	-	-	-	-	-	1	0	-	-
Goa Police	-	-	-	-	-	-	-	-	1	0	-	-
Total	161	206.52	35	10.18	9	0.71	68	79.79	15	4.55	1	0

(Source: Database provided by ITG)

APPENDIX 3.9

(Referred to in paragraph 3.2.10.1)

Activities performed by buyers after expiration of validity of their DSCs

Sl. No.	Buyer	Number of activities	Activities performed
1	Agriculture Department	1	EMD e-payment approved.
2	Captain of Ports Department	1	EMD e-payment approved.
3	Department of Information and Publicity	4	EMD e-payment approved; Form fee e-payment approved; Processing fee e-payment approved; Tender form requested by vendor.
4	Department of Information Technology	2	Form fee e-payment processed; Tender snapshot generated for stage cost.
5	Department of Printing and Stationary	3	Form fee e-payment processed; Processing fee e-payment approved.
6	Department of Tourism	3	Form fee e-payment processed; Processing fee e-payment approved; Tender form requested by vendor.
7	Directorate of Art and Culture	4	Mandatory tender documents defined; Tender created.
8	Directorate of Education	8	Tender notification authorised (Level-1); Corrigendum created/approved/uploaded/modified; Tender created.
9	Directorate of Fire and Emergency Services	3	Form fee e-payment processed; Processing fee e-payment approved; Tender form requested by vendor.
10	Directorate of Fisheries	4	Corrigendum created/modified/approved/uploaded.
11	Directorate of Panchayats	9	EMD refund process initiated/confirmed; EMD refund report generated.
12	Goa Electricity Department	15	EMD approved (Level-1); Vendor auto-disqualified; EMD e-payment processed; Form fee e-payment processed; Techno-commercial bid opened (Level-2); Processing fee e-payment approved; Vendor disqualified; Tender form requested by vendor.
13	Goa Medical College	1	Processing fee e-payment approved.
14	Goa State Urban Development Agency	3	Form fee e-payment processed; Processing fee e-payment approved; Tender form requested by vendor.
15	Goa Tourism Development Corporation Ltd.	10	EMD e-payment processed; Form fee e-payment processed; Processing fee e-payment approved; Tender form requested by vendor.
16	Government Polytechnic, Curchorem	1	EMD e-payment processed.
17	Kadamba Transport Corporation Ltd.	3	Form fee e-payment processed; Processing fee e-payment approved; Tender form requested by vendor.
18	Mapusa Municipal Council	3	Form fee e-payment processed; Tender snapshot generated for stage cost.
19	Valpoi Municipal Council	10	Corrigendum created/modified/approved/uploaded; Form fee e-payment processed; Tender form requested by vendor.
Total		88	