

## **Appendix-2.1.1**

### **Details of interventions provided in PMGSY**

*(Reference: Paragraph no 2.1.1; page no 09)*

#### **1. State level Agency**

The State Government was to identify a dedicated State Level Agency for the State with overall responsibility for rural road planning, programme execution and management. Accordingly, State Rural Roads Development Agency (SRRDA) was established for the implementation of the programme.

#### **2. Executing agency**

A Programme Implementation Unit (PIU), entirely directed towards the programme, was to be set up in all the districts for planning, co-ordinating and implementing the scheme activities. All PIUs were to be manned by competent technical personnel. Accordingly, PIUs of Public Works Department and Rural Engineering Department was set up in 42 and 33 districts respectively.

#### **3. State Technical Agency**

State Technical Agencies (STAs), mainly National Institutes of Technology and Government engineering colleges of repute were to be identified in consultation with the State Government to advise and assist PIUs by scrutinising the project proposals, providing requisite technical support, and undertaking training programmes.

#### **4. Master plan and core network of roads**

A master plan for each block indicating the habitations in that block and the existing status of road connectivity, including the proposed new construction as well as roads requiring upgradation was to be prepared. Roads constructed under other schemes such as Rural Infrastructural Development Fund (RIDF), externally aided projects or State/District sector schemes were also be clearly specified. This was thereupon be integrated into a District Master Plan, to be called the District Rural Roads Plan (DRRP).

The core network is a subset of DRRP and represents the minimum network that ensures connectivity to all the eligible habitations through single all weather roads. This enables connectivity with the nearest market centre (either existing or a potential one). This network is the minimum network that is to be kept in good condition. The core network consists of both through and link routes. Through routes are the roads which collect traffic from several link routes or a long chain of habitations and lead it to marketing centres. Link routes are the roads connecting a single habitation or a group of habitations to through routes or district roads leading to market centres.

#### **5. Online Management & Monitoring System**

A web-based Online Management & Monitoring and Accounting System (OMMAS) was provided in the scheme with the modules for en-compassing each process of PMGSY.

## **6. Streamlined administration and accounting**

State Rural Roads Development Agency was to be set up at the State level with the task of functioning as the dedicated agency of the state nodal department for rural roads to ensure the integrated development of all rural roads schemes, including PMGSY. Funds for PMGSY programme are routed to State Rural Roads Development Agency and are operated by the designated officers in each of the district PIUs, under a works accounting system specifically designed for PMGSY by the Institute of Public Auditors of India.

## **7. Operations Manual**

An operations manual was also provided to be utilised in the implementation of projects cleared under PMGSY.

## **8. Rural Roads Manual**

Following the launch of PMGSY, a separate 'Rural Roads Manual' was published as an IRC publication (IRC: SP 20–2002) in supersession of the earlier manuals for rural roads construction. All the works were to be carried out as per the specification provided in the manual.

## **9. Book of Specifications and Standard Data Book**

In order to streamline the process of estimating and to standardise contracts, a separate book of specifications and standard data book was prepared for rural roads. State government was to publish annual schedule of rates for rural roads based on these documents.

## **10. Standard Bidding Documents**

To standardise the tendering process of the states, a Standard Bidding Document (SBD) was developed by GoI to be used for executing the contract bonds for the works under PMGSY.

## **11. System for Asset Management**

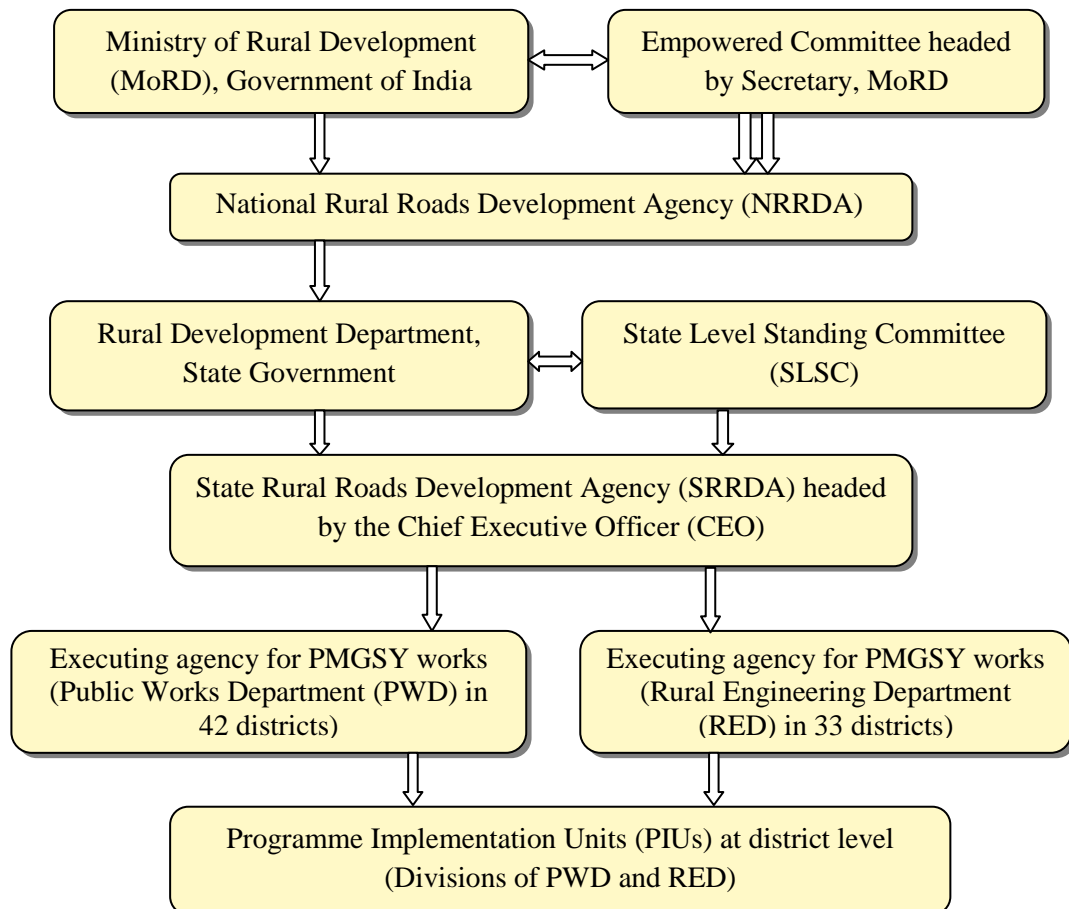
Ways and means was to be ensured by the State Government for regular and systematic maintenance of the assets created under PMGSY. The State Government was expected to take steps to build up capacity in the *Zila Panchayats* and devolve funds and functionaries unto them to enable them to manage maintenance contracts for rural roads. The State Government issued order (November 2010) that all PMGSY roads would be transferred to PWD after contracted five years period for further upkeep.

(Source: Operations manual of PMGSY).

### Appendix-2.1.2

## Organogram of PMGSY

(Reference: Paragraph no. 2.1.2; page no 09)



(Source: Operations manual of PMGSY and Information collected from the Government).

### Appendix-2.1.3

#### Phase-wise position of sanction of funds and expenditure thereagainst during 2000-15

(Reference: Paragraph no. 2.1.6.1; page no 11 )

(₹ in crore)

Phase	Year of sanction	No. of roads	Length (km.)	Cost of sanctioned works	Releases of funds (per cent to col. 5)	Expenditure upto March 2015 (per cent to col. 6)
1	2	3	4	5	6	7
1.	2000-01	5,046	8,212.54	315.01	315.01 (100)	314.97 (100)
2.	2001-02	1,332	2,482.73	487.13	594.76 (122)	487.20 (82)
3.	2003-04	2,019	4,087.44	1,019.90	960.54 (94)	924.25 (96)
4.	2004-05	2,301	4,230.69	1,007.76	803.88 (80)	896.64 (112)
5.	2005-06	2,881	8,093.76	2,289.76	2,289.76 (100)	2003.04 (87)
6.	2006-07	817	6,364.42	2,177.76	2,113.88 (97)	2041.53(97)
7.	2007-08	1,310	8,011.26	2,821.77	2,396.19 (85)	2,666.18 (111)
8.	2009-11	262	675.80	267.62	184.78 <sup>1</sup> (69)	167.45 (91)
9.	2011-12	555	956.92	424.88	203.76 (48)	273.74 (134)
10.	2012-13	1,846	8,230.11	3,147.72	1,280.36 (41)	1,624.77 (127)
Expenditure from interest earned in programme fund					310.59 <sup>2</sup>	
<b>Total</b>		<b>18,369</b>	<b>51,345.67</b>	<b>13,959.31</b>	<b>11,453.51<sup>3</sup></b>	<b>11,399.77</b>

(Source: Information provided by SRRDA)

Note: During 2013-15 no new work was sanctioned by GoI.

### Appendix 2.1.4

#### Details showing availability of funds vis-a-vis expenditure during 2010-15 in sampled districts

(Reference: Paragraph no. 2.1.6.1; page no 11 )

(₹ in lakh)

Year	Opening balance	Bank authorisation cancelled	Central releases	Misc. Receipts	Total fund available Col. (2+4+5-3)	Expenditure	Closing balance (col. 6 – col. 7)
1	2	3	4	5	6	7	8
2010-11	14,442.98	8,072.38	21,168.57	0.00	27,539.17	27,155.87	383.30
2011-12	383.30	2.83	6181.32	0.00	6,561.79	5,523.82	1,037.97
2012-13	1,037.97	9.99	4,023.69	1.00	5,052.67	4,258.25	794.42
2013-14	794.42	57.90	24,340.00	2.00	25,078.52	23,810.55	1,267.97
2014-15	1,267.97	269.14	21,984.07	0.00	22,982.90	22,676.56	306.34

(Source: Information provided by PIUs in the sampled districts)

<sup>1</sup> State Government provided ₹ 74.53 crore as tender premium to meet the cost overrun during 2008-09.

<sup>2</sup> Out of total interest earned of ₹ 341.51 crore in programme fund as of 31.03.2015.

<sup>3</sup> Includes ₹ 200 crore, released (March 2015) by the State Government as assistance, subject to adjustment by subsequent GoI's releases.

### Appendix-2.1.5

#### Details of demand, receipt and expenditure of maintenance funds during 2010-15

(Reference: Paragraph no. 2.1.6.1; page no 12)

(₹ in crore)

Year	Opening balance	Demand	Receipt during the year (per cent to col. 3)	Total fund available	Expenditure (per cent to col. 5)	Closing balance (per cent to col. 5)
1	2	3	4	5	6	7
2010-11	18.75	40.00	40.00 (100)	58.75	33.51 (57)	25.24 (43)
2011-12	25.24	64.20	30.00 (47)	55.24	21.71(39)	33.53 (61)
2012-13	33.53	64.45	40.00 (62)	73.53	46.23 (63)	27.30 (37)
2013-14	27.30	91.12	76.67 (84)	103.97	80.24 (77)	23.73 (23)
2014-15	23.73	94.66	76.67 (81)	100.40	82.09 (82)	18.31 (18)
<b>Total</b>		<b>354.43</b>	<b>263.34</b>		<b>263.78</b>	

(Source: Information provided by SRRDA).

### Appendix-2.1.6

#### Details showing contract bonds executed on tender premium during 2010-15

(Reference: Paragraph no. 2.1.6.2(ii); page no 13)

(₹ in crore)

Year	Phase No.	No. of contract bonds executed	Details of bonds executed on premium			
			No. of contract bonds	Estimated cost	Bonded cost	Amounts of premium (col. 6 – col. 5)
1	2	3	4	5	6	7
2010-15	8	57	10	20.16	22.33	2.17
	9	181	98	219.44	239.97	20.53
	10	985	188	565.22	597.69	32.47
<b>Total</b>		<b>1,223</b>	<b>296</b>	<b>804.82</b>	<b>859.99</b>	<b>55.17</b>

(Source: Information provided by SRRDA)

## **Appendix 2.1.7**

### **Details showing procedures for preparation of core network**

(Reference: Paragraph no 2.1.7.2; page no 14)

Following four major steps are involved in the preparation of the core network.

#### **1. Preparation of block maps**

A block map, indicating all habitations with a population of 100 and above, all roads viz., different categories of roads, major rivers/streams, administrative offices, locations like block & tehsil headquarters, *Gram Panchayat* headquarters, hospitals, education centres, market centres and rural business hubs etc.

#### **2. Identification of market centres and rural business hubs**

Before preparing the core network, market centres and rural business hubs in each block were to be identified.

#### **3. Identification of network of roads to provide single access to eligible habitations**

One road was to be selected using socio-economic infrastructural parameter criteria to provide basic access to the nearby market centres, either directly or indirectly through other all-weather roads. Suggestions/ proposals received from elected representatives were also to be considered.

#### **4. Numbering of core network roads and tabulation of data**

Once the core network is identified, the details of all these roads are listed in the prescribed proforma, named as 'CN 1' to 'CN 6'.

(Source: Operations Manual).

## Appendix 2.1.8

### Criteria and priorities for preparation of comprehensive new connectivity priority list and comprehensive upgradation priority list

(Reference: Paragraph no. 2.1.7.3; page no 15)

#### Comprehensive New Connectivity Priority List (CNCPL)

CNCPL was to be prepared at block and district levels, of all proposed road links under PMGSY, with road codes, names of habitations being connected with habitations code, population served and length of proposed road, grouping them in the following order of priority:

Order of priority	Population size (persons)	Category
Priority I	More than 1,000	New connectivity
Priority II	Between 500 and 999	---do--
Priority III	Between 250 and 499	New connectivity under IAP districts

#### Comprehensive Upgradation Priority List (CUPL)

Through routes already included in the core network were only to be taken up. Sealed-surface all-weather roads with Pavement Condition Index (PCI) more than 2 and sealed-surface all-weather roads which are less than 10 years old (even if PCI is less than 2) were not to be taken-up in upgradation. The roads in CUPL were to be arranged in the following priorities:

Priority I	Through routes which are presently WBM roads. In such cases, upgradation will comprise of bringing the existing profile to good condition (along with improvement in geometrics, necessary drainage works and road signages) and providing the appropriate crust and surface as per design requirement.
Priority II	Fair weather through routes or gravel through routes or through routes with missing links or lacking cross drainage. In such a case upgradation will consist of converting the road into an all-weather one with appropriate geometrics and all necessary provisions.
Priority III	Through routes which are at the end of their design life, whose PCI is 2 or less. In such roads width, surfacing <i>etc.</i> , was to be improved as per normal projected traffic requirements.

Within each priority class, qualifying roads were to be arranged in order of population served, as a rough indication of traffic expected.

(Source: Operations Manual of PMGSY).

### Appendix-2.1.9

#### Details showing discrepancies noticed in Comprehensive Upgradation Priority List in sampled districts

(Reference: Paragraph no. 2.1.7.3; page no 15)

Sl. No.	Name of District	As per CUPL 2006 and 2007			As per CUPL 2012	
		No. of roads included in CUPL	No. of roads taken up for upgradation against col. no. (3)	No. of roads not taken up for upgradation	No. of roads included in CUPL	No. of roads not taken up in CUPL
1	2	3	4	5	6	7
1.	Basti	300	20	280	47	233
2.	Chandauli	196	42	154	42	112
3.	Deoria	451	22	429	45	384
4.	Kannauj	40	19	21	36	(-) 15
5.	Kushinagar	294	33	261	112	149
6.	Mathura	46	20	26	08	18

(Source: Information provided by PIUs).

Note: PIUs of the remaining 12 districts did not provide CUPL of earlier years.

### Appendix-2.1.10

#### Details of physical achievements against the targets during 2010-15

(Reference: Paragraph no. 2.1.8.1; page no 16)

(Length in Km)

Year	Opening balance		Targets for new constructions		Total target for the year		Achievements		Shortfalls	
	NoR	Ln	NoR	Ln	NoR	Ln	NoR (% to col. 6)	Ln (% to col. 7)	NoR (% to col. 6)	Ln (% to col. 7)
1	2	3	4	5	6	7	8	9	10	11
<b>New connectivity work</b>										
2010-11	211	238.23	224	403.27	435	641.50	193 (44)	257.67 (40)	242 (56)	383.83 (60)
2011-12	242	383.83	555	956.88	797	1,340.71	66 (8)	130.99 (10)	731 (92)	1,209.72 (90)
2012-13	731	1,209.72	733	1,222.96	1,464	2,432.68	98 (7)	174.58 (7)	1,366 (93)	2,258.10 (93)
2013-14	1,366	2,258.10	00	00	1,366	2,258.10	299 (22)	723.05 (32)	1,067 (78)	1,535.05 (68)
2014-15	1,067	1,535.05	00	00	1,067	1,535.05	322 (30)	153.32 (10)	745 (70)	1,381.73 (90)
<b>Total</b>			<b>1,512</b>	<b>2,583.11</b>			<b>978</b>	<b>1,439.61</b>		
<b>Total target : 1,723 (OB:211+ targets for 2010-15: 1512)</b>										
<b>Upgradation work</b>										
2010-11	775	3,857.62	00	00	775	3,857.62	638 (82)	3,336.12 (86)	137 (18)	521.50 (14)
2011-12	137	521.50	00	00	137	521.50	105 (77)	391.53 (75)	32 (23)	129.97 (25)
2012-13	32	129.97	00	00	32	129.97	20 (62)	110.14 (85)	12 (38)	19.83 (15)
2013-14	12	19.83	1,113	7,007.15	1,125	7,026.98	43 (4)	429.35 (6)	1,082 (96)	6,597.63 (94)
2014-15	1,082	6,597.63	00	00	1,082	6,597.63	403 (37)	1,835.82 (28)	679 (63)	4,761.81 (72)
<b>Total</b>			<b>1,113</b>	<b>7,007.15</b>			<b>1,209</b>	<b>6,102.96</b>		
<b>Total target : 1,888 (OB:775+ targets for 2010-15: 1,113)</b>										

(Source: Information provided by SRRDA)

Note: NoR: Number of roads; and Ln: Length



### Appendix 2.1.11

#### Details showing availability of funds vis-à-vis expenditure during 2010-15

(Reference: Paragraph no. 2.1.8.1; page no 16)

(₹ in crore)

Year	Opening balance	Receipt during the year	Total fund available	Expenditure			Closing balance (% to col. 4)
				New connectivity work (% to col. 7)	Upgradation work (% to col. 7)	Total (col. 5+6) (% to col. 4)	
1	2	3	4	5	6	7	8
2010-11	237.32	1337.45	1574.77	113.13 (12)	830.99 (88)	944.12 (60)	630.65 (40)
2011-12	630.65	241.87	872.52	92.22 (39)	146.37 (61)	238.59 (27)	633.93 (73)
2012-13	633.93	7.48	641.41	140.53 (86)	23.10 (14)	163.63 (26)	477.78 (74)
2013-14	477.78	623.33	1101.11	230.99 (25)	708.73 (75)	939.72 (85)	161.39 (15)
2014-15	161.39	840.60	1001.99	225.80 (24)	722.45 (76)	948.25 (95)	53.74 (5)
<b>Total</b>		<b>3,050.73</b>		<b>802.67 (25)</b>	<b>2,431.64 (75)</b>	<b>3234.31</b>	

(Source: Information provided by SRRDA)

### Appendix 2.1.12

#### Details showing physical progress of new construction and upgradation works in sampled districts

(Reference: Paragraph no. 2.1.8.1; page no 16)

(Length in km)

District	Achievements 2010-11		Achievements 2011-12		Achievements 2012-13		Targets 2013-14		Achievements 2013-14		Targets 2014-15		Achievements 2014-15	
	NoR	Ln	NoR	Ln	NoR	Ln	NoR	Ln	NoR	Ln	NoR	Ln	NoR	Ln
Agra	2	13.29	0	0.00	3	9.89	16	128.20	15	108.96	7	20.90	6	20.80
Allahabad	6	7.95	0	0.00	0	0.00	0	70.31	0	24.43	11	53.70	1	42.65
Basti	10	10.83	1	3.00	7	14.39	20	30.65	11	15.12	25	137.28	0	52.50
Chandauli	6	20.53	2	6.77	1	5.80	50	158.04	0	9.20	40	144.84	0	34.82
Deoria	11	67.71	1	0.55	0	1.80	0	3.67	2	6.50	17	148.48	2	40.93
Etawah	24	99.07	0	0.00	0	0.00	14	31.03	0	0.00	27	61.30	22	54.30
Faizabad	15	72.95	0	0.00	0	0.00	17	87.90	3	14.40	19	128.16	5	43.20
Fatehpur	11	35.97	10	17.17	4	4.26	35	158.82	7	32.58	77	200.46	33	111.83
Jalaun	5	43.63	4	10.35	1	1.02	4	43.72	0	9.78	11	65.65	0	43.85
Jhansi	5	43.04	6	32.23	0	0.00	0	46.15	0	12.00	11	55.32	2	42.62
Kannauj	17	63.01	4	2.25	12	19.95	1	30.00	0	6.00	5	44.33	3	39.33
Kasganj	12	114.43	0	0.00	0	0.00	9	55.60	6	14.73	10	57.63	5	36.90
Kushinagar	30	92.66	5	20.61	20	33.86	5	6.95	3	13.02	33	129.03	13	70.07
Maharajganj	10	66.38	4	8.40	0	1.80	6	22.42	8	14.17	18	104.65	3	24.75
Mathura	11	90.24	0	0.00	0	0.00	0	0.00	0	0.00	0	0.00	0	0.00
Moradabad	37	88.09	3	15.43	0	0.00	0	0.00	6	13.42	39	108.86	33	97.45
Shahjahanpur	12	41.65	0	0.00	0	0.00	36	87.30	22	68.55	61	162.10	38	98.45
Sitapur	12	50.88	3	1.27	0	0.00	182	365.07	0	56.56	108	232.86	11	93.00

(Source: Information provided by PIUs in the sampled districts)

Note: Targets for the year 2010-13 were not made available to audit by PIUs; NoR: Number of roads; and Ln: Length

### Appendix 2.1.13

#### Details showing status of habitation connectivity during 2010-15

(Reference: Paragraph no. 2.1.8.1(i); page no 16 )

Year	Opening balance	Target for the year	Total target (col. 2 + col. 3)	No. of habitations connected during the year	No. of habitations not connected (per cent to col. 4)
1	2	3	4	5	6
2010-11	295	224	519	226	293 (56)
2011-12	293	570	863	68	795 (92)
2012-13	795	757	1,552	102	1,450 (93)
2013-14	1,450	00	1,450	307	1,143 (79)
2014-15	1,143	00	1,143	326	817 (71)

(Source: Information provided by SRRDA)

### Appendix-2.1.14

#### Details showing works not commenced/stopped midway due to non-availability of land in sampled districts

(Reference: Paragraph no. 2.1.8.2(i); page no 17 )

Sl. No.	District	Package no.	Name of road	Length (km)	Sanctioned cost (₹ in lakh)	Expenditure incurred (₹ in lakh)	Population to be served	Reason
<b>(A) Works not commenced</b>								
1.	Basti	1563	Kaptanganj Tinich road to Saintha road	1.85	75.18	000	1027	Not started due to non-availability of land
2.	Chandauli	1867	T-10 to Negura Bind Basti	0.750	31.22	0.00	575	--do--
3.		1867	T-01 to Navapur	1.300	55.90	0.00	519	--do--
4.	Etawah	2217	Chakar Nagar road to Kayachhi	2.10	82.79	0.00	612	--do--
5.	Fatehpur	2550	Dhata-Vijaipur road Km 22 to Palwa	1.20	48.89	0.10	837	--do--
6.		2552	Hathgaon Pattishah road Km 7 to Mohibi Alipur	0.95	40.31	0.08	734	--do--
7.		2576	Ayah-Paharpur-Bhagwanpur	4.200	182.54	0.00	627	--do--
8.	Shahjahanpur	63110	Habibullahpur road to Choti Nagla	1.675	76.99	0.15	763	--do--
9.	Sitapur	6664	NH Km 434 to Salempur	0.825	54.27	0.08	801	--do--
10.		6698	Bijvama to Gadhi link road	1.400	64.80	0.14	512	--do--

11.		66103	T-03 Km 41 to Kesariapur link road	1.700	83.38	0.17	621	--do--
12.		6685	Nansoha link road to Musaha link road	1.550	67.40	0.19	703	--do--
13.		66109	Chahelia road NH 24 to Pyarepur road	1.650	75.27	0.16	619	--do--
<b>Total</b>				<b>21.15</b>	<b>938.94</b>	<b>1.07</b>	<b>8,950</b>	
<b>(B) Works commenced but stopped mid-way</b>								
1.	Shahjahanpur	6384	Kant Madnapur to Bhitia Pauki	1.800	84.32	34.95	973	Work stopped midway due to land dispute
2.	Sitapur	6664	NH-24 Gulalpur road to Chandesua	0.600	35.51	2.07	814	--do--
3.		6682	Basantpur road Km 2 to Kamaulia link road	3.075	141.53	45.53	600	--do--
4.		6665	Bilraya Panvari road to Kanja	1.500	77.97	6.56	792	Work stopped midway due to land dispute (Railway)
5.	Chandauli	1870	T-01 to Semarikhushi	1.750	77.50	19.69	778	Work stopped midway due to forest land
6.		1870	T-05 to Laltapur	2.600	108.34	24.05	638	--do--
7.		1870	T-03 to Narmadapur	4.000	168.59	93.37	573	--do--
<b>Total</b>				<b>15.33</b>	<b>693.76</b>	<b>226.22</b>	<b>5,168</b>	
<b>Grand total</b>				<b>36.48</b>	<b>1,632.70</b> Say ₹ 16.33 crore	<b>227.29</b> Say ₹ 2.27 crore	<b>14,118</b>	

(Source: Information provided by PIUs in the sampled districts).

### Appendix-2.1.15

#### Details showing construction of roads with lesser pavement thickness in sampled districts

(Reference: Paragraph no.2.1.8.2 (ii) (a); Page no 18)

Sl. No.	Details of road		Details of traffic survey		Required thickness of pavement as per IRC SP-72 (mm)	Thickness actually provided (MM)	Difference in pavement thickness (per cent to col. 6)	Expenditure (₹ in lakh)
	Package no.	Name of road	ESSAL count	CBR (per cent)				
1	2	3	4	5	6	7	8	9
<b>District-Agra</b>								
1.	UP-0156	Nandgawan-Kenjara-Umretha Pinahat Road (NKUP)	2,28,597	5.83	325	250	75(23)	562.80
2.		Nandgawan-Kenjara-Umretha Road (NKUP)	2,28,597	5.83	325	250	75(23)	
3.	UP-0161	Bhaupura to Gungawali Road	3,68,730	6.45	375	275	100(27)	314.60
4.	UP-0162	Syahipura to Pidora Balai Road	1,96,270	6.13	300	275	25(08)	376.50
<b>District-Allahabad</b>								
5.	UP-03114	GT Road Lala Bazar to Dullehpur km. 1-6	2,86,443	4.00	425	275	150 (35)	173.27
6.	UP-03113	Baragaon to Mauaima km. 7-12	2,93,361	4.00	425	275	150 (35)	150.80
7.	UP-03112	Baragaon to Mauaima km. 1-6	2,93,361	4.00	425	275	150 (35)	192.38
8.	UP-03111	Rikhipur to Shukulpur km. 7-13	2,98,040	4.02	425	275	150 (35)	157.86
9.	UP -03107	Kishora to Lakshyagrih km.7	2,82,519	4.00	425	275	150 (35)	199.75
10.	UP -03106	Soraun Holagarh Road to Shastri Nagar km. 1-10 (9.25 km )	2,71,221	4.00	425	275	150 (35)	152.64
11.	UP -03110	Rikhipur to Shukulpur km. 1-6	2,98,263	4.01	425	275	150 (35)	171.85
12.	UP -03117	Amolva Road to Sirsa km. 8-15	2,89,832	4.05	425	275	150 (35)	209.26
13.	UP -03116	SPH Road-Amolva to Sirsa km. 1-7	2,89,832	4.05	425	275	150 (35)	174.59
14.	UP -03109	Basupur to Todarpur km. 1-9	2,82,514	4.05	425	275	150 (35)	207.34
15.	UP -03115	GT Road (Lala Bazar) to Dullehpur km. 7-12 (5.70 km.)	2,86,483	4.05	425	275	150 (35)	132.06
<b>District-Chandauli</b>								
16.	UP-1890	T-03 to Marwai Link Road (4.00 km)	58,522	2.00	375	300	75 (20)	25.70
17.	UP-1887	T-01 to Kodochak Link Road (9.00 km)	75,774	2.00	375	300	75 (20)	167.25
18.	UP-1886	T-05 to Sahjaur Link Road	78,231	2.00	375	300	75 (20)	77.46
19.	UP-1884	T-03 to Tiwaripur Link Road	78,000	2.00	375	300	75 (20)	145.23
20.	UP-1885	T-14 to Dhunnu Link Road	65,027	2.00	375	300	75 (20)	66.87
21.	UP-1882	T-07 to T-08 Pachvania via Tiyari Link Road (5 km.)	60,705	2.00	375	300	75 (20)	33.35
22.	UP-1881	Chandauli to Dharauli Link Road	84,488	2.00	375	300	75 (20)	125.44
23.	UP-1893	T-07 to Tiwaripur Ka Shesh Bhag Link Road	62,769	2.00	375	300	75 (20)	82.07
<b>District-Deoria</b>								
24.	UP -2046	Kanchanpur to Goryaghat	91,443	6.53	250	240	10 (04)	119.50
25.	UP-2049	LahailparChauraha to Karaundi	99,273	6.30	275	240	35 (13)	93.96
26.	UP-2051	Pindi to Dhandhwar	95,961	6.75	250	230	20 (08)	49.57
27.	UP-2055	Bhaluani to Rudrapur via Pakri Part-II (Ch. 10.375-17.350)	87,029	4.82	300	275	25 (08)	87.00
28.	UP-2056	Smruna to Nakail Marg	85,008	4.77	300	275	25 (08)	111.49

District-Etawah								
29.	UP-2260	L-099 NH-2 Kushgawan Badshahpur	46,315	4.10	275	230	45(16)	23.68
30.	UP-2255	L-065 Niwari Kala to Nagla Banjari	47,225	4.56	275	250	25(09)	73.90
31.	UP-2252	L-079 PC Road to Pasia	40,821	4.87	275	250	25(09)	81.53
32.		L-115 PC Road to Lalpura	48,861	4.80	275	250	25(09)	
33.	UP-2251	L-072 Bharthana Usarahar Road to Gang Dash Pura	55,264	4.87	275	250	25(09)	25.11
34.	UP-2250	L-106 Etawah Mainpuri to Haibra	45,551	4.76	275	250	25(09)	37.25
35.	UP-2256	L-101 Anadawa to Madaiya Mallahan	50,299	4.96	275	250	25(09)	14.59
36.	UP-2266	L-052 Satiyani Road to Pahakalan	42,294	4.00	275	230	45(16)	51.73
37.		L-100 Gagsi Rajwaha to Hindupur Vaidpur	44,021	4.15	275	230	45(16)	
38.	UP-2268	L-074 Wah Road to Murong	48,586	4.07	275	240	35(13)	137.95
39.		L-080 Pura Kesav Singh to Pura Dangali	45,276	4.21	275	240	35(13)	
40.	UP-2264	T-14 Kachora Ghat Road to Silayata	44,021	4.23	275	240	35(13)	113.62
41.	UP-2262	L-102 Mahewa Andawa Road to Mehandipur	44,021	4.60	275	240	35(13)	9.02
42.	UP-2263	L-097 NH-2 to Balampur	48,495	4.77	275	230	45(16)	185.95
43.		L-115 Kusana to Devrasai	43,929	4.43	275	250	25(09)	
44.	UP-2249	L-073 Wah Road to Lakhanpura	55,192	4.95	275	250	25(09)	80.28
45.	UP-2259	L-036 Bharthana to Karwa Khurd	73,454	4.16	325	250	75(23)	33.86
46.		L-086 Etawah Bharthana Road to Kandhesi Pachar	46,315	4.45	275	250	25(09)	
47.	UP-2261	L-110 Etawah Bharthana Road to Nagla Ramfal	45,786	4.10	275	240	35(13)	33.71
48.		L-100 J. Nagar Agra Road to Jonal	34,216	4.40	275	210	65(24)	
District-Fatehpur								
49.	UP-2577	Khajuha Amauli Road km 4.50 to Khajuha Amauli Road km. 23.00	96,220	4.52	325	300	25(08)	594.26
50.	UP-2579	Bakewar to Kabirgwa via Musafa	1,01,031	4.45	375	275	100(27)	273.92
51.	UP-2581	Bahrampur to Naraini	96,220	2.98	325	275	50(15)	353.78
52.	UP-2582	G.T. Road km. 81 to Chhichani via Ramaua Panthua	86,598	4.50	325	275	50(15)	347.42
53.	UP-2583	Hathgaon to Sadiapur	73,138	3.10	325	280	45(14)	64.65
54.	UP-2585	Lalauli to Muttaur via Korra Kanak	1,62,404	3.90	375	300	75(20)	190.08
55.	UP-2586	Fareedpur Katiliha Road km. 0.00 to Fareedpur Katiliha Road km. 11.00	90,285	3.50	325	275	50(15)	291.44
District-Jalaun								
56.	UP-3644	Sirsa-Babai Road-Chhani Ahir	64,592	2.50	375	345	30(08)	287.10
District-Kasganj								
57.	UP-2190	Sidhpura to Nardoli (Patiyali to Block Boundary)	98,916	3.80	325	300	25 (08)	46.31
58.	UP-2191	Bahora Patiyali Block Boundry to Nardoli 3 to 6 km.	98,916	3.80	325	300	25 (08)	218.46
59.	UP-2194	Sahawar to Soron 0 to 3 kms.	99,542	3.52	325	300	25 (08)	140.34
60.		Sahawar to Soron 6 to 9 kms.	99,542	4.15	325	300	25 (08)	
61.	UP-2193	Sidhpura to Nardoli (Sidhpura to Patiyali) Chanage 0 to 3 kms.	99,520	3.90	325	300	25 (08)	336.97

62.		Sidhpura to Nardoli (Sidhpura to Patiyali) change 3 to 6 kms.	99,520	4.00	325	300	25 (08)	
63.	UP 2196	Bahrojpur to Shahwajpur change 0 to 3 kms.	97,303	4.15	325	300	25 (08)	292.50
64.		Bahrojpur to Shahwajpur change 3 to 6 kms.	97,303	4.03	325	300	25 (08)	
65.		Bahrojpur to Shahwajpur change 6 to 9 kms.	97,303	3.72	325	300	25 (08)	
66.		Bahrojpur to Shahwajpur change 9 to 12 kms.	97,303	3.67	325	300	25 (08)	
67.		Bahrojpur to Shahwajpur change 12 to 14.50 kms.	97,303	3.74	325	300	25 (08)	
68.	UP 2192	Shahwar to Amanpur Block Boundry change 0 to 3 kms.	98,963	3.90	325	300	25(08)	134.53
69.		Shahwar to Amanpur Block Boundry change 3 to 6 kms.	98,963	4.20	325	300	25 (08)	
70.	UP-2197	Shahwar to Shahwajpur 0 to 3 kms.	98,006	3.77	325	300	25 (08)	207.61
71.		Shahwar to Shahwajpur 3 to 6 kms.	98,006	4.13	325	300	25 (08)	
72.	UP 2198	Shajwajpur to Ng. Samanti 0 to 3 kms.	98,006	3.65	325	300	25 (08)	136.41
73.	UP-2177	Sidhpura Bagwala Road to Heerapur change 0 to 1.585 kms	30,357	4.10	275	265	10 (04)	192.81
74.		Kasganj Salempur Bibi to Nagla Parmor to Nagla Maqsudabad 0 to 0 .865 km	42,051	3.35	275	265	10(04)	
75.		Amanpur to Narrai change 0 to 0.068 km.	30,416	4.45	275	250	25 (09)	
76.		Nauri to Kesari (Ng. Badam) 0 to 1.65 km.	33,856	3.65	275	265	10 (04)	
77.	UP-2178	Patiyali Nardoli Road to Lakhpur via Miyaun 0 to 0.9 km.	31,081	4.70	275	260	15 (05)	158.39
<b>District-Kushinagar</b>								
78.	UP-4389	NH Furasatpur to Laukhush Pachim Patti Dew Pakar (Fazil Nagar)	33,677	4.30	275	250	25 (09)	86.64
79.	UP-43106	Gauri Sriram Chauraha to Pandey Patti Rampur Patti (Dudahi)	80,500	2.96	325	250	75 (23)	122.45
80.		Domath to Zero Bundh (Seorahi)	97,565	3.18	325	260	65 (20)	182.93
<b>District-Maharajanj</b>								
81.	UP-4758	Pakri to Khutha Paniyara	1,45,042	5.60	300	250	50(17)	293.01
82.		Pakri to Khutha Paniyara	1,45,042	5.20	300	250	50(17)	
83.	UP-4761	Bhuwana (CSTN Km 13) to Captanganj	1,75,497	5.80	300	250	50(17)	75.76
84.	UP-4762	BMCT to GKP-MRJ	1,68,800	5.50	300	250	50(17)	178.51
85.	UP-4765	Khairatti Nahar pitch via Karmahawa	67,959	5.50	275	250	25(09)	5.78
86.	UP-4767	Mishrawaliya to Khoriya	1,60,759	5.50	300	250	50(17)	231.38
87.	UP-4768	Siswa to Sinduriya	98,170	6.00	275	250	25(17)	139.96
88.	UP-4769	Sinduriya Baloo to Shikharpur (below 500)	98,148	6.00	275	250	25(17)	8.10
<b>District-Moradabad</b>								
89.	UP-5483	MBD to Mundia Jain	1,10,653	4.10	375	300	75 (20)	261.60
90.		T-03 to Jasratpur	67,354	2.70	325	300	25 (08)	
91.		NH-93 to MeerapurMafi	67,354	2.70	325	300	25 (08)	
92.	UP-5485	KDRP to Kuri	67,354	4.20	325	275	50 (15)	118.20
93.	UP-5490	L-32 to Dullhepur	91,409	6.50	225	260	15 (07)	170.10

94.		Bikanpur to Khushulpur	1,73,196	5.00	300	260	40 (13)	
95.	UP-5491	Paigampur to Kul	1,34,708	6.60	275	240	35 (11)	76.30
96.	UP-5493	Jatpura to Tatarpur	1,20,275	6.40	300	275	25 (08)	104.40
97.	UP-5494	L-036 to Bhurh	43,299	4.30	275	260	15 (05)	138.00
<b>District-Sitapur</b>								
98.	UP- 6675	Sitapur Bahraich Road (SH-88) to NH-24 Km.422	2,10,048	6.72	400	325	75 (19)	147.34
99.	UP- 6684	Khajrauna Link Road	44,887	6.25	250	225	25 (10)	13.70
100.		Kherwa Link Road	43,347	6.30	250	225	25 (10)	0.00
101.		Sekhwadih Link Road	52,873	6.54	250	225	25 (10)	24.70
102.		Dhakiya Khurd Marg	46,570	6.30	250	225	25 (10)	39.19
103.	UP- 6679	Biswa Laharpur Road to km. 2 to Sanda Jeetamau Road	1,78,007	7.90	275	250	25 (09)	279.09
104.	UP- 6673	Bahraich Sitapur Road km. 49 to Sujatpur	1,92,440	4.95	300	275	25 (08)	355.17
<b>District-Shahjahanpur</b>								
105.	UP-6392	Tilhar T-03 to Bari Khas	2,58,024	4.60-5.15	325	260	65 (20)	177.82
106.		T-02 to Chaharpur	2,58,024	4.60-5.15	325	260	65 (20)	
107.	UP-6394	Katra Khudaganj (T-01) to Bhunda Harbanspur change 8.00-18.40	3,70,122	4.62-5.12	375	320	55 (15)	180.43
108.	UP-6395	Powayan (T-02) to Jenwan Road	2,84,183	4.58-5.19	325	270	55 (17)	219.93
109.	UP -6396	Tilhar (T-04) to Jaitipur km. 0.00 to 8.00	2,57,627	4.12-5.35	325	300	25 (08)	229.96
110.	UP-6397	Tilhar (T-04) to Jaitipur (Block Tilhar)	2,58,024	4.65-5.21	325	300	25 (08)	310.40
111.		Tilhar (T-05) to Jaitipur (Block Jaitipur)	2,58,024	4.65-5.21	325	300	25 (08)	
<b>Total</b>								<b>13,700.60</b>
							<b>Say ₹ in crore</b>	<b>137.01</b>

(Source: Information provided by PIUs in the sampled districts).

## Appendix-2.1.16

### Details showing differences in the thickness of existing crust in pavement in sampled districts

(Reference: Paragraph no. 2.1.8.2(ii) (b); Page no 18)

Sl. No.	Details of road		Details of discrepancies in existing crust data exhibited in different records (mm)	
	Package no.	Name of road	As per DPR	As per records of the parent division
<b>District-Agra</b>				
1.	UP-0156	Nandgawan-Kenjara-UmrethaPinahat Road (NKUP)	100	160
2.		NandgawanKenjara-Umretha Road (NKUP)	100	160
3.	UP-0157	Nandgawan-Kenjara-Umretha Road (NKUP)	125	160
4.	UP-0158	Fatehabad to Rihauli Road	150	220
5.	UP-0159	Fatehabad to Nibohra Road	150	190
6.	UP-0160	Barhan to Kurgawan Road	150	200
7.	UP-0161	Bhaupura to Gungawali Road	125	150
8.	UP-0162	Syahipura to PidoraBalai Road	125	220
9.	UP-0164	ASR to Shankar Dwari via Naya Bans Road	150	150
10.	UP-0165	SISF Road to ABK Road	150	200
11.	UP-0166	Iradatnagar to Mihawa to Motipura Road	150	200
<b>District-Allahabad</b>				
12.	UP-03114	GT Road Lala Bazar to Dullehpur km. 1-6	125	270
13.	UP-03113	Baragaon to Mauaima km. 7-12	125	190
14.	UP-03112	Baragaon to Mauaima km. 1-6	125	190
15.	UP -03107	Kishora to Lakshyagrih km.7	125	180
16.	UP-03110	Rikhdipur to Shukulpur km. 1-6	125	270
17.	UP-03117	Amolva Road to Sirsa km. 8-15	125	230
18.	UP-03116	SPH Road-Amolva to Sirsa km. 1-7	125	230
<b>District-Basti</b>				
19.	UP-1551	Rudhauri Bakhira Road to Paidi via Hanumanganj Road (Raunahiya)	150	165
20.	UP-1557	Walterganj to Gaur	150	180
21.	UP-1559	Mahnuwa to Dasia	150	165
22.	UP-1560	Bhanpur to TanuaAsnagra	138	180
23.	UP-1568	Basti Mehdawal to Teliadeeh	120	165
24.	UP-1570	Hallaur to NagraJigna Road	88	165
25.	UP-1571	Bankati Road to Bardand	113	165
<b>District-Chandauli</b>				
26.	UP-1890	T-03 to Marwai Link Road (4.00 km)	150	250
27.	UP-1887	T-01 to Kodochak Link Road (9.00 km)	150	250
28.	UP-1886	T-05 to Sahjaur link road	150	250
29.	UP-1884	T-03 to Tiwaripur Link Road	150	250



30.	UP-1885	T-14 to Dhunnu Link Road	150	160
31.	UP-1882	T-07 to T-08 Pachvania via Tiyari Link Road (5 km.)	150	275
32.	UP-1881	Chandauli to Dharauli Link Road	150	280
33.	UP-1893	T-07 to Tiwaripur Kasheshbhag Link Road	150	250
34.	UP-1883	Chahania to Nairahi Link Road	150	250
<b>District-Deoria</b>				
35.	UP-2041	Banjariya to Dhoosh Deoria	85	180
36.	UP-2042	Banjariya to Tarkulwa	100	180
37.	UP-2043	Khukhundu to Bhatani	100	220
38.	UP-2044	Majhauri to Bhatpar	100	280
39.	UP-2045	Garhampur to Konwalia Baburay	75	170
40.	UP-2046	Kanchanpur to Gorayaghat	90	220
41.	UP-2050	Hetimpur to Mahuadeeh	90	220
42.	UP-2056	Semrauna to Nakail Marg	125	220
43.	UP-2057	Rudrapur Karahkol Marg to Bhedi	125	270
<b>District-Etawah</b>				
44.	UP-2260	L-022 Bharthana Usraha Road to Nagla Bhoj	125	220
45.	UP-2255	L-065 Niwari Kala to Nagla Banjari	100	220
46.	UP-2252	L-079 PC Road to Pasia	100	185
47.		L-115 PC Road to Lalpura	100	210
48.	UP-2250	L-106 Etawah Mainpuri to Haibra	100	220
49.	UP-2256	L-094 Mahewa Purawali Road to Leetepur	100	220
50.		L-101 Anadawa to Madaiya Mallahan	100	220
51.		L-089 NH-2 to Ballampur	100	220
52.	UP-2266	L-125 Ber to Alampur Turaiya	125	220
53.		L-073 Bharthana Usarahar Road to Kurkha	125	220
54.	UP-2267	L-105 NH-2 Eknor Road to Parsauli	120	220
55.	UP-2268	L-074 Wah Road to Murong	90	165
56.	UP-2264	T-14 Kachora Ghat Road to Silayata	90	250
57.		L-071 Balrai Road to Bhadurpur	130	240
58.	UP-2263	L-115 Kushna to Devrasai	100	220
59.	UP-2249	L-073 Wah Road to Lakhapura	100	165
60.	UP-2259	L-036 Bharthana to Karwakhurd	100	220
61.		L-086 Etawah Bharthana Road to Kandhesi Pachar	100	220
62.	UP-2261	L-100 J. Nagar Agra Road to Jonai	60	240
<b>District-Faizabad</b>				
63.	UP-2363	Faizabad Raibareli Road Nauwan Kuwan to Bhadarasa (12.15 km)	125	150
64.	UP-2362	SH-50 Faizabad Akbarpur Road Darshan Nagar to Hanumant Nagar (14.50 km)	125	160
65.	UP-2365	Charuey Bazar to Haiderganj (11.35 km)	125	100
66.	UP-2366	Zana Bazar Nansa bazar to Barahtha Marg (L-65) to Khalwa (12.70 km)	125	170
67.	UP-2361	Maya Tanda Road (5.10 km) Dilasiganj Chauraha to Goasaiganj (8.50 km)	125	150

District-Jhansi				
68.	UP-3842	L-023 km 1 to Mathanpura-Rampura Road	150	200
69.	UP-3843	Erich to Kuretha Road (Chainage 0.000-8.000)	150	150
70.	UP-3844	Erich kuretha Road (8.000-15.860)	150	150
71.	UP-3847	T-05 to Tajpura Link Road	150	150
72.	UP-3848	T-04 km 4 to Zera Road	150	150
73.	UP-3849	Mau-Tikamgarh Road Km 3 to Taktoli	150	200
74.	UP-3851	T-02 km 42 to Silguwan	140	180
75.	UP-3852	T-01 km 30 to Amanpura	150	200
76.	UP-3853	T-01 to Nandsiya	150	150
77.		L-034 to Modkalan road	150	150
District-Kasganj				
78.	UP-2190	Sidhpura to Nardoli (Patiyali to Block Boundary)	150	200
79.	UP-2191	Bahora Patiyali Block Boundry to Nardoli	150	180
80.	UP-2192	Sahawar to Amanpur Block Boundry	150	220
81.	UP-2193	Sidhpura to Nardoli (Sidhpura to Patiyali)	150	200
82.	UP-2194	Sahawar to Soron	150	300
83.	UP-2196	Bahrojpur to Sahwajpur	150	200
84.	UP-2197	Sahawar to Sahwajpur	150	240
85.	UP-2198	Sahwajpur to Nagla Samanti	150	250
District-Kushinagar				
86.	UP-4386 (A)	Gulalha Sapha Road to Dharoni Chrapar Khas	100	220
87.	UP-4386 (B)	Padrona Kuber Sthan Mathinia	100	220
88.	UP-4387(A)	Padrauna Road Janki Nagar to Baijnathpur Khas	100	220
89.	UP-4387 (B)	Padrauna Tamkuhi Road to Dharmapur, Bharpatia Tola	100	220
90.	UP-43100 (A)	Kaptanganj Partawal Road (Imilia) to Barwa Khas	125	220
91.	UP-43100 (B)	Kartin to Sudhiani (Suhian)	118	220
92.	UP-43100 (C)	Mansoorganj to Bodorwor	100	220
93.	UP-43100 (D)	Pipraich Kaptanganj km. 6 to Mahuawa Khurd	125	220
94.	UP-43101 (A)	Mehadiganj to tekuartar	125	220
95.	UP-43101 (B)	Padrauna kasia road to dumarbhor	120	220
96.	UP-43102	Rajpur to Badahara Laxmipur	125	220
97.	UP-43103 (A)	Maitholi to Sekhawania Road	110	220
98.	UP-43103 (B)	Hata Kaptanganj Road km. 4 to Pakhorbhinda	113	220
99.	UP-43104 (A)	Siswa Naher to Bank	100	220
100.	UP-43014 (B)	NH-28 (Latwa) to Gosaipati	100	220
101.	UP-43105 (A)	Kharder to Mahason	125	220
102.	UP-43105 (B)	NH-28 to Deophokar via Sohang	125	220
District-Moradabad				
103.	UP-5490	Bikanpur to Khushulpur	110	180
104.	UP-5493	Jatpura to Tatarpur	125	240
105.	UP-5494	L-036 to Bhurh	110	250
106.	UP-5495	Raghunathpur to Bankawala	125	270

District-Shahjahanpur				
107.	UP-63101	Jalabad Khandhar to Gharhia Rangeen	120	181
108.	UP-6392	T-03Tilhar to Barikhas (km. 0.000 to km. 6.000)	110	113
109.		T-03Tilhar to Barikhas (km. 6.000 to km. 11.000)	110	113
110.	UP-63100	T-01 (Powayan) to Nigohi Road km. 15.760 to km. 21.000 Block Sidhauri	110	250
111.		T-01 (Powayan) to Nigohi Road km. 22.000 to km. 23.885 Block Nigohi	110	250
112.	UP-6398	T-01 Powayan to Nigohi (km. 0.000 to km. 11.000) Block Powayan	110	250
113.	UP-6396	Tilhar to Jaitipur km. 0.000 to km. 8.000 Block Tilhar	150	225
114.	UP-6395	Powayan to Jewan	120	240
115.	UP-6394	Katra Khudaganj (T-01) to Bhunda Hanbanspur (8.00 to 18.400)	170	220
116.	UP-6393	Katra Khudaganj (T-01) to Bhunda Hanbanspur (Chainage 0.00 to 8.00)	170	220
117.	UP-6399	T-01 (Powayan) to Nigohi Road Km. 11.000 to km. 15.760 Block Sidhauri	110	150
118.	UP-6397	Tilhar to Jaitipur km. 8.00 to km. 13.00	150	225
119.		Tilhar to Jaitipur km. 13.00 to km. 17.00	150	225

(Source: Information provided by PIUs in the sampled districts)

#### Appendix-2.1.17

### Details showing upgradation of Through Routes (TRs) without improving geometrics (widening of pavement) in sampled districts

(Reference: Paragraph no. 2.1.8.2(iii); page no 19)

(₹ in crore)							
Sl. No.	District	Total no. of TRs upgraded	No. of TRs upgraded with lesser width	No. of motorised vehicles per day	Existing width (metre)	Up-gradation width	Expenditure
1.	Jalaun	2	2	110-130	3.00-3.50	3.00-3.50	6.24
2.	Kushinagar	21	2	100-103	3.00	3.00	2.10
3.	Sitapur	11	2	181-267	3.00	3.00	4.84
4.	Etawah	3	3	489-587	3.00	3.00	2.26
<b>Total</b>		<b>37</b>	<b>9</b>				<b>15.44</b>

(Source: Information provided by PIUs in the sampled districts)

### Appendix-2.1.18

#### Details showing upgradation of link routes in sampled districts during 2010-15

(Reference: Paragraph no. 2.1.8.2(iv); Page no 19)

(Length in km. and cost in crore)

Name of District	Total no. of upgradation works executed			Link routes on which upgradation works executed		
	No. of road	Cost	Length	No. of road (Per cent to col. 2)	Cost	Length (Per cent to col. 4)
1	2	3	4	5	6	7
Fatehpur	10	34.34	108.08	10 (100)	34.34	108.08 (100)
Etawah	30	24.14	69.95	27 (90)	20.00	57.45 (82)
Kannauj	24	79.35	211.64	04 (17)	9.72	24.62 (12)
Kushinagar	30	57.45	130.47	09 (30)	7.21	18.60 (14)
Maharajganj	16	51.50	120.03	01 (06)	3.45	10.00 (08)
Jhansi	14	31.45	65.71	14 (100)	31.45	65.71 (100)
Moradabad	32	26.68	82.68	32 (100)	26.68	82.68 (100)
Basti	12	45.85	117.13	06 (50)	19.11	51.85 (44)
Shahjahanpur	14	39.37	92.64	01 (7)	2.04	5.00 (5)
Sitapur	16	43.71	124.10	05 (31)	7.19	18.95 (15)
Mathura	12	50.44	142.95	02 (17)	2.40	10.45 (7)
<b>Total</b>	<b>210</b>	<b>484.28</b>	<b>1,265.38</b>	<b>111 (53)</b>	<b>163.59</b>	<b>453.39 (36)</b>

(Source: Information provided by PIUs in the sampled districts)

### Appendix-2.1.19

#### Details showing delay in execution of contract bonds

(Reference: Paragraph no. 2.1.8.3(i); page no 20)

(₹ in crore)

Year of sanction	Total works sanctioned	Details of contracts executed		Details of contracts executed with delays			Details of delayed execution of contracts (in months)				
		No.	Cost	No.	Cost	Duration of delay	upto 3	3 to 6	6 to 9	9 to 12	more than 12
2009-11	85	76	191.53	69	190.96	1 to 16 months	20	6	42	0	1
2011-12	191	181	395.06	181	395.06	1 to 37 months	0	0	30	80	71
2012-13	1,044	985	2,820.92	979	2,801.26	1 to 21 months	586	144	100	45	104
<b>Total</b>	<b>1,320</b>	<b>1,242</b>	<b>3,407.51</b>	<b>1,229</b>	<b>3,387.28</b>		<b>606</b>	<b>150</b>	<b>172</b>	<b>125</b>	<b>176</b>

(Source: Information provided by SRRDA)

## Appendix-2.1.20

### Details showing delay in award of work in sampled districts

(Reference: Paragaph no. 2.1.8.3(i); page no 20)

District	No. of packages	No. of packages in which award of contracts was delayed (per cent to col. 2)	Period of delay ( in days)	Reasons of Delay
1	2	3	5	6
Agra	20	19 (95)	124 to 308	Due to delay in according required approval by SRRDA to start the tendering process.
Allahabad	18	16 (89)	148 to 551	Due to delay in according required approval by SRRDA to start the tendering process.
Basti	25	24 (96)	123 to 323	Due to delay in publication of tender notice.
Chandauli	36	29 (81)	402 to 486	Due to delay in according required approval by SRRDA to start the tendering process.
Deoria	29	29 (100)	104 to 145	Due to delay in according required approval by SRRDA to start the tendering process.
Etawah	30	25 (83)	131 to 547	Due to delay in publication of tender notice.
Fatehpur	51	45 (88)	113 to 519	Due to delay in publication of tender notice.
Faizabad	33	33 (100)	114 to 365	Due to non-receipt of responsive bids.
Jalaun	17	17 (100)	108 to 486	Due to non-receipt of responsive bids.
Jhansi	22	20 (91)	136 to 439	Due to non-receipt of responsive bids.
Kannauj	21	19 (90)	134 to 519	Due to delay in according required approval by SRRDA to start the tendering process.
Kasganj	22	22 (100)	143 to 270	Due to non-receipt of responsive bids.
Kushinagar	52	52 (100)	102 to 365	Due to delay in according required approval by SRRDA to start the tendering process.
Maharajganj	31	31(100)	138 to 644	Due to non-receipt of responsive bids and elections.
Mathura	10	08 (80)	126 to 129	Due to non-receipt of responsive bids.
Moradabad	14	13 (93)	136 to 161	Due to non-receipt of responsive bids and elections.
Shahjahanpur	48	37 (77)	133 to 641	Due to non-receipt of responsive bids and elections.
Sitapur	71	68 (96)	118 to 801	Due to non-receipt of responsive bids and elections.
<b>Total</b>	<b>550</b>	<b>507</b>		

(Source: Information provided by PIUs in the sampled districts).

**Appendix-2.1.21****Details showing delay in inviting tender notices in sampled districts***(Reference: Paragraph no. 2.1.8.3(i); page no 20)***(₹ in lakh)**

District	No. of packages	No. of packages in which NIT was delayed	Agreed cost of packages in which NIT was delayed	Range of delay in NIT (in days)
Allahabad	18	04	1,180.83	238 to 454
Basti	25	12	2,634.35	102 to 465
Chandauli	25	14	2,690.77	257 to 262
Etawah	18	07	1,004.70	101 to 128
Faizabad	33	04	1,067.68	102 to 464
Jalaun	13	05	2,377.92	335 to 346
Kannauj	14	13	5,017.37	106 to 123
Kushinagar	46	33	8,388.72	97 to 131
Maharajganj	31	19	5,930.54	134 to 436
Moradabad	14	02	311.10	102 to 672
Sitapur	71	19	4,989.75	109 to 602
<b>Total</b>	<b>308</b>	<b>132</b>	<b>35,593.73</b>	

*(Source: Information provided by PIUs in the sampled districts)***Appendix-2.1.22****Details of contract executed at the rate less than estimated cost in sampled districts***(Reference: Paragraph no. 2.1.8.3(ii); page no 20)***(₹ in lakh)**

District	No. of packages	Sanctioned cost	Bonded cost	Difference (col. 3 – 4)	Range of percentage
1	2	3	4	5	6
Agra	12	5,115.66	4,448.20	667.46	11 to 22
Allahabad	6	1,437.98	1,299.21	138.77	11 to 13
Chandauli	20	3,689.58	3,056.53	633.05	11 to 24
Etawah	04	1,631.41	1,373.52	257.89	14 to 18
Kannauj	9	3,552.96	3,072.71	480.25	11 to 18
Kasganj	2	791.96	705.01	86.95	11
Moradabad	2	492.50	421.00	71.50	14
Sitapur	2	802.48	651.75	150.73	19
Maharajganj	2	670.42	582.26	88.16	11 to 20
<b>Total</b>	<b>59</b>	<b>18,184.95</b>	<b>1,5610.19</b>	<b>2,574.76</b>	
			<b>say ₹ 156.10 crore</b>	<b>say ₹ 25.75 crore</b>	

*(Source: Information provided by PIUs in the sampled districts)*

### Appendix-2.1.23

#### Details showing delay in completion of works in sampled districts

(Reference: Paragraph no. 2.1.8.4(i); Page no 21)

(₹ in lakh)

Sl. No.	District	Total number of works executed during 2010-15	Total no. of works delayed	Bonded costs of delayed cases	Range of delay (in months)	No. of cases in which time extension granted	No. of cases in which time extension was not granted	Bonded Cost in which time extension was not granted	Details of liquidated damages imposed	
									Due	Imposed
1.	Agra	20	02	489.34	03 to 07	00	2	489.34	48.93	00
2.	Allahabad	18	08	2,146.51	03 to 11	00	8	2,146.51	214.65	00
3.	Basti	25	23	9,584.63	03 to 18	18	5	2,354.91	235.49	00
4.	Chandauli	36	33	7,888.79	03 to 27	29	4	356.90	35.69	00
5.	Deoria	29	23	9,211.58	03 to 19	15	8	3,095.97	309.60	00
6.	Etawah	30	12	2,560.69	03 to 16	08	4	1,184.30	118.43	00
7.	Fatehpur	51	36	9,189.44	03 to 16	34	2	615.18	61.52	00
8.	Faizabad	33	23	7,904.25	03 to 25	22	1	368.32	36.83	00
9.	Jalaun	17	10	4,690.10	03 to 17	10	0	0	0	00
10.	Jhansi	22	18	6,828.02	03 to 14	15	3	972.68	97.27	00
11.	Kannauj	21	11	4,721.47	04 to 36	10	1	413.59	41.36	00
12.	Kasganj	22	09	2,756.17	07 to 11	05	4	1,395.85	139.59	00
13.	Kushinagar	52	34	13,669.64	03 to 36	28	6	2,588.68	258.87	00
14.	Maharajganj	31	21	7,298.24	03 to 17	19	2	756.86	75.69	00
15.	Mathura	10	06	3,139.01	04 to 24	06	0	0	0	00
16.	Moradabad	14	9	2,252.20	03 to 14	07	2	211.90	21.19	00
17.	Shahjahanpur	48	37	13,011.12	03 to 26	29	8	2,803.30	280.33	00
18.	Sitapur	71	52	17,382.65	03 to 12	36	16	3,926.97	392.70	00
<b>Total</b>		<b>550</b>	<b>367</b>	<b>1,24,723.85</b> Say ₹ 1,247.24 crore		<b>291</b>	<b>76</b>	<b>23,681.26</b> Say ₹ 236.81 crore	<b>2,368.14</b> Say ₹ 23.68 crore	<b>00</b>

(Source: Information provided by PIUs in the sampled districts)

**Appendix-2.1.24****Details of cases in which time extension granted on unjustified grounds in sampled districts***(Reference: Paragraph no. 2.1.8.4(i); page no 21 )***(₹ in lakh)**

Sl. No.	Package no.	Agreed cost	Scheduled date of start/ scheduled date of completion	Delay in completion (in days)	Reasons on which time extension granted
<b>District- Moradabad</b>					
1	UP-5483	359.62	18.4.13/17.4.14	211	Delay due to shifting of machines & manpower, hindrance created by villagers and illness of contractor
2	UP-5484	354.43	18.4.13/17.4.14	293	--do--
3	UP-5486	241.83	18.4.13/17.4.14	129	--do--
4	UP-5487	240.01	18.4.13/17.4.14	120	--do--
5	UP-5491	797.53	18.4.13/17.4.14	90	--do--
6	UP-5492	261.56	18.4.13/17.4.14	261	--do--
<b>District- Shahjahanpur</b>					
7	UP-6388	308.42	13.8.13/12.8.14	90	Difficulties in supply of construction material.
8	UP-6392	301.50	30.5.13/29.5.14	182	--do--
9	UP-6396	145.75	6.6.13/5.6.14	92	--do--
10	UP-63100	423.219	7.6.13/6.6.14	92	--do--
11	UP-63101	575.43	31.5.13/30.5.14	241	Hindrance created by farmers.
12	UP-63103	345.403	6.4.13/6.4.14	90	Difficulties in supply of construction material.
13	UP-63105	116.884	21.5.13/20.5.14	90	--do--
14	UP-63106	426.842	8.4.13/7.4.14	92	Hindrance in supply of material and damage of local bridge.
15	UP-63107	440.363	8.4.13/7.4.14	92	Hindrance in supply of construction material.
16	UP-63110	473.761	15.4.13/14.4.14	90	--do--
17	UP-63118	235.431	15.4.13/14.4.14	90	Hindrance in supply of construction material and illness of contractor.
18	UP-63119	310.366	11.4.13/10.4.14	90	Closer of query, non-availability of material and cold weather.
19	UP-63120	337.988	15.4.13/14.4.14	90	Difficulties in execution of earthwork, crops in the fields & non-availability of construction material.
<b>District-Kasganj</b>					
20	UP-2190	253.65	28.4.13/27.4.14	247	Non-availability of construction material at site.
21	UP-2191	319.78	28.4.13/27.4.14	176	--do--
22	UP-2196	623.01	28.4.13/27.4.14	247	Rain, water logging, and work hampered by villagers.



District- Sitapur					
23	UP-6671	254.00	25.4.13/24.4.14	251	Rain and damage of culvert on the approach road
24	UP-6674	493.85	25.4.13/24.4.14	251	--do--
25	UP-6661	313.89	12.8.13/11.8.14	230	Rain, waterlogging and flooding,
26	UP-6666	212.73	25.3.13/24.3.14	284	Crops in the field, rain, water logging and damage of culvert on the approach road.
27	UP-6667	276.61	26.3.13/31.12.14	283	Crops in the field, damage of culvert and rains.
28	UP-6689	313.97	13.8.13/12.8.14	230	Crops in the field, rains.
29	UP-6676	377.23	15.4.13/14.4.14	155	Damaged culvert, water logging and crops in the field.
30	UP-6680	493.85	25.4.13/24.4.14	136	Damage of Hume pipe, pulia, crops in the field and rains.
31	UP-6657	320.72	12.8.13/11.8.14	232	Closer of railway crossing due to maintenance and rains.
32	UP-6685	223.03	13.8.13/12.8.14	230	Crops in the field and rains.
33	UP-6692	28.44	26.3.13/25.3.14	386	--do--
34	UP-6696	244.16	26.3.13/25.3.14	386	--do--
35	UP-6672	177.15	19.4.13/18.4.14	347	Road side cutting, damage of the culvert and rains.
36	UP-6684	957.05	19.4.13/18.4.14	230	Rains and crops in the field.
37	UP-6691	326.54	28.3.13/27.3.14	365	Crops in the field and rains.
38	UP-66103	235.21	27.3.13/26.3.14	143	Crops in the field and non-availability of construction material.
District – Faizabad					
39	UP-2344	371.08	4.7.09/3.7.10	180	Illness of contractor
40	UP-2353	398.82	4.7.09/3.7.10	121	--do--
41	UP-2354	281.62	7.7.09/6.7.10	180	--do--
42	UP-2355	212.93	7.7.09/6.7.10	180	--do--
District – Chandauli					
43	UP-1875	240.32	18.1.13/17.1.14	136	Rains.
44	UP-1874	303.81	18.4.13/17.1.14	136	Non-availability of earth, water logging & non-cooperation of farmers
45	UP-1871	109.11	18.4.13/17.1.14	120	Land dispute and rains.
46	UP-1867	225.73	15.3.13/14.3.14	184	Rains and land dispute
47	UP-1865	99.93	15.3.13/14.3.14	184	Rains
48	UP-1864	149.04	20.3.13/19.3.14	180	Rains, water logging and difficulties in carrying earth
District – Jhansi					
49	UP-5036	656.17	24.6.09/23.6.09	106	Rainy season.
50	UP-5035	456.19	27.6.09/26.6.09	110	Illness of contractor and rainy season
51	UP-5030	502.20	24.6.09/23.6.10	153	Rainy season and death of active partner of contractor's firm.

(Source: Information provided by PIUs in the sampled district)

**Appendix-2.1.25**

**Details showing non-recovery/delayed recovery of Mobilisation Advances in sampled districts**

(Reference: Paragraph no. 2.1.8.4(ii)(a); Page no 21)

(Amount in ₹ lakh)

District	Package no.	Contract bond no./date	Scheduled date of completion of work	Details of advances paid		Details of recovery of advance				
				Date	Amount	By the stipulated date of completion	Amount recovered after stipulated date of completion			Amount unrecovered as of October 2015
							within 6 months	6-12 months	after 12 months	
Kushinagar	4329	115/16.01.08	15.01.09	NA	9.83	9.83	0.00	0.00	0.00	0.00
	4387	74/24.09.13	23.09.14	30.11.13	10.00	5.00	5.00	0.00	0.00	0.00
	43102	48/11.06.13	10.06.14	31.10.13	15.00	15.00	0.00	0.00	0.00	0.00
	4318	50/30.01.06	29.01.07	02.03.06	17.87	10.12	0.00	0.00	7.75	0.00
	4368 B	481/16.06.09	15.06.10	17.07.09	8.15	8.15	0.00	0.00	0.00	0.00
	4370	472/12.06.09	11.06.10	24.07.09	16.80	16.80	0.00	0.00	0.00	0.00
	4399	18/10.05.13	17.05.14	14.09.13	50.00	50.00	0.00	0.00	0.00	0.00
Faizabad	13139	07/15.04.13	15.04.14	21.06.13	23.98	19.70	4.28	0.00	0.00	0.00
Chandauli	1868	11/31.05.13	30.05.14	05.09.13	23.00	23.00	0.00	0.00	0.00	0.00
	1875	03/18.04.13	17.04.14	13.09.13	11.50	2.36	1.44	0.00	0.00	7.70
	1881	25/06.08.13	07.08.14	13.09.13	10.24	5.42	0.00	0.00	0.00	4.82
	1882	22/02.08.13	02.08.14	24.09.13	5.00	1.56	0.00	0.00	0.00	3.44
	1884	21/29.07.13	28.07.14	01.10.13	7.85	5.50	2.35	0.00	0.00	0.00
	1887	18/29.07.13	28.07.14	01.10.13	8.90	3.74	5.16	0.00	0.00	0.00
	1893	16/29.07.13	28.07.14	01.10.13	5.25	3.05	2.20	0.00	0.00	0.00
Sitapur	6672	12/12.04.13	11.04.14	03.10.13	43.18	10.59	12.33	2.11	0.00	18.14
	6657	12/12.08.13	11.08.14	19.12.13	15.50	1.66	0.87	0.00	0.00	12.97
	6674	21/18.04.13	17.04.14	03.10.13	24.24	5.50	1.10	3.35	0.00	14.30
	6689	17/13.08.13	12.08.14	03.11.13	15.25	0.77	0.12	0.00	0.00	14.36
Shahjahanpur	6392	06/30.05.13	29.05.14	16.08.13	20.77	7.70	0.98	0.50	0.00	11.59
	6397	09/30.05.13	29.05.14	12.08.13	18.30	8.53	5.35	4.42	0.00	0.00
	63102	03/06.04.13	05.04.14	22.07.13	18.39	4.65	8.08	5.66	0.00	0.00
	63104	05/06.04.13	05.04.14	22.07.13	26.49	20.17	6.32	0.00	0.00	0.00
	63107	07/08.04.13	07.04.14	03.06.13	21.35	21.35	0.00	0.00	0.00	0.00
	63108	01/30.05.13	29.05.14	15.05.13	26.60	26.60	0.00	0.00	0.00	0.00
	63119	02/04.04.13	03.04.14	15.05.13	15.14	15.14	0.00	0.00	0.00	0.00
	63120	11/08.04.13	07.04.14	03.06.13	16.37	16.37	0.00	0.00	0.00	0.00
Kasganj	2158	09/17.08.09	16.08.10	09.09.09	21.00	21.00	0.00	0.00	0.00	0.00
	2162	16/31.08.09	30.08.10	09.09.09	20.50	20.50	0.00	0.00	0.00	0.00
	2164	17/20.10.09	19.10.10	03.11.09	11.70	10.70	1.00	0.00	0.00	0.00
	2165	21/20.10.09	19.10.10	03.11.09	23.00	11.20	11.80	0.00	0.00	0.00
	2174	15/21.08.09	20.08.10	17.09.09	25.00	25.00	0.00	0.00	0.00	0.00
	2193	20/01.05.13	30.04.14	28.10.13	17.00	17.00	0.00	0.00	0.00	0.00

Moradabad	5483	02/18.04.13	17.04.14	20.11.13	17.00	17.00	0.00	0.00	0.00	0.00
	5484	03/18.04.13	17.04.14	20.11.13	16.80	16.80	0.00	0.00	0.00	0.00
	5486	04/18.04.13	17.04.14	20.11.13	11.50	11.50	0.00	0.00	0.00	0.00
	5487	05/08.04.13	17.04.14	20.11.13	11.45	11.45	0.00	0.00	0.00	0.00
	5492	06/18.04.13	17.04.14	20.11.13	12.40	6.20	6.20	0.00	0.00	0.00
Maharajganj	4766	88/23.10.13	22.10.14	26.12.13	13.00	11.00	2.00	0.00	0.00	0.00
Jalaun	3635	42/11.03.10	10.03.11	26.03.10	29.84	29.84	0.00	0.00	0.00	0.00
	3638	45/11.03.10	10.03.11	31.03.10	28.66	28.66	0.00	0.00	0.00	0.00
	3640	46/11.03.10	10.03.11	26.03.10	20.00	16.04	3.96	0.00	0.00	0.00
	3643	04/17.04.13	16.04.14	03.06.13	27.14	17.09	10.05	0.00	0.00	0.00
	3647	05/17.04.13	16.04.14	03.06.13	16.25	7.89	7.30	1.06	0.00	0.00
Agra	0147	06/13.06.09	12.06.10	27.06.09	12.00	12.00	0.00	0.00	0.00	0.00
	0145	01/05.06.09	04.06.10	07.08.09	63.41	63.41	0.00	0.00	0.00	0.00
	0155	06/23.08.12	22.08.13	30.10.12	3.18	3.18	0.00	0.00	0.00	0.00
	0152	02/22.08.12	21.08.13	30.10.12	4.56	4.56	0.00	0.00	0.00	0.00
	0153	03/22.08.12	21.08.13	30.10.12	7.35	7.35	0.00	0.00	0.00	0.00
	0154	04/22.08.12	21.08.13	30.10.12	5.98	4.66	1.32	0.00	0.00	0.00
Kannauj	3931	40/24.09.08	23.09.09	23.12.08	27.00	13.65	13.35	0.00	0.00	0.00
	3939	10/08.07.09	07.07.10	28.07.09	47.00	47.00	0.00	0.00	0.00	0.00
	3951	26/27.08.11	26.08.12	16.11.11	10.00	10.00	0.00	0.00	0.00	0.00
	3953	27/27.08.11	26.08.12	8.11.11	16.00	16.00	0.00	0.00	0.00	0.00
	3947	38/30.07.13	29.07.14	4.10.13	23.56	12.10	11.46	0.00	0.00	0.00
					<b>1,027.23</b>	<b>791.04</b>	<b>124.02</b>	<b>17.1</b>	<b>7.75</b>	<b>87.32</b> Say ₹ <b>0.87</b> crore
<b>Delayed recovery</b>		<b>₹ 1,027.23 – ₹ 791.04 = ₹ 236.19 lakh Say ₹ 2.36 crore</b>								

(Source: Information provided by PIUs in the sampled districts)  
NA = Not made available.

## Appendix-2.1.26

### Details showing non-recovery/delayed recovery of Machinery Advances in sampled districts

(Reference: Paragraph no. 2.1.8.4(ii) (b); Page no 22)

(₹ in lakh)

District	Package no.	Contract bond no./date	Scheduled date of completion of work	Details of advances paid		Details of recovery of advances				
				Date	Amount	By stipulated date of completion	Amount recovered after stipulated date of completion			Amount unrecovered as of October 2015
							within 6 months	6-12 months	after 12 months	
Allahabad	3106	15/03.05.13	03.05.14	Aug 2013	29.65	8.71	0	11.46	0	9.48
	3107	07/30.04.13	30.04.14	Aug 2013	21.73	14.11	7.62	0	0	0
	3110	08/30.04.13	30.04.14	Aug 2013	17.98	9.05	0	8.93	0	0
	3113	09/30.04.13	30.04.14	Aug 2013	18.47	14.36	4.11	0	0	0
	3114	06/30.04.13	30.04.14	Aug 2013	18.35	16.02	2.33	0	0	0
Basti	1521	54/03.02.06	03.02.07	21.04.06	12.23	5.45	6.78	0	0	0
Chandauli	1875	03/18.04.13	18.04.14	24.09.13	23.00	7.2	3.48	0	0	12.32
	1881	25/06.08.13	05.08.14	24.09.13	20.26	10.64	0	0	0	9.62
	1871	01/18.04.13	18.04.14	21.10.13	10.00	4.18	1.36	0	0	4.46
	1882	22/02.08.13	02.08.14	01.10.13	10.00	3.43	0	0	0	6.57
Deoria	2046	51/04.07.13	04.07.14	21.03.14	13.00	0	7.78	0	0	5.22
Kasganj	2158	09/17.08.09	17.08.10	10.09.09	21.00	21	0	0	0	0
	2162	16/31.08.09	31.08.10	10.09.09	20.50	20.5	0	0	0	0
	2165	21/20.10.09	20.10.10	03.11.09	23.00	18.7	4.3	0	0	0
Kushinagar	4318	50/30.01.06	30.01.07	20.04.06	17.70	8.99	0		8.71	0
Sitapur	6672	12/12.04.13	12.04.14	03.10.13	89.29	17.01	0	27.19	0	45.09
	6657	12/12.08.13	12.08.14	19.12.13	15.50	1.66	0	0	0	13.84
Jalaun	3635	42/11.03.10	10.03.11	26.03.10	59.68	59.68	0	0	0	0
	3643	04/17.04.13	16.04.14	03.06.13	54.28	34.16	20.12	0	0	0
	3647	05/17.04.13	16.04.14	03.06.13	32.50	15.74	8.74	8.02	0	0
Agra	147	06/13.06.09	12.06.10	27.06.09	25.00	25	0	0	0	0
	145	01/05.06.09	04.06.10	15.07.09, 10.06.09	129.50	129.5	0	0	0	0
	0146B	05/13.06.09	12.06.10	25.06.09	10.00	10	0	0	0	0
	0148A	03/05.06.09	04.06.10	25.06.09	24.00	24	0	0	0	0
	155	06/23.08.12	22.08.13	30.10.12	6.35	6.35	0	0	0	0
	152	02/22.08.12	21.08.13	30.10.12	9.12	9.12	0	0	0	0
	153	03/22.08.12	21.08.13	30.10.12	14.71	14.71	0	0	0	0
	154	04/22.08.12	21.08.13	30.10.12	11.97	9.82	2.15	0	0	0
Kannauj	3939	10/08.07.09	07.07.10	28.07.09	45.00	45	0	0	0	0
<b>Total</b>					<b>803.77</b>	<b>564.09</b>	<b>68.77</b>	<b>55.60</b>	<b>8.71</b>	<b>106.60</b> Say ₹ 1.07 crore

Delayed/pending recovery: ₹ 68.77 + ₹ 55.60 + ₹ 8.71+106.60 = ₹ 239.68 lakh Say ₹ 2.40 crore

(Source: Information provided by PIUs in the sampled districts).

**Appendix-2.1.27**

**Details of construction of roads taken up without provisioning of causeways in sampled districts**

(Reference: Paragraph no 2.1.8.4(iii) (a); page no. 22)

Details of roads			Date on which works taken up	Agreed cost (₹ in crore)	Details of causeways required to be constructed		Date of inspection in which need of causeway assessed	Physical progress as of October 2015
Package no.	Name of road	Length (In km.)			No. of causeway	Chainage		
1	2	3	4	5	6	7	8	9
<b>District: Jhansi</b>								
3843 & 3844	Erich to Kuretha road	15.86	April 2013	6.82	01	between km 8 and km 8.30	August 2013	Road completed without required causeway
<b>District: Sitapur</b>								
66113	T-03 (Km 8) to Sikri Mafi to Bijwari link road	1.53	March 2013	0.77	01	At Km 1.28	February 2014	Work stopped
66114	T-03 (Km. 4) to Pasinpurwa link road	0.70	March 2013	0.37	01	At Km 0.850	February 2014	Work stopped
66114	T-03 (Km 4) to Naseerpur Sarkar link road	3.00	March 2013	1.45			February 2014	Work stopped

(Source: Information provided by PIUs in the sampled districts).

## Appendix-2.1.28

### Details showing short execution of cross drainage (CD) works in sampled districts

(Reference: Paragraph no. 2.1.8.4(iii) (b); page no 23)

Sl. No.	Package number	Name of road	Details of CD works	Number of CD works to be executed as per DPR/Bond	Number of CD works actually executed (per cent to col. no.5)	Expenditure (₹in lakh)
1	2	3	4	5	6	7
<b>District-Agra</b>						
1	UP-0156	Nandgawan-Kenjara-Umretha Pinahat Road (NKUP) (km. 9.0 + km. 9.50)	Hume Pipe Pullia	14	03(21)	562.80
2	UP-0157	Nandgawan-Kenjara-Umretha Road (NKUP)	Hume Pipe Pullia	02	00(0)	357.40
<b>Total</b>						<b>920.20</b>
<b>District-Allahabad</b>						
3	UP-03112	Badragaon to Mau.aima	Hume pipe Culverts 450mm and 1000 mm and RCC Culverts	14	08 (57)	192.38
4	UP-03103	Saidabad to Asadia	Hume pipe Culverts 450mm and 1000 mm	33	00 (0)	414.79
5			Minor Bridge	03	00 (0)	
6	UP-03107	Kishora to Lakshyagrih	Hume pipe Culverts 450mm and 1000 mm and RCC Culverts	06	00 (0)	199.75
7	UP-0385	Ratyura to Devghat Marg (Km. 5 to km. 8)	Hume pipe Culverts 1000 mm	10	00 (0)	241.65
<b>Total</b>						<b>1048.57</b>
<b>District-Basti</b>						
8	UP-1526	Parsa Parsurampur – Raghwapur Road to Daulatpur	Construction of Culverts	15	13 (87)	378.50
9		Parsurampur Badha Nala Road to Bairagpur	Construction of Culverts	09	07 (78)	
10		Mandaria Chapia Road to Paraspur	Construction of Culverts	11	03 (27)	
11	UP-1548	Mandaria to Chapia	Construction of Culverts	12	11 (92)	194.46
12	UP-1558	Harriya to Belghat Marg to Bhaisa Chaubey	Construction of Culverts	12	07 (58)	174.16
13		NH.28 Paikolia Marg to Ambhari	Construction of Culverts	07	03 (43)	
14		Ram Janki Road to Chanha	Construction of Culverts	09	07 (78)	
15	UP-1561	Bhabhnan to Ailakala Road to Santhuwa	Construction of Culverts	17	08 (47)	253.62
16		Bhabhnan to Alkaila Road to Ghangharia	Construction of Culverts	06	04 (67)	
17	UP-1563	Ram Janki Penda Road to Siktehwa	Construction of Culverts	03	02 (67)	70.34
<b>Total</b>						<b>1,071.08</b>

District-Chandauli						
18	UP-1839	NH.97 to Khandawa road	Not mentioned	42	00 (0)	302.23
19	UP-1844	T.06 to Jagdish Sarai via Maddhopur	Not mentioned	26	09 (35)	275.49
20		Akodakala	Not mentioned	24	14 (58)	
21	UP-1871	Akodakala	Not mentioned	02	01 (50)	67.26
22	UP-1874	Chandauli Baburi road to Bajhapasi Basti	Not mentioned	01	00 (0)	141.05
23	UP-1883	Chahania to Nairhi Link Road	Not mentioned	14	04 (29)	55.06
<b>Total</b>						<b>841.09</b>
District-Deoria						
24	UP-2041	Banjaria to Dhoosh Deoria	Hume Pipe Culvert, 450mm (Gul)	04	03 (75)	220.69
			Hume Pipe Culvert, 1000 mm HP culvert	03	02 (67)	
25	UP-2042	Banjaria to Tarkulwa	Construction of CD work	04	02 (50)	295.57
26	UP-2029	Baitalpur Deshi Deoria to Bhatni Dadan Chainage 9 to 16.30 km.	Construction of CD work	08	05 (63)	263.58
<b>Total</b>						<b>779.84</b>
District-Etawah						
27	UP-2238	T.19, Karri Chhimara Road to Kumhwar via Udampur	Hume Pipe Culvert	03	01(33)	124.10
<b>Total</b>						<b>124.10</b>
District-Faizabad						
28	UP-2342	Amanganj to Bisaka Purwaup to Raibareli Road	Hume Pipe Culvert 1000mm & 450mm	31	26 (84)	321.61
29	UP-2344	Jalalpur Kuchera Marg near Shahganj road to Isouli border	Hume Pipe Culvert 450mm	13	09 (69)	353.61
30	UP-2340	Ishwari Shukla,ka.purwa to bariyapur	Hume Pipe Culvert 450mm	29	12 (41)	237.56
31	UP-2348	Raibareli Road Badi Nahar	Hume Pipe Culvert 450mm	16	15 (94)	207.39
<b>Total</b>						<b>1120.17</b>
District-Jalaun						
32	UP-3609.B	Babai Sirsha to Oud Link Road	Hume Pipe Culvert	04	02(50)	50.00
33	UP-3617.A	Arjunpura Bhakraul Link Road	Hume Pipe Culvert	06	02(33)	84.00
34	UP-3646	Madhogarh Kuthond-Chitaura	Hume Pipe Culvert	08	04(50)	487.00
<b>Total</b>						<b>621.00</b>
District-Kannauj						
35	UP-3925	GT Road – Rooppur Road to Harinagar	Hume Pipe Culvert	04	01(25)	10.95
36		Katharrausa Road km.-2 to Sargauli	Hume Pipe Culvert	07	00(0)	29.90

37		Kharni Rajpur Road km.-7 to Jalalpur	Hume Pipe Culvert	07	06(86)	38.30
38		STTM Road km.-14 to Nagla Subhash	Hume Pipe Culvert	05	04(80)	18.93
39		Fatehpur Jasoda Jaspurapur Sariya Road km.-1 to Sagra	Hume Pipe Culvert	05	02(40)	16.50
40		Maujampur to Bichpuriya	Hume Pipe Culvert	05	00(0)	18.62
41		Sanyogita Road km.-8 - Gohankhera to Bhawanipur	Hume Pipe Culvert	04	01(25)	13.29
42		GT Road km.-333 to Hazratpur	Hume Pipe Culvert	02	01(50)	9.26
43	UP-3927	GT Road km.-307 (Akbarpur) to Madarpur	Hume Pipe Culvert	07	06(86)	52.24
44	UP-3939	Saurikh Sakrawa Palanadda Road (km.1-km.23)	Hume Pipe Culvert	44	42(95)	893.83
45	UP-3952	Palanadda Road km. 4 to Bikupur	Hume Pipe Culvert	04	02(50)	60.75
<b>Total</b>						<b>1162.57</b>
<b>District-Kasganj</b>						
46	UP-2198	Construction of Shahwajpur to Nagla Samanti	Repairing of existing Culvert	02	00 (0)	136.41
			Construction of Kerb and Channel drain	400.90 Rm	00 (0)	
47	UP-2192	Construction of Sahawar to Amanpur block boundary	Construction of 500 mm dia NP3 class Hume Pipe	02	00(0)	134.53
			Repairing of existing culvert	06	00(0)	
			Construction of Kerb and Channel drain	1600	00(0)	
48	UP-2193	Construction of Sidhpura to Nardoli (Sidhpura to Patiyali)	Construction of Kerb and Channel drain	1,000m	00(0)	336.97
49	UP-2194	Construction of Sahawar to Soron	Construction of R.C.C. Slab Culvert 6.00 m span	01	00 (0)	140.34
			Repairing of existing Culvert	06	00 (0)	
			Construction of Kerb and Channel drain	1,700.00 rm	00 (0)	
50	UP-2177	Construction of Nauri to Nagla Keshari (NG. BADAM)	Construction of Kerb and Channel drain (not included in bond)	210m	00 (0)	192.81
51		Construction of Amritpur Road to Narrai Link Road	Construction of Kerb and Channel drain (not included in bond)	16 m	00 (0)	
52		Construction of Sidhpura Baghwala Road to Heerapur	Construction of Kerb and Channel drain (not included in bond)	428 m	00 (0)	
			Construction of 500 mm dia NP3 class Hume Pipe	05	01(20)	
53	UP-2178	Construction of Bhikampur to NG. Wajeer	Construction of Kerb and Channel drain (not included in bond)	104 m	00 (0)	174.29



54		Nardoli to Nagla Hansi	Construction of Kerb and Channel drain (not included in bond)	60.00 m	00 (0)	
			Construction of 500 mm dia NP3 class Hume Pipe	05	04 (80)	
<b>Total</b>						<b>1115.35</b>
<b>District-Kushinagar</b>						
55	UP-4329	Kasia to Ramkola Road to Gonai Chhapra	1000 mm dia Hume Pipe Culvert	06	01 (17)	171.69
			RCC Culvert	03	00 (0)	
56		Gorakhpur to Kasia Road to Pakri	1000 mm dia Hume Pipe Culvert	01	00 (0)	
57	UP-4328	Kushinagar Mangalpur Road to Khauanuatola	Construction of 500 mm dia Gul Culvert	05	03 (60)	210.57
			1000 mm dia Hume Pipe Culvert	02	01 (50)	
58		Phoolawapatti to Dakhintola	1000 mm dia Hume Pipe Culvert	02	01 (50)	
59		Kaptanganj Road GobarahiChauraha to Ragarganj-Bhagawanpur	Construction of 500 mm dia Gul Culvert	05	00 (0)	
			1000 mm dia Hume Pipe Culvert	04	03 (75)	
60	UP-4372	Mahuari to Devataha Painted Road	Gul 450 mm dia Hume Pipe Culvert	20	07 (35)	334.90
			1000 mm dia Hume Pipe Culvert	04	03 (75)	
<b>Total</b>						<b>717.16</b>
<b>District-Maharajganj</b>						
61	UP-4738	Mahadaeeya to Chakdha	Gul/Hume Pipe	18	12(67)	425.65
			RCC	07	00(0)	
62	UP-4743	Shikarpur Ghughuli to Goura pitch via Vishunpur Ghat	Gul/Hume Pipe	11	06(55)	307.91
63	UP-4746	Mahadaeeya to Bhawanpur	Gul/Hume Pipe	06	01(17)	174.29
64	UP-4755A	Rampur to Karanautiya (0.700 km.)	Gul/Hume Pipe	02	01 (50)	126.14
65	UP-4756A	Adda Kajari to Dhotiyahawa Khas (0.650)	Gul/Hume Pipe	03	02(67)	81.22
66		Dhotiyahawa Kajri to Musharpurwa (1.375)	Gul/Hume Pipe	03	02(67)	
67	UP-4757A	Pharenda Brijamanganj to Chouri (0.700)	Gul/Hume Pipe	04	02(50)	71.08
68		Pharenda Brijamanganj to Ramdayalpur (1.500)	Gul/Hume Pipe	06	01(17)	
69	UP-4757B	Orhawaliya Barhaipurawa to Amarikhas (1.500)	Gul/Hume Pipe	06	03(50)	74.68
70	UP-4757C	Pakadiar to KhutaMaidan (1.400)	Gul/Hume Pipe	05	00(0)	22.93
71	UP-4768	Siswa to Sinduriya (12.000)	Gul/Hume Pipe	04	00(0)	139.96
72	UP-4769	Sinduriya Baloo to Shikarpur (12.000)	Gul/Hume Pipe	01	00(0)	8.10
<b>Total</b>						<b>1,431.96</b>

District-Mathura						
73	UP-5037	Guheta Teen visa to Koshi Shahpur via supana	Hume Pipe Culvert 350 mm & 600 mm	09	06 (67)	332.53
74	UP-5033	Goverdhan to Seeh	Hume Pipe Culvert 350 mm & 600 mm	36	05 (14)	799.83
75	UP-5029	Akbarpur To Shergarh	Hume Pipe Culvert 350 mm & 600 mm	10	04 (40)	532.98
<b>Total</b>						<b>1665.34</b>
District-Moradabad						
76	UP-5483	T.03 to Jasralpur	Not mentioned	05	02 (40)	261.60
77	UP-5484	Reeth to Mansupur	Not mentioned	05	04 (80)	326.60
78		T.04 to Behta	Not mentioned	03	01 (33)	
79	UP-5485	KDRPR to Manakpur	Not mentioned	02	01 (50)	118.20
80	UP-5489	Gopalpur Nattha Nagla Dhakaria West	Not mentioned	07	06 (86)	112.80
81	UP-5490	L032 to Dudhapur	Not mentioned	05	04 (80)	170.10
82	UP-5493	Jatpura to Tatarpur	Not mentioned	10	04 (40)	104.40
83	UP-5494	L.036 to Bhurh	Not mentioned	04	03 (75)	138.00
<b>Total</b>						<b>1231.70</b>
District-Shahjahanpur						
84	UP-6373	Construction of Kanth Madnapur to paror (T.02) upto Budhwana (Km 11.00.23.80)	Construction of Cross Drain	20 Rm	15 Rm (75)	464.83
<b>Total</b>						<b>464.83</b>
<b>Grand Total</b>				<b>₹ 14,314.96 lakh Say ₹ 143.15 crore</b>		

(Source: Information provided by PIUs and PD, PWD in the sampled districts).

## Appendix 2.1.29

### Details showing non-renewal of PMGSY roads by PWD in sampled districts

(Reference: Paragraph no. 2.1.8.5(ii); page no 24)

District	No. of roads transferred		No. of roads due for renewal		Test checked roads		Renewal not provided		Period of delay in renewal (in months)
	LR	TR	LR	TR	LR	TR	LR	TR	
Agra	57	20	0	20	0	12	0	12	14
Allahabad	113	48	68	48	48	26	16	23	25
Basti	38	7	16	7	16	5	14	5	18
Chandauli	24	21	17	21	17	16	2	21	18
Deoria	48	11	11	11	0	3	0	3	6
Etawah	138	24	65	24	65	11	65	0	49
Faizabad	41	8	14	8	14	8	0	8	24
Fatehpur	117	3	30	3	20	3	20	3	39
Jalaun	48	7	26	7	9	4	9	0	24
Jhansi	50	12	3	12	0	3	0	3	16
Kannauj	60	5	30	5	19	2	0	0	0
Kasganj	46	0	46	0	46	0	24	0	50
Kushinagar	59	13	18	13	18	7	18	13	11
Maharajganj	78	10	55	10	55	7	49	7	23
Mathura	76	34	47	34	17	13	17	13	24
Moradabad	106	17	31	17	31	8	18	17	32
Shahjahanpur	78	31	17	31	11	9	11	9	24
Sitapur	33	4	15	4	15	2	13	4	22
<b>Total</b>	<b>1,210</b>	<b>275</b>	<b>509</b>	<b>275</b>	<b>401</b>	<b>139</b>	<b>276</b>	<b>141</b>	
					<b>540 roads</b>		<b>417 roads (77 per cent of 540 roads)</b>		

(Source: PIUs and divisions of PWD of sampled districts)

LR = Link route; TR = Through route

**Appendix-2.1.30****Details showing first tier quality testing in sampled districts**

(Reference: Paragraph no. 2.1.9.1(i); page no 25)

(₹ in lakh)

Sl. No.	District	No. of packages	No. of roads	Length	Expenditure	Total tests required	Total tests conducted	No. of tests not conducted	Percentage of test not conducted
1	Agra	05	05	51.600	1,513.20	300	115	185	62
2	Allahabad	05	05	29.675	1,112.87	300	127	173	57-60
3	Basti	05	05	25.500	508.58	300	115	185	48-70
4	Chandauli	05	05	22.15	593.05	241	52	189	70-85
5	Deoria	05	05	37.425	1,218.99	300	181	119	25-55
6	Etawah	05	05	23.05	711.67	300	72	228	60-85
7	Faizabad	05	05	25.10	872.02	267	101	166	48-72
8	Fatehpur	05	05	12.05	418.54	300	104	196	55-75
9	Jalaun	04	04	48.810	2,113.00	240	60	180	78-68
10	Kannauj	05	05	32.30	1,096.60	300	115	185	60-65
11	Kasganj	05	05	38.43	825.98	300	84	216	58-80
12	Kushinagar	05	05	24.50	541.40	286	249	37	13-14
13	Maharajganj	05	05	16.35	249.49	300	248	52	15-32
14	Mathura	05	05	67.50	2,576.42	300	204	96	15-43
15	Moradabad	05	05	14.20	434.80	293	71	222	70-83
16	Shahjahanpur	05	05	21.45	938.27	240	125	115	15-56
17	Sitapur	05	05	17.45	412.53	300	97	203	67-70
<b>Total</b>		<b>84<sup>4</sup></b>	<b>84</b>	<b>507.540</b>	<b>16,137.41</b>				

(Source: Information provided by PIUs in the sampled districts).

<sup>4</sup> Complete Information was not provided by Jalaun and no information was provided by Jhansi.

**Appendix-2.1.31**

**Details showing non-obtaining of Consignee Receipt Certificates against executed bituminous works in sampled districts**

(Reference: Paragraph no. 2.1.9.1(i); page no 25)

(₹ in lakh)

Sl. No.	District	Package no.	Bituminous work executed as per voucher (M <sup>2</sup> )	Total quantity required for bituminous work (MT)	CRCs produced by contractors (MT)	CRCs not produced by contractors (MT)	Cost at refinery/ MT (approx.)	Value of CRCs not produced by contractors
1	Jhansi	3842	12,609	39.59	0	39.59	35,000	13.86
		3847	16,875	52.99	0	52.99	35,000	18.55
		3848	25,950	81.48	0	81.48	35,000	28.52
		3849	8,265	25.95	0	25.95	35,000	9.08
		3850	15,741	49.43	0	49.43	35,000	17.30
		3851	11,679	36.67	0	36.67	35,000	12.84
		3852	11,175	35.09	0	35.09	35,000	12.28
2	Kushinagar	4328	19,406	60.93	59.87	1.06	35,000	0.37
		4372	30,167	94.72	0	94.72	35,000	33.15
		4329	20,857	65.49	49.08	16.41	35,000	5.74
		4394	17,135	53.80	40.05	13.75	35,000	4.81
		4364	39,930	125.38	90.42	34.96	35,000	12.24
3	Allahabad	0397	23,652	74.27	0	74.27	35,000	25.99
		3119	6,234	19.57	0	19.57	35,000	6.85
		3103	37,087	116.45	108.22	8.23	35,000	2.88
		3107	27,485	86.30	0	86.30	35,000	30.21
		3112	19,475	61.15	0	61.15	35,000	21.40
		0385	11,058	34.72	0	34.72	35,000	12.15
4	Basti	1548	23,670	74.32	45.5	28.82	35,000	10.09
		1561	27,837	87.41	84.7	2.71	35,000	0.95
		1563	7,740	24.30	0	24.30	35,000	8.51
		1552	74,397	233.61	165.35	68.26	35,000	23.89
		1568	16,875	52.99	0	52.99	35,000	18.55
		1570	9,718	30.51	0	30.51	35,000	10.68
5	Deoria	2021	52,718	165.53	0	165.53	35,000	57.94
		2033	24,826	77.95	59.55	18.40	35,000	6.44
		2041	22,310	70.05	47	23.05	35,000	8.07
		2042	25,967	81.54	60.15	21.39	35,000	7.49
		2050	21,131	66.35	36.67	29.68	35,000	10.39
6	Sitapur	6649	28,333	88.97	44.5	44.47	35,000	15.56
		6644	38,290	120.23	0	120.23	35,000	42.08
		6652	29,542	92.76	20.21	72.55	35,000	25.39
		6654	38,864	122.03	92.79	29.24	35,000	10.24
		6693	15,287	48.00	0	48.00	35,000	16.80
		66112	32,241	101.24	0	101.24	35,000	35.43
		6673	27,877	87.53	0	87.53	35,000	30.64

7	Shahjahanpur	6362	30,337	95.26	65.21	30.05	35,000	10.52
		6373	49,881	156.63	0	156.63	35,000	54.82
		6388	19,400	60.92	55.08	5.84	35,000	2.04
		6389	13,602	42.71	0	42.71	35,000	14.95
		6397	32,926	103.39	0	103.39	35,000	36.19
		6398	41,678	130.87	0	130.87	35,000	45.80
		63109	15,206	47.75	0	47.75	35,000	16.71
		63110	22,072	69.31	0	69.31	35,000	24.26
8	Chandauli	1883	7,050	22.14	0	22.14	35,000	7.75
		1839	41,670	130.84	0	130.84	35,000	45.80
		1844	44,725	140.44	0	140.44	35,000	49.15
		1847	37,012	116.22	0	116.22	35,000	40.68
		1867	8,020	25.18	0	25.18	35,000	8.81
		1809	17,900	56.21	0	56.21	35,000	19.67
9	Faizabad	2340	24,104	75.69	59.9	15.79	35,000	5.53
		2361	32,627	102.45	29.12	73.33	35,000	25.67
10	Mathura	5020	47,362	148.72	0	148.72	35,000	52.05
		5033	64,717	203.21	143.13	60.08	35,000	21.03
		5035	45,600	143.18	104.21	38.97	35,000	13.64
		5036	60,780	190.85	98.69	92.16	35,000	32.26
		5037	21,770	68.36	45.05	23.31	35,000	8.16
11	Moradabad	5460	85,608	268.81	120.21	148.60	35,000	52.01
		5474	37,082	116.44	0	116.44	35,000	40.75
		5487	16,086	50.51	0	50.51	35,000	17.68
12	Kasganj	2193	34,363	107.90	0	107.90	35,000	37.76
		2177	19,377	60.84	28.39	32.45	35,000	11.36
		2178	16,584	52.07	34.58	17.49	35,000	6.12
		2192	18,345	57.60	29.18	28.42	35,000	9.95
		2194	6,563	20.61	0	20.61	35,000	7.21
		2196	32,982	103.56	0	103.56	35,000	36.25
13	Agra	0156	37,302	117.13	0	117.13	35,000	40.99
		0157	45,433	142.66	75.58	67.08	35,000	23.48
		0164	28,315	88.91	60	28.91	35,000	10.12
		0149	17,812	55.93	0	55.93	35,000	19.58
		0163	33,656	105.68	34.37	71.31	35,000	24.96
		0158	42,287	132.78	0	132.78	35,000	46.47
		0148	56,147	176.30	0	176.30	35,000	61.71
14	Fatehpur	2568	15,323	48.11	0	48.11	35,000	16.84
		2582	37,634	118.17	97.11	21.06	35,000	7.37
		2586	20,550	64.53	0	64.53	35,000	22.58
		2543	17,879	56.14	40.29	15.85	35,000	5.55
		2528	17,275	54.24	0	54.24	35,000	18.99
		2530	11,836	37.17	14.58	22.59	35,000	7.90
		2569	15,621	49.05	45.05	4.00	35,000	1.40
		2575	9,795	30.76	0	30.76	35,000	10.76

		2583	5,400	16.96	0	16.96	35,000	5.93
		2585	22,770	71.50	0	71.50	35,000	25.02
		2564	15,900	49.93	0	49.93	35,000	17.47
		2571	18,317	57.52	0	57.52	35,000	20.13
15	Etawah	3946	39,923	125.36	95.13	30.23	35,000	10.58
		3948	37,393	117.41	98.23	19.18	35,000	6.71
		3939	1,00,970	317.05	136.19	180.86	35,000	63.30
		3942	36,662	115.12	61.41	53.71	35,000	18.80
		3952	18,622	58.47	14.55	43.92	35,000	15.37
		3950	8,239	25.87	13.38	12.49	35,000	4.37
		3938	14,200	44.59	0	44.59	35,000	15.61
		3927	20,092	63.09	28.34	34.75	35,000	12.16
		3943	46,722	146.71	0	146.71	35,000	51.35
16	Maharajganj	4764	19,500	61.23	0	61.23	35,000	21.43
		4768	2,662	8.36	0	8.36	35,000	2.93
		4743	2,569	8.07	0	8.07	35,000	2.82
		4738	50,227	157.71	0	157.71	35,000	55.20
		4746	18,871	59.25	0	59.25	35,000	20.74
		4756A	2,413	7.58	0	7.58	35,000	2.65
		4757A	2,208	6.93	0	6.93	35,000	2.43
		4755A	2,372	7.45	0	7.45	35,000	2.61
		4757C	3,450	10.83	0	10.83	35,000	3.79
17	Jalaun	3609 B	3,098	9.73	0	9.73	35,000	3.40
		3610 B	18,147	56.98	0	56.98	35,000	19.94
		3613 A	11,099	34.85	20.1	14.75	35,000	5.16
		3617 A	3,075	9.66	3.92	5.74	35,000	2.01
		3636	29,804	93.58	73.31	20.27	35,000	7.10
		3638	48,233	151.45	151.04	0.41	35,000	0.14
		3646	27,525	86.43	0	86.43	35,000	30.25
18	Kannauj	3946	39,923	125.36	95.13	30.23	35,000	10.58
		3948	37,393	117.41	98.23	19.18	35,000	6.71
		3939	1,00,970	317.05	136.19	180.86	35,000	63.30
		3942	36,662	115.12	61.41	53.71	35,000	18.80
		3952	18,622	58.47	14.55	43.92	35,000	15.37
		3950	8,239	25.87	13.38	12.49	35,000	4.37
		3938	14,200	44.59	31.21	13.38	35,000	4.68
		3927	20,092	63.09	28.34	34.75	35,000	12.16
				3943	46,722	146.71	99.96	46.75
<b>Total</b>			<b>31,77,983</b>	<b>9,978.87</b>	<b>3,457.79</b>	<b>6,521.08</b>		<b>2,282.37</b> <b>Say 22.82 crore</b>

(Source: Information provided by PIUs in the sampled districts).

**Appendix-2.1.32**

**Details showing SQM's inspections of the test checked works in sampled districts**

(Reference: Paragraph no. 2.1.9.1(ii) (a); page no 25)

(₹ in lakh)

Sl. No.	District	No. of Packages	No. of works	Length (In km.)	Expenditure	Details of inspection of work			
						Nil	One	Two	Three or more
1	Agra	5	5	52.100	1,513.32	0	0	2	3
2	Allahabad	5	5	29.675	1,112.87	2	0	1	2
3	Basti	3	3	7.950	270.48	0	1	0	2
4	Chandauli	2	2	17.075	454.62	0	0	1	1
5	Deoria	3	3	12.95	548.85	0	0	0	3
6	Etawah	5	5	23.050	711.67	0	1	1	3
7	Fatehpur	5	5	12.050	418.54	0	2	3	0
8	Jalaun	5	5	48.810	2,113.00	0	0	1	4
9	Jhansi	5	5	47.105	1,556.67	0	1	3	1
10	Kannauj	5	5	32.300	1,096.60	2	0	2	1
11	Kasganj	2	2	5.900	174.68	0	0	0	2
12	Kushinagar	3	3	11.450	441.84	0	1	0	2
13	Maharajganj	2	2	1.750	79.94	0	0	1	1
14	Mathura	5	5	67.500	2,576.42	0	0	1	4
15	Moradabad	5	5	14.200	434.8	0	1	4	0
16	Shahjahanpur	3	3	12.450	615.43	0	0	2	1
17	Sitapur	2	2	10.400	244.17	0	0	1	1
<b>Total</b>		<b>65</b>	<b>65</b>	<b>406.715</b>	<b>14,363.9</b>	<b>4</b>	<b>7</b>	<b>23</b>	<b>31</b>

(Source: Information provided by PIUs in the sampled districts).



### Appendix-2.1.33

#### Details showing SQM's inspections in lesser number of spots in sampled districts

(Reference: Paragraph no. 2.1.9.1(ii) (b); page no 25)

(₹ in lakh)

Sl. No.	District	No. of Packages	No. of works	Length (in Km.)	Minimum no. of spots required to be checked in each stage	Total spots required to be checked in three stages	Total no. of spots checked	Expenditure	%age of spots not checked (Range)
1	Agra	05	05	52.100	53	159	78	1,513.20	15-67
2	Allahabad	05	05	29.675	30	90	23	1,112.87	44-57
3	Basti	03	03	7.950	08	24	16	270.48	33-67
4	Chandauli	02	02	17.075	17	51	18	454.62	60-71
5	Deoria	03	03	12.950	13	39	18	548.85	67
6	Etawah	05	05	23.050	24	68	25	711.67	33-78
7	Fatehpur	05	05	12.050	13	37	21	418.54	33-67
8	Jalaun	05	05	48.810	49	147	97	2113	08-67
9	Jhansi	05	05	47.105	48	144	41	1,556.67	63-88
10	Kannauj	05	05	32.300	33	99	27	1096.6	58-81
11	Kasganj	02	02	5.900	06	18	16	174.68	22
12	Kushinagar	03	03	11.450	12	36	18	441.84	08-71
13	Maharajganj	02	02	1.750	02	06	10	79.94	00
14	Mathura	05	05	67.500	68	204	27	2,576.42	71-92
15	Moradabad	05	05	14.200	15	45	23	434.80	17-67
16	Shahjahanpur	03	03	12.450	13	39	14	615.43	33-82
17	Sitapur	02	02	10.400	11	33	06	244.17	90
<b>Total</b>		<b>65</b>	<b>65</b>	<b>406.715</b>				<b>14,363.78</b>	

(Source: Information provided by PIUs in the sampled districts).

**Appendix-2.1.34****Details of modules to be maintained in OMMAS***(Reference: Paragraph no. 2.1.9.2; page no 25)*

<b>Name of Module</b>	<b>Sub-module</b>	<b>Contents</b>	<b>Data to be entered by</b>
Master Data Module	Area Master	Villages/habitations and details of facilities available at habitation level	PIU
	Road Master	Name of the road, surface type <i>etc.</i>	PIU
	Contractor Master	List of registered contractors	SRRDA
	MP/MLA constituency	Constituency.wise details of MP/MLA	SRRDA
	Contractor details	Details of registered contractors	SRRDA
	SBD with check.list	Check.list of proposals	SRRDA
Rural Road Plan Module	DRRP data	Category wise list of roads at district level	PIU
	Core Network data	Links from DRRP for inclusion in core network	PIU
Proposal Module	Annual Proposal	Annual proposals based on selection of road links from the core network	PIU
	Proposal details	Proposal details based on DPRs	Initial data by PIUs, further by STA and cleared by NRRDA
Tendering Module	Tendering data and NIT	Data related to tender process	PIU
	Contractor award details	Details of works awarded	PIU
Execution & Monitoring Module	Physical & financial progress	Progress against each work in physical and financial terms	PIU
	Completion of road works	Data regarding completed works	PIU
Payment and fund flow Module		Accounting data with regard to classified expenditure against each road	PIU
Maintenance Module		Physical and financial data regarding 5 years contract based maintenance	PIU
Quality Monitoring Module		Data regarding quality control inspection	NQM & SQM

(Source: Operations Manual of PMGSY).

## **Appendix-2.1.35**

### **Details showing discrepancies in the data/information available in OMMAS**

*(Reference: Paragraph no. 2.1.9.2; page no 26)*

#### ***(i) Master Data Module***

- Of the 1,979 records, available in the master data module, the details of contractors required to be entered in module did not appear to be authentic as in 1,245 cases the validity period of registration were given as ‘from 1970’, ‘from 2016 to 2037’ *etc*; and
- In the contractors’ detail sub module, Permanent Account Number (PAN) of contractors was not entered in 380 cases whereas in 68 cases PAN was invalid as these contained ‘xyz’, ‘1234’, ‘555’, ‘1000000000’ *etc*.

#### ***(ii) Rural roads plan modules***

- Of 17,664 entries regarding proposal of works entered in the module, traffic density of proposed roads were not specified in 8,496 cases; CBR values of soil were not specified in 8,161 cases; maintenance costs were not specified in 9,016 cases; and road lengths were not entered in 198 cases; and
- As per guidelines, Unique Identification Number (UID) with the mention of ‘T’ for through routes and ‘L’ for link routes was to be assigned to each road in CN. Contrary to this same UID was mentioned against 1,889 roads and in 7,946 roads, UIDs were not with “T” or “L”, as required.

#### ***(iii) Tendering Module***

Of 17,947 entries in the module, dates of award of work and their completion were showing 01.01.1960 in 23 cases whereas in 525 cases, the gap between date of agreement and date of award of works ranged between one and seven years. Further, in 66 cases, scheduled dates of completion were showing before the dates of agreements.

(Source: Reports of OMMAS).

**Appendix-2.1.36****Details of records to be maintained by SRRDA and PIUs***(Reference: Paragraph no 2.1.10; page no 26)*

Sl. No.	Name of Record	Form No.	Records to be maintained by
<b>MONTHLY ACCOUNTS &amp; BALANCE SHEET</b>			
1	Monthly Account	PMGSY/F-1	SRRDA
2	Master Sheet of Accounts of all the PIUs	PMGSY/F-1AA	SRRDA
3	Master sheet of consolidated balance sheet of SRRDA and PIUs	PMGSY/F-1AAA	SRRDA
4	Annual Account of Receipts and Payments	PMGSY/F-1A(Annual)	SRRDA
5	Balance sheet (State)	PMGSY/F-2	SRRDA
6	Monthly accounts (PIU)	PMGSY-F-1A	PIU
7	Balance sheet monthly (PIU)	PMGSY-F-2B	PIU
<b>INITIAL ACCOUNT RECORDS</b>			
8	Cash book of SRRDA	PMGSY/IA/F-3	SRRDA
9	Cash book of PIU	PMGSY/IA/F-3A	PIU
10	Register of cheques received and adjusted	PMGSY/IA/F-3B	PIU
11	Imprest cash book	PMGSY/IA/F-4	PIU
12	Money receipt book	PMGSY/IA/F-5	PIU
13	Payment voucher	PMGSY/IA/F-6	PIU
14	Transfer entry book	PMGSY/IA/F-7	PIU
15	General ledger (Debit)	PMGSY/IA/F-8	PIU
16	General ledger (Credit)	PMGSY/IA/F-9	PIU
17	PIU wise Ledger for programme funds transferred by SRRDA	PMGSY/IA/F-10	SRRDA
18	Abstract of programme fund transferred to PIUs	PMGSY/IA/F-10A	SRRDA
19	PIU wise ledger for bank authorisation by SRRDA	PMGSY/IA/F-10B	SRRDA
20	Abstract of outstanding bank authorisations with PIUs	PMGSY/IA/F-10C	SRRDA
21	PIU wise register of cheques issued	PMGSY/IA/F-10D	SRRDA
22	PIU wise register of remittances	PMGSY/IA/F-10E	SRRDA
23	Running account bill	PMGSY/IA/F-11	PIU
24	Account of secured advance	PMGSY/IA/F-12	PIU
25	Account of advance against machinery	PMGSY/IA/F-13	PIU
26	Indenture for secured advance	PMGSY/IA/F-14	PIU
27	Record measurement book	PMGSY/IA/F-15	PIU
28	Bill measurement book	PMGSY/IA/F-16	PIU
29	Transfer entry order	PMGSY/IA/F-17	PIU
30	Contractor's ledger	PMGSY/IA/F-18	PIU
31	Register of works	PMGSY/IA/F-19	PIU
32	Detailed completion report	PMGSY/IA/F-20	PIU

<b>SUBSIDIARY REGISTERS</b>			
33	Register of statutory deductions from contractors/suppliers	PMGSY/SR/F-21	PIU
34	Register of deposits repayable	PMGSY/SR/F-22	PIU
35	Register of miscellaneous works advance	PMGSY/SR/F-23	PIU
36	Register of sanctioned estimates	PMGSY/SR/F-24	PIU
37	Register of interest bearing securities / bank guarantees	PMGSY/SR/F-27	PIU
38	Account of interest bearing securities	PMGSY/SR/F-27A	PIU
39	Register of government sanctions releasing programme fund	PMGSY/SR/F-28	SRRDA
40	Register of measurement books	PMGSY/SR/F-31	PIU
41	Register of cheques/ receipt books	PMGSY/SR/F-32	PIU
42	Register of miscellaneous recoveries	PMGSY/SR/F-32A	PIU
<b>SUPPORTING SCHEDULES WITH MONTHLY ACCOUNTS/ BALANCE SHEET</b>			
43	Bank reconciliation statement	PMGSY/SCH/F-52	PIU
44	Bank remittance reconciliation statement	PMGSY/SCH/F-52(REM)	PIU
45	Schedule of programme funds received	PMGSY/SCH/F-52A	PIU
46	Schedule of programme fund received by SRRDA	PMGSY/SCH/F-52AA	SRRDA
47	Schedule of incidental funds/misc. income	PMGSY/SCH/F-52B	PIU
48	Schedule of deposits repayable	PMGSY/SCH/F-52C	PIU
49	Schedule of current liabilities	PMGSY/SCH/F-52D	PIU
50	Schedule of new roads constructed	PMGSY/SCH/F-53A	PIU
51	Schedule of construction of new roads (State)	PMGSY/SCH/F-53AA	SRRDA
52	Schedule of upgradation of roads	PMGSY/SCH/F-53B	PIU
53	Schedule of upgradation of existing roads (State)	PMGSY/SCH/F-53BB	SRRDA
54	Schedule of other expenditure on roads	PMGSY/SCH/F-53C	PIU
55	Schedule of other expenditure on roads (State)	PMGSY/SCH/F-53CC	SRRDA
56	Schedule of current assets	PMGSY/SCH/F-53D	PIU
57	Schedule of reconciliation between PIUs and SRRDA	PMGSY/SCH/F-54	PIU
58	List of schedules to be annexed with balance sheet of PIU	PMGSY/SCH/F-55	PIU
59	Schedule of interest bearing securities	PMGSY/SCH/F-56	PIU
60	Schedule for cash balance	PMGSY/SCH/F-57	PIU
<b>GENERAL</b>			
61	Register of Misc. sanctions	PMGSY/GEN/F-58	PIU
62	Register of divisional accountants audit objections	PMGSY/GEN/F-59	PIU
63	Divisional officers report of scrutiny of accounts	PMGSY/GEN/F-60	PIU
64	Annual certificate of balances	PMGSY/GEN/F-61	PIU
65	Requisition for funds	PMGSY/GEN/F-62	PIU
66	Register of destruction of records	PMGSY/GEN/F-63	PIU
67	Bank authorisation	PMGSY/GEN/F-64	SRRDA

### Administrative Funds

Sl. No.	Name of record	PMGSY Form no.	To be maintained by
1	Monthly account of receipts & payments	PMGSY/F-1-ADM	SRRDA
2	Master sheet of accounts of all the PIUs	PMGSY/F-1AA-ADM	SRRDA
3	Master sheet of consolidated balance sheet of SRRDA and PIUs	PMGSY/F-1AAA-ADM	SRRDA
4	Annual account of receipts and payments	PMGSY/F-1A (Annual)-ADM	SRRDA
5	Consolidated income and expenditure account	PMGSY/F-1(1&E-1)	SRRDA
6	Income and expenditure account	PMGSY/F-1 (1-E-2)	SRRDA
7	Consolidated balance sheet	PMGSY/F-2A-ADM	SRRDA
8	Income and expenditure account (PIU)	PMGSY/F-1(I&E-3)	PIU
9	Monthly/Annual balance sheet (PIU)	PMGSY/F-2B-ADM	PIU
10	Monthly Account of receipts and payments	PMGSY/F-1A-ADM	PIU
11	Annual Account of receipts and payments	PMGSY/F-1B(Annual)-ADM	PIU
12	Cash book	PMGSY/IA/F-3	SRRDA
13	Cash book	PMGSY/IA/F-3A	PIU
14	Payment voucher	PMGSY/IA/F-6	PIU
15	Bank authorisation transfer entry book	PMGSY/IA/F-7A	PIU
16	Register of funds transferred by SRRDA to PIU	PMGSY/IA/F-10-ADM	SRRDA
17	Abstract PIU wise register of administrative expenses funds transferred by SRRDA	PMGSY/IA/F-10A-ADM	SRRDA
18	Register of PIU wise bank authorisation	PMGSY/IA/F-10B-ADM	SRRDA
19	Abstract of PIU wise outstanding bank authorisation	PMGSY/IA/F-10C-ADM	SRRDA
20	PIU wise register of cheques issued	PMGSY/IA/F-10D-ADM	SRRDA
21	Register of remittances into the bank	PMGSY/IA/F-10E	PIU
22	Register of deposits repayable	PMGSY/SR/F-22	PIU
23	Register of miscellaneous advance	PMGSY/SR/F-23	PIU
24	Register of government sanctions releasing administrative expenses fund	PMGSY/SR/F-28	SRRDA
25	Register of cheques/receipt books	PMGSY/SR/F-32	PIU
26	Register of miscellaneous recoveries	PMGSY/SR/F-32A	PIU
27	Register of STD/Trunk call charges	As per Govt. order	PIU
28	Register of travelling expenses	As per Govt. order	PIU
29	Register of consumable store	As per Govt. order	PIU
30	Register of unpaid bills	PMGSY/SS/F-45	PIU
31	Register of durable assets	PMGSY/SS/F-46	PIU
32	Application-cum-bill for Refund of Lapsed Deposit	PMGSY/SS/F-51	PIU
33	Bank authorisation utilization and reconciliation statement	PMGSY/SCH/F-52-ADM	PIU
34	Bank remittance reconciliation statement	PMGSY/SCH/F-52 REM-ADM	PIU
35	Schedule of administrative expenses fund	PMGSY/SCH/F-52A ADM	PIU

36	Schedule of surplus funds/misc. income	PMGSY/SCH/F-52B ADM	PIU
37	Schedule of deposits repayable	PMGSY/SCH/F-52C ADM	PIU
38	Schedule of current liabilities	PMGSY/SCH/F-52D ADM	PIU
39	Schedule of current assets	PMGSY/SCH/F-53E-ADM	PIU
40	Schedule of durable assets	PMGSY/SCH/ F-53F-ADM	PIU
41	List of schedules to be annexed with balance sheet of PIU	PMGSY/SCH/F-56	PIU
42	Schedule of cash balance	PMGSY/SCH/F-57	PIU
43	Register of Divisional Accountant's audit objections	PMGSY/GEN/F-59	PIU
44	Divisional Officer's report of scrutiny of accounts change	PMGSY/GEN/F-60	PIU
45	Register of destruction of records	PMGSY/GEN/F-63	PIU
46	Requisition for bank authorisations for central Administrative expenses funds	PMGSY/GEN/F-64A ADM	PIU
47	Requisition for bank authorisations for state administrative expenses funds	PMGSY/GEN/F-64B ADM	PIU
48	Bank authorisation authority	PMGSY/GEN/F-65	SRRDA

### Maintenance Fund

Sl. No.	Name of record	Form no.	To be maintained by
1	Monthly account of receipts and payments	PMGSY/F-1-MNTN	SRRDA
2	Master sheet of accounts of all the PIUs	PMGSY/F-1AA-MNTN	SRRDA
3	Master sheet of consolidated balance sheet of SRRDA and PIUs	PMGSY/F-1-AAA-MNTN	SRRDA
4	Annual account of receipts and payments	PMGSY/F-1-A (Annual)-MNTN	SRRDA
5	Income and expenditure account	PMGSY/F-1(I&E-2)-MNTN	SRRDA
6	Income and expenditure account (PIU)	PMGSY/F-1(I&E-3)-MNTN	PIU
7	Consolidated income and expenditure account	PMGSY/F-1(1 & E-1)-MNTN	SRRDA
8	Consolidated balance sheet of SRRDA and PIUs	PMGSY/F 2- MNTN	SRRDA
9	Balance sheet monthly/annual (PIU)	PMGSY/F -2B-MNTN	PIU
10	PIU wise maintenance fund register	PMGSY/IA/F-10-MNTN	SRRDA
11	Abstract PIU wise register of maintenance funds transferred by SRRDA	PMGSY/IA/F-10A-MNTN	SRRDA
12	Register of PIU wise bank authorisations	PMGSY/IA/F-10B-MNTN	SRRDA
13	Abstract of PIU wise outstanding bank authorisations	PMGSY/IA/F-10C-MNTN	SRRDA
14	PIU wise register of cheques issued	PMGSY/IA/F-10D-MNTN	SRRDA
15	Cash book	PMGSY/IA/F-3A	PIU
16	Payment voucher	PMGSY/IA/F-6	PIU
17	Bank authorisation transfer entry book	PMGSY/IA/F-7A	PIU
18	Register of remittances into the bank	PMGSY/IA/F-10E-MNTN	PIU
19	Running / Final Account Bill	PMGSY/IA/F-11 Form-26/R	PIU

20	Running / final account bill for performance based maintenance of roads	PMGSY/IA/F-11-A-MNTN	PIU
21	Account of secured advance	PMGSY/IA/F-12 Form-26A/R	PIU
22	Indenture for secured advance	PMGSY/IA/F-14 Form-31/R	PIU
23	Measurement book	PMGSY/IA/F-15 Form-23	PIU
24	Performance check book	PMGSY/IA/F-15-A-MNTN Form-23	PIU
25	Bill measurement book	PMGSY/IA/F-16	PIU
26	Contractor's ledger	PMGSY/IA/F-18 Form-43/R	PIU
27	Register of works	PMGSY/IA/F-19-MNTN Form-40/R	PIU
28	Detailed completion report	PMGSY/IA/F-20 Form-44	PIU
29	Register of statutory deductions from contractors/suppliers	PMGSY/SR/F-21 Form-67	PIU
30	Register of sanctioned estimates	PMGSY/SR/F-24-MNTN	PIU
31	Register of interest bearing securities/bank guarantees	PMGSY/SR/F-27 Form-85/R	PIU
32	Register of measurement books/performance check books	PMGSY/SR/F-31-MNTN Form-92	PIU
33	Bill register	PMGSY/SS/F-33 Form-33	PIU
34	Bank authorisation utilisation and reconciliation statement	PMGSY/SCH/F-52-MNTN	PIU
35	Bank remittances reconciliation statement	PMGSY/SCH/F-52(REM)-MNTN	PIU
36	Schedule of maintenance fund	PMGSY/SCH/F-52A-MNTN	PIU
37	Schedule of surplus funds/misc. income	PMGSY/SCH/F-52B-MNTN	PIU
38	Schedule of deposits repayable	PMGSY/SCH/F-52C-MNTN	PIU
39	Schedule of current liabilities	PMGSY/SCH/F-52D-MNTN	PIU
40	Schedule of routine maintenance of roads	PMGSY/SCH/F-53A-MNTN	PIU
41	Schedule of periodic renewal of roads	PMGSY/SCH/F-53B-MNTN	PIU
42	Schedule of special repairs to roads	PMGSY/SCH/F-53C-MNTN	PIU
43	Schedule of current assets	PMGSY/SCH/F-53D-MNTN	PIU
44	List of schedules to be annexed with balance sheet of PIU	PMGSY/SCH/F-55-MNTN	PIU
45	Register of destruction of records	PMGSY/GEN/F-63 Form 97	PIU
46	Bank authorisation authority	PMGSY/GEN/F-64-MNTN	SRRDA

**Records at SRRDA level: programme fund-18, administrative fund-15 and maintenance fund-13; Total-46**

**Records at PIU level: programme fund-33, administrative fund-33 and maintenance fund-49; Total-115**

(Source: Operations Manuals and Information provided by PIUs in the sampled districts)



**Appendix-2.1.37****Details showing non-maintenance of records by SRRDA and at PIU levels  
(Sampled districts)***(Reference: Paragraph no 2.1.10; page no 26)*

Sl. No.	Records to be maintained	No. of records to be maintained	No. of records maintained	Shortfall (Percentage to col. no. 3)
1	2	3	4	5
<b>At State level</b>				
1.	SRRDA	46	17	26 (63)
<b>At PIU levels</b>				
1.	Agra	115	42	73 (63)
2.	Allahabad	115	40	75 (65)
3.	Basti	115	29	86 (75)
4.	Chandauli	115	30	85 (74)
5.	Deoria	115	39	76(66)
6.	Etawah	115	29	86 (75)
7.	Faizabad	115	30	85 (74)
8.	Fatehpur	115	30	85 (74)
9.	Jalaun	115	32	83 (72)
10.	Jhansi	115	27	88 (77)
11.	Kannauj	115	31	84 (73)
12.	Kasganj	115	29	86 (75)
13.	Kushinagar	115	39	76(66)
14.	Maharajganj	115	30	85 (74)
15.	Mathura	115	29	86 (75)
16.	Moradabad	115	42	73 (63)
17.	Shahjahanpur	115	43	72 (63)
18.	Sitapur	115	29	86 (75)

*(Source: Information provided by PIUs in the sampled districts).*

## Appendix 2.2.1

### Details showing modifications made in the Mid-Day Meal Scheme from time to time

(Reference: Para 2.2.1; Page 31)

Milestone date	Objectives of the scheme	Coverage and main features
August 1995	National Programme of Nutritional Support to Primary Education (NP-NSPE) was launched as a Centrally Sponsored Scheme on 15 August 1995 with the objective to boost the universalisation of primary education by increasing enrolment, retention, and attendance; and simultaneously impacting on the nutritional status of students in primary classes country wide, in a phased manner by 1997-98.	<ul style="list-style-type: none"> <li>Initially implemented in 2408 blocks in the country.</li> <li>By the year 1997-98 the NP-NSPE was introduced in all blocks of the country.</li> <li>Covered all the government, local body and government aided primary schools.</li> <li>Provided free supply of foodgrains at the rate of 100 grams per child per school day (3 Kg/month).</li> </ul>
October 2002		Scheme was extended to cover all the children studying in Education Guarantee Scheme (EGS) and Alternative & Innovative Education (AIE) centres.
September 2004	Revised scheme (2004) was implemented: <ul style="list-style-type: none"> <li>To boost universalisation of primary education by improving enrolment, attendance, retention and learning levels of children, especially those belonging to disadvantaged sections;</li> <li>To improve nutritional status of students of primary stage;</li> <li>To provide nutritional support to students of primary stage in drought affected areas during summer vacation also.</li> </ul>	<ul style="list-style-type: none"> <li>Cooked meal containing 100 grams of foodgrains, having 300 calories and 8-12 grams of protein, was provided to all the children studying in primary classes of government, local body and government aided schools on each school day from 01 September 2004.</li> <li>Conversion cost was provided for supply of cooked meal.</li> <li>Administration of six monthly doses for de-worming, weekly Iron and Folic Acid supplements.</li> <li>Other appropriate supplementation depending on common deficiencies found in local areas.</li> </ul>
August 2006	Revised scheme (2006) was implemented with the objective to: <ul style="list-style-type: none"> <li>Improving the nutritional status of children;</li> <li>Encouraging poor children belonging to disadvantaged sections to attend school more regularly and help them concentrate on classroom activities; and</li> <li>Providing nutritional support to children of primary stage in drought affected areas during summer vacation.</li> </ul>	<ul style="list-style-type: none"> <li>The nutritional value of the cooked mid-day meal was increased from 300 to 450 calories and the protein content therein from 8-12 grams to 12 grams.</li> <li>The scheme also provided for adequate quantities of micronutrients like iron, folic acid, vitamin-A etc. through convergence with NRHM.</li> </ul>

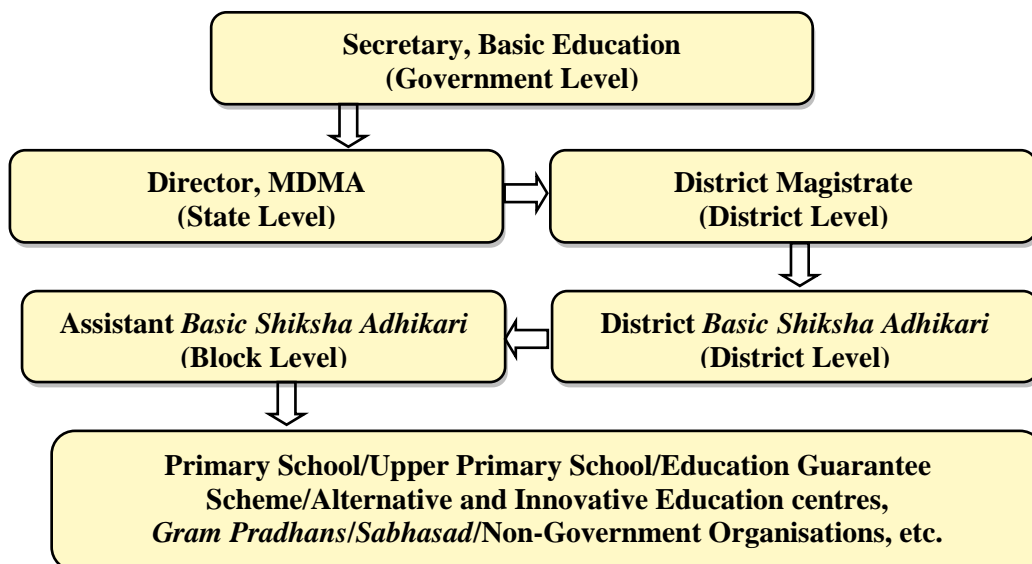
October, 2007	Scheme was renamed as 'Mid-Day Meal Scheme'	<ul style="list-style-type: none"> <li>• The mid-day meal programme was extended to Upper Primary Schools in 695 Educationally Backward Blocks and Forest Areas of 66 districts.</li> <li>• Cooked meals having 150 grams foodgrains with nutritional value of 700 calories and 20 grams of protein were provided to upper primary students.</li> </ul>
April 2008		<ul style="list-style-type: none"> <li>• The Scheme was extended to Upper Primary Schools of all Blocks of the State.</li> <li>• The mid-day meal programme was extended to all the eligible <i>Madarsa/ Maktab</i> supported under SSA.</li> </ul>

(Source: Guidelines and Orders of Mid-Day Meal Scheme)

## Appendix-2.2.2

### Organisational chart

(Reference: Paragraph No.2.2.2; Page no.32)



### Appendix 2.2.3

### Financial position of MDMS during 2010-15

(Reference: Paragraph no.2.2.6.1; Page no.34)

(₹ in crore)

Particulars	2010-11	2011-12	2012-13	2013-14	2014-15	Total
<b>Demands as per AWP&amp;B</b>						
Central share	2,001.79	1,474.55	1,679.34	2,033.97	1,851.78	9,041.43
State share	388.55	347.47	394.53	587.56	509.89	2,228.00
<b>Total</b>	<b>2,390.34</b>	<b>1,822.02</b>	<b>2,073.87</b>	<b>2,621.53</b>	<b>2,361.67</b>	<b>11,269.43</b>
<b>Outlay approved by PAB</b>						
Central share	1,450.09	1,195.69	1,325.08	1,424.69	1,419.04	6,814.59
State share	397.88	328.41	366.6	388.49	380.73	1,862.11
<b>Total</b>	<b>1,847.97</b>	<b>1,524.1</b>	<b>1,691.68</b>	<b>1,813.18</b>	<b>1,799.77</b>	<b>8,676.70</b>
<b>Releases</b>						
Central share	1,241.56	1,019.01	1,270.84	1,127.67	1,237.95	5,897.02
State share	349.05	272.47	350.38	310.96	349.74	1,632.59
<b>Total</b>	<b>1,590.61</b>	<b>1,291.47</b>	<b>1,621.22</b>	<b>1,438.62</b>	<b>1,587.69</b>	<b>7,529.61</b>
<b>Expenditure</b>						
Central share	1,161.37	968.66	1,232.32	1,113.46	1,187.87	5,663.69
State share	316.74	261.42	341.12	307.46	336.22	1,562.96
<b>Total</b>	<b>1,478.11</b>	<b>1,230.08</b>	<b>1,573.44</b>	<b>1,420.92</b>	<b>1,524.09</b>	<b>7,226.65</b>
<b>Short releases and its percentage with respect to PAB approval</b>						
Central share	208.53 (14)	176.68 (15)	54.24 (4)	297.02 (21)	181.09 (13)	917.57 (13)
State share	48.83 (12)	55.94 (17)	16.22 (4)	77.53 (20)	30.99 (8)	229.52 (12)
<b>Total</b>	<b>257.36 (14)</b>	<b>232.62 (15)</b>	<b>70.46 (4)</b>	<b>374.55 (21)</b>	<b>212.08 (12)</b>	<b>1147.09 (13)</b>

(Source: AWP&B, PAB, Budget and Koshwani)

#### Appendix-2.2.4

### Details showing recoverable quantities of foodgrains and amount of cooking cost from old *Pradhans*

(Reference: paragraph 2.2.6.2, page no.35)

Sl. No.	Details	Amount (₹ in crore)
1.	A total quantity of 25,992 MTs of foodgrains, lying with 9,072 <i>Pradhans</i> of Ambedkar Nagar, Auraiya, Azamgarh, Ballia, Banda, Budaun, Chandauli, Chitrakoot, Deoria, Etah, Etawah, Faizabad, Gonda, Hamirpur, Hathras, Jalaun, Kasganj, Kanpur Nagar, Lalitpur, Mahoba, Pilibhit, Saharanpur, Shravasti and Sultanpur districts, was neither transferred to newly elected <i>Pradhans</i> nor its cost was recovered (March 2015) from them. In test-checked districts of Faizabad and Saharanpur, 722.26 MTs and 1,151.42 MTs of foodgrains were not transferred by old <i>Pradhans</i> to newly elected <i>Pradhans</i> . The quantities recoverable from old <i>Pradhans</i> in these two districts were less reported by BSAs at district level to MDMA as 100.38 MTs and 136.88 MTs as against 722.26 MTs and 1,151.42 MTs respectively.	13.39
2.	In district Hardoi, against the actual CB of CC amounting to ₹ 15.20 crore for 2008-09, OB for 2009-10 was shown as ₹ 2.48 crore in UC. The difference of ₹ 12.72 crore was to be re-verified from GPs as per UC furnished by the district authorities to MDMA. Audit observed that this verification with GPs was never carried out and therefore the amount of ₹ 12.72 crore remain un-verified and un-traceable for last 5 years. District authorities did not make any efforts to verify whether this amount was actually spent by GPs on the scheme implementation or misappropriated.	12.72
3.	In district Budaun, against CC amounting to ₹ 1.29 crore recoverable (November 2010) from erstwhile <i>Pradhans</i> , only ₹ 37.33 lakh was recovered during September 2011 to September 2015. Further, CC of ₹ 37.33 lakh was recovered from old <i>Pradhans</i> upto September 2015 but instead of depositing the same into Government account; it was deposited in the account open in the name of BSA in violation of GoUP directives (November 2013).	0.92
<b>Total</b>		<b>27.03</b>

(Source: Information provided by MDMA and test-checked districts)

#### Appendix-2.2.5

### Details of blockage of state share of honorarium payable to cook-cum-helpers during 2010-15

(Reference: paragraph no.2.2.6.4; Page no.36)

(₹ in crore)							
Year	Central share released (75%)	State share due (25%)	State share released	Excess release	Expenditure from state share during the year	Unspent balance of state share	Percentage of utilisation of state share
2010-11	214.35	71.45	193.96	122.51	84.34	110.6	43.27
2011-12	229.86	76.62	76.62	0.00	92.18	95.04	49.24
2012-13	322.38	107.46	120.15	12.70	100.07	115.12	46.50
2013-14	290.10	96.70	107.71	11.01	102.07	120.76	45.81
2014-15	306.22	102.07	102.07	0.00	104.89	117.94	47.07
<b>Total</b>	<b>1,362.91</b>	<b>454.30</b>	<b>600.51</b>	<b>146.21</b>			

(Source: Utilisation Certificates, Statements of Expenditure provided by MDMA)

## Appendix-2.2.6

### Statement showing excess payment on honorarium to cook-cum-helpers (HCCH) made to Non-Government Organisations (NGOs) in Lucknow district

(Reference: Paragraph 2.2.6.4 page no.36)

Sl. No.	Name of NGO	No. of students enrolled	Cooks engaged	HCCH paid	Cooks required as per GO	Admissible HCCH	Excess payment
<b>January to March 2010</b>							
1.	Fairdeal Gramodyog Sewa Samiti	1,912	13	39,000	07	21,000	18,000
2.	Naimish Pragati Sewa Sansthan	0,626	05	15,000	05	15,000	00
3.	Prateek Mahila Kalyan	0,595	05	15,000	05	15,000	00
4.	Maulana Azad Memorial Society	2,230	14	48,000	08	24,000	24,000
5.	Unmesh	2,618	24	72,000	09	27,000	45,000
6.	Janhit Sewa Shodh Sansthan	1,968	14	42,000	07	21,000	21,000
7.	Peoples Welfare Society	2,609	23	63,000	09	27,000	36,000
8.	Ramesh Sewa Sansthan	3,025	24	72,000	09	27,000	45,000
9.	Shubh Kamna Sahkari Sewa Sansthan	0,505	05	15,000	05	15,000	00
10.	Hare Ram Hare Krishna Samajik Parivartan Samiti	0,613	06	18,000	05	15,000	03,000
11.	Chhattishgarh Samajik Jan Chetan Manch	5,204	28	84,000	11	33,000	51,000
12.	Vishveshwar Dayal	5,550	29	87,000	11	33,000	54,000
13.	Navshrisht	2,850	18	51,000	09	27,000	24,000
14.	Jyoti Niketan	0,535	05	15,000	05	15,000	00
15.	World Welfare Society	0,489	05	18,000	05	15,000	03,000
16.	Nirbal Sewa Sansthan	0,621	06	18,000	05	15,000	03,000
17.	Adarsh Jan Kalyan Evam Shiksha Samiti	0,627	06	18,000	05	15,000	03,000
18.	Avadh Gram Sewa Samiti	1,054	08	24,000	06	18,000	06,000
19.	Help Hands	3,309	24	72,000	09	27,000	45,000
20.	Krishi Vikas Sansthan	0,624	06	18,000	05	15,000	03,000
21.	Shashvat Sewa Sansthan	3,865	26	78,000	09	27,000	51,000
22.	Jan Kalyan Sewa Samiti	0,540	05	15,000	05	15,000	00
<b>April 2010 to June 2010</b>							
1.	Fairdeal Gramodyog Sewa Samiti	1,912	13	30,329	07	16,331	13,998
2.	Naimish Pragati Sewa Sansthan	0,626	05	11,665	05	11,665	00
3.	Prateek Mahila Kalyan	0,595	05	11,665	05	11,665	00
4.	Maulana Azad Memorial Society	2,230	14	32,662	08	18,664	13,998
5.	Unmesh	2,618	24	55,992	09	20,997	34,995
6.	Janhit Sewa Shodh Sansthan	1,968	14	32,662	07	16,331	16,331
7.	Peoples Welfare Society	2,609	23	53,659	09	20,997	32,662

8.	Ramesh Sewa Sansthan	3,025	24	55,992	09	20,997	34,995
9.	Shubh Kamna Sahkari Sewa Sansthan	0,505	05	11,665	05	11,665	00
10.	Hare Ram Hare Krishna Samajik Parivartan Samiti	0,613	06	13,998	05	11,665	02,333
11.	Chhattishgarh Samajik Jan Chetan Manch	5,204	28	65,324	11	25,663	39,661
12..	Vishveshwer Dayal	5,550	29	67,657	11	25,663	41,994
13.	Navshrisht	2,850	18	41,994	09	20,997	20,997
14.	Jyoti Niketan	0,535	05	11,665	05	11,665	00
15.	World Welfare Society	0,489	05	11,665	05	11,665	00
16.	Nirbal Sewa Sansthan	0,621	06	13,998	05	11,665	02,333
17.	Adarsh Jan Kalyan Evam Shiksha Samiti	0,627	06	13,998	05	11,665	02,333
18.	Avadh Gram Sewa Samiti	1,054	08	18,664	06	13,998	04,666
19	Help Hands	3,309	24	55,992	09	20,997	34,995
20.	Krishi Vikas Sansthan	0,624	06	13,998	05	11,665	02,333
21.	Shashvat Sewa Sansthan	3,865	26	60,658	09	20,997	39,661
22.	Jan Kallyan Sewa Samiti	0,540	05	11,665	05	11,665	00
<b>July 2010 to March 2011</b>							
1.	Fairdeal Gramodyog Sewa Samiti	1,912	09	81,000	07	63,000	18,000
2.	Naimish Pragati Sewa Sansthan	0,626	06	54,000	05	45,000	09,000
3.	Prateek Mahila Kalyan	0,595	06	54,000	05	45,000	09,000
4.	Maulana Azad Memorial Society	2,230	26	234,000	08	72,000	1,62,000
5.	Unmesh	2,618	16	144,000	09	81,000	63,000
6.	Janhit Sewa Shodh Sansthan	1,968	07	63,000	07	63,000	00
7.	Peoples Welfare Society	2,609	24	216,000	09	81,000	1,35,000
8.	Ramesh Sewa Sansthan	3,025	28	252,000	09	81,000	1,71,000
9.	Shubh Kamna Sahkari Sewa Sansthan	0,505	06	54,000	05	45,000	09,000
10.	Hare Ram Hare Krishna Samajik Parivartan Samiti	0,613	06	54,000	05	45,000	09,000
11.	Chhattishgarh Samajik Jan Chetan Manch	5,204	20	180,000	11	99,000	81,000
12.	Vishveshwar Dayal	5,550	27	243,000	11	99,000	1,44,000
13.	Navshrisht	2,850	07	63,000	09	81,000	-18,000
14.	Jyoti Niketan	0,535	06	54,000	05	45,000	09,000
15.	World Welfare Society	0,489	05	45,000	05	45,000	00
16.	Nirbal Sewa Sansthan	0,621	10	90,000	05	45,000	45,000
17.	Adarsh Jan Kalyan Evam Shiksha Samiti	0,627	05	45,000	05	45,000	00
18.	Avadh Gram Sewa Samiti	1,054	12	108,000	06	54,000	54,000
19.	Help Hands	3,309	21	189,000	09	81,000	1,08,000
20.	Krishi Vikas Sansthan	0,624	00	00	00	00	00

21.	Shashvat Sewa Sansthan	3,865	20	180,000	09	81,000	99,000
22.	Jan Kalyan Sewa Samiti	0,540	06	54,000	05	45,000	09,000
<b>April 2011 to May 2011</b>							
1.	Fairdeal Gramodyog Sewa Samiti	1,912	09	14,940	07	11,620	3,320
2.	Naimish Pragati Sewa Sansthan	0,626	06	9,960	05	08,300	1,660
3	Maulana Azad Memorial Society	2,230	26	43,160	08	13,280	29,880
4.	Unmesh	2,618	24	39,840	09	14,940	24,900
5.	Janhit Sewa Shodh Sansthan	1,968	07	11,620	07	11,620	00
6.	Peoples Welfare Society	2,609	24	39,840	09	14,940	24,900
7.	Ramesh Sewa Sansthan	3,025	28	46,480	09	14,940	31,540
8.	Shubh Kamna Sahkari Sewa Sansthan	0,505	06	9,960	05	8,300	1,660
9.	Hare Ram Hare Krishna Samajik Parivartan Samiti	0,613	06	9,960	05	8,300	1,660
10	Chhattishgarh Samajik Jan Chetan Manch	5,204	20	33,200	11	18,260	14,940
11.	Vishveshwar Dayal	5,550	27	44,820	11	18,260	26,560
12	Jyoti Niketan,	0,535	05	8,300	05	8,300	00
13.	World Welfare Society	0,489	05	08,300	05	8,300	00
14.	Nirbal Sewa Sansthan	0,621	10	16,600	05	8,300	8,300
15.	Adarsh Jan Kalyan Evam Shiksha Samiti	0,627	07	11,620	05	8,300	3,320
16.	Avadh Gram Sewa Samiti	1,054	12	19,920	06	9,960	9,960
17.	Help Hands	3,309	21	34,860	09	14,940	19,920
18.	Shashvat Sewa Sansthan	3,865	20	33,200	09	14,940	18,260
19.	Jan Kalyan Sewa Samiti	0,540	06	9,960	05	8,300	1,660
<b>Total</b>		<b>41,969</b>	<b>269</b>	<b>4,46,540</b>	<b>149</b>	<b>2,24,100</b>	<b>2,22,440</b>

(Source: Information provided by BSA, Lucknow)



## Appendix-2.2.7

### Summary of excess payments of HCCH to NGOs in Lucknow district

(Reference: Paragraph No.2.2.6.4; Page no.36)

Sl. No.	Name of NGO	Excess payment of Honorarium to cook				Total
		Jan to March 2010	April to June 2010	July 2010 to March 2011	April to May 2011	
1.	Fairdeal Sewa Samiti	18,000.00	13,998.00	18,000.00	3,320.00	53,318.00
2.	Naimish Pragati Sewa Sansthan	0.00	0.00	9,000.00	1,660.00	10,660.00
3.	Prateek Mahila Kalyan	0.00	0.00	9,000.00	0.00	9,000.00
4.	Maulana Azad Memorial Society	24,000.00	13,998.00	1,62,000.00	29,880.00	2,29,878.00
5.	Unmesh	45,000.00	34,995.00	63,000.00	24,900.00	1,67,895.00
6.	Janhit Sewa Shodh Sansthan	21,000.00	16,331.00	,0.00	0.00	37,331.00
7.	Peoples Welfare Society	36,000.00	32,662.00	1,35,000.00	24,900.00	2,28,562.00
8.	Ramesh Sewa Sansthan	45,000.00	34,995.00	1,71,000.00	31,540.00	2,82,535.00
9.	Shubh Kamna Sahkari Sewa Sansthan	0.00	0.00	9,000.00	1,660.00	10,660.00
10.	Hare Ram Hare Krishna Samajik Parivartan Samiti	3,000.00	2,333.00	9,000.00	1,660.00	15,993.00
11.	Chhattishgarh Samajik Jan Chetan Manch	51,000.00	39,661.00	81,000.00	14,940.00	1,86,601.00
12.	Vishveshwar Dayal	54,000.00	41,994.00	1,44,000.00	26,560.00	2,66,554.00
13.	Nav Shrisht	24,000.00	20,997.00	-18,000.00	0.00	26,997.00
14.	Jyoti Niketan	0.00	0.00	9,000.00	0.00	9,000.00
15.	World Welfare Society	3,000.00	0.00	0.00	0.00	3,000.00
16.	Nirbal Sewa Sansthan	3,000.00	2,333.00	45,000.00	8,300.00	58,633.00
17.	Adarsh Jan Kalyan Evam Shiksha Samiti	3,000.00	2,333.00	0.00	3,320.00	8,653.00
18.	Avadh Gram Sewa Samiti	6,000.00	4,666.00	54,000.00	9,960.00	74,626.00
19.	Help Hands	45,000.00	34,995.00	1,08,000.00	19,920.00	2,07,915.00
20.	Krishi Vikas Sansthan	3,000.00	2,333.00	0.00	0.00	5,333.00
21.	Shashvat Sewa Sansthan	51,000.00	39,661.00	99,000.00	18,260.00	2,07,921.00
22.	Jan Kalyan Sewa Samiti	0.00	0.00	9,000.00	1,660.00	10,660.00
<b>Total</b>		<b>4,35,000.00</b>	<b>3,38,285.00</b>	<b>11,16,000.00</b>	<b>2,22,440.00</b>	<b>21,11,725.00</b>

(Source: Information provided by BSA, Lucknow)

### Appendix 2.2.8

## Details showing school level expenditure on Management, Monitoring and Evaluation (MME)

(Reference: Paragraph no. 2.2.6.6; Page no. 36)

(₹ in crore)

Year	Actual Expenditure on MME	50 per cent of the actual expenditure on MME for School level expenses	Actual Expenditure on MME at School level	Short Expenditure on MME at School level
2010-11	15.79	7.90	5.89	2.01
2011-12	21.14	10.57	7.80	2.77
2012-13	23.20	11.60	6.64	4.96
2013-14	23.83	11.92	10.12	1.80
2014-15	19.59	9.80	10.34	-0.54
<b>Total</b>	<b>103.55</b>	<b>51.79</b>	<b>40.79</b>	<b>11.00</b>

(Source: Information provided by MDMA)

### Appendix-2.2.9

## Statement showing district wise details of allocation, lifting and utilisation of foodgrains in Primary Schools and Upper Primary Schools

(Reference: Paragraph no. 2.2.8.1(i); Page no.39 )

Year	District	Primary Level			Upper Primary Level		
		Allocation	Lifting	Utilisation	Allocation	Lifting	Utilisation
2010-15	Bijnor	14,311.59	14,311.57	14,133.91	10,787.51	10,787.49	10,320.07
2010-15	Moradabad	14,362.89	13,622.75	14,248.20	7,012.28	6,903.79	6,940.67
2010-15	Bareilly	15,678.39	14,971.47	14,636.06	6,837.34	6,651.86	6,603.84
2010-15	Kanpur	10,095.80	10,084.89	10,132.55	6,739.43	6,592.58	6,403.14
2010-15	Kaushambi	8,054.49	8,054.49	8,245.80	2,879.24	2,874.11	3,238.44
2010-15	Jalaun	7,345.21	7,345.16	7,133.78	5,127.05	5,127.05	5,070.07
2010-15	Budaun	16,892.59	17,566.86	15,375.07	6,933.26	6,933.25	6,493.08
2010-15	Hardoi	25,892.67	25,892.67	26,390.67	15,119.65	15,119.65	14,748.82
2010-15	Saharanpur	9,780.12	9,778.33	9,761.33	6,412.99	6,412.94	6,362.39
2010-15	Sonbhadra	11,964.81	11,964.81	11,677.64	6,011.27	6,011.27	5,875.35
2010-15	Siddharthnagar	19,318.88	19,123.38	18,763.53	7,302.36	7,292.36	7,617.97
2010-15	Kushinagar	16,022.74	16,022.74	16,389.19	6,696.84	6,688.34	7,141.82
2010-15	Kannauj	7,138.54	6,997.51	7,124.09	3,990.70	3,954.90	3,281.33
2010-15	Bulandshaher	11,567.96	11,567.69	10,467.04	8,592.64	8,592.56	7,703.89
2010-15	Shahjahanpur	16,373.10	16,373.10	16,312.34	9,331.74	9,331.74	9,323.70
2010-14	Ghazipur	18,537.23	18,450.39	15,835.09	7,619.41	7,619.41	7,306.36
2010-15	Mirzapur	16,319.97	16,306.61	15,838.50	9,191.53	8,771.10	9,072.68
2010-14	Faizabad	10,381.34	10,381.34	10,034.25	6,832.45	6,822.86	6,808.79
2010-15	Lucknow	8,636.07	9,316.27	10,660.97	4,699.76	5,915.26	6,109.57
2010-14	Allahabad	19,142.07	17,880.77	19,116.36	12,123.45	10,236.83	9,985.71
2014-15	Sambhal	2,326.60	2,326.60	2,142.08	1,131.56	1,131.56	1,142.86
	<b>Total</b>	<b>2,80,143.06</b>	<b>2,78,339.40</b>	<b>2,74,418.45</b>	<b>1,51,372.46</b>	<b>1,49,770.91</b>	<b>1,47,550.55</b>

(Source: Information provided by test-checked districts)

### Appendix-2.2.10

#### Statement showing negative opening balances in test-checked districts

(Reference: Paragraph no.- 2.2.8.1(ii); Page no.40 )

Sl. No.	Month	Name of the districts	Negative balance (in MTs)
<b>Negative balances of rice in Primary Schools of test-checked districts</b>			
1.	April-2010	Bulandshahr	-122.93
		Ghazipur	-976.41
		Siddharthnagar	-455.67
		Sonbhadra	-101.08
<b>Total</b>			<b>-1,656.09</b>
2.	April-2011	Ghazipur	-351.56
		Kaushambi	-131.28
		Lucknow	-20.37
		Siddharthnagar	-440.90
		Sonbhadra	-110.14
<b>Total</b>			<b>-1,054.25</b>
3.	April-2012	Allahabad	-572.03
		Bijnor	-93.85
		Bulandshahr	-38.66
		Ghazipur	-244.82
		Hardoi	-69.57
		Kaushambi	-375.99
		Lucknow	-245.75
		Saharanpur	-45.66
		Shahjahanpur	-349.60
		Siddharthnagar	-185.16
		Sonbhadra	-67.32
<b>Total</b>			<b>-2,288.41</b>
4.	April-2013	Allahabad	-27.780
		Kaushambi	-32.220
		Saharanpur	-37.060
		Shahjahanpur	-252.970
<b>Total</b>			<b>-350.03</b>
5.	April-2014	Allahabad	-105.970
		Shahjahanpur	-133.330
		Siddharthnagar	-91.340
<b>Total</b>			<b>-330.64</b>

<b>Negative balances of wheat in Primary Schools of test checked districts</b>			
1.	April-2010	Bulandshahr	-161.76
		Faizabad	-311.58
		Ghazipur	-150.05
		Kannauj	-81.40
		Siddharthnagar	-350.84
		Sonbhadra	-54.60
<b>Total</b>			<b>-1,110.23</b>
2.	April-2011	Faizabad	-173.45
		Kaushambi	-22.20
		Siddharthnagar	-253.44
<b>Total</b>			<b>-449.09</b>
3.	April-2012	Allahabad	-24.74
		Budaun	-54.88
		Bijnor	-54.99
		Bulandshahr	-160.90
		Faizabad	-285.01
		Hardoi	-253.03
		Kanpur nagar	-43.21
		Kaushambi	-211.56
		Kushinagar	-45.89
		Lucknow	-146.74
		Saharanpur	-13.70
		Siddharthnagar	-289.81
		Sonbhadra	-66.81
<b>Total</b>			<b>-1,651.27</b>
4.	April-2013	Budaun	-34.170
		Bulandshahr	-124.130
		Faizabad	-154.805
		Hardoi	-159.450
		Kaushambi	-40.720
		Siddharthnagar	-102.340
<b>Total</b>			<b>-615.615</b>
5.	April-2014	Faizabad	-277.263
		Siddharthnagar	-226.831
<b>Total</b>			<b>-504.094</b>
<b>Negative balances of rice in Upper Primary Schools of test-checked districts</b>			
1.	April-2010	Bijnor	-65.09
		Bulandshahr	-181.50
		Kannauj	-192.32
		Kanpur nagar	-32.23
		Sonbhadra	-37.96
<b>Total</b>			<b>-509.10</b>

2.	April-2011	Faizabad	-64.69
		Kannauj	-244.08
		Sonbhadra	-39.46
<b>Total</b>			<b>-348.23</b>
3.	April-2012	Allahabad	-477.08
		Bijnor	-125.88
		Bulandshahr	-183.78
		Faizabad	-160.04
		Hardoi	-280.47
		Kannauj	-168.68
		Kaushambi	-83.20
		Lucknow	-151.13
		Moradabad	-36.39
		Shahjahanpur	-82.35
		Sonbhadra	-57.75
		Sambhal	-39.25
<b>Total</b>			<b>-1846.00</b>
4.	April-2013	Hardoi	-388.170
		Kannauj	-163.560
		Saharanpur	-117.940
		Sambhal	-90.439
<b>Total</b>			<b>-760.109</b>
5.	April-2014	Allahabad	-181.582
		Kannauj	-129.536
<b>Total</b>			<b>-311.118</b>
<b>Negative balances of wheat in Upper Primary Schools of test-checked districts</b>			
1.	April-2010	Allahabad	-150.09
		Budaun	-6.47
		Bijnor	-32.54
		Bulandshahr	-83.56
		Faizabad	-0.85
		Shahjahanpur	-83.60
		Sonbhadra	-18.09
<b>Total</b>			<b>-375.20</b>
2.	April-2011	Faizabad	-57.43
		Siddharthnagar	-30.74
		Sonbhadra	-13.66
<b>Total</b>			<b>-101.83</b>
3.	April-2012	Allahabad	-127.04
		Bijnor	-63.79
		Bulandshahr	-91.68
		Faizabad	-131.75
		Ghazipur	-9.84

		Hardoi	-139.78
		Kaushambi	-26.46
		Lucknow	-24.01
		Moradabad	-34.17
		Siddharthnagar	-128.18
		Sonbhadra	-25.84
		Sambhal	-10.12
<b>Total</b>			<b>-812.66</b>
4.	April-2013	Hardoi	-186.800
		Kushinagar	-25.840
		Saharanpur	-51.280
		Siddharthnagar	-137.150
		Sambhal	-33.705
<b>Total</b>			<b>-434.78</b>
5.	April-2014	Faizabad	-20.193
		Siddharthnagar	-119.220
<b>Total</b>			<b>-139.41</b>

(Source: Information provided by test-checked districts)

## Appendix –2.2.11

### Details showing suspected misappropriation of foodgrains

(Reference: Paragraph no. 2.2.8.2(i); Page no. 40)

Sl. No.	Name of the district	Details of irregularity	Value (₹ in lakh)
<b>Short delivery of foodgrains</b>			
1.	Lucknow	Against the quantity of foodgrains lifted from FCI, 388 MTs of wheat and 477 MTs of rice were delivered short to block godowns during 2009-15.	43.05
2.	Ghazipur	Against the quantity of foodgrains lifted from FCI, 439 MTs of wheat and 735 MTs of rice were delivered short to block godowns during 2009-11.	59.75
4.	Mirzapur	Whereabout of 1626.20 MTs of foodgrains, lifted from FCI during 2009-14, was not known.	80.51
5.	Faizabad	Total quantity of 4374.55 MTs of wheat and 4243.20 MTs of rice was accounted short	421.28
<b>Total</b>			<b>604.59</b>
<b>Suspected misappropriation of foodgrains</b>			
1.	Mirzapur	89.58 MT of foodgrains was lifted (October 2013) from block godown by Senior Marketing Inspector, <i>Madihan</i> on fake allotment order.	4.46
2.	Lucknow	Employees of F&ECC misappropriated 52.07 MTs of wheat and 80.99 MTs of rice.	39.97
3.	Ghazipur	1310.6 MT of foodgrains, lifted (November 2010 to August 2013) by <i>kotedars</i> from block godown, was not delivered to schools.	66.70
<b>Total</b>			<b>111.13</b>
<b>Diversion and loss of food grains</b>			
1.	Lucknow	55.43 MTs of wheat and 84.43 MTs of rice valuing ₹ 7.07 lakh was lost (2010-13). Further, 244.21 MTs of foodgrains valuing ₹ 12.99 lakh was issued to other schemes.	20.06
<b>Grand Total</b>			<b>735.78</b>

(Source: Information provided by test-checked districts)

**Appendix –2.2.12(A)**

**Statement showing excess payment made to State Food and Civil Supplies Department for transportation of foodgrains**

*(Reference: Paragraph no. 2.2.8.2(ii); Page no. 41 )*

**(₹ in crore)**

Name of district	period	Actual transportation cost paid to F&CSD by BSA		Transportation cost paid to contractors by F&CSD			Transportation cost paid to F&CSD on quantity corresponding to quantity mentioned at column (5) (at the rate of ₹ 63 per MT)		Excess transportation cost paid to F&CSD by BSA (in crore)
		Quantity (in MT)	Amount (in crore)	Quantity (in MT)	Amount (in crore)	Average rate per quintal paid to contractor	Quantity (in MT)	Amount (in crore)	
1	2	3	4	5	6		7	8	9(8-6)
Saharanpur	2010-15	16,168.50	1.23	12,936.40	0.29	22.79	12,936.40	0.81	0.52
Bulandshahr	2010-15	20,160.22	1.51	19,650.94	0.54	27.48	19,650.94	1.24	0.70
Ghazipur	2010-15	29,197.88	2.19	28,299.50	1.22	42.98	28,299.50	1.78	0.56
Kushinagar	2010-14	17,661.57	1.32	10,501.52	0.26	24.76	10,501.52	0.66	0.40
Siddharthnagar	2010-15	25,574.04	1.92	25,574.04	0.97	35.72	25,574.04	1.61	0.64
Mirzapur	2010-15	23,961.54	1.80	23,961.54	0.76	30.66	23,961.54	1.51	0.75
Sonbhadra	2010-15	17,279.07	1.30	17,279.07	0.89	49.51	17,279.07	1.09	0.20
Kausambi	2010-15	10,969.84	0.74	10,969.84	0.49	43.37	10,969.84	0.69	0.20
Allahabad	2010-15	27,321.54	1.98	27,321.54	0.81	27.13	27,321.54	1.72	0.91
Faizabad	2010-15	21,249.86	1.59	20,824.27	0.47	22.57	20,824.27	1.31	0.84
Kanpur Nagar	2010-15	16,677.46	1.39	16,677.46	0.41	24.58	16,677.46	1.05	0.64
Kannauj	2010-15	11,477.84	0.86	11,477.84	0.45	39.21	11,477.84	0.72	0.27
<b>Total</b>		<b>2,37,699.36</b>	<b>17.83</b>	<b>225,473.96</b>	<b>7.56</b>		<b>2,25,473.96</b>	<b>14.19</b>	<b>6.63</b>

(Source: Information provided by Dy. RMO/SRAO (Food) of F&CSD in test-checked districts)

**Appendix –2.2.12(B)**

**Statement showing excess payment of transportation cost made to State Food & Essential Commodities Corporation (SF&ECC)**

(Reference: Paragraph no.- 2.2.8.2(ii); Page no.41 )

(₹ in crore)

Name of district	Period	Transportation cost paid to SF&EC by BSA		Transportation cost paid to contractors by SF&EC			Excess transportation cost paid to SF&EC (in crore) (4-6)
		Quantity (in MT)	Amount (in crore)	Quantity (in MT)	Amount (in crore)	Average rate per quintal paid to contractors	
1	2	3	4	5	6	7	8
Shahjhanapur	2010-15	24,590.88	1.55	24,590.88	0.39	15.86	1.16
Moradabad	2010-15	20,026.55	1.26	20,026.55	0.43	21.47	0.83
Sambhal	2010-15	7,882.32	0.50	7,882.32	0.17	21.57	0.33
Bareilly	2010-15	21,817.25	1.37	21,817.25	0.51	23.38	0.86
Bijnore	2010-15	25,098.62	1.58	25,098.62	0.58	23.11	1.00
Lucknow	2010-15	13,285.61	0.84	13,285.61	0.27	20.32	0.57
Hardoi	2010-15	22,969.35	1.45	22,969.35	0.90	39.18	0.55
Budaun	2010-15	23,825.72	1.50	23,825.72	0.69	28.96	0.81
<b>Total</b>		<b>1,59,496.30</b>	<b>10.05</b>	<b>1,59,496.30</b>	<b>3.94</b>		<b>6.11</b>

(Source: Information provided by District Managers of SF&ECC in test-checked districts)



**Appendix-2.2.13**  
**Statement showing excess payment of profit margin made**  
**to Transportation Agencies**

*(Reference: Paragraph no. 2.2.8.2(ii); Page no.41)*

(₹ in crore)

Name of District	Profit margin received by kotedars		Profit margin paid by BSAs to Transportation Agencies		Excess payment to Transportation Agencies	
	Quantity (in MT)	Amount (in crore)	Quantity (in MT)	Amount (in crore)	Quantity (in MT)	Amount (in crore)
Shahjhanapur	12,206.68	0.15	24,590.88	0.30	12,384.20	0.15
Moradabad	9,082.45	0.11	20,526.55	0.25	11,444.10	0.14
Sambhal	6,045.96	0.07	7,882.32	0.09	1,836.36	0.02
Bareilly	11,022.87	0.13	21,817.25	0.26	10,794.38	0.13
Saharanpur	15,201.44	0.18	16,168.50	0.19	967.06	0.01
Bijnore	13,340.41	0.16	25,098.62	0.30	11,758.21	0.14
Bulandshahr	14,745.05	0.18	20,160.22	0.24	5,415.17	0.06
Ghazipur	0.00	0.00	29,197.88	0.35	29,197.88	0.35
Kushinagar	0.00	0.00	17,661.57	0.21	17,661.57	0.21
Lucknow	6,504.98	0.08	13,285.61	0.16	6,780.63	0.08
Hardoi	3,909.50	0.05	22,969.35	0.28	19,059.85	0.23
Budaun	11,983.12	0.14	23,825.72	0.29	11,842.60	0.15
Siddharthnagar	0.00	0.00	25,574.04	0.31	25,574.04	0.31
Mirzapur	2,862.63	0.03	23,961.54	0.29	21,098.91	0.25
Sonbhadra	10,853.94	0.13	17,279.07	0.21	6,425.13	0.08
Kausambi	0.00	0.00	10,969.84	0.13	10,969.84	0.13
Allahabad	4,736.25	0.06	27,321.54	0.33	22,585.29	0.27
Faizabad	9,310.37	0.11	21,249.86	0.25	11,939.49	0.14
Kanpur Nagar	0.00	0.00	16,677.46	0.20	16,677.46	0.20
Kannauj	0	0	11,477.84	0.14	11,477.84	0.14
<b>Total</b>	<b>1,31,805.65</b>	<b>1.59</b>	<b>3,97,695.66</b>	<b>4.78</b>	<b>2,65,890.01</b>	<b>3.19</b>

(Source: Information provided by Dy. RMO/SRAO (Food) of F&CSD and Managers of SF&ECC in test-checked districts)

**Appendix-2.2.14**  
**Statement showing loss due to unaccounted gunny bags**

*(Reference: Paragraph no. 2.2.8.2(iii); Page no.41)*

Year	Rice				Wheat					
	Rice lifted from FCI (in MT)	No. of bags of rice lifted from FCI	Rate of one gunny bag (in ₹)	Cost of gunny bags (3*4) (₹ in crore)	Wheat lifted from FCI (in MT)	No. of bags of wheat lifted from FCI	Rate of one gunny bag (in ₹)	Cost of gunny bags (7*8) (₹ in crore)	Gross cost of gunny bags (5+9) (₹ in crore)	Gross cost of gunny bags (60 percent of column 10) (₹ in crore)
1	2	3	4	5	6	7	8	9	10	11
2010-11	1,92,792.3	38,55,846.00	25.97	10.01	100,402.26	20,08,046	26.73	5.37	15.38	9.23
2011-12	1,69,794.56	33,95,891.20	35.82	12.16	79,753.56	15,95,071.2	27.17	4.33	16.50	9.90
2012-13	1,96,522.95	39,30,459.00	35.03	13.77	99,770.08	19,95,401.6	32.59	6.50	20.27	12.16
2013-14	1,83,026.59	36,60,531.80	40.17	14.70	92,569.11	18,51,382.2	38.69	7.16	21.87	13.12
2014-15	1,75,058	35,01,160.00	35.36	12.38	87,529.00	17,50,580	44.12	7.72	20.10	12.06
<b>Total</b>	<b>9,17,194.40</b>	<b>1,83,43,888.00</b>		<b>63.03</b>	<b>4,60,024.01</b>	<b>92,00,481</b>		<b>31.09</b>	<b>94.12</b>	<b>56.47</b>

(Source: Information provided by MDMA)

### Appendix-2.2.15

#### Details showing non-coverage of PSs and UPSs against the total number of PSs and UPSs in test-checked districts during 2010-15

(Reference: Paragraph no. 2.2.8.4(i); Page no.43 )

Name of the district	Year	Total No. of schools/ centres/madarsas/ maktabs in operation			No. of school/ centre/madarsas/ maktabs covered			Percentage of coverage		Total percentage	Schools not covered
		PS	UPS	Total	PS	UPS	Total	PS	UPS		
Allahabad	2010-11	2,526	1,297	3,823	2,462	1,087	3,549	97.47	82.81	92.83	274
Budaun	2010-11	2,165	857	3,022	2,143	752	2,895	98.98	87.75	95.80	127
Bareilly	2010-11	2,160	808	2,968	2,098	801	2,899	97.13	99.13	97.68	69
Bijnor	2010-11	1,823	868	2,691	1,807	712	2,519	99.12	82.03	93.61	172
Bulandshahr	2010-11	1,704	967	2,671	1,704	952	2,656	100.00	98.45	99.44	15
Faizabad	2010-11	1,356	681	2,037	1,355	641	1,996	99.93	94.13	97.99	41
Gazipur	2010-11	1,796	950	2,746	1,796	934	2,730	100.00	98.32	99.42	16
Hardoi	2010-11	2,607	1,093	3,700	2,582	1,013	3,595	99.04	92.68	97.16	105
Jalaun	2010-11	1,263	667	1,930	1,259	585	1,844	99.68	87.71	95.54	86
Kannauj	2010-11	1,071	533	1,604	1,062	467	1,529	99.16	87.62	95.32	75
Kanpur	2010-11	1,761	831	2,592	1,723	687	2,410	97.84	82.67	92.98	182
Kaushambi	2010-11	976	535	1,511	933	476	1,409	95.59	88.97	93.25	102
Kushinagar	2010-11	1,894	913	2,807	1,837	697	2,534	96.99	76.34	90.27	273
Lucknow	2010-11	1,517	633	2,150	1,461	520	1,981	96.31	82.15	92.14	169
Mirzapur	2010-11	1,546	681	2,227	1,484	576	2,060	95.99	84.58	92.50	167
Moradabad	2010-11	2,075	1,015	3,090	2,050	854	2,904	98.80	84.14	93.98	186
Saharanpur	2010-11	1,389	691	2,080	1,378	595	1,973	99.21	86.11	94.86	107
Sambhal	2010-11	0	0	0	0	0	0	0.00	0.00	0.00	0
Shahjahanpur	2010-11	2,339	978	3,317	2,339	883	3,222	100.00	90.29	97.14	95
Siddharthnagar	2010-11	1,558	769	2,327	1,558	677	2,235	100.00	88.04	96.05	92
Sonbhadra	2010-11	1,309	646	1,955	1,303	567	1,870	99.54	87.77	95.65	85
<b>Total</b>										<b>2,438</b>	
Allahabad	2011-12	2,678	1301	3,979	2,530	1,239	3,769	94.47	95.23	94.72	210
Budaun	2011-12	1,892	733	2,625	1,828	688	2,516	96.62	93.86	95.85	109
Bareilly	2011-12	2,164	888	3,052	2,102	888	2,990	97.13	100.00	97.97	62
Bijnor	2011-12	1,874	893	2,767	1,827	872	2,699	97.49	97.65	97.54	68
Bulandshahr	2011-12	1,716	991	2,707	1,705	987	2,692	99.36	99.60	99.45	15
Faizabad	2011-12	1,451	679	2,130	1,359	649	2,008	93.66	95.58	94.27	122
Gazipur	2011-12	2,038	987	3,025	1,804	950	2,754	88.52	96.25	91.04	271
Hardoi	2011-12	2,893	1150	4,043	2,588	1,090	3,678	89.46	94.78	90.97	365
Jalaun	2011-12	1,266	666	1,932	1,263	666	1,929	99.76	100.00	99.84	3
Kannauj	2011-12	1,248	565	1,813	1,066	546	1,612	85.42	96.64	88.91	201
Kanpur	2011-12	1,810	823	2,633	1,734	699	2,433	95.80	84.93	92.40	200
Kaushambi	2011-12	995	530	1,525	933	527	1,460	93.77	99.43	95.74	65
Kushinagar	2011-12	2,394	951	3,345	1,879	930	2,809	78.49	97.79	83.98	536
Lucknow	2011-12	1,516	634	2,150	1,493	629	2,122	98.48	99.21	98.70	28
Mirzapur	2011-12	1,629	687	2,316	1,496	676	2,172	91.84	98.40	93.78	144

Moradabad	2011-12	1,300	610	1,910	1,273	600	1,873	97.92	98.36	98.06	37
Saharanpur	2011-12	1,417	701	2,118	1,391	681	2,072	98.17	97.15	97.83	46
Sambhal (Bhimnagar)	2011-12	1,074	539	1,613	1,066	534	1,600	99.26	99.07	99.19	13
Shahjahanpur	2011-12	2,381	978	3,359	2,192	974	3,166	92.06	99.59	94.25	193
Siddharthnagar	2011-12	1,855	809	2,664	1,558	767	2,325	83.99	94.81	87.27	339
Sonbhadra	2011-12	1,814	677	2,491	1,303	645	1,948	71.83	95.27	78.20	543
<b>Total</b>											<b>3,570</b>
Allahabad	2012-13	2,584	1,336	3,920	2,499	1,328	3,827	96.71	99.40	97.63	93
Budaun	2012-13	1,865	736	2,601	1,836	698	2,534	98.45	94.84	97.42	67
Bareilly	2012-13	2,170	904	3,074	2,108	904	3,012	97.14	100.00	97.98	62
Bijnor	2012-13	1,854	894	2,748	1,782	894	2,676	96.12	100.00	97.38	72
Bulandshahr	2012-13	1,667	977	2,644	1,667	977	2,644	100.00	100.00	100.00	0
Faizabad	2012-13	1,550	723	2,273	1,438	693	2,131	92.77	95.85	93.75	142
Gazipur	2012-13	2,019	998	3,017	1,806	965	2,771	89.45	96.69	91.85	246
Hardoi	2012-13	2,943	1,150	4,093	2,885	1,150	4,035	98.03	100.00	98.58	58
Jalaun	2012-13	1,256	666	1,922	1,256	662	1,918	100.00	99.40	99.79	4
Kannauj	2012-13	1,220	556	1,776	1,220	554	1,774	100.00	99.64	99.89	2
Kanpur	2012-13	1,706	824	2,530	1,706	819	2,525	100.00	99.39	99.80	5
Kaushambi	2012-13	987	538	1,525	885	528	1,413	89.67	98.14	92.66	112
Kushinagar	2012-13	2,249	951	3,200	2,003	933	2,936	89.06	98.11	91.75	264
Lucknow	2012-13	1,442	633	2,075	1,396	630	2,026	96.81	99.53	97.64	49
Mirzapur	2012-13	1,636	687	2,323	1,592	683	2,275	97.31	99.42	97.93	48
Moradabad	2012-13	1,290	625	1,915	1,273	617	1,890	98.68	98.72	98.69	25
Saharanpur	2012-13	1,403	702	2,105	1,403	701	2,104	100.00	99.86	99.95	1
Sambhal	2012-13	1,050	529	1,579	1,050	529	1,579	100.00	100.00	100.00	0
Shahjahanpur	2012-13	2,365	977	3,342	2,284	976	3,260	96.58	99.90	97.55	82
Siddharthnagar	2012-13	1,920	823	2,743	1,839	808	2,647	95.78	98.18	96.50	96
Sonbhadra	2012-13	1,815	679	2,494	1,802	677	2,479	99.28	99.71	99.40	15
<b>Total</b>											<b>1,443</b>
Allahabad	2013-14	2,584	1,336	3,920	2,506	1,328	3,834	96.98	99.40	97.81	86
Budaun	2013-14	1,863	736	2,599	1,838	699	2,537	98.66	94.97	97.61	62
Bareilly	2013-14	2,112	908	3,020	2,111	908	3,019	99.95	100.00	99.97	1
Bijnor	2013-14	1,806	894	2,700	1,806	894	2,700	100.00	100.00	100.00	0
Bulandshahr	2013-14	1,677	977	2,654	1,677	977	2,654	100.00	100.00	100.00	0
Faizabad	2013-14	1,539	723	2,262	1,438	693	2,131	93.44	95.85	94.21	131
Gazipur	2013-14	2,010	986	2,996	2,005	985	2,990	99.75	99.90	99.80	6
Hardoi	2013-14	2,937	1,150	4,087	2,861	1,150	4,011	97.41	100.00	98.14	76
Jalaun	2013-14	1,256	666	1,922	1,256	662	1,918	100.00	99.40	99.79	4
Kannauj	2013-14	1,220	553	1,773	1,220	553	1,773	100.00	100.00	100.00	0
Kanpur	2013-14	1,687	818	2,505	1,687	818	2,505	100.00	100.00	100.00	0
Kaushambi	2013-14	987	538	1,525	980	529	1,509	99.29	98.33	98.95	16
Kushinagar	2013-14	2,245	958	3,203	2,123	949	3,072	94.57	99.06	95.91	131
Lucknow	2013-14	1,442	633	2,075	1,442	633	2,075	100.00	100.00	100.00	0
Mirzapur	2013-14	1,636	687	2,323	1,634	678	2,312	99.88	98.69	99.53	11

Moradabad	2013-14	1,290	626	1,916	1,290	626	1,916	100.00	100.00	100.00	0
Saharanpur	2013-14	1,403	702	2,105	1,403	701	2,104	100.00	99.86	99.95	1
Sambhal	2013-14	1,052	533	1,585	1,052	533	1,585	100.00	100.00	100.00	0
Shahjahanpur	2013-14	2,365	976	3,341	2,331	976	3,307	98.56	100.00	98.98	34
Siddharthnagar	2013-14	1,925	825	2,750	1,839	809	2,648	95.53	98.06	96.29	102
Sonbhadra	2013-14	1,815	679	2,494	1,808	677	2,485	99.61	99.71	99.64	9
<b>Total</b>											<b>670</b>
Allahabad	2014-15	2,546	1,336	3,882	2,549	1,237	3,786	100.12	92.59	97.53	96
Budaun	2014-15	487	730	1,217	487	704	1,191	100.00	96.44	97.86	26
Bareilly	2014-15	2,112	909	3,021	2,107	909	3,016	99.76	100.00	99.83	5
Bijnor	2014-15	1,806	894	2,700	1,806	894	2,700	100.00	100.00	100.00	0
Bulandshahr	2014-15	1,637	977	2,614	1,677	977	2,654	102.44	100.00	101.53	-40
Faizabad	2014-15	1,539	723	2,262	1,539	693	2,232	100.00	95.85	98.67	30
Gazipur	2014-15	2,010	986	2,996	2,010	986	2,996	100.00	100.00	100.00	0
Hardoi	2014-15	2,847	1,146	3,993	2,847	1,146	3,993	100.00	100.00	100.00	0
Jalaun	2014-15	1,256	666	1,922	1,256	662	1,918	100.00	99.40	99.79	4
Kannauj	2014-15	1,211	562	1,773	1,211	562	1,773	100.00	100.00	100.00	0
Kanpur	2014-15	1,642	822	2,464	1,686	822	2,508	102.68	100.00	101.79	-44
Kaushambi	2014-15	941	538	1,479	987	529	1,516	104.89	98.33	102.50	-37
Kushinagar	2014-15	2,202	951	3,153	2,179	947	3,126	98.96	99.58	99.14	27
Lucknow	2014-15	1,396	633	2,029	1,442	633	2,075	103.30	100.00	102.27	-46
Mirzapur	2014-15	1,616	687	2,303	1,634	681	2,315	101.11	99.13	100.52	-12
Moradabad	2014-15	1,200	626	1,826	1,290	626	1,916	107.50	100.00	104.93	-90
Saharanpur	2014-15	1,363	701	2,064	1,403	701	2,104	102.93	100.00	101.94	-40
Sambhal	2014-15	1,049	533	1,582	1,049	533	1,582	100.00	100.00	100.00	0
Shahjahanpur	2014-15	2,292	980	3,272	2,327	980	3,307	101.53	100.00	101.07	-35
Siddharthnagar	2014-15	1,925	825	2,750	1,892	818	2,710	98.29	99.15	98.55	40
Sonbhadra	2014-15	1,815	679	2,494	1,811	679	2,490	99.78	100.00	99.84	4
<b>Total</b>											<b>-112</b>
<b>Grand Total</b>											<b>8,121</b>

(Source: Annual Work Plan & Budget)

## Appendix 2.2.16

### Statement showing details of meals served for less than 200 days

(Reference: Paragraph no. 2.2.8.4(ii); Page no.44)

Year	Range of days for which meals were served	Number of schools	Enrolment	Average days for which meals were served	percentage of meals served against requirement of 200 days
2010-11	0-49	7,400	5,99,003	22	11
2010-11	50-99	18,468	20,38,144	78	39
2010-11	100-149	28,445	32,08,506	124	62
2010-11	150-199	11,222	12,34,527	164	82
<b>2010-11</b>	<b>0-199</b>	<b>65,535</b>	<b>70,80,180</b>	<b>97</b>	<b>49</b>
2011-12	0-49	3,685	4,99,810	23	12
2011-12	50-99	3,986	4,93,472	78	39
2011-12	100-149	9,790	11,39,663	129	65
2011-12	150-199	48,074	56,40,903	183	92
<b>2011-12</b>	<b>0-199</b>	<b>65,535</b>	<b>77,73,848</b>	<b>103</b>	<b>52</b>
2012-13	0-49	4,120	5,36,555	23	12
2012-13	50-99	4,324	5,28,098	77	39
2012-13	100-149	8,470	1,12,77,779	128	64
2012-13	150-199	36,540	43,73,424	182	91
<b>2012-13</b>	<b>0-199</b>	<b>53,454</b>	<b>1,67,15,856</b>	<b>103</b>	<b>51</b>
2013-14	0-49	3,161	3,50,901	24	12
2013-14	50-99	3,999	4,97,821	76	38
2013-14	100-149	8,184	10,95,657	129	65
2013-14	150-199	33,419	40,82,211	182	91
<b>2013-14</b>	<b>0-199</b>	<b>48,763</b>	<b>60,26,590</b>	<b>103</b>	<b>51</b>
2014-15	0-49	2,304	2,89,068	24	12
2014-15	50-99	2,842	3,64,206	75	38
2014-15	100-149	6,367	8,65,718	129	65
2014-15	150-199	36,487	44,14,496	184	92
<b>2014-15</b>	<b>0-199</b>	<b>48,000</b>	<b>59,33,488</b>	<b>103</b>	<b>52</b>

(Source: Compiled from information provided by MDMA, available on IVRS)

## Appendix-2.2.17

### Statement showing interruptions of meals served in Saharanpur and Bulandshahr districts

(Reference: Paragraph no. 2.2.8.4(ii); Page no.44 )

Sl. No.	Districts	Number of schools	Period of interruption	Recoverable cooking cost (₹ in crores)	Recoverable foodgrains (in MTs)
1.	Saharanpur	87	August 2010 to October 2011	0.12	--
2.	Bulandshahr	167	July 2012 to March 2015	1.02	305
<b>Total</b>		<b>254</b>		<b>1.14</b>	<b>305</b>

(Source: Information collected from BSAs of Saharanpur and Bulandshahr districts)

## Appendix-2.2.18

### Statement showing meals not served (MNS) in test-checked schools with reasons for the same

(Reference: Paragraph no. 2.2.8.4(iii); Page no.45 )

Year	Number of schools by which MNS	Average number of Days for which Meals not provided	Number of schools reason not provided for MNS	Average number of days, reason not provided for MNS	Number of schools where MNS due to foodgrains not provided by GP	Average number of days MNS due to foodgrains not provided by GP	Number of schools where MNS due to non availability of foodgrains	Average number of days MNS due to non availability of foodgrains	Number of schools where MNS due to non availability of CC	Average number of days MNS due to non availability of CC	Number of schools where MNS due to other reasons	Average number of days MNS due to other reasons
2010-11	281	50	161	50	26	63	50	56	1	102	37	36
2011-12	252	20	158	19	14	15	39	26	3	36	35	24
2012-13	250	24	182	23	10	17	36	19	4	37	35	27
2013-14	205	21	131	20	11	42	30	21	5	30	28	26
2010-14 (Average)	247	29	158	28	15	34	39	31	3	51	34	28

(Source: Information provided by test-checked schools)

## Appendix- 2.2.19

### Details showing composition of Steering-cum-Monitoring Committees (SMCs), District Vigilance Monitoring Committees (DVMCs) and District and Block Task Forces (DTF/BTF)

(Reference: Paragraph no.2.2.9.1; Page no. 48)

State Level		District Level		Block level	
Members	Position	Members	Position	Members	Position
Chief Secretary/ Additional Chief Secretary	Chairperson	Collector/ District Magistrate	Chairperson	Sub-Divisional Officer/Block Panchayat Officer	Chairperson
Principal Secretary, School Education	Ex-Officio Member	District. Education Officer	Ex-Officio Member	Block Education Officer	Ex-Officio Member
Principal Secretary, Finance Department	Ex-Officio Member	Civil Surgeon/ District Medical Officer	Ex-Officio Member	Medical Officer in-charge, Primary Health Centre	Ex-Officio Member
Principal Secretary, Planning Commission	Ex-Officio Member	District Food & Civil Supplies Officer.	Ex-Officio Member	Block/Sub Division Level Officer of Food Department	Ex-Officio Member
Principal Secretary, Health & FW	Ex-Officio Member				
Principal Secretary, Food & Civil Supply	Ex-Officio Member	CEO, Zila Panchayat.	Ex-Officio Member	CEO, Block Panchayat	Ex-Officio Member
Principal Secretary, Deptt. of WCD	Ex-Officio Member				
Principal Secretary, Rural, Urban Development & Poverty Alleviation	Ex-Officio Member	District Level Officer of FCI	Ex-Officio Member	Block /Sub Division Level Officer of FCI	Ex-Officio Member

State Level Officer of FCI	Ex-Officio Member				
Two Experts in the area of nutrition	Nominated by Chairman	One Expert in the area of nutrition/ child development	Nominated by Chairman	One expert in the area of nutrition/ child development (if available)	Nominated by Chairman
Four persons of whom at least two shall be women with significant contribution/ achievements in the area of nutrition/child welfare/ community/ women's mobilization/ school education/child health	Nominated by Chairman	Four persons of whom at least two shall be women, with significant contribution/achievements in the area of nutrition/child welfare/community/ women's mobilization/ school education/ child health	Nominated by Chairman	Four persons of whom at least two shall be women with significant contribution/ achievements in the area of nutrition's/ Child welfare/community women's mobilization/ school education/child health	Nominated by Chairman
Representatives of three to five Districts	Nominated by Chairman	Representatives of three to five Blocks/Municipal Bodies	Nominated by Chairman	Representatives of three to five <i>Gram panchayats</i>	Nominated by Chairman
At least one representative of teachers	Nominated by Chairman	At least one representative of teachers	Nominated by Chairman	At least one representative of teachers	Nominated by Chairman
State level HOD of the Nodal Department for the Programme,	Member Secretary	District level Officer of the Nodal Department	Member Secretary	Block/Sub-Divisional level Officer of the Nodal Department.	Member Secretary

### (A) District Vigilance and Monitoring Committee

District Level	
Members	Position
Senior Member of Parliament	Chairperson
District Magistrate	Member-Secretary
All Members of Parliament elected from district	Member
All elected members of State Assembly of district	Member
One representative of State Government	Member
Chairperson of <i>Zila Panchayat</i>	Member
All chairperson of <i>Panchayat Samities</i>	Member
CEO of <i>Zila Panchayat</i>	Member
Project Officer DRDA	Member
One member of reputed NGO	Member
One Professional from social work/science nominated by DC	Member
One representative each of SC/ST and Women nominated by chairman	Member
Lead Bank Officer of the District	Member
Sr. Superintendent of the Postal Department	Member

**(B) District/Block Task Force**

District Level		Block level	
Members	Position	Members	Position
District magistrate	Chairperson	Sub District Magistrate	Chairperson
Chief Development Officer	Member	Block Development Officer	Member
District Inspector of Schools	Member	<i>Nayab Tehseeldar</i>	Member
District Programme officer	Member		
District Basic Education Officer	Member - Secretary	Assistant Basic ShikshaAdhikari/ Sub Dy. Inspector of Schools	Member-Secretary
District supply Officer	Member	Assistant Development Officer	Member
Chief Medical Officer	Member	Medical officer, In-charge, PHC	Member
All Deputy Chief Medical Officer	Member	Other officer nominated by SDM	Member
District development Officer	Member	Supply Inspector	Member
Project Director, DRDA	Member		
District Social Welfare Officer	Member		
District Panchayat Raj Officer	Member		

(Source: Information compiled from GOs issued by GoI and GoUP)

**Appendix-2.2.20****Details showing district and block level SMC meetings held during 2010-15**

(Reference: Paragraph no 2.2.9.1; Page no. 48)

Year	District level SMC meetings			Block level SMC meetings		
	To be held as per norms	Held during the year	Shortfall in number ( <i>per cent</i> )	To be held as per norms	Held during the year	Shortfall in number ( <i>per cent</i> )
2010-11	864	459	405 (47)	9,852	2,626	7,226 (73)
2011-12	864	469	395 (46)	9,852	2,802	7,050 (72)
2012-13	900	508	392 (43)	9,852	2,978	6,874 (70)
2013-14	900	537	363 (40)	9,852	2,928	6,924 (70)
2014-15	900	738	162 (18)	10,800	6,939	38,61 (36)

(Source: Information provided by MDMA)



**Appendix-2.2.21**

**Statement Showing District Steering-cum-Monitoring Committee meetings held in test-checked districts during 2010-15**

*(Reference: Paragraph no 2.2.9.1; Page no.48)*

Name of District	Year	District Steering cum Monitoring Committee		Shortfall
		Number of meeting to be held as per norms	Number of meeting held during the year	
Hardoi	2010-11	11	3	8
Hardoi	2011-12	11	3	8
Hardoi	2012-13	11	4	7
Hardoi	2013-14	11	5	6
Hardoi	2014- 15	11	6	5
Kushinagar	2010-11	12	6	6
Kushinagar	2011-12	12	6	6
Kushinagar	2012-13	12	5	7
Kushinagar	2013-14	12	4	8
Kushinagar	2014-15	12	6	6
Siddharthnagar	2010-11	12	4	8
Siddharthnagar	2011-12	12	4	8
Siddharthnagar	2012-13	12	5	7
Siddharthnagar	2013-14	12	7	5
Siddharthnagar	2014-15	12	12	0
Saharanpur	2010-11	12	5	7
Saharanpur	2011-12	12	2	10
Saharanpur	2012-13	12	3	9
Saharanpur	2013-14	12	4	8
Saharanpur	2014-15	12	6	6
Moradabad	2010-11	11	11	0
Moradabad	2011-12	11	9	2
Moradabad	2012-13	11	11	0
Moradabad	2013-14	11	11	0
Moradabad	2014-15	11	11	0
Kanpur Nagar	2010-11	12	4	8
Kanpur Nagar	2011-12	12	5	7
Kanpur Nagar	2012-13	12	4	8
Kanpur Nagar	2013-14	12	3	9
Kanpur Nagar	2014-15	12	8	4
Bareilly	2010-11	11	2	9
Bareilly	2011-12	11	2	9
Bareilly	2012-13	11	1	10
Bareilly	2013-14	11	1	10

Bareilly	2014-15	11	4	7
Bijnor	2010-11	11	11	0
Bijnor	2011-12	11	9	2
Bijnor	2012-13	11	11	0
Bijnor	2013-14	11	11	0
Bijnor	2014-15	11	12	-1
Shahjahanpur	2010-11	11	6	5
Shahjahanpur	2011-12	11	8	3
Shahjahanpur	2012-13	11	7	4
Shahjahanpur	2013-14	11	9	2
Shahjahanpur	2014-15	11	9	2
Ghazipur	2010-11	12	7	5
Ghazipur	2011-12	12	9	3
Ghazipur	2012-13	12	11	1
Ghazipur	2013-14	12	10	2
Ghazipur	2014-15	12	11	1
Mirzapur	2010-11	11	9	2
Mirzapur	2011-12	11	9	2
Mirzapur	2012-13	11	7	4
Mirzapur	2013-14	11	8	3
Mirzapur	2014-15	11	9	2
Sambhal*	2010-11	District not created		
Sambhal*	2011-12			
Sambhal	2012-13	12	11	1
Sambhal	2013-14	12	11	1
Sambhal	2014-15	12	12	0
Sonbhadra	2010-11	11	9	2
Sonbhadra	2011-12	11	10	1
Sonbhadra	2012-13	11	10	1
Sonbhadra	2013-14	11	11	0
Sonbhadra	2014-15	11	11	0
Bulandshahr	2010-11	11	11	0
Bulandshahr	2011-12	11	11	0
Bulandshahr	2012-13	11	11	0
Bulandshahr	2013-14	11	11	0
Bulandshahr	2014-15	11	11	0
Kannauj	2010-11	12	9	3
Kannauj	2011-12	12	7	5
Kannauj	2012-13	12	6	6
Kannauj	2013-14	12	7	5
Kannauj	2014-15	12	8	4
Kaushambi	2010-11	12	11	1

Kaushambi	2011-12	12	11	1
Kaushambi	2012-13	12	11	1
Kaushambi	2013-14	12	11	1
Kaushambi	2014-15	12	11	1
Jalaun	2010-11	12	3	9
Jalaun	2011-12	12	5	7
Jalaun	2012-13	12	8	4
Jalaun	2013-14	12	12	0
Jalaun	2014-15	12	9	3
Budaun	2010-11	12	8	4
Budaun	2011-12	12	9	3
Budaun	2012-13	12	7	5
Budaun	2013-14	12	8	4
Budaun	2014-15	12	9	3
Faizabad	2010-11	11	9	2
Faizabad	2011-12	11	9	2
Faizabad	2012-13	11	8	3
Faizabad	2013-14	11	10	1
Faizabad	2014-15	11	9	2
Lucknow	2010-11	11	11	0
Lucknow	2011-12	11	11	0
Lucknow	2012-13	11	11	0
Lucknow	2013-14	11	11	0
Lucknow	2014-15	11	11	0
Allahabad	2010-11	11	7	4
Allahabad	2011-12	11	8	3
Allahabad	2012-13	11	8	3
Allahabad	2013-14	11	9	2
Allahabad	2014-15	11	10	1
<b>Total</b>		<b>1,181</b>	<b>822</b>	<b>359</b>

(Source: Information provided by test-checked districts)

**Appendix-2.2.22**

**Statement Showing District Vigilance and Monitoring Committee (DVMC) meetings held in test-checked districts during 2010-15**

(Reference: Paragraph no 2.2.9.1; Page no. 48)

Name of the district	Year	DVMC Meetings to be held	DVMC Meetings actually held	Shortfall (per cent)
Hardoi	2010-11	4	0	100
Hardoi	2011-12	4	0	100
Hardoi	2012-13	4	0	100
Hardoi	2013-14	4	0	100
Hardoi	2014-15	4	0	100
<b>Total</b>		<b>20</b>	<b>0</b>	<b>100</b>
Kushinagar	2010-11	4	0	100
Kushinagar	2011-12	4	0	100
Kushinagar	2012-13	4	0	100
Kushinagar	2013-14	4	1	75
Kushinagar	2014-15	4	0	100
<b>Total</b>		<b>20</b>	<b>1</b>	<b>95</b>
Siddharthnagar	2010-11	4	0	100
Siddharthnagar	2011-12	4	0	100
Siddharthnagar	2012-13	4	0	100
Siddharthnagar	2013-14	4	0	100
Siddharthnagar	2014-15	4	1	75
<b>Total</b>		<b>20</b>	<b>1</b>	<b>95</b>
Saharanpur	2010-11	4	0	100
Saharanpur	2011-12	4	0	100
Saharanpur	2012-13	4	0	100
Saharanpur	2013-14	4	1	75
Saharanpur	2014-15	4	2	50
<b>Total</b>		<b>20</b>	<b>3</b>	<b>85</b>
Bijnor	2010-11	4	0	100
Bijnor	2011-12	4	1	75
Bijnor	2012-13	4	2	50
Bijnor	2013-14	4	2	50
Bijnor	2014-15	4	2	50
<b>Total</b>		<b>20</b>	<b>7</b>	<b>65</b>
Moradabad	2010-11	4	0	100
Moradabad	2011-12	4	0	100
Moradabad	2012-13	4	0	100
Moradabad	2013-14	4	1	75
Moradabad	2014-15	4	0	100
<b>Total</b>		<b>20</b>	<b>1</b>	<b>95</b>
Bareilly	2010-11	4	0	100
Bareilly	2011-12	4	0	100

Bareilly	2012-13	4	0	100
Bareilly	2013-14	4	0	100
Bareilly	2014-15	4	0	100
<b>Total</b>		<b>20</b>	<b>0</b>	<b>100</b>
Kanpur Nagar	2010-11	4	0	100
Kanpur Nagar	2011-12	4	0	100
Kanpur Nagar	2012-13	4	0	100
Kanpur Nagar	2013-14	4	0	100
Kanpur Nagar	2014-15	4	0	100
<b>Total</b>		<b>20</b>	<b>0</b>	<b>100</b>
Shahjahanpur	2010-11	4	0	100
Shahjahanpur	2011-12	4	0	100
Shahjahanpur	2012-13	4	0	100
Shahjahanpur	2013-14	4	1	75
Shahjahanpur	2014-15	4	1	75
<b>Total</b>		<b>20</b>	<b>2</b>	<b>90</b>
Ghazipur	2010-11	4	0	100
Ghazipur	2011-12	4	0	100
Ghazipur	2012-13	4	0	100
Ghazipur	2013-14	4	0	100
Ghazipur	2014-15	4	0	100
<b>Total</b>		<b>20</b>	<b>0</b>	<b>100</b>
Mirzapur	2010-11	4	0	100
Mirzapur	2011-12	4	0	100
Mirzapur	2012-13	4	0	100
Mirzapur	2013-14	4	2	50
Mirzapur	2014-15	4	2	50
<b>Total</b>		<b>20</b>	<b>4</b>	<b>80</b>
Sambhal	2010-11	District not created		
Sambhal	2011-12			
Sambhal	2012-13	4	0	100
Sambhal	2013-14	4	0	100
Sambhal	2014-15	4	0	100
<b>Total</b>		<b>12</b>	<b>0</b>	<b>100</b>
Sonbhadra	2010-11	4	0	100
Sonbhadra	2011-12	4	0	100
Sonbhadra	2012-13	4	0	100
Sonbhadra	2013-14	4	0	100
Sonbhadra	2014-15	4	1	75
<b>Total</b>		<b>20</b>	<b>1</b>	<b>95</b>
Bulandshahr	2010-11	4	0	100
Bulandshahr	2011-12	4	0	100
Bulandshahr	2012-13	4	0	100
Bulandshahr	2013-14	4	1	75
Bulandshahr	2014-15	4	0	100
<b>Total</b>		<b>20</b>	<b>1</b>	<b>95</b>

Kannauj	2010-11	4	0	100
Kannauj	2011-12	4	0	100
Kannauj	2012-13	4	0	100
Kannauj	2013-14	4	0	100
Kannauj	2014-15	4	0	100
<b>Total</b>		<b>20</b>	<b>0</b>	<b>100</b>
Kaushambi	2010-11	4	0	100
Kaushamb	2011-12	4	0	100
Kaushamb	2012-13	4	0	100
Kaushamb	2013-14	4	1	75
Kaushamb	2014-15	4	1	75
<b>Total</b>		<b>20</b>	<b>2</b>	<b>90</b>
Jalaun	2010-11	4	0	100
Jalaun	2011-12	4	0	100
Jalaun	2012-13	4	0	100
Jalaun	2013-14	4	0	100
Jalaun	2014-15	4	0	100
<b>Total</b>		<b>20</b>	<b>0</b>	<b>100</b>
Budaun	2010-11	4	0	100
Budaun	2011-12	4	0	100
Budaun	2012-13	4	0	100
Budaun	2013-14	4	1	75
Budaun	2014-15	4	1	75
<b>Total</b>		<b>20</b>	<b>2</b>	<b>90</b>
Faizabad	2010-11	4	0	100
Faizabad	2011-12	4	0	100
Faizabad	2012-13	4	0	100
Faizabad	2013-14	4	1	75
Faizabad	2014-15	4	2	50
<b>Total</b>		<b>20</b>	<b>3</b>	<b>85</b>
Lucknow	2010-11	4	0	100
Lucknow	2011-12	4	0	100
Lucknow	2012-13	4	0	100
Lucknow	2013-14	4	1	75
Lucknow	2014-15	4	1	75
<b>Total</b>		<b>20</b>	<b>2</b>	<b>90</b>
Allahabad	2010-11	4	0	100
Allahabad	2011-12	4	0	100
Allahabad	2012-13	4	0	100
Allahabad	2013-14	4	1	75
Allahabad	2014-15	4	1	75
<b>Total</b>		<b>20</b>	<b>2</b>	<b>90</b>

(Source: Information provided by test-checked districts)

**Appendix-2.2.23****Statement showing inspection of schools conducted in test-checked districts during 2010-15***(Reference: Paragraph no 2.2.9.1; Page no.48)*

Name of District	Year	Total No. of school/ centre	Inspection to be conducted as per norms	Total No. of school/ centre inspected	Percentage of school/ centre inspected	Whether IR prepared	Whether IR submitted to SMCs
Hardoi	2010-11	3,595	9,240	7,536	81.56	No	No
Hardoi	2011-12	3,698	9,240	7,948	86.02	No	No
Hardoi	2012-13	4,041	9,240	7,749	83.86	No	No
Hardoi	2013-14	4,099	9,240	8,945	96.81	No	No
Hardoi	2014-15	3,993	9,240	8,963	97.002	No	No
Kushinagar	2010-11	2,451	7,260	8,688	119.67	No	No
Kushinagar	2011-12	2,534	7,260	7,185	98.97	No	No
Kushinagar	2012-13	2,809	7,260	7,546	103.94	No	No
Kushinagar	2013-14	2,970	7,260	6,667	91.83	No	No
Kushinagar	2014-15	3,196	7,260	4,300	59.23	No	No
Saharanpur	2010-11	1,935	5,720	5,497	96.10	No	No
Saharanpur	2011-12	2,079	5,720	4,536	79.30	No	No
Saharanpur	2012-13	2,118	5,720	9,548	166.92	No	No
Saharanpur	2013-14	2,105	5,720	5,667	99.07	No	No
Saharanpur	2014-15	2,105	5,720	5,936	103.78	No	No
Siddharthnagar	2010-11	2,235	7,260	6,843	94.26	No	No
Siddharthnagar	2011-12	2,328	7,260	7,235	99.66	No	No
Siddharthnagar	2012-13	2,647	7,260	7,255	99.93	No	No
Siddharthnagar	2013-14	2,648	7,260	7,249	99.85	No	No
Siddharthnagar	2014-15	2,650	7,260	7,211	99.32	No	No
Moradabad	2010-11	2,880	2,880	2,880	100	Yes	Yes
Moradabad	2011-12	2,994	2,994	2,994	100	Yes	Yes
Moradabad	2012-13	1,900	1,900	1,900	100	Yes	Yes
Moradabad	2013-14	1,919	1,919	1,919	100	Yes	Yes
Moradabad	2014-15	1,826	1,826	1,826	100	Yes	Yes
Kanpur Nagar	2010-11	2,553	2,553	2,553	100	Yes	Yes
Kanpur Nagar	2011-12	2,603	2,603	2,603	100	Yes	Yes
Kanpur Nagar	2012-13	2,523	2,523	2,523	100	Yes	Yes
Kanpur Nagar	2013-14	2,504	2,504	2,504	100	Yes	Yes
Kanpur Nagar	2014-15	2,464	2,464	2,464	100	Yes	Yes
Bareilly	2010-11	3,185	3,185	2,549	80.00	Yes	Yes
Bareilly	2011-12	3,075	3,075	2,481	80.70	Yes	Yes
Bareilly	2012-13	3,097	3,097	2,506	80.90	Yes	Yes
Bareilly	2013-14	3,038	3,038	2,533	83.40	Yes	Yes

Bareilly	2014-15	3,038	89,072	91,239	102.43	Yes	Yes
Bijnor	2010-11	2,496	2,496	2,496	100	No	No
Bijnor	2011-12	2,565	2,565	2,565	100	No	No
Bijnor	2012-13	2,699	2,699	2,699	100	No	No
Bijnor	2013-14	2,676	2,676	2,676	100	No	No
Bijnor	2014-15	2,700	2,700	2,700	100	No	No
Shahjahanpur	2010-11	3,222	5,060	3,501	69.19	Yes	Yes
Shahjahanpur	2011-12	3,166	5,060	2,747	54.29	Yes	Yes
Shahjahanpur	2012-13	3,261	5,060	4,751	93.89	Yes	Yes
Shahjahanpur	2013-14	3,307	5,060	4,857	95.99	Yes	Yes
Shahjahanpur	2014-15	3,291	5,060	19,420	383.79	Yes	Yes
Ghazipur	2010-11	2,730	660	2,730	100	Yes	No
Ghazipur	2011-12	2,754	660	2,754	100	Yes	No
Ghazipur	2012-13	2,771	660	2,771	100	Yes	No
Ghazipur	2013-14	2,990	660	2,990	100	Yes	No
Ghazipur	2014-15	2,996	700	2,996	100	Yes	No
Mirzapur	2010-11	2,101	2,101	3,025	143.98	No	No
Mirzapur	2011-12	2,229	2,229	2,740	122.93	No	No
Mirzapur	2012-13	2,316	2,316	4,030	174.01	No	No
Mirzapur	2013-14	2,323	2,323	3,413	146.92	No	No
Mirzapur	2014-15	2,315	2,315	2,669	115.29	No	No
Sambhal	2010-11	District not created					
Sambhal	2011-12						
Sambhal	2012-13	1,584	1,584	2,461	155	Yes	Yes
Sambhal	2013-14	1,588	1,588	5,001	315	Yes	Yes
Sambhal	2014-15	1,588	1,588	3,601	227	Yes	Yes
Sonbhadra	2010-11	1,870	1,870	3,601	192	Yes	No
Sonbhadra	2011-12	1,948	1,948	3,404	176.65	Yes	No
Sonbhadra	2012-13	2,481	2,481	3,549	143.05	Yes	No
Sonbhadra	2013-14	2,487	2,487	3,912	157.30	Yes	No
Sonbhadra	2014-15	2,492	2,492	3,786	151.93	Yes	No
Bulandshahr	2010-11	2,656	2,656	2,656	100	No	No
Bulandshahr	2011-12	2,678	2,678	2,678	100	No	No
Bulandshahr	2012-13	2,666	2,666	2,666	100	No	No
Bulandshahr	2013-14	2,666	2,666	2,666	100	No	No
Bulandshahr	2014-15	2,666	2,666	2,666	100	No	No
Kannauj	2010-11	1,493	4,180	1,493	35	No	No
Kannauj	2011-12	1,616	4,180	1,616	39	No	No
Kannauj	2012-13	1,769	4,180	1,769	42	No	No
Kannauj	2013-14	1,777	4,180	1,777	43	No	No
Kannauj	2014-15	1,777	4,180	1,777	43	No	No
Kaushambi	2010-11	1,358	4,180	2,814	67	No	No



Kaushambi	2011-12	1,409	4,180	3,025	72	No	No
Kaushambi	2012-13	1,501	4,180	3,628	87	No	No
Kaushambi	2013-14	1,501	4,180	3,660	88	No	No
Kaushambi	2014-15	1,509	4,180	3,579	86	No	No
Jalaun	2010-11	1,882	4,620	3,247	70.28	No	No
Jalaun	2011-12	1,928	4,620	3,518	76.15	No	No
Jalaun	2012-13	1,927	4,620	3,234	70.00	No	No
Jalaun	2013-14	1,927	4,620	4,228	91.52	No	No
Jalaun	2014-15	1,927	4,620	3,690	79.87	No	No
Budaun	2010-11	2,936	790	4,196	142.92	No	No
Budaun	2011-12	2,625	660	5,248	199.92	No	No
Budaun	2012-13	2,614	660	6,923	264.84	No	No
Budaun	2013-14	2,612	660	6,182	236.68	No	No
Budaun	2014-15	2,536	660	9,065	357.45	No	No
Faizabad	2010-11	1,993	1,993	1,907	96	Yes	Yes
Faizabad	2011-12	2,033	2,033	1,987	98	Yes	Yes
Faizabad	2012-13	2,145	2,145	2,094	98	Yes	Yes
Faizabad	2013-14	2,257	2,257	2,176	96	Yes	Yes
Faizabad	2014-15	2,257	2,257	2,192	97	Yes	Yes
Lucknow	2010-11	1,926	1,926	1,926	100	No	No
Lucknow	2011-12	2,150	2,150	2,150	100	No	No
Lucknow	2012-13	2,128	2,128	2,128	100	No	No
Lucknow	2013-14	2,075	2,075	2,075	100	No	No
Lucknow	2014-15	2,075	2,075	2,075	100	No	No
Allahabad	2010-11	3,842	9,900	6,659	67.26	Yes	No
Allahabad	2011-12	4,012	9,900	5,822	58.81	Yes	No
Allahabad	2012-13	3,920	9,900	6,828	68.97	Yes	No
Allahabad	2013-14	3,920	9,900	6,539	66.05	Yes	No
Allahabad	2014-15	3,882	9,900	7,810	78.89	Yes	No

(Source: Information provided by test-checked districts)

## Appendix- 2.2.24

### Summary of main findings/recommendations made by external evaluation agencies

(Reference: Paragraph no 2.2.10; Page no. 50 )

Sl. No.	Summary of main finding/recommendations
<b>Institute of Entrepreneurship Development, Lucknow (2010-11)</b>	
1	The quality of education must be improved in order to enhance the impact of MDM scheme.
2	There should be a competent person appointed on a contractual basis for managing MDM in each school.
3	Special attention should be paid to ensure that no NGO is required to supply MDM beyond a distance of 10 Kms and must have the required manpower and hot containers or insulated vans.
4	There must be a helper to help cooks in the preparation and distribution of MDM.
5	There should be a system of getting feedback about MDM from the students and parents on a quarterly basis.
6	Feedback about the menu should be taken from the students.
<b>G.B. Pant Institute of Social Sciences, Allahabad (2010-11)</b>	
1	Aspects like organizing health check-up camps, maintaining health registers and health cards, distribution of micro-nutrients and invoking the community participation etc. did not met with success, as was expected of it.
<b>Indian Institute of Management (IIM), Lucknow (2012-13)</b>	
1	A close assessment of NGO engaged in six surveyed districts indicates that there is a need for formulating a detailed guideline for engaging NGOs/ service providers for supplying cooked Mid-Day Meal.
2	The success of the Mid-Day Meal scheme largely depends upon regular monitoring and evaluation internally. Various task forces at district and block level have been constituted to monitor the programme. It was found that from the task force, only BEO (Block Education Officer), <i>Gram Pradhans</i> and <i>gram panchayat</i> secretaries use to visit schools regularly. Other officials use to visit only those schools which lie on the main roads. The administration should work out a definite plan for visiting to schools by various officials of state, districts and block levels. This will ensure better control on operations.
<b>Institute of Entrepreneurship Development, Lucknow (2012-13)</b>	
1	Uniform implementing mechanism for delivery of ration at door-steps of schools in all the sample districts.
2	Regular fund flow should be there to avoid inconvenience even for a single day.
3	Some security personnel may be appointed to keep the MDM raw material at school premises instead of keeping in <i>Gram Pradhan's</i> house, as has been observed in many cases.
4	Random and frequent visits to schools need to be made by the district and state level officials to check the status of MDM register, actual attendance, the data sent for IVRS and in case of any discrepancy, proper actions need to be taken against the school or the teacher concerned.
5	IVRS may be extended to other reporting like menu served, status of kitchen/cook/raw material available etc., for the further improvement of the scheme.
<b>G.B. Pant Institute of Social Sciences, Allahabad (2012-13)</b>	
1	The cooks need to be trained on aspects of hygiene, health, sanitation apart from cooking. Some of the master trainers can be created for this purpose, who can be given training at the district level. The master trainer can then impart training to all the cooks at the blocks or <i>Nyay Panchayat</i> levels.
2	The weekly menu may be planned region wise but closely monitored keeping in view the eating preferences. The cooks and children should be encouraged to kitchen gardening as this will ensure the supply of green vegetables as well as provide the children scope to learn about horticulture. Provision of sprouted gram along with seasonal fruits can be made in the weekly menu of MDM at least in a week.
3	To monitor the scheme in the districts, district authority has appointed district coordinator for monitoring and supervision of the scheme in the entire district. The condition of the district MDM cell is very poor and needs to be strengthened. It is also suggested that a block coordinator may be engaged for each of the blocks. This will provide help in monitoring the scheme efficiently.

(Source: Compiled from reports of external evaluation agencies)

**Appendix-2.2.25**

(Reference: Paragraph no.2.2.11.2; Page no. 51)

**Statement showing attendance in Primary and Upper Primary Schools in test-checked districts during 2010-15**

Average attendance in PSs of test-checked districts															
Districts	2010-11			2011-12			2012-13			2013-14			2014-15		
	Enrollment	Attendance percentage	Attendance per school day	Enrollment	Attendance percentage	Attendance per school day	Enrollment	Attendance percentage	Attendance per school day	Enrollment	Attendance percentage	Attendance per school day	Enrollment	Attendance percentage	Attendance per school day
Shahjahanpur	3,10,804	43.84	1,36,256	2,90,597	46.84	1,36,116	2,92,289	45.49	1,32,962	2,84,202	52.75	1,49,917	2,80,176	55.01	1,54,125
Ghazipur	2,84,549	77.76	2,21,265	2,65,972	79.05	2,10,251	2,70,262	57.43	1,55,211	2,60,686	54.63	1,42,413	2,58,741	56.34	1,45,775
Mirzapur	2,49,506	53.42	1,33,286	2,44,379	60.91	1,48,851	2,23,871	59.65	1,33,539	2,30,199	58.34	1,34,298	2,27,879	56.24	1,28,159
Sambhal			0			0	1,73,895	48	83,470	1,66,734	57.25	95,455	1,69,969	56.75	96,457
Hardoi	4,26,150	42.03	1,79,111	4,18,163	58.12	2,43,036	4,16,895	56.84	2,36,963	4,04,228	56.17	2,27,055	3,93,068	57.89	2,27,547
Siddharthnagar	2,85,623	45.18	1,29,044	2,71,888	62.25	1,69,250	2,73,608	58.97	1,61,347	2,74,121	59.41	1,62,855	2,74,121	60.16	1,64,911
Saharanpur	1,69,553	49.29	83,573	1,61,843	59.24	95,876	1,53,990	59.44	91,532	1,47,759	58.6	86,587	1,45,222	57.7	83,793
Kushinagar	3,33,284	41.19	1,37,280	3,33,225	53.52	1,78,342	3,22,089	48.46	1,56,084	2,76,065	53.03	1,46,397	2,78,753	53.7	1,49,690
Bijnor	2,14,416	67	1,43,659	2,15,856	61	1,31,672	2,19,109	57	1,24,892	1,79,758	65	1,16,843	1,63,651	64	1,04,737
Bareilly	2,98,191	46	1,37,168	2,86,923	58	1,66,415	2,98,478	37	1,10,437	2,65,858	53	1,40,905	2,60,878	51	1,33,048
Moradabad	3,60,128	51	1,83,593	3,60,128	52	1,86,222	1,81,023	53	96,159	1,84,560	48	87,851	1,51,251	51	77,138
Kanpur Nagar	1,55,474	66	1,02,613	1,53,852	60	92,311	1,53,705	57	87,612	1,47,985	62	91,751	1,42,243	57.14	81,278
Faizabad	1,91,469	60.99	1,16,777	1,75,354	64.55	1,13,191	1,74,403	59.15	1,03,159	1,77,597	56.97	1,01,177	1,72,263	58.08	1,00,050
Lucknow	1,80,370	55.33	99,799	1,83,112	43.83	80,258	1,80,812	67.89	1,22,753	1,78,512	51.41	91,773	1,76,212	53.02	93,428
Allahabad	3,93,243	63.13	2,48,238	3,56,109	61.70	2,19,706	3,61,863	49.24	1,78,199	3,69,718	50.56	1,86,927	3,55,929	52.46	1,86,714
Sonbhadra	1,85,527	64.79	1,20,203	1,83,585	61.73	1,13,327	1,76,577	52.06	91,926	1,81,789	53.56	97,366	1,88,486	55.92	1,05,401
Bulandshahr	1,83,430	54.11	99,254	1,76,611	61.35	1,08,351	1,66,380	63.68	1,05,951	1,59,505	58.82	93,821	1,59,505	59.38	94,714
Kannauj	1,40,330	56.11	78,739	1,32,891	67.09	89,157	1,28,965	58.58	75,548	1,23,672	57.21	70,753	1,23,672	61.47	76,021
Kaushambi	1,55,839	54	84,153	1,50,818	59	88,983	1,49,220	39	58,196	1,35,715	50	67,858	1,25,446	45	56,451
Budaun	3,46,259	31	1,07,340	2,74,660	51.17	1,40,544	2,74,652	52.49	1,44,165	2,70,193	52.09	1,40,744	2,60,903	52.42	1,36,765
Jalaun	1,16,338	49.94	58,099	1,11,695	62.94	70,301	1,10,754	52.49	58,135	1,08,771	53.26	57,931	1,06,250	52	55,250
<b>Total</b>	<b>49,80,483</b>		<b>25,99,451</b>	<b>47,47,661</b>		<b>27,82,160</b>	<b>47,02,840</b>		<b>25,08,240</b>	<b>45,27,627</b>		<b>24,90,675</b>	<b>44,14,618</b>		<b>24,51,453</b>
Overall percentage of attendance in PSs of test-checked districts		52.19			58.6			53.33			55.01			55.53	

Average attendance of test checked districts in UPS															
Districts	2010-11			2011-12			2012-13			2013-14			2014-15		
	Enrollment	Attendance percentage	Attendance per school day	Enrollment	Attendance percentage	Attendance per school day	Enrollment	Attendance percentage	Attendance per school day	Enrollment	Attendance percentage	Attendance per school day	Enrollment	Attendance percentage	Attendance per school day
Shahjahanpur	98,591	41.04	40,462	1,23,052	46.46	57,170	1,29,464	42.83	55,449	1,28,972	49.02	63,222	1,21,075	53.14	64,339
Ghazipur	96,769	66.14	64,003	87,376	72.62	63,452	99,999	50.48	50,479	86,139	53.96	46,481	90,373	52.79	47,708
Mirzapur	78,002	57.75	45,046	1,00,944	59.49	60,052	99,548	51.97	51,735	1,04,630	50.96	53,319	93,264	51.29	47,835
Sambhal			0			0	59,847	47.5	28,427	61,682	56.5	34,850	61,705	55	33,938
Hardoi	1,66,567	43.97	73,240	1,76,226	64.59	1,13,824	1,77,171	55.51	98,348	1,72,716	51.06	88,189	1,62,232	49.95	81,035
Siddharthnagar	68,159	47.79	32,573	93,209	48.75	45,439	85,845	54.86	47,095	87,633	56.87	49,837	87,633	56.33	49,364
Saharanpur	52,411	47.44	24,864	83,225	58.79	48,928	78,316	54.98	43,058	78,170	50.89	39,781	77,989	52.65	41,061
Kushinagar	65,969	40.63	26,803	91,709	50.24	46,075	1,07,841	47.6	51,332	1,03,327	46.33	47,871	98,861	46.24	45,713
Bijnor	67,892	67	45,488	67,892	64	43,451	1,13,298	57	64,580	1,04,656	66	69,073	96,597	65	62,788
Bareilly	68,821	34	23,399	71,787	44	31,586	68,201	49	33,418	68,500	42	28,770	94,421	44	41,545
Moradabad	67,055	50	33,608	87,129	62	54,395	75,646	53	39,782	79,371	48	37,916	64,006	51	32,643
Kanpur Nagar	80,147	68	54,500	77,975	51	39,767	77,818	53	41,244	79,473	59	46,889	75,719	50.5	38,238
Faizabad	<b>62,134</b>	65.41	40,642	<b>92,568</b>	64.54	59,743	<b>81,666</b>	59.82	48,853	<b>81,166</b>	58.16	47,206	<b>77,609</b>	57.09	44,307
Lucknow	52,874	54.71	28,927	69,683	34.35	23,936	74,646	57.21	42,705	74,808	44.96	33,634	77,108	49.95	38,515
Allahabad	1,75,769	47.67	83,784	1,72,215	43.02	74,083	1,73,051	38.92	67,344	1,53,130	47.85	73,276	1,66,984	44.55	74,387
Sonbhadra	57,042	64.38	36,724	62,242	63.82	39,723	61,699	57.94	35,748	64,348	53.55	34,458	65,065	55.2	35,916
Bulandshahr	99,859	45.92	45,855	1,00,309	54.99	55,160	1,01,129	39.85	40,300	1,01,273	30.65	31,040	1,01,273	29.21	29,582
Kannauj	42,718	60.66	25,913	54,308	68.44	37,168	53,843	52.25	28,133	52,193	52.33	27,313	52,919	60.35	31,937
Kaushambi	29,063	53	15,403	37,928	59	22,378	37,953	38	14,422	42,792	50	21,396	40,137	47	18,864
Budaun	1,01,436	30	30,431	1,01,154	40.96	41,433	91,932	43.06	39,586	97,645	39.93	38,990	96,238	42.64	41,036
Jalaun	47,154	53.32	25,143	56,238	69.92	39,322	55,367	50.5	27,960	54,227	43.76	23,730	54,236	54	29,287
<b>Total</b>	<b>15,78,432</b>		<b>7,96,807</b>	<b>18,07,169</b>		<b>9,97,084</b>	<b>19,04,280</b>		<b>9,50,000</b>	<b>18,76,851</b>		<b>9,37,240</b>	<b>18,55,444</b>		<b>9,30,039</b>
Overall percentage of attendance in UPSs of test-checked districts		50.48			55.17			49.89			49.94			50.12	

(Source: Information provided by test-checked districts)

### **Appendix-2.3.1**

#### **Formation and functioning of community structures**

*(Reference: Paragraph No. 2.3.1; page no. 57)*

Under *Swarna Jayanti Shahari Rozgar Yojana* (SJSRY) community based structures/ organisations like Neighbourhood Groups, Neighbourhood Communities and Community Development Societies were to be formed.

- 1. Neighbourhood Groups (NHGs):** NHG is an informal association of 10 to 40 women of *Mohalla/Basti* at Urban Local Bodies level to represent the views of the Group in the Neighbourhood Committee, Community Development Society and other forums, to coordinate with the families living in slum area, helping in making work plan, implementation and monitoring of the scheme activities.
- 2. Neighbourhood Communities (NHCs):** NHC is a formal association of women formed by NHGs to assist in community surveys, in identification of local priorities and problems, to develop community capacity through training and assisting in recovery of loans from beneficiaries.
- 3. Community Development Societies (CDSs):** CDS is a formal association of NHCs to represent needs of all communities, identification of beneficiaries, helping in conductance of survey, to prepare community development plans and proposals, helping in ensuring repayment of loans by the beneficiaries in time and to create small community assets in consultation with Urban Poverty Alleviation Cell.

### **Appendix-2.3.2**

#### **Components of Swarna Jayanti Shahari Rozgar Yojana**

*(Reference: Paragraph No. 2.3.1; page no. 57)*

1. **Urban Community Development Network (UCDN):** UCDN aimed at empowering the community and strengthening the community structures;
2. **Skill Training for Employment Promotion amongst Urban Poor (STEP-UP):** STEP-UP aimed at poverty alleviation in urban areas by facilitating skill development of urban poor;
3. **Urban Self-Employment Programme (USEP):** USEP aimed to extend financial assistance for setting up of gainful self-employment ventures to urban poor;
4. **Urban Women Self-help Programme (UWSP):** UWSP focused on providing financial assistance to Self Help Groups of women; and
5. **Urban Wage Employment Programme (UWEP):** UWEP provided opportunities for wage-employment of urban poor.

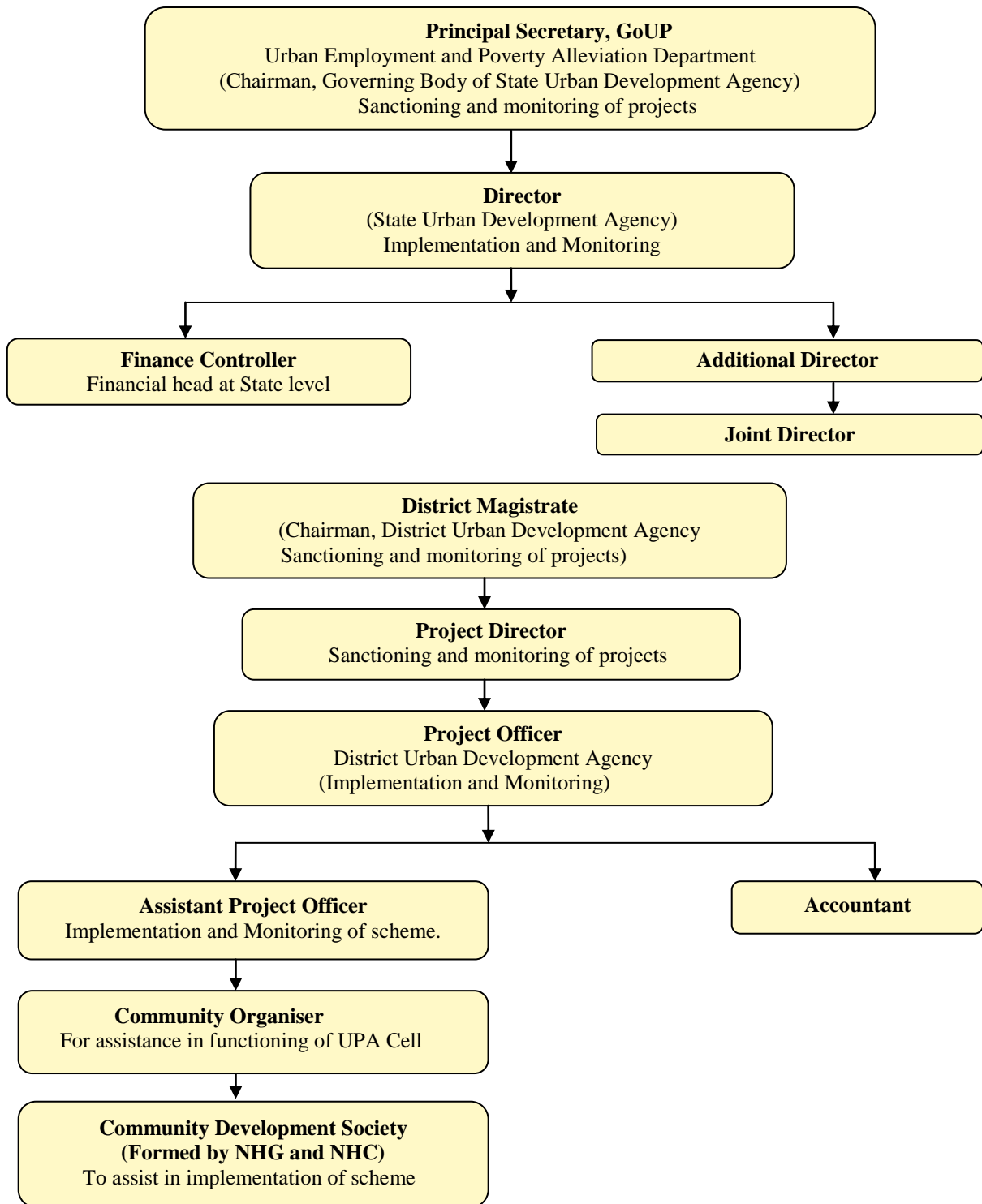
#### **Components of National Urban Livelihood Mission:**

1. **Social Mobilization and Institution Development (SM&ID):** SM&ID envisaged universal social mobilisation of urban poor into Self-Help Groups (SHGs) and their federations;
2. **Capacity Building and Training (CB&T):** CB&T aimed for establishing timely and high quality technical assistance at State and City levels;
3. **Employment through Skills Training and Placement (EST&P):** EST&P aimed at providing assistance for upgrading the skills of the urban poor to enhance their capacity for self-employment and salaried employment;
4. **Self-Employment Programme (SEP):** SEP focused on providing financial assistance to individuals/groups of urban poor for setting up gainful self-employment ventures;
5. **Support to Urban Street Vendors (SUSV):** SUSV aimed at skilling of street vendors with supporting social security options for vulnerable groups; and
6. **Scheme of Shelter for the Urban Homeless (SUH):** SUH aimed to provide shelter and all other essential services to the poorest of the poor.

**Appendix-2.3.3**

**Organogram of SJSRY**

(Reference: Paragraph No. 2.3.2; page no. 57)



(Source: Records of SUDA, Lucknow)

#### Appendix-2.3.4

### Details of urban population and fund released by SUDA in respect of selected districts during 2010-14

(Reference: Paragraph No. 2.3.6.1; page no. 59)

Sl. No.	Sampled District	Urban population	BPL family (Per cent)	Funds released by SUDA (₹ in lakh)				Total Fund	Total Fund (Per cent)
				2010-11	2011-12	2012-13	2013-14		
1	2	3	4	5	6	7	8	9	10
1.	Chitrakoot	76,560	2,590 (1)	23.06	147.75	23.72	14.36	208.89	2
2.	Ambedkarnagar	2,31,900	5,19,40 (19)	81.77	96.99	71.00	34.05	283.81	3
3.	Bahraich	2,38,000	10,300 (4)	94.16	63.59	110.26	99.86	367.87	4
4.	Raebareli	2,73,990	12,360 (4)	68.82	22.46	137.19	69.53	298.00	4
5.	Sonebhadra	2,75,440	6,900 (2)	49.66	58.86	31.08	52.89	192.49	2
6.	Mau	3,60,360	3,42,10 (12)	77.77	84.90	55.31	113.53	331.51	4
7.	Hardoi	4,07,320	4,180 (2)	118.51	216.65	51.37	84.77	471.30	5
8.	Aligarh	8,64,690	6,910 (3)	214.28	124.21	177.02	253.75	769.26	9
9.	Muzaffarnagar	9,03,880	4,10,80 (15)	280.62	116.70	313.79	131.79	842.90	10
10.	Moradabad	11,66,190	23,380 (8)	309.67	132.15	266.68	176.83	885.33	10
11.	Varanasi	12,60,570	17,590 (6)	285.33	133.21	227.29	315.12	960.95	11
12.	Ghaziabad	18,16,410	16,350 (6)	410.27	179.50	275.07	348.23	1,213.07	14
13.	Kanpur Nagar	27,97,510	5,05,70 (18)	651.67	185.91	402.62	684.74	1,924.94	22
<b>Total</b>		<b>1,06,72,820</b>	<b>2,78,360</b>	<b>2,665.59</b>	<b>1,562.88</b>	<b>2,142.40</b>	<b>2,379.45</b>	<b>8,750.32</b>	

(Source: Records of SUDA, Lucknow)

#### Appendix-2.3.5

### Details of pending UCs under SJSRY during 2010-14

(Reference: Paragraph No. 2.3.6.2; page no. 60)

(₹ in crore)

Sl. No.	Year	Total releases by GoI and GoUP	Funds utilised during the year	UCs submitted during the year	Pending UCs
1.	2010-11	94.92	113.82	105.06	99.70
2.	2011-12	154.95	80.33	91.16	163.49
3.	2012-13	62.24	83.82	64.03	161.70
4.	2013-14	124.71	124.13	130.81	155.61

(Source: Records of SUDA, Lucknow)



### Appendix-2.3.6

#### Details of expenditure against the allocation of funds by GoI during 2010-14

(Reference: Paragraph No. 2.3.6.3, 2.3.8.1 to 2.3.8.5; page no. 60, 63, 64, 67, 68, 70)

(₹ in crore)

Year	Total available fund	Components	Allocation by GoI/GoUP	Allocation by SUDA (per cent)	Amount released by SUDA	Expenditure
1	2	3	4	5	6	7
2010-11	87.32	STEP-UP (30%)	26.20	28.97(111)	29.78	40.49
		USEP (20%)	17.46	18.10(104)	19.98	26.24
		UWSP (20%)	17.46	23.17(133)	21.11	7.41
		UWEP (20%)	17.46	14.37(82)	16.91	23.12
		UCDN (10%)	8.73	4.00(46)	9.44	5.69
2011-12	142.56	STEP-UP (30%)	42.77	59.54(139)	16.16	22.31
		USEP (20%)	28.51	55.96(196)	15.64	16.96
		UWSP (20%)	28.51	23.18(81)	0.08	4.02
		UWEP (20%)	28.51	14.37(50)	40.88	20.96
		UCDN (10%)	14.26	4.00(28)	0.10	5.13
2012-13	57.26	STEP-UP (40%)	22.90	62.50(273)	19.97	12.93
		USEP (20%)	11.45	91.23(797)	25.63	39.90
		UWSP (20%)	11.45	42.71(373)	11.61	5.62
		UWEP (10%)	5.73	20.00(349)	15.58	15.13
		UCDN (10%)	5.73	10.00(175)	3.57	2.76
2013-14	124.71	STEP-UP (50%)	62.36	62.33(100)	4.33	48.78
		USEP (15%)	18.71	18.69(100)	14.52	28.85
		UWSP (15%)	18.71	18.69(100)	13.14	7.92
		UWEP (0%)	0.00	0.00	4.44	24.37
		UCDN (12%)	14.97	14.96(100)	9.90	10.71
<b>2010-14</b>	<b>411.85</b>	<b>STEP-UP</b>	<b>154.23</b>	<b>213.34(138)</b>	<b>70.24</b>	<b>124.51</b>
		<b>USEP</b>	<b>76.13</b>	<b>183.98(242)</b>	<b>75.77</b>	<b>111.95</b>
		<b>UWSP</b>	<b>76.13</b>	<b>107.75(142)</b>	<b>45.94</b>	<b>24.97</b>
		<b>UWEP</b>	<b>51.7</b>	<b>48.74(94)</b>	<b>77.81</b>	<b>83.58</b>
		<b>UCDN</b>	<b>43.69</b>	<b>32.96(75)</b>	<b>23.01</b>	<b>24.29</b>

(Source: Records of SUDA, Lucknow)

Note: Total available fund from 2010-13 was after deduction of five per cent of Administrative and other Expenditure (A&OE) and three per cent of IEC.

### Appendix-2.3.7

### Details of interest accrued under SJSRY/NULM during 1997-2015

(Reference: Paragraph No. 2.3.6.4; page no. 61)

Sl. No.	Year	Opening balance (₹ in lakh)	Central (₹ in lakh)	State (₹ in lakh)	Total available fund (₹ in lakh)	Expenditure (₹ in lakh)	Closing Balance (₹ in lakh)	Interest @ 6 per cent (₹ in lakh)	Interest @ 3.5 per cent (₹ in lakh)	Total interest (₹ in lakh)	Total interest (₹ in crore)
(1)	(2)	(3)	(4)	(5)	(6)	(7)	(8)	(9)	(10)	(11)	(12)
1.	1997-98*	7,715.92	0.00	0.00	7,715.92	0.00	7,715.92	462.51	0.00	462.51	4.63
2.	1998-99	7,715.92	3,169.44	1,104.00	11,989.36	6,563.74	5,425.62	325.54	0.00	325.54	3.26
3.	1999-00	5,425.62	2,344.02	257.60	8,027.24	3,632.79	4,394.45	263.52	0.00	263.52	2.64
4.	2000-01	4,394.45	1,029.70	866.98	6,291.13	3,134.90	3,156.23	189.37	0.00	189.37	1.89
5.	2001-02	3,156.23	858.99	348.05	4,363.27	2,659.28	1,703.99	102.24	0.00	102.24	1.02
6.	2002-03	1,703.99	1,856.92	557.25	4,118.16	1,675.25	2,442.91	102.24	0.00	102.24	1.02
7.	2003-04	2,442.91	1,571.74	523.91	4,538.56	2,591.72	1,946.84	0.00	68.14	68.14	0.68
8.	2004-05	1,946.84	2,622.61	790.87	5,360.32	3,356.43	2,003.89	0.00	68.14	68.14	0.68
9.	2005-06	2,003.89	3,071.43	1,107.14	6,182.46	4,171.50	2,010.96	0.00	70.14	70.14	0.70
10.	2006-07	2,010.96	4,566.49	1,522.16	8,099.61	5,803.17	2,296.44	0.00	70.16	70.16	0.70
11.	2007-08	2,296.44	4,545.23	1,515.06	8,356.73	5,069.93	3,286.80	0.00	80.38	80.38	0.80
12.	2008-09	3,286.80	8,846.94	2,793.34	14,927.08	7,239.61	7,687.47	0.00	115.04	115.04	1.15
13.	2009-10	7,687.47	6,462.43	1,779.88	15,929.78	4,944.36	10,985.42	0.00	269.06	269.06	2.69
								<b>1,445.42</b>	<b>741.06</b>	<b>2,186.48</b>	<b>21.86</b>

(₹ in crore)

Sl. No.	Year	Opening balance	Interest @ 4%	Fund released	Total Available fund (3+5)	Expenditure	Remaining fund	Interest @ 4%	Total Interest accrued
(1)	(2)	(3)	(4)	(5)	(6)	(7)	(8)	(9)	(10)
14.	2010-11	109.85	(upto August) 1.83	(August to February) 94.92	204.77	113.82	90.95	(Sep to March) 2.12	3.95
15.	2011-12	90.95	(upto August) 1.66	(August to February) 154.95	245.90	80.33	165.57	(Sep to March) 3.86	5.52
16.	2012-13	165.57	(upto August) 2.75	(August to February) 62.24	227.81	83.82	143.99	(Sep to March) 3.36	6.11
17.	2013-14	143.99	(upto August) 2.40	(August to February) 124.71	268.70	124.13	144.57	(Sep to March) 3.37	5.77
18.	2014-15	144.57	(upto December) 4.31	(December to 30 March) 61.93	206.50	0.00	206.50	(Jan to March) 2.07	6.38
									<b>27.73</b>

(Source: Records of SUDA, Lucknow)

Total interest accrued: ₹ 49.59 crore (₹ 21.86 crore + ₹ 27.73 crore)

### Appendix-2.3.8

#### Details of amount paid to ineligible trainees under Urban Community Development Network during 2010-14

(Reference: Paragraph No. 2.3.8.1; page no. 63)

Sl. No.	Name of the districts	Name of Urban Local Bodies	No. of trainees	Amount (₹ in lakh)
1.	Aligarh	Aligarh	800	17.76
2.	Ambedkarnagar	Akbarpur	40	0.89
		Tanda	40	0.89
3.	Ghaziabad	Dasna	80	1.78
			200	4.44
		Faridnagar	40	0.89
		Ghaziabad	320	7.10
		Loni	160	3.55
			280	6.23
		Modinagar	160	3.55
			400	8.88
		Muradnagar	160	3.55
		Nivari	40	0.89
			160	3.55
		Patala	40	0.89
			160	3.55
		<b>Total</b>		<b>3,080</b>

(Source: Records of DUDAs)

### Appendix-2.3.9

#### Details of training imparted through private Institutes under STEP-UP during 2010-14

(Reference: Paragraph No. 2.3.8.2(i); page no. 64)

Sl. No.	Name of the district	Number of private institutes involved	Amount paid (₹ in lakh)	Number of beneficiaries trained
1.	Agra	13	563.19	11,386
2.	Aligarh	6	126.72	3,495
3.	Ambedkarnagar	1	29.66	867
4.	Bahraich	12	110.46	1,603
5.	Chitrakoot	4	21.70	633
6.	Ghaziabad	13	286.28	7,430
7.	Hardoi	11	74.27	2,060
8.	Saharanpur	34	296.89	3,370
9.	Varanasi	11	102.95	2,743
	<b>Total</b>	<b>105</b>	<b>1,612.12</b>	<b>33,587</b>
<b>Say ₹ 16.12 crore</b>				

(Source: Records of DUDAs)

### Appendix-2.3.10

#### Details of Physical and Financial position under STEP-UP during 2010-14

(Reference: Paragraph No. 2.3.8.2(ii) & 2.3.8.2(vi); page no. 65 & 66)

Sl. No.	Name of District	Physical ( in number)			Financial (₹ in lakh)				
		Target	Achievement	No. of beneficiaries employed/self-employed	Opening balance	Receipt	Total	Expenditure	Closing balance
1	Agra	14,808	11,576	0	136.45	602.02	738.47	733.33	5.14
2	Aligarh	8,043	5,695	2,293	79.53	304.96	384.49	306.65	77.84
3	Ambedkarnagar	1,724	313	577	16.07	75.47	91.54	56.26	35.28
4	Bahraich	2,451	1,603	1,186	28.36	109.19	137.55	113.72	23.83
5	Bareilly	11,684	7,848	0	105.31	447.60	552.91	493.71	59.20
6	Chitrakoot	727	561	0	6.16	39.22	45.38	36.64	8.74
7	Fatehpur	2,433	461	0	22.20	97.61	119.81	114.06	5.75
8	Ghaziabad	14,866	7,660	1,010	129.42	609.85	739.27	508.68	230.59
9	Gorakhpur	6,799	4,347	0	56.23	507.20	563.43	439.06	124.37
10	Hardoi	3,918	2,060	503	37.75	125.26	163.01	156.16	6.85
11	Jhansi	5,469	275	1,133	50.17	140.73	190.90	190.90	0.00
12	Kanpur Nagar	24,772	19,519	0	198.60	911.07	1109.67	1106.59	3.08
13	Mau	3,090	1,986	0	32.51	114.77	147.28	142.18	5.10
14	Moradabad	9,622	5,930	2,348	62.86	467.74	530.60	500.74	29.86
15	Muzaffarnagar	7,497	2,828	0	82.13	267.75	349.88	191.69	158.19
16	Raibareli	3,701	1,552	507	25.63	106.18	131.81	124.91	6.90
17	Saharanpur	7,040	4,048	855	67.58	323.01	390.59	337.61	52.98
18	Sonbhadra	2,287	1,739	0	19.91	78.38	98.29	56.30	41.99
19	Varanasi	10,962	5,108	0	103.54	337.62	441.16	298.77	142.39
<b>Grand Total</b>		<b>1,41,893</b>	<b>85,109</b>	<b>10,412</b>	<b>1,260.41</b>	<b>5,665.63</b>	<b>6,926.04</b>	<b>5,907.96</b>	<b>1,018.08</b>
<b>Say ₹ 10.18 crore</b>									

(Source: Records of DUDAs)

Note: Short achievement of target was 56,784, 40 per cent (1,41,893 - 85,109=56,784) beneficiaries.

### Appendix-2.3.11

#### Details of sub-contracting of training institutes during 2010-14

(Reference: Paragraph No. 2.3.8.2(iv); page no.65)

Sl. No.	Name of the district	Year	Institute selected for training	Number of beneficiaries trained	Institute which imparted training as sub-contracted work	Payment made (₹in lakh)
1.	Aligarh	2010-11	UP Development System Corporation Ltd.	50	Bonson Institute of Information Technology	1.97
		2011-12		75		3.37
		2010-11	UP Mahila Kalyan Nigam Ltd., Lucknow	50	Manav Unnayan Sewa Sansthan, Lucknow	2.28
				25	Viklang Mand Buddhi Kalyan Samiti, Aligarh	1.14
				25	Gram Niyojan Ashram, Charda	1.14
2.	Ghaziabad	2011-12	UP Industrial Cooperative Association Ltd., Lucknow	100	Dhruv Jyoti Samajik Sansthan	5.70
		2011-12	UP Industrial Cooperative Association Ltd., Lucknow	358	Bhartiya Mahila Kalyan Evam Bal Vikas Shodh Sanasthan Samiti, Baghpat	24.70
				242	Mayur Shiksha Evam Kalyan Samiti, Baghpat	16.70
		2013-14	UP Small Industries Corporation Ltd., Allahabad	180	Bhartiya Mahila Kalyan Evam Bal Vikas Shodh Sanasthan Samiti, Baghpat	8.10
3.	Saharanpur	2011-12	Future Reflection Technology, Lucknow	600	Seven Institutes	27.00
4.	Varanasi	2011-12	UPTRON Powertronics Ltd.	199	Sri Banshisewarth Niketan, Varanasi	6.97
<b>Total</b>				<b>1,904</b>		<b>99.07</b>

(Source: Records of DUDAs)

**Appendix-2.3.12****Details of beneficiaries deprived of tool-kits during 2010-14***(Reference: Paragraph No. 2.3.8.2 (v); page no.66)*

Sl. No.	Name of the district	Available funds (₹ in lakh)	Number of beneficiaries imparted training	Number of beneficiaries provided tool-kits	Number of beneficiaries deprived of tool-kits
1.	Agra	34.14	11,576	3,977	7,599
2.	Aligarh	77.84	5,695	790	4,905
3.	Ambedkarnagar	35.28	867	507	360
4.	Bahraich	23.82	1,603	672	931
5.	Chitrakoot	8.74	561	130	431
6.	Fatehpur	5.75	1,492	1,367	125
7.	Ghaziabad	106.85	8,530	3,250	5,280
8.	Gorakhpur	124.37	5,949	5,605	344
9.	Hardoi	6.84	2,060	1,600	460
10.	Mau	5.10	1,771	1,611	160
11.	Muzaffarnagar	158.19	2,678	1,400	1,278
12.	Raibareli	6.90	1,552	1,327	225
13.	Saharanpur	52.98	4,048	3,468	580
14.	Varanasi	142.39	5,108	2,951	2,157
<b>Grand Total</b>		<b>789.19</b>	<b>53,490</b>	<b>28,655</b>	<b>24,835</b>
					<b>Say ₹ 7.89 crore</b>

(Source: Records of DUDAs)

### Appendix-2.3.13

#### Details of excess payment and tool-kits provided to Institutes during 2010-14

(Reference: Paragraph No. 2.3.8.2(v); page no. 66)

Sl. No.	Name of the district	Period	Name of the Institute	Trade Name	No. of beneficiaries	Excess payment (₹ in lakh)	Cost of tool-kits
1.	Agra	2010-11	VLCC Health Care Ltd., Gurgaon	Beautician	35	1.93	0
		2011-12	Tally Solutions, New Delhi	Computer	700	38.50	0
		2012-13	IL&FS Education, NOIDA	Fitter, Fashion Design, Tailoring etc.	209	11.50	0
			M/s Edu Guru India Ltd.	Tally	1000	55.00	0
2.	Aligarh	2010-11	VLCC Health Care Ltd, Gurgaon	Beautician	100	5.50	0
		2011-12	VLCC Health Care Ltd., Gurgaon	Beautician	50	2.75	0
			UP Small Industries Corporation Ltd.	Refrigeration, Machinist & Fitter/Turner /Home appliances	75	1.13	0
			G4S Securities Ltd.	Security guard	50	0.25	0
		2013-14	Bonson Institute of Information Technology	3D Animation Production	500	4.50	0
			V Call Soft Solution Pvt. Ltd.	Health care & Multi-purpose work	50	0.45	0
3.	Saharanpur	2010-11	Tally Solutions, New Delhi	Computer	100	10.00	0
		2012-13	IL&FS Education, NOIDA	Computer accounting, domestic BPO and engineering (electrician)	300	9.30	0
<b>Total</b>					<b>3,169</b>	<b>140.81</b>	
4.	Saharanpur	2010-12	UP Small Industries Corporation Ltd.	Computer, Tailoring & Fashion Designing, Electrician, Security Guard.	2,118	0	63.54

(Source: Records of DUDAs)

Note: Expenditure on training is to be limited to ₹ 4,500 per trainee.

Excess payment: ₹ 10,000- 4,500 = ₹ 5,500

Payment made: ₹ 3.17 crore (3,169 x ₹ 10,000)

### Appendix-2.3.14

#### Details of beneficiaries deprived of stipend during 2010-14

(Reference: Paragraph No. 2.3.8.2 (v); page no.66)

Sl. No.	Name of the district	Period	Number of beneficiaries imparted training but not given stipend	Balance fund (₹ in lakh)
1.	Aligarh	2012-13	3,345	78.00
2.	Chitrakoot	2010-12	268	2.49
3.	Moradabad	2013-14	2,910	29.86
4.	Saharanpur	2010-14	530	52.98
<b>Total</b>			<b>7,053</b>	<b>163.33</b>

(Source: Records of DUDAs)

**Appendix-2.3.15**

**Details of stipend of beneficiaries provided to training Institutes during 2010-14**

(Reference: Paragraph No. 2.3.8.2(v); page no.66)

Sl. No	Year	Name of the district	Name of the institute	Number of beneficiaries	Amount of stipend (₹ in lakh)
1	2011-12	Agra	1. M/s Edu Guru India Pvt. Ltd.	700	8.40
<b>Total</b>				<b>700</b>	<b>8.40</b>
2	2011-12	Bahraich	1. Panchayat Udyog, Kaiserganj	185	2.22
			2. Zenith Mahila Samudayik Vikas Samiti	30	0.36
			3. Adarsh Mahila Samudayik Vikas Samiti	50	0.60
			4. Nari Utthan Mahila Samudayik Vikas Samiti	40	0.48
<b>Total</b>				<b>305</b>	<b>3.66</b>
3	2010-11	Ghaziabad	1. Raj Institute of Computer Technology	200	2.40
			2. A-1 Security & Allied Services	150	1.80
			3. Dynamic Institute of Information Technology	400	4.80
			4. Mark Academy of Fashion & Design	500	12.00
			5. Mayur Infotech	500	12.00
			6. Dynamic Institute of Information Technology	500	12.00
			7. UP Industrial Cooperative Association Ltd.	100	1.20
			8. Future Reflection Technology	150	3.60
<b>Total</b>				<b>2,500</b>	<b>49.80</b>
4	2010-11	Saharanpur	1. VLCC Healthcare, Gurgaon	50	1.25
			2. Satya Shiksha Prasar Samiti	40	0.96
			3. IL&FS Education	300	7.20
			4. International Institute of Fashion Technology	75	1.80
			5. Tally Solutions Pvt. Ltd., New Delhi	100	2.40
			6. Dr. BR Ambedkar Shikshan Evam Prashikshan Sansthan	30	0.75
			7. Mayur Infotech Computer Education	285	6.84
			8. Honey Gramin Vikas Sansthan	35	0.84
			9. Rainbow Computer Education	80	2.00
			10. Entelleus Security & Allied Services Ltd.	33	0.26
			11. Food Processing Officer	30	0.40
			12. Shaheed Bhagat Singh Matrey Bhoomi Sewa Sansthan	30	0.75
			13. International Institute of Fashion Technology	50	1.25
			14. Bharat Sewa Sanasthan	40	1.00
<b>Total</b>				<b>1,178</b>	<b>27.70</b>
<b>Grand Total</b>				<b>4,683</b>	<b>89.56</b>

(Source: Records of DUDAs)



**Appendix-2.3.16****Details of Physical and Financial position of Urban Self Employment Programme (USEP) during 2010-14**

(Reference: Paragraph No. 2.3.8.3; page no.67)

Sl. No.	Name of the district	Physical (in number)		Financial (₹ in lakhs)				
		Target	Achievement	Opening balance	Receipt	Total	Expenditure	Closing balance
1	Agra	1,638	1,674	87.22	454.93	542.15	521.85	20.30
2	Aligarh	1,003	549	47.20	337.68	384.88	379.87	5.01
3	Ambedkarnagar	205	152	7.68	76.80	84.48	73.37	11.11
4	Bahraich	292	229	27.15	85.65	112.80	112.05	0.75
5	Bareilly	1,582	1017	7.84	457.04	464.88	464.27	0.61
6	Chitrakoot	86	138	2.26	21.12	23.38	23.38	0.00
7	Fatehpur	280	197	14.79	86.46	101.25	101.25	0.00
8	Ghaziabad	1,519	1,290	11.39	525.36	536.75	536.75	0.00
9	Gorakhpur	738	439	00.00	268.06	268.06	218.06	50.00
10	Hardoi	472	398	25.16	147.27	172.43	172.24	0.19
11	Jhansi	625	210	36.85	81.35	118.20	113.88	4.32
12	Kanpur Nagar	2,761	1,766	91.10	632.42	723.52	714.91	8.61
13	Mau	308	295	9.57	109.58	119.15	119.15	0.00
14	Moradabad	1,091	973	36.02	345.58	381.60	381.60	0.00
15	Muzaffarnagar	806	415	54.75	238.66	293.41	284.50	8.91
16	Raibareli	281	232	17.04	55.76	72.80	72.60	0.20
17	Saharanpur	976	835	45.06	286.02	331.08	331.08	0.00
18	Sonbhadra	238	169	13.90	60.50	74.40	70.45	3.95
19	Varanasi	1,252	930	0.53	436.57	437.10	437.10	0.00
<b>Total</b>		<b>16,153</b>	<b>11,908</b>	<b>535.51</b>	<b>4,706.81</b>	<b>5,242.32</b>	<b>5,128.36</b>	<b>113.96</b>

Source: Records of DUDAs.

Note: Short achievement of target was by 4,245 (16,153-11,908=4,245) i.e. 26 per cent beneficiaries.

**Appendix-2.3.17****Details of subsidy released to ineligible beneficiaries under USEP during 2010-14**

(Reference: Paragraph No. 2.3.8.3(i); page no. 68)

Sl. No.	Name of the district	No. of test-checked loan applications	No. of ineligible beneficiaries (APL category)	Subsidy released to ineligible beneficiaries (₹ in lakh)
1.	Aligarh	79	77	18.68
2.	Ambedkarnagar	28	13	6.50
3.	Bahraich	23	14	6.75
4.	Bareilly	75	16	8.00
5.	Chitrakoot	30	16	2.65
6.	Ghaziabad	73	68	28.54
7.	Gorakhpur	54	43	21.50
8.	Hardoi	30	00	0.00
9.	Kanpur Nagar	50	31	14.00
10.	Mau	169	13	6.23
11.	Moradabad	50	18	8.25
12.	Raibareli	104	3	1.03
13.	Saharanpur	60	40	17.30
14.	Sonbhadra	50	10	6.50
15.	Varanasi	51	35	17.70
<b>Total</b>		<b>926</b>	<b>397</b>	<b>163.63</b>

(Source: Records of DUDAs)

**Appendix-2.3.18****Details of Physical and Financial position under UWSP during 2010-14***(Reference: Paragraph No. 2.3.8.4(ii); page no.69)*

Sl. No.	Name of the district	Physical (in number)		Financial (₹ in lakh)				
		Target	Achievement	Opening balance	Receipt	Total	Expenditure	Closing balance
1	Agra	3,079	2,676	86.85	(-) 2.50	84.35	25.99	58.36
2	Aligarh	1,255	1,230	51.79	94.88	146.67	94.17	52.50
3	Ambedkarnagar	368	205	9.93	20.42	30.35	10.41	19.94
4	Bahraich	594	765	18.06	30.14	48.20	25.79	22.41
5	Bareilly	2,404	1,358	65.20	198.73	263.93	184.92	79.01
6	Chitrakoot	211	195	4.77	13.28	18.05	7.93	10.12
7	Fatehpur	518	70	14.68	28.28	22.96*	9.06	13.90
8	Ghaziabad	3,184	840	102.95	161.77	264.72	197.24	67.48
9	Gorakhpur	1,597	2,044	45.63	166.40	212.03	187.01	25.02
10	Hardoi	882	191	25.17	53.98	79.15	59.29	19.86
11	Jhansi	1,274	00	36.86	61.41	98.27	3.23	95.04
12	Kanpur Nagar	5,459	3,218	160.40	297.36	457.76	443.61	14.15
13	Mau	740	619	20.25	35.69	55.94	50.06	5.88
14	Moradabad	2,044	625	41.91	91.42	133.33	117.96	15.37
15	Muzaffarnagar	1,485	637	54.74	83.70	138.44	106.55	31.89
16	Raibareli	526	381	17.06	28.44	45.50	28.44	17.06
17	Saharanpur	1,582	1,131	45.23	91.54	136.77	85.47	51.30
18	Sonbhadra	434	165	28.25	15.32	43.57	2.85	40.72
19	Varanasi	2,530	1,795	58.39	236.74	295.13	294.61	0.52
<b>Total</b>		<b>30,166</b>	<b>18,145</b>	<b>888.12</b>	<b>1,707.00</b>	<b>2,575.12</b>	<b>1,934.59</b>	<b>640.53</b>

(Source: Records of DUDAs)

**Note: Short achievement of the target was 12,021 (30,166-18,145=12,021) 40 per cent beneficiaries.****\*₹ 20.00 lakh was transferred to USEP during 2012-13 by DUDA, Fatehpur.**

**Appendix-2.3.19****Details of subsidy released to ineligible groups under UWSP during 2010-14***(Reference: Paragraph No. 2.3.8.4(ii); page no.69)*

Sl. No.	Name of the district	Number of test-checked groups	Total members	Number of ineligible groups	Number of APL beneficiaries of ineligible groups	Subsidy provided to ineligible groups (₹ in lakh)
1.	Aligarh	03	15	03	09	5.25
2.	Ambedkarnagar	07	36	06	18	8.84
3.	Bareilly	36	180	01	5	3.00
4.	Ghaziabad	06	30	05	18	14.80
5.	Gorakhpur	50	250	02	08	5.80
6.	Jhansi	01	05	01	01	2.10
7.	Kanpur Nagar	18	90	08	26	19.05
8.	Mau	09	45	03	09	7.66
9.	Moradabad	40	200	20	66	42.23
10.	Saharanpur	08	40	07	19	14.70
11.	Varanasi	04	20	04	09	11.20
<b>Total</b>		<b>182</b>	<b>911</b>	<b>60</b>	<b>188</b>	<b>134.63</b>

*(Source: Records of DUDAs)***Appendix-2.3.20****Details of subsidy released to ineligible groups under UWSP during 2010-14***(Reference: Paragraph No. 2.3.8.4(ii); page no.69)*

Sl. No.	Name of the district	No. of groups	No. of beneficiaries	Subsidy released (₹ in lakh)
1.	Agra	04	30	8.88
2.	Bahraich	04	40	5.79
3.	Bareilly	24	120	55.23
4.	Gorakhpur	47	235	106.26
5.	Mau	05	25	6.19
<b>Total</b>		<b>84</b>	<b>450</b>	<b>182.35</b>

*(Source: Records of DUDAs)*

### Appendix-2.3.21

#### Details of subsidy released to inactive groups under UWSP during 2010-14

(Reference: Paragraph No. 2.3.8.4(iii); page no.70)

Sl. No	Name of the district	Number of inactive groups	Amount of subsidy (₹ in lakh)
1.	Bahraich	06	1.50
2.	Chitrakoot	13	1.43
3.	Ghaziabad	103	21.54
4.	Jhansi	02	0.40
5.	Moradabad	14	2.88
6.	Muzaffarnagar	48	11.61
7.	Raibareli	22	3.03
8.	Saharanpur	98	19.55
9.	Varanasi	140	27.51
<b>Total</b>		<b>446</b>	<b>89.45</b>

(Source: Records of DUDAs)

### Appendix-2.3.22

#### Details of excess payment made to groups of UWSP during 2010-14

(Reference: Paragraph No. 2.3.8.4(iii); page no.70)

Sl. No.	Name of the district	Number of groups	Amount to be provided	Amount actually provided	Excess amount provided (₹ in lakh)
1.	Gorakhpur	77	3.13	18.48	15.35
2.	Hardoi	04	0.56	0.84	0.28
3.	Jhansi	03	0.40	0.73	0.33
4.	Mau	18	0.37	3.64	3.27
5.	Moradabad	02	0.40	0.48	0.08
<b>Total</b>		<b>104</b>	<b>4.86</b>	<b>24.17</b>	<b>19.31</b>

(Source: Records of DUDAs)

**Appendix-2.3.23****Details of payment made to beneficiaries without ascertaining eligibility during 2010-14***(Reference: Paragraph No. 2.3.8.4(iii); page no.70)*

Sl. No.	Name of the district	No. of groups	Number of beneficiaries	Amount of revolving fund (₹ in lakh)
1.	Agra	70	910	11.54
2.	Aligarh	81	1,185	14.13
3.	Bahraich	29	659	7.16
4.	Bareilly	85	1,140	18.68
5.	Chitrakoot	13	143	1.43
7.	Fatehpur	20	207	4.13
6.	Gorakhpur	123	1,739	25.83
8.	Jhansi	05	59	1.13
9.	Mau	08	81	1.62
10.	Sonbhadra	03	30	0.60
11.	Varanasi	237	2,706	47.97
<b>Total</b>		<b>674</b>	<b>8,859</b>	<b>134.22</b>

*(Source: Records of DUDAs)*

**Appendix-2.3.24****Details of material and labour ratio under UWEP during 2010-14***(Reference: Paragraph No. 2.3.8.5(i); page no. 70)*

Sl. No.	Name of the district	Number of works	Total cost of work	Cost of material	Payments to labour	Ratio of material & labour
			(₹ in lakh)			
1	Agra	02	34.40	29.21	5.19	85:15
2	Aligarh	08	57.36	44.94	12.42	78:22
3	Ambedkarnagar	18	107.90	97.40	10.50	90:10
4	Bahraich	24	119.26	101.83	17.43	85:15
5	Bareilly	14	155.68	116.07	39.61	75:25
6	Chitrakoot	09	144.92	117.06	27.86	81:19
7	Fatehpur	07	128.16	90.17	37.99	70:30
8	Ghaziabad	22	149.38	114.48	34.90	77:23
9	Gorakhpur	11	72.92	65.45	7.47	90:10
10	Hardoi	46	187.46	155.70	31.76	83:17
11	Jhansi	16	45.45	34.68	10.77	76:24
12	Kanpur Nagar	12	154.03	126.74	27.29	82:18
13	Mau	09	62.91	50.30	12.61	80:20
14	Moradabad	15	74.44	58.50	15.94	79:21
15	Muzaffarnagar	36	233.04	161.02	72.02	69:31
16	Raibareli	05	29.25	21.03	8.22	72:28
17	Saharanpur	36	188.64	129.61	59.03	69:31
18	Sonbhadra	11	48.25	44.41	3.84	92:08
19	Varanasi	08	66.59	59.39	7.20	89:11
<b>Total</b>		<b>309</b>	<b>2,060.04</b>	<b>1,617.99</b>	<b>442.05</b>	<b>79:21</b>

(Source: Records of DUDAs)

### Appendix-2.3.25

### Details of Physical and Financial position under UWEP during 2010-14

(Reference: Paragraph No. 2.3.8.5(i); page no.70)

Sl. No.	Name of the district	Physical (in number)		Financial (₹ in lakh)				
		Target	Achievement	Opening balance	Receipt	Total	Expenditure	Closing balance
1	Agra	20,095	15,384	15.00	20.00	35.00	35.00	0.00
2	Aligarh	17,787	9,118	8.80	100.00	108.80	104.96	3.84
3	Ambedkarnagar	18,716	13,418	13.77	120.00	133.77	133.23	0.54
4	Bahraich	24,148	15,684	32.53	120.02	152.55	152.26	0.29
5	Bareilly	42,119	30,074	10.00	219.18	229.18	229.18	0.00
6	Chitrakoot	NA	NA	0.00	155.04	155.04	154.66	0.38
7	Fatehpur	NA	NA	24.66	115.00	139.66	139.32	0.34
8	Ghaziabad	51,120	41,421	5.76	150.00	155.76	155.57	0.19
9	Gorakhpur	16,787	14,525	6.12	105.33	111.45	111.45	0.00
10	Hardoi	40,670	36,950	25.12	185.00	210.12	209.89	0.23
11	Jhansi	NA	NA	10.00	40.00	50.00	45.67	4.33
12	Kanpur Nagar	16,633	19,701	26.87	134.17	161.04	161.04	0.00
13	Mau	23,819	6,784	19.93	80.00	99.93	99.90	0.03
14	Moradabad	53,360	39,235	40.00	130.00	170.00	168.62	1.38
15	Muzaffarnagar	86,268	52,671	36.40	325.00	361.40	344.60	16.80
16	Raibareli	19,151	7,742	0.03	30.00	30.03	29.26	0.77
17	Saharanpur	60,332	59,495	5.94	230.93	236.87	234.95	1.92
18	Sonbhadra	19,336	10,000	41.37	45.02	86.39	47.62	38.77
19	Varanasi	20,686	18,540	45.98	25.00	70.98	70.98	0.00
<b>Grand total</b>		<b>5,31,027</b>	<b>3,90,742</b>	<b>368.28</b>	<b>2,329.69</b>	<b>2,697.97</b>	<b>2,628.16</b>	<b>69.81</b>

(Source: Records of DUDAs)

Note: Short achievement of target was 1,40,285; (5,31,027-3,90,742=140,285) i.e. 26 per cent.



**Appendix-2.3.26****Details of releases and utilisation of funds under Information, Education and Communication during 2010-14***(Reference: Paragraph No. 2.3.8.6; page no.71)***(₹ in lakh)**

<b>Sl. No.</b>	<b>Name of the district</b>	<b>Year</b>	<b>Opening balance</b>	<b>Fund released by SUDA</b>	<b>Expenditure</b>	<b>Balance</b>	<b>Refund</b>
1.	Agra	2010-14	0.00	0.04	0.00	0.04	0
2.	Aligarh	2011-14	0.00	0.40	0.09	0.31	0
3.	Ambedkarnagar	2010-14	0.00	0.55	0.07	0.48	0
4.	Fatehpur	2010-14	0.00	0.30	0.30	0.00	0
5.	Ghaziabad	2010-14	0.00	9.00	9.00	0.00	0
6.	Gorakhpur	2010-14	0.00	0.30	0.00	0.30	0
7.	Hardoi	2010-14	0.00	0.30	0.08	0.22	0
8.	Jhansi	2010-14	0.00	0.30	0.00	0.00	0.30
9.	Mau	2010-11	0.00	0.00	0.00	0.00	0
10.	Moradabad	2010-14	0.00	0.30	0.30	0.00	0
11.	Raebareli	2010-14	0.00	0.30	0.04	0.26	0
12.	Saharanpur	2010-14	0.00	0.30	0.30	0.00	0
13.	Sonbhadra	2010-14	0.00	0.30	0.30	0.00	0
14.	Varanasi	2010-14	0.00	0.40	0.40	0.00	0
<b>Total</b>				<b>12.79</b>	<b>10.88</b>	<b>1.61</b>	<b>0.30</b>

*(Source: Records of DUDAs)*

**Appendix-2.3.27**

**Details of Physical targets and achievement under National Urban Livelihood Mission during 2014-15**

*(Reference Paragraph No. 2.3.9; page no.71)*

Sl. No.	Name of the component	Details	Target	Achievement
			(in number)	
1.	Social Mobilisation & Institution Development (SM&ID)	Number of Self-Help Groups (SHGs)	6,900	467
		Number of Self-Help Groups for Revolving fund	5,200	0
		Number of city Livelihood Centers (CLCs)	82	0
2.	Employment through Skills Training and Placement (EST&P)	Number of members to be trained	1,05,600	0
3.	Self-Employment Programme (SEP)	Member in individual and group enterprises	25,300	2,018
4.	Shelter for Urban Homeless (SUH)	Number of shelters constructed	51	0
5.	Support for Urban Street Vendors (SUSV)	Number of cities to be covered for Street Vendor survey	9	3
		Number of cities Street vending plans to be prepared	5	0
6.	Capacity Building and Training Programme	Number of expert to be positioned in SMMU	6	0
		Number of expert to be positioned in CMMU	198	0
		Number of COs to be positioned	474	0

(Source: Records of DUDAs)

**Appendix-2.3.28****Details of records not furnished to audit***(Reference: Paragraph No. 2.3.11; page no.72)*

Sl. No.	Records not furnished to Audit	Units	Period
1.	Files regarding printing of survey forms.	SUDA	2009-11
2.	Records of UWEP (₹ 29.83 lakh)	DUDA, Mau	2010-11
3.	Records of UWEP (₹ 39.04 lakh)	DUDA, Gorakhpur	2010-12
4.	Expenditure files under IEC (₹ 295.50 lakh)	SUDA	2010-15
5.	Copies of year wise final accounts	SUDA	2010-15
6.	Copies of year wise Bank Reconciliation Statement	SUDA	2010-15
7.	District wise status of employment of Urban Poor in the State	SUDA	Status in 1997 (Launching of Scheme)
			Status in 2010 (Performance Audit Period).
			Status in 2015 (Completion of Scheme).
8.	Functioning status of groups benefitted under UWSP (L&S) and UWSP (R/F)	SUDA	2010-15
9.	Evaluation report of SJSRY	SUDA	2010-15
10.	Purchase of tool-kits under STEP-UP and files pertaining to selection of UP Small Industries Ltd.	SUDA	2010-15
11.	Files of selection of Training Institutes under STEP-UP	SUDA	2010-15
<b>Records not maintained</b>			
12.	Asset register	All sampled districts	2010-15
13.	Monitoring reports	SUDA	2010-15
14.	BPL population register	SUDA and all sampled districts	2010-15
15.	Stock register	SUDA and all sampled districts	2010-15

### Appendix-2.4.1

## Detailed objectives of “Crime and Criminal Tracking Network and Systems” Scheme

(Reference paragraph No.2.4.1, page no. 76)

Sl. No.	Objectives of the scheme
1	Make the police functioning citizen friendly, transparent, accountable, effective and efficient by automating the process and functions at police stations and higher offices.
2	Improving delivery of citizen centric services through effective usage of information and communication technology.
3	Provide the Investigating Officers with the tools, technologies and information to facilitate faster and more accurate investigation of crime and detection of criminals.
4	Improve the police functioning in various areas such as law and order, traffic management, curbing organised crime, resource management etc.
5	Facilitate collection, storage, retrieval, analysis, transfer and sharing of data and information among police stations, districts, state headquarters and other organisations/agencies, including those at Government of India level.
6	Enabling and assisting the senior police officers in better management of police force.
7	Keep track of the progress of the crime and criminal investigation and prosecution cases including progress of the cases in the courts.
8	Reduction in manual and redundant records keeping.

## Appendix-2.4.2

### Services to be covered

(Reference paragraph: Audit Findings Page No. 79)

Sl. No.	Solutions/Modules for the police department	
1	Registration, Investigation and Prosecution Solutions	a. Case Management System
		b. Criminal Information System
		c. Information Registers
		d. Trial Management System
		e. Summons and Warrants Management System
		f. Automatic Fingerprint Identification System
2	Law and Order Solutions	
3	Crime Prevention Solutions	a. Crime Analysis Tools
		b. Jail Information System
		c. Beats Management System
4	Traffic Solutions	
5	Emergency Response Management Solutions	
6	Reporting Solutions	
7	HRMS Solutions	a. Personnel Management
		b. Leave, TA and other personnel related solutions
		c. Duty allocation System
		d. Employee Grievance Management System
8	Collaboration Solutions	a. Police Messaging System
		b. Email
		c. Bulletin Board
		d. Case Knowledge Bank
		e. News Groups
9	Citizen and External Interfacing Solutions	a. Citizen Portal
		b. Citizen Grievance Redressal System
		c. Police Service Centre System
		d. External Interfacing System to interface with Transport department, Courts, Jails, Hospitals, Universities, Telephone service providers and other external government departments to facilitate electronic exchange of information.

### Appendix-2.4.3

#### Details of releases and expenditure

(Reference paragraph No.2.4.6.1, page no. 80)

(₹ in crore)

Year	Opening Balance	Funds released by GoI	Expenditure	Closing Balance
2009-10	-	7.31	-	7.31
2010-11	7.31	10.54	0.96	16.89
2011-12	16.89	13.34	1.96	28.27
2012-13	28.27	-	7.11	21.16
2013-14	21.16	-	15.60	5.56
2014-15	5.56	53.67	33.68	25.55
<b>Total</b>		<b>84.86</b>	<b>59.31</b>	

### Appendix-2.4.4

#### Details of deviations from RFP

(Reference: Paragraph; 2.4.6.4 (i), Page no. 83)

Item	RFP quantity	Contracted quantity	Difference	Cost per unit inclusive of taxes and other duties (in ₹)	Cost implication (₹in crore)
<b>Quantity of items increased</b>					
Desktop	4,772	4,833	61	27082.28	0.17
UPS 500 VA	123	3,579	3456	4674.15	1.62
External HDD	1,301	1,637	336	1605.33	0.05
MFD Printer	2,184	3,174	990	14715.72	1.46
Duplex Laser printer	585	661	76	16909.70	0.13
<b>Total</b>					<b>3.43</b>
<b>Quantity of items reduced</b>					
Site preparation	1,423	1400	23	23049.39	0.05
UPS 2 KVA	1,233	560	673	44999.85	3.03
Table	5,226	5177	49	4200.00	0.02
Chair	5,226	5177	49	2247.49	0.01
<b>Total</b>					<b>3.11</b>

### Appendix-2.4.5

#### Details of Software licenses procured but not used

(Reference: Paragraph; 2.4.6.4 (iii), Page no. 84)

Sl. No.	Items	Quantity Pending	Price per unit (Including Taxes & Other Duties) (in ₹)	Cost of Delivered items (in ₹)
1	Microsoft Windows 7 (Prof Ed.)	2,378	6,360.97	1,51,26,386.66
2	MS Office 2010 (Stand. Ed.)	575	5,255.65	30,21,998.75
3	Client Antivirus	2,378	470.09	11,17,874.02
<b>Total</b>				<b>1,92,66,259.43</b>
<b>Say</b>				<b>₹1.93 crore</b>

### Appendix – 2.4.6

#### Details of coverage of Reporting Out Posts

(Reference: Paragraph; 2.4.6.4 (v), Page no. 84)

Sl. No.	Items	Quantity	Price Per Unit (In ₹)	Total Price (₹ in crore)
1	Microsoft Office 2010 (Standard Edition)	105	5,256	0.06
2	Client Antivirus	105	470	0.01
3	Tables	105	4,200	0.05
4	Chairs	105	2,247	0.02
5	Desktops	105	27,082	0.28
6	Digital Camera	105	6,957	0.07
7	Electronic Pen	105	8,653	0.09
8	External HDD 160GB	105	1,605	0.02
9	24-Port Switch	105	9,000	0.09
10	Multi-function Laser(Print/Scan/Copy)	105	14,716	0.15
11	UPS for 120 minute backup (500 VA)	105	4,674	0.05
12	Commissioning Costs	1	26,51,816	0.27
<b>Total</b>				<b>1.16</b>

**Appendix-2.4.7****Details of training plans not achieved***(Reference: Paragraph; 2.4.6.7, Page no. 86)*

<b>Training</b>	<b>Planned Batches</b>	<b>Batches Completed</b>	<b>Planned number of participants</b>	<b>No of participants trained</b>	<b>Shortfall (percent)</b>
Basic IT	2,001	2,001	24,791	17,210	7,581 (30)
CAS Role Based	1,603	1,603	19,300	15,081	4,219 (21)
Trouble Shooting	208	208	5,009	3,724	1,285 (25)
System Admin	208	208	5,009	3,804	1,205 (24)
Training of Trainers	51	51	950	589	361 (38)
Special Units	52	11	882	98	784 (88)
Computer Operator Grade A	400	400	1,000	600	400 (40)
<b>Total</b>	<b>4,523</b>	<b>4,482</b>	<b>56,941</b>	<b>41,106</b>	<b>15,835 (28)</b>

**Training – Shortfall in test checked districts**

<b>Sl. No.</b>	<b>District</b>	<b>Planned</b>	<b>Trained</b>	<b>Short Fall (Percentage)</b>
1	Allahabad	1,940	1,365	575 (30)
2	Varanasi	1,080	845	235 (22)
3	Lucknow	3,393	1,699	1,694 (50)
4	Badaun	787	305	482 (61)
5	Kanpur Nagar	1,646	1,216	430 (26)
6	Muzaffar Nagar	969	803	166 (17)
7	Mordabad	1,297	893	404 (31)
	<b>Total</b>	<b>11,112</b>	<b>7,126</b>	<b>3,986 (36)</b>



## Appendix-2.4.8

### Details of Role Based Training – Shortfall of trainees

(Reference: Paragraph; 2.4.6.7, Page no.86)

Sl. No.	District	From	To	Trainees Planned per batch (Target)	Training imparted	Found Short (percentage)
1	Muzaffar Nagar	15/07/2013	20/07/2013	15	9	6(40)
2	Allahabad	12/08/2013	17/08/2013	10	3	7 (70)
3		19/08/2013	24/08/2013	10	7	3(30)
4	Badaun	27/05/2013	01/06/2013	9	5	4(44)
5		03/06/2013	08/06/2013	9	6	3(33)
6		15/07/2013	20/07/2013	9	6	3(33)
7		19/08/2013	24/08/2013	9	6	3(33)
8		16/09/2013	21/09/2013	9	5	4(44)
9		30/09/2013	05/10/2013	9	6	3(33)
10	Faizabad	03/06/2013	08/06/2013	9	6	3(33)
11		12/08/2013	17/08/2013	9	6	3(33)
12		26/08/2013	31/08/2013	9	4	5(56)
13		16/09/2013	21/09/2013	9	6	3(33)
14		23/09/2013	28/09/2013	9	6	3(33)
15		07/10/2013	12/10/2013	9	6	3(33)
16	Mirzapur DTC	06/05/2013	11/05/2013	9	4	5(56)
17	Mirzapur RTC	06/05/2013	11/05/2013	15	7	8(53)
18		03/06/2013	08/06/2013	15	10	5(33)
19		24/06/2013	29/06/2013	15	10	5(33)
20	RPCTC 35 Lucknow	20/12/2012	22/12/2012	35	22	13(37)
21		24/12/2012	26/12/2012	35	16	19(54)
22		31/12/2012	02/01/2013	35	16	19(54)
23		03/01/2013	05/01/2013	35	8	27(77)
24		10/01/2013	12/01/2013	35	3	32(91)
25		28/02/2013	02/03/2013	35	23	12(34)
26		07/03/2013	09/06/2013	35	14	21(60)
27		11/03/2013	13/03/2013	35	6	19(54)
28		14/03/2013	16/03/2013	35	16	19(54)
29		18/03/2013	20/03/2013	35	12	23(66)
30		21/03/2013	23/03/2013	35	15	20(57)
31		25/04/2013	27/04/2013	35	22	13(37)
32	29/04/2013	01/05/2013	35	23	12(34)	
33	Lucknow	31/12/2012	02/01/2013	10	1	9(90)
34	RPCTC-10	10/01/2013	12/01/2013	10	1	9(90)
35	GRP Lucknow	03/01/2013	05/01/2013	10	1	9(90)
36		07/03/2013	09/03/2013	10	3	7(70)
37	DTC Lucknow	03/01/2013	05/01/2013	20	3	17(85)
38		10/01/2013	12/01/2013	20	5	15(75)

39	SCRB Lucknow	03/01/2013	05/01/2013	20	3	17(85)
40	GRP ALLD	20/12/2012	22/12/2012	10	3	7(70)
41	DTC Baharaich	20/12/2012	22/12/2012	9	2	7(78)
42	DTC Barbanki	10/12/2012	12/12/2012	9	3	6(67)
43		13/12/2012	15/12/2012	9	1	8(89)
44	DTC Basti	20/12/2012	22/12/2012	9	3	6(67)
45	DTC Faizabad	20/12/2012	22/12/2012	9	1	8(89)
46	DTC Fatehgarh	20/12/2012	22/12/2012	9	1	8(89)
47	DTC Gorakhpur	20/12/2012	22/12/2012	20	2	18(90)
48	Lucknow GRP	10/12/2012	12/12/2012	10	5	5(50)
49		20/12/2012	22/12/2012	10	5	5(50)
50		24/12/2012	26/12/2012	10	5	5(50)
51		27/12/2012	29/12/2012	10	4	6(60)
52		31/12/2012	02/01/2013	10	6	4(40)
53		03/01/2013	05/01/2013	10	1	9(90)
54		10/01/2013	12/01/2013	10	6	4(40)
55		28/02/2013	02/03/2013	10	7	3(30)
56		04/03/2013	06/03/2013	10	7	3(30)
57		07/03/2013	09/03/2013	10	3	7(70)
58		11/03/2013	13/03/2013	10	7	3(30)
59		18/03/2013	20/03/2013	10	4	6(60)
60		21/03/2013	23/03/2013	10	3	7(70)
61		04/04/2013	06/04/2013	10	6	4(40)
62	29/04/2013	01/05/2013	10	6	4(40)	
63	BRAPA, Moradabad	24/12/2012	26/12/2012	25	17	8(32)
64		04/03/2013	06/03/2013	25	12	13(52)
65		25/04/2013	27/04/2013	25	14	11(44)

**Appendix-2.4.9**

**Non-integration of Government Railway Police**

(Reference: Paragraph; 2.4.6.8 (iii), Page no. 89)

Sl. No.	Locations Under GRP	No. of Locations	Components Paid For	Quantity per location	Total quantity delivered	Rate including taxes and other duties	Total Amount (in ₹)
<b>Under CCTNS</b>							
1	GRP PS	65	Window-7 Pro	4	260	6,360.97	16,53,852.17
			MS Office-2010 Std. Ed.	1	65	5,255.65	3,41,617.52
			Digital Camera	1	65	6,956.52	4,52,174.03
			Electronic Pen	1	65	8,653.05	5,62,448.26
			External HDD	1	65	1,605.35	1,04,347.87
			24 Port Managed Switch	1	65	8,999.55	5,84,970.75
			Multi Function Device	1	65	14,715.72	9,56,521.98
			Duplex Laser Printer	1	65	16,909.70	10,99,130.73
			Site Preparation	1	65	23,049.39	14,98,210.35
			Table	4	260	4,200.00	10,92,000.00
			Chair	4	260	2,247.49	5,84,347.40
2	GRP SP Offices	6	Window-7 Pro	2	12	6,360.97	76,331.64
			MS Office-2010 Std.Ed.	10	60	5,255.65	3,15,339.25
			Desktop	8	48	27,082.28	12,99,949.48
			UPS 2 KVA	3	18	44,999.85	8,09,997.30
			24 Port Managed Switch	1	6	8,999.55	53,997.30
			Multi Function Device	1	6	14,715.72	88,294.34
			Site Preparation	1	6	23,049.39	1,38,296.34
			Table	10	60	4,200.00	2,52,000.00
			Chair	10	60	2,247.49	1,34,849.53
3	GRP SP Office Allahabad	1	Electronic Pen	1	1	8,653.05	8,653.05
			External HDD	1	1	1,605.35	1,605.35
<b>Sub-Total (Delivered Under CCTNS)</b>							<b>1,21,08,934.64</b> say ₹ 1.21 crore

**Appendix-2.4.10**

**Status of Joint Physical Verification for maintenance of IT Assets**

(Reference: Paragraph; 2.4.8.3, Page no. 92)

Sl. No.	District	Location	Date of Visit	Desktop available	Desktop Transferred	Desktop	MED Printer	UPS 500 VA	Modem	UPS 2 KVA	Duplex Laser Printer	24 Port Switch	External HDD	Systems not in Network	No. of Trained Staff	ASSET Register	Complaint register	Log book/Running Register (5KVA Gen.Set)	Software Not Activated		
																			MS Window-7	Office-2010	Client Antivirus
1	Allahabad	PS ROP Phaphamau	24.05.15	1	0	1	1	1	1	-	-	1	-	1	0	N	-	-	-	-	-
2	Allahabad	PS Cantt	26.05.15	3	0	2	2	-	0	1	0	1	1 (P)	1	1	N	N	N	1	1	0
3	Allahabad	PS Civil Lines	25.05.15	4	0	2	1	-	0	1	0	1	-	2	5	N	N	N	1	1	1
4	Allahabad	PS Handia	24.05.15	4	0	2	1	-	0	-	0	1	0	2	2	N	N	N	1	1	2
5	Allahabad	PS KotwaliShahar	26.05.15	3	0	2	1	-	0	1	1	1	-	2	3	N	N	N	1	1	0
6	Allahabad	PS SaraiInayat	24.05.15	4	0	3	1	-	0	1	1	1	0	3	1	N	N	N	0	1	1
7	Allahabad	PS Soraon	24.05.15	4	0	3	1	-	0	1	-	1	-	3	1	N	N	N	1	1	1
8	Allahabad	PS GRP	28.05.15	4	0	1(P)	1 (P)	-	1	1	2(1P)	1	1 (P)	3	1	N	N	-	3	3	3
9	Allahabad	CCR	30.05.15	5	0	2(P)	0	-	-	-	-	-	-	2	0	N	N	-	0	2	2
10	Allahabad	CO Civil Lines	25.05.15	3	0	0	0	3	0	-	-	1	-	3	0	N	N	-	3	3	3
11	Allahabad	CO III Bairahana	26.05.15	3	0	0	0	1	0	-	-	0	-	0	0	N	N	-	0	0	2
12	Allahabad	CO Traffic	28.05.15	4	0	2(P)	0	-	-	1	0	1 (P)	-	2	0	N	N	-	1	2	2
13	Allahabad	DIG Range	26.05.15	4	0	0	0	-	0	0	-	1	-	4	0	Y	N	-	3	3	3
14	Allahabad	SP CITY	26.05.15	3	0	0	0	-	-	0	-	1	-	3	1	N	N	-	1	1	3
15	Budaun	PS Civil Lines	24.05.15	4	1	0	0	0	0	-	-	1	0	3	1	N	N	N	0	0	3
16	Budaun	PS Mahila	25.05.15	4	1	2	1	0	-	-	0	1	-	1	2	N	N	N	0	0	1
17	Budaun	PS Mujariya	24.05.15	4	1	1	0	0	0	-	0	0	0	0	1	N	N	Y	0	0	2
18	Budaun	PS ROP Bagrain	24.05.15	1	0	1	1	1	-	-	-	1	--	0	1	N	N	-	-	-	-
19	Budaun	PS Sahaswan	24.05.15	3	0	0	1	0	0	-	0	0	0	3	6	N	N	N	0	0	1
20	Budaun	PS Ujhani	24.05.15	4	1	1	0	0	0	-	0	1	0	3	1	Y	N	Y	2	0	3

21	Budaun	PS GRP	25.05.15	4	0	3(2P)	0	3(2P)	1	-	1	1 (P)	1	1	0	Y	N	-	1	1	1
22	Budaun	CCR	26.05.15	3	0	0	0	-	0	0	-	0	-	3	0	N	N	-	0	0	2
23	Budaun	CO Ujhani	26.05.15	3	1	1	1	0	1		-	1	-	1	2	N	N	-	0	0	1
24	Budaun	S P City	26.05.15	4	0	0	-	-	0	-	0	1	-	4	0	N	N	-	4	4	4
25	Faizabad	PS Ayodhya	20.05.15	6	0	3	1	0	0	1	1	0	0	3	0	N	N	N	2	0	3
26	Faizabad	PS Mahila	21.05.15	4	0	3	0	0	0	1	-	1	1	1	1	N	N	N	0	1	0
27	Faizabad	PS Raunahi	21.05.15	6	0	3	0	0	0	1	-	0	0	3	0	N	N	N	0	1	3
28	Faizabad	CCR	21.05.15	3	1	0	-	-	0	0	-	1	-	2	0	N	N	-	0	2	2
29	Faizabad	CO CITY	21.05.15	3	1	0	0	0	-	-	-	1	-	2	1	N	N	-	0	2	2
30	Faizabad	DIG Range	21.05.15	4	0	0	0	-	0	0	-	1 (P)	-	4	0	N	N	-	2	3	4
31	Faizabad	ASP Rural	22.05.15	3	0	1	1	-	-	1	-	1 (P)	-	2	0	Y	N	-	1	0	2
32	Kanpur Nagar	PS ROP Shyamnagar	03.06.15	1	0	0	1	0	1	-	-	1	1	1	0	N	N	-	0	1	1
33	Kanpur Nagar	PS Bilhor	02.06.15	5	0	2	1	0	0	0	1	1	0	3	0	N	N	N	0	0	3
34	Kanpur Nagar	PS Chakeri	03.06.15	5	0	2	1	-	0	0	1	1	1	3	0	N	N	N	0	0	3
35	Kanpur Nagar	PS Kakwan	02.06.15	4	0	0	0	-	0	0	0	1	1	2	0	N	N	N	0	0	2
36	Kanpur Nagar	PS Kotwali Shahar	03.06.15	5	0	2	1	-	0	1	1	0	1 (P)	4	0	N	N	N	0	0	2
37	Kanpur Nagar	PS Mahila	01.06.15	4	1	0	1 (P)	-	0	1	0	1	1	1	0	N	N	N	0	0	1
38	Kanpur Nagar	PS GRP	04.06.15	4	0	2(P)	0	-	1	1	0	1	1	2	1	N	N	-	1	2	2
39	Kanpur Nagar	CCR	03.06.15	2	0	0	0	-	0	1	-	1	-	2	0	N	N	-	1	1	2
40	Kanpur Nagar	CO Karnalganj	02.06.15	3	0	0	0	0	0	-	-	0	-	0	0	N	N	-	0	1	2
41	Kanpur Nagar	DIG Range	03.06.15	4	0	3	1 (P)	-	1	-	-	1	-	1	0	N	N	-	0	1	1
42	Kanpur Nagar	SP East	02.06.15	3	0	0	0	-	0	-	-	1	-	3	0	N	N	-	2	2	3
43	Lucknow	PS ROP A.U. Lucknow	14.05.15	1	0	1	1	1	-	-	-	1	-	0	0	N	N	-	-	-	-
44	Lucknow	PS Hajratganj	12.05.15	5	0	2	1	2	0	-	1	0	1(P)	4	6	N	Y	N	0	0	2
45	Lucknow	PS Hussaingan	13.05.15	8	4	2	1	1	0	1	0	0	0	2	6	Y	N	N	0	0	2
46	Lucknow	PS Kakori	13.05.15	7	0	3	0	0	0	1	1	0	1	4	5	N	N	N	0	0	3
47	Lucknow	PS Madhiyan	09.06.15	8	0	4	1	0	0	0	1	0	1	3	0	Y	N	N	0	0	3
48	Lucknow	PS Mahanagar	15.05.15	4	0	1	0	0	0	-	0	0	1	3	6	N	Y	N	0	0	2
49	Lucknow	PS Mahila	12.05.15	4	0	2	1	0	0	-	0	0	1	2	0	Y	Y	N	0	0	1

50	Lucknow	PS Malihabad	13.05.15	4	1	1	0	-	0	-	0	0	0	3	1	Y	N	N	0	0	2
51	Lucknow	PS Mall	09.06.15	8	1	3	1	0	0	1	1	1	1	4	3	N	Y	N	0	1	2
52	Lucknow	PS GRP	10.06.15	4	0	0	1(P)	-	1	0	0	1	1	4	0	Y	N	-	2	3	3
53	Lucknow	CCR	14.05.15	1	0	0	0	-	-	0	-	1	-	0	0	Y	Y	-	0	0	0
54	Lucknow	CO Gomti Nagar	14.05.15	1	0	0	0	-	-	-	0	1 (P)	-	1	4	N	N	-	1	1	1
55	Lucknow	CO Kaiserbagh	14.05.15	3	0	0	0	0	0	-	-	0	-	0	0	N	N	-	0	0	1
56	Lucknow	DIG Range	14.05.15	4	0	0	0	-	0	0	-	-	-	0	0	Y	Y	-	0	0	0
57	Lucknow	SP Trans Gomti	15.05.15	3	-	0	1	-	0	0	-	0	-	0	-	N	N	-	2	1	2
58	Lucknow	SP (W) Lucknow	14.05.15	4	0	0	2 (1P)	-	-	0	-	1	-	4	3	N	N	-	1	0	2
59	Mirzapur	PS ROP Chetganj	25.04.15	1	0	1	1	-	-	1	-	1 (P)	1 (P)	0	0	N	N	-	-	-	-
60	Mirzapur	PS Chunar	21.04.15	4	0	0	-	1	-	-	-	-	-	3	0	N	N	N	0	1	0
61	Mirzapur	PS KotwaliKatra	24.04.15	4	0	0	1	0	0	1	-	0	1	4	0	N	N	N	0	0	1
62	Mirzapur	PS GRP	18.06.15	4	0	4	1 (P)	-	1	1	1 (P)	-	-	0	0	-	-	-	-	-	-
63	Mirzapur	ASP Operation	25.05.15	3	0	0	1	0	0	0	0	1	-	3	0	N	N	-	0	1	1
64	Mirzapur	CCR	25.04.15	1	0	0	0	0	0	1	-	0	-	1	0	-	-	-	-	-	-
65	Mirzapur	CO CITY	24.05.15	3	0	2	1	3	0	-	-	1	-	1	0	Y	N	-	1	1	1
66	Mirzapur	DIG Range	24.04.15	4	0	0	0	-	-	0	-	1 (P)	-	4	0	N	N	-	0	0	1
67	Moradabad	PS Civil Line	30.05.15	4	0	0	0	3	0	-	0	0	0	4	0	Y	Y	Y	0	0	2
68	Moradabad	PS Hazarat Nagar Gadhi	29.05.15	4	0	2	1	2(P)	1	-	1	1	0	2	1	Y	Y	Y	0	0	2
69	Moradabad	PS Mahila	29.05.15	4	0	1	1	2	0	-	-	0	0	3	7	Y	Y	Y	0	0	2
70	Moradabad	PS Pak Bada	29.05.15	4	0	1	0	0	0	1	0	0	0	3	10	Y	Y	Y	2	0	3
71	Moradabad	PS ROP Agwanpur	01.06.15	1	0	1	1	1	1	-	-	1	1	0	1	N	N	-	-	-	-
72	Moradabad	PS GRP	30.05.15	4	2	2	1 (P)	-	1	1	1 (P)	1	1	0	0	Y	N	-	-	-	-
73	Moradabad	CCR	01.06.15	3	0	0	0	-	0	0	-	0	-	3	2	Y	N	-	3	3	3
74	Moradabad	CO Civil Line	29.05.15	3	0	1	1	0	0	-	-	0	-	2	1	N	N	-	0	0	2
75	Moradabad	DCR	01.06.15	2	0	0	0	-	0	0	-	1	-	2	1	N	N	-	0	1	1
76	Moradabad	DIG Range	29.05.15	4	0	0	1	-	0	1	-	1	-	4	0	Y	N	-	2	3	4
77	Moradabad	SP City	01.06.15	3	0	0	0	-	0	0	-	0	-	3	0	N	N	-	1	3	3
78	Muzaffarnagar	PS Fugana	03.06.15	5	0	2	1	0	0	-	-	1	0	3	0	N	Y	Y	2	0	3

79	Muzaffarnagar	PS Kotwali Nai Mandi	04.06.15	5	1	0	0	-	0	-	0	1	0	4	4	N	N	Y	4	0	4
80	Muzaffarnagar	PS KotwaliShahar	03.06.15	5	2	0	1	0	0	-	-	1	1	3	4	N	N	N	1	0	3
81	Muzaffarnagar	PS Mansoorpur	04.06.15	5	0	2	0	1	0	-	0	1(P)	0	3	2	Y	N	Y	3	1	3
82	Muzaffarnagar	PS Titawi	03.06.15	4	0	1	1	-	0	-	1	1	0	3	5	Y	Y	N	0	0	3
83	Muzaffarnagar	PS GRP	05.06.15	3	0	2(P)	0	-	0	0	1	0	1	1	0	Y	N	-	1	1	1
84	Muzaffarnagar	CCR	04.06.15	3	0	0	0	0	0	-	-	0	-	3	4	Y	N	-	1	1	3
85	Muzaffarnagar	CO City	04.06.15	3	0	1	0	1	0	-	-	0	-	2	0	N	N	-	1	2	2
86	Muzaffarnagar	DCR	04.06.15	2	0	0	0	-	0	0	-	1	-	2	0	N	N	-	0	1	2
87	Muzaffarnagar	SP City	04.06.15	2	0	0	0	-	0	0	-	1	-	2	0	N	N	-	0	1	1
88	Varanasi	PS Kotwalishahar	28.04.15	6	2	2	0	0	0	1	-	1	-	2	3	N	N	N	0	0	2
89	Varanasi	PS Mahila	28.04.15	4	0	3	2	0	1	-	-	1	-	2	1	N	N	N	0	1	1
90	Varanasi	PS Mirza Murad	29.04.15	5	0	2	1	0	0	-	1	0	0	3	2	N	Y	N	1	0	1
91	Varanasi	PS Rohaniya	29.04.15	5	1	2	0	0	1	1	0	0	0	2	3	N	N	N	0	0	0
92	Varanasi	PS ROP Jakkhini	29.04.15	1	0	1(P)	-	-	1	-	-	1 (P)	1 (P)	0	0	N	N	-	-	-	-
93	Varanasi	PS Shivpur	28.04.15	6	2	1	1	0	0	-	0	0	0	3	4	Y	Y	N	0	0	0
94	Varanasi	PS GRP	16.06.15	4	1	3	1	-	1	-	1	1	1	0	0	N	N	-	-	-	-
95	Varanasi	CCR	29.04.15	3	0	2	-	0	1	-	-	1	-	1	0	N	N	-	1	1	1
96	Varanasi	CO Kotwali	28.04.15	3	0	1	1	-	1	-	-	1	-	2	0	N	N	-	0	2	2
97	Varanasi	DIG Range	29.04.15	0	0	0	-	-	0	-	-	-	-	0	0	Y	N	-	0	0	0
98	Varanasi	SP City	29.04.15	4	0	1	0	-	-	-	0	1	-	3	0	N	N	-	1	3	3
<b>Total (including packed)</b>				<b>359</b>	<b>25</b>	<b>110</b> <b>(12P)</b>	<b>51</b> <b>(7P)</b>	<b>27</b> <b>(4P)</b>	<b>18</b>	<b>27</b>	<b>20</b> <b>(3P)</b>	<b>62</b> <b>(9P)</b>	<b>25</b> <b>(6P)</b>	<b>209</b>	<b>121</b>	<b>71</b> <b>(N)</b>	<b>81</b> <b>(N)</b>	<b>34 (N)</b>	<b>63</b>	<b>75</b>	<b>166</b>

**P- Packed, Y- Yes, N- No**

### Appendix-2.5.1

#### Details showing expenditure incurred on reimbursement of fee by GoUP during 2010-14

(Reference: Paragraph no. 2.5.6; page no. 97)

(₹ in crore)

Year	Expenditure			Total Expenditure (column no. 2+3+4)
	Social Welfare	Other Backward Class Welfare	Minorities Welfare	
1	2	3	4	5
2010-11	1,093.04	129.29	6.50	1,228.83
2011-12	1,176.31	202.56	6.49	1,385.36
2012-13	1,370.02	465.78	36.83	1,872.63
2013-14	2,497.64	467.38	56.53	3,021.54
<b>Grand Total</b>	<b>6,137.01</b>	<b>1,265.01</b>	<b>106.35</b>	<b>7,508.37</b>

### Appendix-2.5.2

#### Details of Allocation of funds and expenditure

(Reference: Paragraph no. 2.5.6; page no. 97)

(₹ in crore)

Sl. No.	District	Year	Allotment	Expenditure	Surrendered/Deposited in receipt head
1	Banda	2010-11	3.01	3.01	0.00
		2011-12	3.99	3.99	0.00
		2012-13	10.82	10.81	0.01
		2013-14	23.44	23.43	0.01
		<b>Total</b>	<b>41.26</b>	<b>41.24</b>	<b>0.02</b>
2	Barabanki	2010-11	8.57	8.31	0.26
		2011-12	14.77	13.99	0.78
		2012-13	19.96	19.95	0.01
		2013-14	28.60	28.45	0.15
		<b>Total</b>	<b>71.90</b>	<b>70.70</b>	<b>1.20</b>
3	Deoria	2010-11	7.16	7.10	0.06
		2011-12	6.67	6.67	0.00
		2012-13	7.26	7.21	0.05
		2013-14	9.66	9.61	0.05
		<b>Total</b>	<b>30.75</b>	<b>30.59</b>	<b>0.16</b>
4	Ghaziabad	2010-11	75.96	72.18	3.78
		2011-12	96.46	93.34	3.12
		2012-13	112.05	101.98	10.07
		2013-14	125.48	125.34	0.14
		<b>Total</b>	<b>409.95</b>	<b>392.84</b>	<b>17.11</b>
5	Kanpur Nagar	2010-11	74.50	74.50	0.00
		2011-12	72.93	72.93	0.00
		2012-13	124.99	124.89	0.10
		2013-14	185.90	184.79	1.11
		<b>Total</b>	<b>458.32</b>	<b>457.11</b>	<b>1.21</b>
	<b>Grand Total</b>	<b>1,012.18</b>	<b>992.48</b>	<b>19.70</b>	

(Source: Information as provided by the respective Welfare Officers of the selected districts)

(Budget allocations, expenditure and funds surrendered were not furnished by: Kanpur Nagar- ST Category: 2010-11 & 2011-12)



### Appendix-2.5.3

#### Roles and Responsibilities of stakeholders

(Reference: Paragraph no. 2.5.7; page no. 98)

Sl. No.	Stake holders	Roles and Responsibilities
1.	Students	Submission of application form within prescribed time and duly supported by valid income/caste/residence certificate and high school certificate etc.
2.	Institutes/ Colleges	To feed the particulars of applications in the software, verification of certificates from relevant websites, ensuring accuracy of data, forwarding applications of eligible candidates to education department and providing zero fee admission to SC/ST category students etc.
3.	Education Department	The primary responsibility of Education department was to decide and share with respective Welfare Officers the fee structure of a recognised course in recognised institutions. The department was responsible for ensuring recognition of the institutions/ courses and authenticating the number of students for which demand has been raised by the respective Institutes/Colleges.
4.	District Welfare Officers	<ul style="list-style-type: none"> <li>● to add the name of institute, detail of courses, fee structure in master/course data;</li> <li>● to verify the authenticity and genuineness of claims;</li> <li>● to verify the amount of fee claimed with master data or other prescribed records;</li> <li>● to ensure that reimbursement of fee is made to the eligible beneficiary within prescribed time;</li> <li>● to reconcile the figure from bank;</li> <li>● to analyse failed transactions for reconciliation and re-transmission of fee under proper authorisation;</li> <li>● to conduct verification of institutes/colleges, periodically.</li> </ul>
5.	Banks	After receipt of funds from the respective departments, banks were responsible to credit the amount of fee in beneficiary account on time and un-credited amount, if any, was to be refunded in the notional account of the Welfare Officers without delay with complete details of the beneficiary.

### Appendix-2.5.4

#### Details showing reimbursement of Fee by using same certificates

(Reference: Paragraph no. 2.5.7.1(i); page no. 99)

##### (A) Number of cases where one high school roll number was used by more than one student

Sl. No.	District	Session	Number of Students	Amount of Fee Reimbursement (in ₹)
1	Barabanki	2011-12	104	9,45,666
		2012-13	47	26,210
2.	Kanpur Nagar	2012-13	865	1,59,11,948
		2013-14	20	6,48,212
3.	Ghaziabad	2010-11	8	71,124
		2011-12	282	4,46,180
		2012-13	148	8,57,637
		2013-14	2	1,00,440
4.	Deoria	2010-11	4	16,500
		2011-12	4	16,500
		2013-14	4	17,748
<b>Total</b>			<b>1,488</b>	<b>1,90,58,165</b>

**(B) Number of cases where one Income Certificate was used by more than one student with different father's name**

Sl. No.	District	Session	Number of Students	Amount of Fee Reimbursement (in ₹)
1.	Barabanki	2011-12	470	9,37,583
		2012-13	76	1,42,614
		2013-14	172	8,84,088
2.	Kanpur Nagar	2012-13	3,333	1,94,03,497
		2013-14	1,209	84,18,672
3.	Ghaziabad	2010-11	1,951	49,61,485
		2011-12	998	56,47,471
		2012-13	214	54,03,862
		2013-14	150	65,84,424
4.	Deoria	2010-11	2,238	70,56,517
		2011-12	3,026	85,16,221
		2012-13	1,955	45,51,302
		2013-14	495	9,84,269
5.	Banda	2013-14	557	13,28,712
<b>Total</b>			<b>16,844</b>	<b>7,48,20,717</b>

**(C) Number of cases where one Caste Certificate was used by more than one student with different father's name**

Sl. No.	District	Session	Number of Students	Amount of Fee Reimbursement (in ₹)
1.	Barabanki	2012-13	135	3,02,655
		2013-14	112	7,61,747
2.	Kanpur Nagar	2013-14	757	45,57,292
3.	Ghaziabad	2013-14	220	16,76,765
4.	Deoria	2013-14	264	3,73,216
5.	Banda	2013-14	378	8,11,217
<b>Total</b>			<b>1,866</b>	<b>84,82,892</b>
<b>Grand Total (A+B+C)</b>				<b>₹ 10,23,61,774</b> say ₹ 10.24 crore

**Appendix-2.5.5**

**Details showing reimbursement of fee to ineligible students**

(Reference: Paragraph no. 2.5.7.1(ii)(a); page no. 99)

(Figures in ₹)

Sl. No.	Session	Districts	Institution	Category of Institute	Name	Father's Name	Address	Category (SC/ST/OBC/General/Minorities)	Course	Course Year	cut-off income of saturated students	Income as per certificate issued by BOR	Annual Income captured in database	Income certificate number	Fee re-imbursed
1.	2013-14	Barabanki	Q. F. Mahavidyalaya Nindura Fatehpur	Private	Km Lalli Devi	Santram Yadav	Vill Muneem Pur Bartara Post Kursi Barabanki	OBC	B.A	1	36,000	48,000	4,800	461131004813	4,000
2.	2013-14	Barabanki	Sahayogi R.B. Degree College Khush Halpur BBK	Private	Anil Kumar	Gurudyal Verma	Vill Rampur Katra Post Rampur Katra Barabanki	OBC	B.A	2	36,000	60,000	6,000	464131002135	3,000
3.	2013-14	Barabanki	Sahayogi R.B. Degree College Khushhalpur BBK	Private	Vipin Kumar	Suresh Chandra Maurya	Masuli Barabanki - 225204	OBC	B.A	3	36,000	72,000	7,200	46312131121	3,300
4.	2013-14	Barabanki	Manpuriya College of Academic and Professional Studies Manpur	Private	Km. Sushma verma	Sukhdev Verma	Vill Dehwa Post Manpur Dist Barabanki -225121	OBC	B.A	2	36,000	78,000	7,800	46312109788	4,000
5.	2013-14	Barabanki	Lieutenant Anirudra Shukl Balika Mahavidalay Fatehpur	Private	Alka Devi	Shiv Baran Singh	Gangemau Po. Dauli Barabanki	OBC	B.A	2	36,000	1,20,000	12,000	461131008381	4,500
6.	2011-12	Barabanki	Gramin Balika I.C.R.S. Ghat	Private	Divya Mishra	Kamlesh Kumar Mishra	Vill. Pure Chavinath Sukal Suryapur, R.S.Ghat	General	11	1	42,000	72,000	4,500	46511105349	465
7.	2011-12	Barabanki	Gramin Balika I.C.R.S. Ghat	Private	Simpi Singh	Jang Bahadur Singh	Bahrela Deeh Suryapur	General	11	1	42,000	48,000	4,500	46511104711	465
8.	2011-12	Barabanki	Sai Degree Collage Belhara Fatehpur BBK	Private	Daljeet Singh	Amresh Bahadur Singh	Vill. Firozpur Pavaran Po. Bhelsar	General	B.A	2	42,000	48,000	4,800	47111112615	1,500
9.	2011-12	Barabanki	Gramin Balika I.C. R.S. Ghat	Private	Juli Tiwari	Ramshankar Tiwari	Vill. Tadiya Po. R.S. Ghat	General	11	1	42,000	60,000	5,000	46511105585	465
10.	2011-12	Barabanki	Universal Girls IC Kotwasadak	Private	Mandvi	Asvani Kumar	Vill. Ambaoura Barabanki	General	12	2	42,000	54,000	5,400	46311113470	531
11.	2011-12	Barabanki	Bhakta Dalganjan Inter College Khajuri	Private	Vinita Singh	Shiv Shankar	Vill. Deeh Beerkithiyi	General	11	1	42,000	48,000	5,400	46411104790	465
12.	2011-12	Barabanki	Ramkhilawan Degree College, Seshpur Damodarpur Asandra Siddhaur	Private	Km Shashi	Ram Chander	Vll Tendwa Po. Tikariya Block Siddhaur	General	B.A	1	42,000	60,000	6,000	46611117130	1,500

13.	2011-12	Barabanki	Hind Mahavidyalay Murarpur Near Dariyabad Railway Station	Private	Madhwai Mishra	Vedhnath	Vill. Firozbad Semrawa	General	B.A	1	42,000	60,000	6,000	46611118471	1,500
14.	2011-12	Barabanki	Janta I.C. Khinjhana	Private	Shalini Shukla	Mithlesh Shukla	Khinjhana Khinjhana	General	11	1	42,000	1,08,000	10,800	46111107587	465
15.	2011-12	Barabanki	J.B.S. Mahavidyalaya Dulhadepur BBK	Private	Abhinav	Dhir Singh	Shekh Pur Tutru Kotwa Dham	General	B.A	1	42,000	1,20,000	12,000	46411102888	1,500
16.	2011-12	Barabanki	SAI DEGREE COLLAGE BELHARA FATEHPUR BBK	Private	Ankit Kumar Singh	Maneger Singh	Vill Jethwasi Janjhri Jhanjra Fatehpur Barabanki	General	B.A	1	42,000	1,20,000	12,000	46111103571	1,500
17.	2011-12	Barabanki	Ramkhillawan Degree College, Seshpur Damodarpur Asandra Siddhaur	Private	Darmendra Kumar Singh	Chandra Bos Singh	Vill Kharikafool Po. Hakimi Barabanki	General	B.A	3	42,000	1,20,000	12,000	46511110340	1,500
18.	2011-12	Barabanki	Sherwood College of Engineering Research & Technology, Barabanki	Private	Rahul Mishra	Umakant Mishra	Dhoomanganj, Allahabad	General	B.Tech	3	42,000	84,000	42,000	45311147031	75,000
19.	2011-12	Barabanki	Shri Sunderlal Inter College Aurela Saidenpur	Private	Suhel Ahmad	Mohd Yunus	Vill. Saidanpur Barabanki	Minority	11	1	34,000	40,000	4,000	46411102672	465
20.	2011-12	Barabanki	Choudary Charansingh Degree Collage Baradary	Private	Seeba	Mohd Baseem	Vill. Makamau Barabanki	Minority	B.A	1	34,000	48,000	4,800	46411106340	1,500
21.	2011-12	Barabanki	Shri Sunderlal Inter College Aurela Saidenpur	Private	Mohd Umer	Kurwan Ahmad	Vill. Saidanpur Barabanki	Minority	11	1	34,000	60,000	6,000	46411106214	465
22.	2011-12	Barabanki	Srvoday Inter College Nyochana	Private	Ayad Ahmad	Ishrar Ahmad	Vill. Loharpur Barabanki	Minority	11	1	34,000	60,000	6,000	46611107930	465
23.	2011-12	Barabanki	Bihari Lal Degree Collage and Professional Studies Beriya BBK	Private	Mo. Asifa	Gulaj Ashraf	Vill Mohalla Bagar Masauli	Minority	B.A	1	34,000	60,000	6,000	46311120615	1,500
24.	2011-12	Barabanki	Ideal Degree College Amarsanda	Private	Mohd Saif Haider	Intezar Husain	Vil & Po-Mittai Barabanki	Minority	B.A	1	34,000	60,000	6,000	46311128734	1,500
25.	2011-12	Barabanki	Shri Sunderlal Inter College Aurela Saidenpur	Private	Salman Kureshi	Merazulhak	Vill. Saidatganj Barabanki	Minority	12	2	34,000	96,000	8,000	46311106635	531
26.	2011-12	Barabanki	C.S. Azad Bal Vidya Mandir I.C Rasauli	Private	Suneeta Devi Yadav	Ram Sevak Yadav	Palhari Badel	OBC	11	1	48,000	60,000	5,000	46311103961	465

27.	2011-12	Barabanki	Ramkhelawan Mahavidyalay Gourisankarnagar Gourwa	Private	Gita Devi	Ram Milan	Vill Menuha Po. Motik Pur	OBC	B.A	1	48,000	54,000	5,400	46611113321	1,500
28.	2011-12	Barabanki	Janki Prasad Verma Memorial Mahila Mahavidyalay, Kotwa Sadak	Private	Rekha Devi	Satya Deo	Vil- Indauliya Po. Sarai Kaisthan	OBC	B.A	3	48,000	60,000	6,000	46311127017	1,500
29.	2011-12	Barabanki	Ideal Degree College Amarsanda	Private	Shobhit Jaysawal	Guru Chran Lal Jaiswal	S/o Guru Charan Lal Jaiswal 1488/R UKO Bank Kanoon Goyan	OBC	B.A	1	48,000	60,000	6,000	46311127609	1,500
30.	2011-12	Barabanki	Sai Degree Collage Belhara Fatehpur BBK	Private	Aman Singh	Ramendra Singh	Vill. Sadhemau Fatehpur	OBC	B.A	1	48,000	60,000	6,000	46111103311	1,500
31.	2011-12	Barabanki	Bihari Lal Degree Collage and Professional Studies Beriya BBK	Private	Sawan Singh	Rajevendra Singh	Vill. Mansa Purwa Saruddinpur	OBC	B.A	1	48,000	72,000	7,200	46311109815	1,500
32.	2011-12	Ghaziabad	Vivekanand Institute of Technology and Science, Ghaziabad - 201302	Private	Himanshu Gupta	Late Parmanand Gupta	331, Shakti Nagar Chandusi	General	B.Tech	4	48,000	60,000	6,000	04511110095	46,000
33.	2011-12	Ghaziabad	DJ College of Engineering & Technology, MODINAGAR	Private	Abhishek Singh	Subhash Singh	139/11 Shatrei Nagar Kanpur	General	B.Tech	3	48,000	96,000	9,600	034211160135	25,000
34.	2011-12	Ghaziabad	Mahalaxmi College of Girls, Duhai	Private	Meenu Gupta	Hari Om Gupta	Tundla Nagla Firozabad	General	B.Ed	1	48,000	1,20,000	10,000	16111104070	1,588
		<b>Total</b>													<b>1,73,835</b>

## Appendix-2.5.6

### Details of physical verification of application forms in Barabanki district

(Reference: paragraph no. 2.5.7.1(ii)(b); page no. 100)

Name of College/ Institute	Session	Total Application called for verification	No. of applications made available	Number of Cases in which particulars of certificates attached with application and as available on website were not matching with Saksham Database															
				Income Certificate Number	Annual Income	Caste Certificate Number	High School Roll Number	Income Certificate Not attached with application	Caste Certificate Not attached with application	High School Certificate Not attached with application	Income Certificate issued in other name as available on website	Income certificate not available on web site	Caste Certificate used in place of Income Certificate	Income Certificate used in place of Caste Certificate	Caste certificate not available on website	Caste Certificate issued in other name as available on website	High School Roll number issued in other name on website	High School Roll number not available on website	
Azimuddin Ashraf Islamia Inter College, Barabanki*	2011-12	127	127	-	62	-	-	-	-	-	-	13	25	-	-	-	-	38	4
	2012-13	78	78	-	4	-	-	-	-	-	-	3	7	1	1	13	1	7	-
Jawahar Lal Nehru Memorial PG College, Barabanki	2011-14	102	62	11	2	3	5	2	2	4	-	-	-	-	-	-	-	-	-
Late Mohan Lal Verma Educational Institute, Barabanki	2011-14	13	10	4	4	1	4	-	-	-	-	-	-	-	-	-	-	-	-
Janki Prasad Verma Memorial Mahila Mahavidyalay, Barabanki	2011-14	52	20	3	2	-	-	-	-	-	-	5	-	-	-	-	-	-	-
Ram Nagar Degree College, Barabanki	2011-14	157	16	-	2	-	2	-	5	-	-	-	-	-	-	-	-	-	-
Choudhary Charan Singh Degree College, Barabanki#	2011-14	22	22	-	7	-	-	-	-	-	-	7	4	-	-	1	-	3	-
Sahayogi R.B. Degree College, Barabanki#	2011-14	75	75	-	3	-	-	-	-	-	-	10	21	-	-	-	3	8	-
<b>Total</b>		<b>626</b>	<b>410</b>	<b>18</b>	<b>86</b>	<b>4</b>	<b>11</b>	<b>2</b>	<b>7</b>	<b>4</b>	<b>38</b>	<b>57</b>	<b>1</b>	<b>1</b>	<b>14</b>	<b>4</b>	<b>56</b>	<b>4</b>	

Note- \* Applications for session 2011-12 and 2012-13 were not available in the college, hence income certificates were verified through website.

# Applications were not provided by the college, hence certificates were verified through website.

**Appendix-2.5.7****Details of eligible students denied fee reimbursement***(Reference: Paragraph no. 2.5.7.2(i); page no. 100)*

Sl. No.	Districts	Year	Category of Students	Category of Institutes	No. of students not saturated having equal or less income than minimum cut off income	Minimum cut off income of saturated students (in ₹)
1.	Barabanki	2012-13	General	Private	05	5,400
			OBC	Private	62	21,600
			SC	Private	59	18,000
		2011-12	ST	Private	04	26,000
2.	Kanpur Nagar	2012-13	General	Private	13	18,960
			OBC	Private	6151	24,000
			ST	Private	04	21,600
3.	Ghaziabad	2012-13	General	Private	02	3,600
			OBC	Private	03	12,000
		2011-12	SC	Private	01	250
			ST	Private	04	21,600
4.	Deoria	2012-13	OBC	Private	05	3,000
<b>Total</b>					<b>6,313</b>	

### Appendix-2.5.8

#### Details showing multiple students claiming reimbursement of fee on the basis of same income certificates

(Reference: Paragraph no. 2.5.7.2 (iii); page no. 100)

Sl. No.	District	Year	Income Certificate No.	No. of students who used the same Income certificate	Amount disbursed (in ₹)
1.	Deoria	2012-13	6011214152	33	1,50,721
			60112141523	171	8,24,676
			60112141823	40	2,00,000
			60112422252	10	2,058
			60112452252	12	2,588
			60112454225	11	2,323
			60212141523	34	1,36,559
			60312104152	21	11,653
			60312141523	61	88,579
			60312141526	14	3,044
			60411214152	14	50,838
			60412134789	16	80,000
			60412141522	12	55,191
			60412141523	290	13,48,059
			60412141823	82	4,05,265
			60412142531	10	50,000
			60412142562	19	90,191
			60412188232	11	55,000
			60412188262	49	2,45,000
			60412188263	12	55,191
			60412199242	21	1,05,000
60412241523	39	1,90,191			
60512141523	12	60,000			
			<b>Total</b>	<b>994</b>	<b>42,12,127</b>
2.	Kanpur Nagar	2010-11	34210568941	236	11,80,000
			NULL	208	1,06,320
			34210161718	176	8,80,000
			34310100000	54	20,640
			34210111066	47	48,356
			34210114474	36	21,580
			34210110988	31	54,520
			34210131252	28	52,052
			34210100705	26	22,897
			34210125776	26	50,732
			34210131254	24	53,545
			34210111055	23	24,070
			34210114434	23	18,498
			34210109212	21	1,21,038
			34210125242	20	24,092



			34210114410	18	45,986
			34210113947	17	15,588
			34210131233	17	6,048
			3421017360	17	2,43,500
			003421014175	16	6,709
			34210111085	13	13,348
			34210114432	13	5,434
			34210125245	13	11,872
			12345678910	12	3,388
			34109125147	12	4,050
			34210131253	12	8,086
			34210123606	11	9,555
			34210125203	11	8,314
			34210131230	11	5,713
			000000000	10	15,000
			34209130498	10	32,955
			34210108509	10	7,319
			34210122369	10	4,488
			34210125205	10	5,193
			34210131231	10	93,895
			34210131250	10	4,778
			<b>Total</b>	<b>1,242</b>	<b>32,29,559</b>
3.	Ghaziabad	2010-11	50000000000	44	9,298
			60000000000	37	8,570
			70000000000	24	4,862
			90000000000	20	4,098
			12000000000	17	6,143
			23000000000	15	3,405
			13000000000	13	2,659
			14000000000	13	2,611
			15000000000	13	2,585
			10000000000	12	5,680
			17000000000	12	2,360
			18000000000	12	2,434
			25000000000	12	2,644
			11000000000	11	2,345
			<b>Total</b>	<b>255</b>	<b>59,694</b>

Note- Data for 2010-11 by Barabanki; 2010-11, 2011-12 & 2012-13 by Banda and 2010-11 & 2011-12 by Kanpur Nagar were not furnished to audit though called for in audit.

**Appendix-2.5.9**

**Details showing multiple students claiming reimbursement of fee on the basis of same caste certificates**

(Reference: Paragraph no. 2.5.7.2(iii); page no. 100)

District	Year	Caste Certificate No.	No. of students who used the same Caste Certificate	Amount disbursed (in ₹)
Deoria	2012-13	59312141523	86	4,20,691
		59412141523	37	1,85,000
		60111425263	15	75,000
		60112140523	19	90,191
		6011214152	32	1,02,440
		60112141523	550	25,15,067
		60112141526	29	1,40,191
		60112141823	52	2,60,000
		60112142526	11	55,000
		60112301564	12	3,032
		60112356465	17	3,395
		60112365465	15	12,557
		6011241523	23	1,15,000
		60112536561	92	19,348
		60112536562	24	5,028
		60212141523	25	1,15,382
		60312104152	19	59,645
		6031214152	14	2,822
		60312141523	182	2,33,199
		60312536561	49	10,173
		60411215263	13	65,000
		604121015545	11	30,955
		6041214152	17	65,764
		60412141523	344	17,25,745
		604121415232	14	65,191
		60412141526	20	95,191
		60412141823	55	2,75,000
		6041214523	19	90,191
		60412152623	13	65,000
		6041215263	13	65,000
		60412152631	11	55,000
		60412152632	17	80,191
		60412188232	12	60,000
		60412188262	25	1,25,000
		60412199242	58	2,90,000
		6041225225	13	7,736
		604125225	11	2,101
		60412536561	72	14,492
		60416546465	11	30,955
		6051142526	11	55,000
60511425263	12	60,000		
60512141523	57	3,77,500		
605141523	10	96,250		
6051415231	16	1,26,250		
<b>Total</b>			<b>2,158</b>	<b>83,46,673</b>

**Appendix-2.5.10****Details showing reimbursement of fee on false declaration***(Reference: Paragraph no. 2.5.7.3 (i); page no. 101)*

Sl. No.	District	Session	Number of Students	Amount of Fee Reimbursement (in ₹)
1.	Barabanki	2011-12	78	9,29,316
2.	Barabanki	2012-13	6	7,212
3.	Barabanki	2013-14	10	1,43,516
4.	Kanpur Nagar	2012-13	154	29,98,466
5.	Kanpur Nagar	2013-14	122	34,93,585
6.	Ghaziabad	2010-11	126	5,10,209
7.	Ghaziabad	2011-12	28	2,07,033
8.	Ghaziabad	2012-13	1,093	3,89,81,017
9.	Ghaziabad	2013-14	12	4,57,652
10.	Deoria	2010-11	41	75,938
11.	Deoria	2011-12	34	54,768
12.	Deoria	2012-13	30	85,082
13.	Deoria	2013-14	36	71,957
14.	Banda	2013-14	22	26,272
<b>Total</b>			<b>1,792</b>	<b>4,80,42,023</b>

**Appendix-2.5.11****Details of irregular reimbursement of fee***(Reference: Paragraph no. 2.5.7.3 (ii); page no. 102)*

(₹ in lakh)

Sl. No.	District	Change of course in sessions	Number of students	Amount of Fee Reimbursement in previous session
1.	Barabanki	2012-13 to 2013-14	115	19.28
2.	Barabanki	2011-12 to 2012-13	69	11.22
3.	Kanpur Nagar	2012-13 to 2013-14	968	239.93
4.	Ghaziabad	2012-13 to 2013-14	170	69.87
5.	Ghaziabad	2011-12 to 2012-13	215	79.76
6.	Ghaziabad	2010-11 to 2011-12	230	77.06
7.	Deoria	2012-13 to 2013-14	93	3.07
8.	Deoria	2011-12 to 2012-13	436	12.73
9.	Deoria	2010-11 to 2011-12	13	0.10
<b>Total</b>			<b>2,309</b>	<b>513.02</b>

*(Source: Analysis of payment data for 2010-11, 2011-12, 2012-13 and 2013-14)*

## Appendix-2.5.12

### Details showing sanction of fee reimbursed at higher rates

(Reference: Paragraph no. 2.5.7.3 (iii); page no. 102)

(Figures in ₹)

Sl. No.	Districts	Session	Institute	Category of student	Course	Year	Fee Reimbursed	No. of students	Admissible fee	Difference in fee	Excess fee paid
1	Barabanki	2013-14	Asia School of Engineering & Management	SC	B.Tech	4	66,250	1	46,100	20,150	20,150
2	Barabanki	2012-13	Asia School of Engineering & Management	OBC	B.Tech	3	62,700	3	46,100	16,600	49,800
3	Ghaziabad	2013-14	H.R.Institute of Pharmacy, Ghaziabad-201005	SC	M.Pharma	2	1,10,000	3	80,500	29,500	88,500
4	Ghaziabad	2012-13	D.J. College of Pharmacy, Modinagar - 201204, Distt- Ghaziabad UP	OBC	M.Pharma	2	1,32,400	2	66,200	66,200	1,32,400
5	Ghaziabad	2012-13	I.T.S. Paramedical College	SC	M.Pharma	1	75,000	8	41,350	33,650	2,69,200
6	Ghaziabad	2012-13	I.T.S. Paramedical College	SC	M.Pharma	2	75,000	4	41,350	33,650	1,34,600
7	Ghaziabad	2011-12	I.T.S. Paramedical College	SC	M.Pharma	1	1,50,000	1	82,700	67,300	67,300
8	Ghaziabad	2011-12	Kiet School of Pharmacy, Ghaziabad - 201206	SC	M.Pharma	1	1,00,000	1	80,300	19,700	19,700
9	Ghaziabad	2011-12	Kiet School of Pharmacy, Ghaziabad - 201206	SC	M.Pharma	1	1,50,000	3	80,300	69,700	2,09,100
10	Ghaziabad	2011-12	Shree Ganpati Institute of Technology, Ghaziabad	SC	M.Pharma	1	1,50,000	5	77,900	72,100	3,60,500
11	Ghaziabad	2011-12	Unique Institute of Management & Technology, Ghaziabad-201206 UP	SC	MCA	2	57,568	1	53,400	4,168	4,168
12	Ghaziabad	2010-11	Ajay Kumar Garg Engg. College Ghaziabad	SC	M.Tech.	1	4,81,200	1	81,200	4,00,000	4,00,000

13	Ghaziabad	2010-11	Ajay Kumar Garg Engg College Ghaziabad	SC	MCA	1	89,250	1	81,200	8,050	8,050
14	Ghaziabad	2010-11	Dr. K. N. Modi Institute of Engg. & Technology Modi Nagar	SC	B.Tech.	1	75,000	23	46,100	28,900	6,64,700
15	Ghaziabad	2010-11	Dr. K. N. Modi Institute of Engg & Technology Modi Nagar	SC	MBA	1	52,528	3	46,700	5,828	17,484
16	Ghaziabad	2010-11	Hitech Institute of Engineering & Technology, By-Pass, Gzb.	SC	B.Tech.	1	75,000	6	46,100	28,900	1,73,400
17	Ghaziabad	2010-11	Hitech Institute of Engineering & Technology, By-Pass, Gzb.	SC	MBA	1	60,000	1	46,700	13,300	13,300
18	Ghaziabad	2010-11	Institute of Professional Excellence & Management (I.P.E.M.), By-Pass Gzb.	SC	MBA	1	51,408	2	46,700	4,708	9,416
19	Ghaziabad	2010-11	International College of Engineering, Gzb-Code-506	SC	B.Tech.	1	75,000	2	59,900	15,100	30,200
20	Ghaziabad	2010-11	R.D. Engineering College	SC	B.Tech.	1	75,000	1	46,100	28,900	28,900
21	Ghaziabad	2010-11	Unique Institute of Management & Technology, Murad Nagar	SC	MBA	1	57,568	17	46,700	10,868	1,84,756
22	Ghaziabad	2010-11	Unique Institute of Management & Technology, Murad Nagar	SC	MCA	1	57,568	1	53,400	4,168	4,168
23	Kanpur Nagar	2012-13	Axis Institute of Architecture, Kanpur, Kanpur	General	B. Arch.	3	74,100	2	46,100	28,000	56,000
24	Kanpur Nagar	2013-14	Rama Institute of Engg. & Tech., Mandhana G.T. Road, Kanpur	General	B.Tech	4	60,000	15	46,100	13,900	2,08,500
25	Kanpur Nagar	2013-14	Rama Institute of Engg. & Tech., Mandhana G.T. Road, Kanpur	SC	B.Tech	4	60,000	7	46,100	13,900	97,300
26	Kanpur Nagar	2013-14	Rama Institute of Engg. & Tech., Mandhana G.T. Road,	General	B.Tech Com. Eng.	4	60,000	1	46,100	13,900	13,900

			Kanpur								
27	Kanpur Nagar	2013-14	Rama Institute of Engg. & Tech.,Mandhana G.T. Road, Kanpur	General	B.tech Computer Science	4	60,000	1	46,100	13,900	13,900
28	Kanpur Nagar	2013-14	Seth Srinivas Agarwal Institute of Engineering And Technology, Kanpur	General	B.Tech	4	85,000	10	46,100	38,900	3,89,000
29	Kanpur Nagar	2013-14	Seth Srinivas Agarwal Institute of Engineering And Technology, Kanpur	Minority	B.Tech	4	85,000	1	46,100	38,900	38,900
30	Kanpur Nagar	2013-14	Seth Srinivas Agarwal Institute of Engineering And Technology, Kanpur	SC	B.Tech	4	85,000	79	46,100	38,900	30,73,100
31	Kanpur Nagar	2013-14	Seth Srinivas Agarwal Institute of Engineering And Technology, Kanpur	SC	B.Tech Elect. Eng.	4	85,000	1	46,100	38,900	38,900
32	Kanpur Nagar	2013-14	Seth Srinivas Agarwal Institute of Engineering And Technology, Kanpur	General	B.Tech Mech. Eng.	4	85,000	1	46,100	38,900	38,900
<b>Total</b>								<b>208</b>			<b>68,58,192</b>

### Appendix-2.5.13

#### Details showing sanction of fee reimbursed to students under different categories

(Reference: Paragraph no. 2.5.7.3 (iv); page no. 102)

Sl. No.	District	Session	Institution	Name	Father's Name	Category	Income Certificate	Course	Year	Fee Reimbursement
1.	Barabanki	2013-14	J.B.S. ITI Dulhadepur Tikaitnagar	Premlata	Gaya Prasad	General	46512121299	ITI Courses	1	480
2.	Barabanki	2013-14	Sri P.D. Jain Inter College, Tikatnagar Town Tikait Nagar (NP)	Km Shashi Lata	Gayaprasad Sharma	OBC	46512121299	Class-12	1	530
3.	Banda	2013-14	Rajiv Ghandhi D.A.V Mahavidhalay Banda	Shubham Samaya	Dinesh Kumar Samaya	General	40112106314	B.Com	2	6,190
4.	Banda	2013-14	G.I.C. Banda Town Banda (MB)	Swapnil Samaiya	Dinesh Kumar Samaiya	Minority	40112106314	Class-12	1	473
5.	Banda	2013-14	G.I.C. Mataundh Town Mataundh (NP)	Rekha	Ram Deen	OBC	40112107895	Class-12	1	203
6.	Banda	2013-14	Eklavya Degree College Dureni	Sheelu Devi	Ramdeen	SC	40112107895	B.A	1	4,190
7.	Banda	2013-14	Pt. JN PG College Banda	Anil Kumar	Nand Kishor	SC	40112108132	B.Sc	2	427
8.	Banda	2013-14	D.A.V. Inter College Town Banda (MB)	Arvind Kumar	Nand Kishor	OBC	40112108132	Class-12	1	453
9.	Banda	2013-14	G.G.I.C. Banda Town Banda (MB)	Ganga Devi	Chandra Pal	OBC	40112110247	Class-12	1	392
10.	Banda	2013-14	Eklavya Degree College Dureni	Kuldeep Kumar	Chandra Pal	General	40112110247	B.A	1	4,140
11.	Banda	2013-14	Inter College Tindwara Block Badokhar Khurd	Anuruddha Kumar	Phool Chandra	SC	40112110328	Class-12	1	438
12.	Banda	2013-14	Pt. J.N. PG College Banda	Laxmi Verma	Phool Chandra Verma	OBC	40112110328	M.A	1	1,680
13.	Banda	2013-14	Satya N.I.C. Tindwari Town Tindwari (NP)	Dinesh Kumar	Kallu	OBC	40112111919	Class-12	1	530
14.	Banda	2013-14	Govt. Balika Inter College Tindwari Town Tindwari (NP)	Vimla	Kallu	SC	40112111919	Class-11	1	1
15.	Banda	2013-14	Rajiv Ghandhi D.A.V. Mahavidhalay Banda	Shivakaran	Baboolal	SC	401131025495	B.A	1	4,240
16.	Banda	2013-14	Adarsh Bajrang Inter College Banda Town Banda (MB)	Beeru Nishad	Babu	OBC	401131025495	Class-12	1	372
17.	Banda	2013-14	Govt. Gandhi I.C. Oran Town Oran (NP)	Babita Devi Verma	Deshraj	SC	40312105082	Class-12	1	91
18.	Banda	2013-14	Late Kamta Prasad Shastri Degree College Badausa	Rajandra Kumar	Deshraj	OBC	40312105082	B.A	1	1,500
19.	Deoria	2013-14	Satya Prakash V.C. I.C. Musahari Block Tarkulwa	Dipak Parsad	Thag Parsad	OBC	600111322582	Class-12	1	422
20.	Deoria	2013-14	Satya Prakash V.C. I.C. Musahari Block Tarkulwa	Deepak Prasad	Thag Prasad	ST	600111322582	Class-12	1	422
21.	Deoria	2013-14	Srvodaya I.C. Bakhri Bazar Block Bankata	Asaraf Ali	Md Mustkim	SC	600511311443	Class-11	1	191
22.	Deoria	2013-14	Srvodaya I.C. Bakhri Bazar Block Bankata	Asaraf Ali	Md. Mustakim	Minority	600511311443	Class-11	1	191
23.	Ghaziabad	2013-14	H.R.Institute of Science & Technology Morta Gzb	Meenakshi Chaudhary	Vinod Kumar	General	090111300874	BCA	2	20,040

24.	Ghaziabad	2013-14	Jawahar Lal Kanya Inter College Town Muradnagar (MB)	Pooja Choudhary	Vinod Kumar	OBC	090111300874	Class-12	1	530
25.	Ghaziabad	2013-14	Chameli Devi Durga Prasad I.C. Saunda Block Muradnagar	Km Antim	Kuwarpal Singh	OBC	090111306076	Class-12	1	530
26.	Ghaziabad	2013-14	Dj College of Engineering & Technology, Modinagar	Ankit Kumar	Kunwer Pal	SC	090111306076	B.E.	1	70,700
27.	Ghaziabad	2013-14	Dr. Ram Manohar Lohia Institute, Modinagar - 201204	Shelly	Rajendra Singh	OBC	090111311540	B.Com	2	7,000
28.	Ghaziabad	2013-14	Braham Rishi Krishan Datt Inter College Khurrampur Block Muradnagar	Ravindra Kumar	Rajender Singh	SC	090111311540	Class-11	1	430
29.	Ghaziabad	2013-14	Modi Science & Commerce Inter College Town Modinagar (MB)	Mohit Kumar	Shyam Murti	OBC	090111317577	Class-11	1	465
30.	Ghaziabad	2013-14	Mile Stone Institute of Professional Studies Morta	Km Monika	Shyam Murti	SC	090111317577	B.B.A	1	20,040
31.	Ghaziabad	2013-14	Saith Mukand Lal Inter College Town Ghaziabad (M. Corp.)	Kiran Pal	Naresh Kumar	Minority	090211327376	Class-12	1	417
32.	Ghaziabad	2013-14	Kanya Vadik Inter College Town Ghaziabad (M. Corp.)	Km Mamta Rani	Naresh Kumar	OBC	090211327376	Class-11	1	300
33.	Ghaziabad	2013-14	Kanya Vadik Inter College Town Ghaziabad (M. Corp.)	Mamta Upadhyay	Ashok Upadhyay	General	090211343297	Class-12	1	242
34.	Ghaziabad	2013-14	Shambhu Dayal Inter College Town Ghaziabad (M. Corp.)	Gaurav Kumar	Ashok Kumar	OBC	090211343297	Class-11	1	465
35.	Ghaziabad	2013-14	Shambhu Dayal Inter College Town Ghaziabad (M. Corp.)	Deepak Kumar	Ashok Upadhyay	OBC	090211343297	Class-12	1	530
36.	Ghaziabad	2013-14	Shambhu Dayal P.G. College, Ghaziabad	Priyanka Chaudhary	Bijender Singh	General	090211348205	B.A	1	909
37.	Ghaziabad	2013-14	Shambhu Dayal P.G. College, Ghaziabad	Aarti Choudhary	Bijender Choudharay	OBC	090211348205	B.Com	1	7,500
38.	Ghaziabad	2013-14	Seth Jaiprakash Mukund Lal Polytechnic, Ghaziabad	Km Payal	Anil Kumar	General	090211349064	Polytechnic-Post Graduate/ Diploma/ Others (2 year)	1	17,000
39.	Ghaziabad	2013-14	D.S.Institute of Technology & Management, Ghaziabad	Pawan Kumar	Anil Kumar	SC	090211349064	Polytechnic-Diploma (3 year)	1	28,000
40.	Ghaziabad	2013-14	Shambhu Dayal P.G. College, Ghaziabad	Km Pooja	Birju	SC	090211356315	B.A	1	777
41.	Ghaziabad	2013-14	Aajad Memorial Inter College Town Dasna (NP)	Gaurav Kumar	Birjoo	OBC	090211356315	Class-11	1	465
42.	Ghaziabad	2013-14	Vidyawati Mukund Lal Girls Degree College, Ghaziabad	Kavita Rawat	Ajay Singh	SC	090211372656	B.Com	2	7,500
43.	Ghaziabad	2013-14	Shushila Kanya Inter College Town Ghaziabad (M Corp.)	Shweta Rawat	Ajay Singh Rawat	General	090211372656	Class-11	1	465



44.	Ghaziabad	2013-14	Kanya Vadik Inter college Town Ghaziabad (M Corp.)	Km. Shubhangi	Tarachand	General	090211375012	Class-12	1	242
45.	Ghaziabad	2013-14	Iteer College of Management, Ghaziabad, Ghaziabad	Pulkit	Tara Chand	SC	090211375012	MBA	1	46,700
46.	Ghaziabad	2013-14	M.M.H. College, Ghaziabad	Ankit Atrish	Shivkumar	OBC	090211379377	B.Sc	1	2,038
47.	Ghaziabad	2013-14	M.M.H. College, Ghaziabad	Indu Atrish	Shivkumar Atrish	General	090211379377	B.Sc	3	1,826
48.	Ghaziabad	2013-14	R.D. Engineering College, Duhai, Ghaziabad	Prajul Palival	Rajat Pallival	OBC	592131011032	B.Tech	2	73,100
49.	Ghaziabad	2013-14	R.D. Engineering College, Duhai, Ghaziabad	Atul Dixit	R P Dixit	General	592131011032	B.Tech	4	46,100
50.	Kanpur Nagar	2013-14	V.S.S.D. College Kanpur Nagar	Divya	Prakash Narain	OBC	333131006616	B.A	1	1,300
51.	Kanpur Nagar	2013-14	V.S.S.D. College Kanpur Nagar	Govind	Prakash Narayan	General	333131006616	M.A	1	1,300
52.	Kanpur Nagar	2013-14	V.S.S.D. College Kanpur Nagar	Avanish Verma	Shri Ram Pyare Verma	OBC	340211313076	B.A	1	1,300
53.	Kanpur Nagar	2013-14	Dr.Ram Manohar Lahia Degree College, Kalyanpur, Kanpur Nagar	Shivam Verma	Ram Pyare Verma	SC	340211313076	B.A	2	2,180
54.	Kanpur Nagar	2013-14	Axis Institute of Higher Education Hathipur Rooma Kanpur	Deepika Sharma	Ashok Sharma	SC	340211315393	B.B.A	1	25,000
55.	Kanpur Nagar	2013-14	Ic.Juhari Devi G Canal Road Town Kanpur (CB)	Taniya Sharma	Late Ashok Sharma	OBC	340211315393	Class-11	1	465
56.	Kanpur Nagar	2013-14	D.B.S. College Kanpur Nagar	Mahima Rathaur	Ram Das Rathaur	OBC	340211315498	B.Sc	3	2,106
57.	Kanpur Nagar	2013-14	Rooprani Sukhnandan Singh Degree College, Naubasta, Kanpur Nagar	Prashant Rathaur	Ramdas Rathaur	General	340211315498	B.Sc	2	3,500
58.	Kanpur Nagar	2013-14	IC. Govt. IC. Bhauti Town Kanpur (CB)	Nitin Kumar	Shiv Kumar	General	340211317501	Class-11	1	242
59.	Kanpur Nagar	2013-14	Gautam Budh Degree College, Siddharth Nagar, Bingava, Kanpur Nagar	Surendra Kumar	Shiv Kumar	OBC	340211317501	B.A	2	3,500
60.	Kanpur Nagar	2013-14	S.N. Sen Mahila P.G. College Kanpur Nagar	Priya Gupta	Mahendra Gupta	OBC	340211319108	B.A	1	1,820
61.	Kanpur Nagar	2013-14	IC.Gyan Bharti Girls, Birhana Road Town Kanpur (CB)	Riya Gupta	Mahendra Gupta	General	340211319108	Class-11	1	316
62.	Kanpur Nagar	2013-14	IC.Sharda V. Mandir Intar Collage Machhariya Town Kanpur (CB)	Aman Gupta	Rajesh Chandra Gupta	OBC	340211320731	Class-11	1	191
63.	Kanpur Nagar	2013-14	IC.K.K. Girls I.C. Kidwai Nagar Town Kanpur (CB)	Km Akancha Gupta	Rajesh Gupta	General	340211320731	Class-12	1	404
64.	Kanpur Nagar	2013-14	B.N.D. College Kanpur Nagar	Shriya Rathour	Manna Lal Rathour	OBC	340211320754	B.Sc	2	1,740
65.	Kanpur Nagar	2013-14	Juhari Devi Girls P.G. College Kanpur Nagar	Sakshi Rathour	Manna Lal Rathour	General	340211320754	M.A	2	5,000
66.	Kanpur Nagar	2013-14	Mahila Mahavidyalaya, Kidwai Nagar, Kanpur Nagar	Sonam Gupta	Sonela Gupta	General	340211322752	B.A	2	1,596

67.	Kanpur Nagar	2013-14	IC. K.K. Girls I.C. Kidwai Nagar Town Kanpur (CB)	Rani Gupta	Sonela Gupta	OBC	340211322752	Class-11	1	447
68.	Kanpur Nagar	2013-14	A.N.D.Nagar Nigam Mahila Mahavidyalaya Kanpur Nagar	Upasana Singh	Kandhai Lal Singh	General	340211323595	M.A	1	978
69.	Kanpur Nagar	2013-14	IC. Shankar Baksh Singh IC. Pali Block Sarsaul	Arti Singh	Kandhi Lal Singh	OBC	340211323595	Class-12	1	265
70.	Kanpur Nagar	2013-14	D.A.V. College Kanpur	Amit Gupta	Bal Kishan Gupta	General	340211323775	B.A	1	1,924
71.	Kanpur Nagar	2013-14	IC. Khalsa Balika Intar Collage Harjendra Nagar Town Kanpur (CB)	Kumari Lalita Gupta	Bal Kishan Gupta	OBC	340211323775	Class-11	1	465
72.	Kanpur Nagar	2013-14	D.A.V. College Kanpur	Rishabh Gupta	Anil Kumar Gupta	OBC	340211329117	B.Sc	1	2,744
73.	Kanpur Nagar	2013-14	Dr. Ambedkar Institute of Technology for Handicapped, Kanpur	Nikki Gupta	Anil Kumar Gupta	General	340211329117	B.Tech	3	63,250
74.	Kanpur Nagar	2013-14	S.N. Sen Mahila P.G. College Kanpur Nagar	Reena Kuamari	Ashok Kumar	OBC	340211332436	B.A	2	1,670
75.	Kanpur Nagar	2013-14	IC. Lallu Prasad Cantt. Town Kanpur (CB)	Ankit Jaiswal	Ashok Kumar	SC	340211332436	Class-11	1	60
76.	Kanpur Nagar	2013-14	P.P.N.College Kanpur Nagar	Km Parul	Karuna Shankar	OBC	341131011500	B.Sc	2	1,413
77.	Kanpur Nagar	2013-14	Harsahay P.G. College Kanpur Nagar	Km. Noopur Gupta	Karuna Shankar Gupta	General	341131011500	B.Com	3	1,104
78.	Kanpur Nagar	2013-14	IC. Nagar Nigam R.B.R.D.I.C., Nawab Ganj Town Kanpur (CB)	Sandhya Kanojiya	Suresh Chandra	SC	34211113742	Class-11	1	216
79.	Kanpur Nagar	2013-14	IC. Nagar Nigam R.B.R.D.I.C., Nawab Ganj Town Kanpur (CB)	Khushbu Kanojiya	Suresh Chandra	OBC	34211113742	Class-11	1	216
80.	Kanpur Nagar	2013-14	Chandrashekhar Azad Degree College, Kishan Nagar Road, Jamu, Kanpur Nagar	Amit Kumar Gond	Amar Nath Gond	SC	34212155625	B.A	2	3,400
81.	Kanpur Nagar	2013-14	IC. Poorna Devi Khana Balika I.C.Ashok Nagar Town Kanpur (CB)	Arti Gond	Amar Nath Gond	OBC	34212155625	Class-12	1	447
82.	Kanpur Nagar	2013-14	Kanpur Vidya Mandir Mahila Mahavidyalaya Kanpur Nagar	Laxmi Pal	Prem Chandra Pal	OBC	34212176553	B.A	3	606
83.	Kanpur Nagar	2013-14	Indus Institute of Technology & Management, Kanpur	Vishal Pal	Prem Chandra Pal	SC	34212176553	B.Tech	1	65,700
84.	Kanpur Nagar	2013-14	Maa Sheetla Devi T.N.Mahila Degree College, Aroul. Kanpur Nagar	Km Ayushi Tripathi	Hari Shanker Tripathi	OBC	34212179797	B.A	2	3,500
85.	Kanpur Nagar	2013-14	Maa Sheetla Devi T.N.Mahila Degree College, Aroul. Kanpur Nagar	Janardha Tripathi	Hari Shanker Tripathi	General	34212179797	B.Sc	2	5,000
86.	Kanpur Nagar	2013-14	Chitra Degree College, Naubasta, Kanpur Nagar	Neelu Yadav	Ram Chandra Yadav	OBC	34212197703	B.Sc	3	5,000
87.	Kanpur Nagar	2013-14	Chitra Degree College, Naubasta, Kanpur Nagar	Sonal Yadav	Ram Chandra Singh Yadav	SC	34212197703	B.A	2	3,000
88.	Kanpur Nagar	2013-14	IC. R.S. Edu. Cen. Barra Town Kanpur (CB)	Rohit Verma	Ashok Kumar Verma	SC	34212721556	Class-11	1	100
89.	Kanpur Nagar	2013-14	IC.R.S. Edu. Cen. Barra Town Kanpur (CB)	Mohit Verma	Ashok Kukmar Verma	OBC	34212721556	Class-12	1	265

90.	Kanpur Nagar	2013-14	A.N.D. Nagar Nigam Mahila Mahavidyalaya Kanpur Nagar	Pooja Gupta	Sunil Gupta	General	34212722622	B.A	2	978
91.	Kanpur Nagar	2013-14	IC. Harsahai Jagdamba Sahai IC. Town Kanpur (CB)	Harshit Gupta	Sunil Kumar Gupta	OBC	34212722622	Class-11	1	443
92.	Kanpur Nagar	2013-14	I.T.I. Pandu Nagar, Kanpur Nagar	Sonam Chauhan	Vijay Bahadur Chauhan	OBC	34212752744	ITI Courses 2 Yrs	1	50
93.	Kanpur Nagar	2013-14	IC. Pt.Vishambharnath I.C. Ratan Lal Nagar Town Kanpur (CB)	Sweta Chauhan	Vijay Bahadur Chauhan	General	34212752744	Class-12	1	530
94.	Kanpur Nagar	2013-14	Harsahay P.G. College Kanpur Nagar	Vikash Gaur	Asharfi Guar	ST	34212800208	B.Com	2	1,184
95.	Kanpur Nagar	2013-14	IC. Purna Devi Khanna Balika I.C. Ashok Nagar Town Kanpur (CB)	Deepanjali Gour	Asharfi Lal Gour	SC	34212800208	Class-12	1	96
96.	Kanpur Nagar	2013-14	Apollo Institute of Technology, Kanpur	Sumit Kumar Singh	Narendra Singh	General	342131033047	MBA	1	69,000
97.	Kanpur Nagar	2013-14	Mahila Mahavidyalaya, Kidwai Nagar, Kanpur Nagar	Kiran Singh	Narendra Singh	SC	342131033047	M.A	2	4,000
98.	Kanpur Nagar	2013-14	A.N.D.Nagar Nigam Mahila Mahavidyalaya Kanpur Nagar	Dipika Saxena	Manoj Kumar Saxena	General	342131037831	B.Com	1	1,549
99.	Kanpur Nagar	2013-14	V.S.S.D. College Kanpur Nagar	Km Shivani Saxena	Manoj Kumar Saxena	OBC	342131037831	B.Sc	2	1,300
100.	Kanpur Nagar	2013-14	Apollo Institute of Technology, Kanpur	Deepak Gupta	Om Prakash Gupta	OBC	342131038724	B.Tech	2	69,000
101.	Kanpur Nagar	2013-14	Mahila Mahavidyalaya, Kidwai Nagar, Kanpur Nagar	Anjali Gupta	Om Prakash Gupta	General	342131038724	B.A	1	1,696
102.	Kanpur Nagar	2013-14	D.B.S. College Kanpur Nagar	Govind Singh	Surjan Singh	OBC	342131040568	B.A	2	1,706
103.	Kanpur Nagar	2013-14	Govt. Polytechnic, Kanpur Nagar	Om Prakash Singh	Surjan Singh	General	342131040568	Polytechnic-Diploma (3 year)	3	10,590
104.	Kanpur Nagar	2013-14	A.N.D. Nagar Nigam Mahila Mahavidyalaya Kanpur Nagar	Rumjhum Jaiswal	Om Prakash Jaiswal	General	342131040886	B.Sc	3	1,458
105.	Kanpur Nagar	2013-14	Harsahay P.G. College Kanpur Nagar	Nakul Jaiswal	Om Prakash Jaiswal	OBC	342131040886	B.Sc	1	4,500
106.	Kanpur Nagar	2013-14	V.S.S.D. College Kanpur Nagar	Neetu Bhardwaj	Subhash	OBC	342131041673	B.A	1	1,300
107.	Kanpur Nagar	2013-14	IC. Nagar Nigam R.B.R.D.I.C., Nawab Ganj Town Kanpur (CB)	Reetu Rani	Subhas Bharadwaj	General	342131041673	Class-11	1	216
108.	Kanpur Nagar	2013-14	Lallu Singh M.V. Imlipur, Kanpur	Anurag Jaiswal	Suneet Jaiswal	OBC	342131041822	B.Sc	1	2,500
109.	Kanpur Nagar	2013-14	IC.Vishav Bharti Balika Gyan Niketan I.C.Go.Nagar Town Kanpur (CB)	Km Gauri Jaiswal	Suneet Jaiswal	General	342131041822	Class-11	1	191
110.	Kanpur Nagar	2013-14	D.B.S.College Kanpur Nagar	Sandeep Giri	Virendra Giri	OBC	342131042501	B.Sc	1	2,386
111.	Kanpur Nagar	2013-14	IC.Nagar Nigam Gandhi Smarak I Town Kanpur (CB)	Manjeet Giri	Virendra Giri	General	342131042501	Class-12	1	230
112.	Kanpur Nagar	2013-14	Armapur P.G. College Kanpur Nagar	Km Jyoti Savita	Lal Bihari	OBC	342131043029	B.A	1	1,227

113.	Kanpur Nagar	2013-14	Ic.Ram Prasad Pal Inter College Maksoodabad,(Tikra) Town Kanpur (CB)	Pooja Savita	Lal Bihari	General	342131043029	Class-11	1	465
114.	Kanpur Nagar	2013-14	D.B.S.College Kanpur Nagar	Jyoti Gupta	Som Shankar Gupta	OBC	342131045062	B.Sc	1	2,206
115.	Kanpur Nagar	2013-14	Guru Nanak Girls P.G. College Kanpur Nagar	Anshika Gupta	Som Shanker Gupta	General	342131045062	B.A	1	1,220
116.	Kanpur Nagar	2013-14	D.A.V.College Kanpur	Shobhit Kumar Gidwani	Jai Ram Das Gidwani	Minority	342131045896	M.A	1	2,082
117.	Kanpur Nagar	2013-14	Ic.B.N.S.D. Chunni Ganj Town Kanpur (CB)	Kapil Gindani	Jayram Das Gindani	General	342131045896	Class-12	1	523
118.	Kanpur Nagar	2013-14	Daya Nand Girls College Kanpur Nagar	Sheetal Gupta	Late Jugul Kishor Gupta	OBC	342131047689	B.A	1	1,605
119.	Kanpur Nagar	2013-14	Ic.B.N.S.D. Chunni Ganj Town Kanpur (CB)	Ashish Gupta	Late Jugul Kishor Gupta	General	342131047689	Class-12	1	530
120.	Kanpur Nagar	2013-14	D.A.V.College Kanpur	Rahul Gupta	Ramesh Chandra Gupta	OBC	342131048715	B.Com	1	1,924
121.	Kanpur Nagar	2013-14	Dr.Ram Manohar Lahia Degree College, Kalyanpur,Kanpur Nagar	Vivek Gupta	Ramesh Gupta	General	342131048715	B.Com	3	3,580
122.	Kanpur Nagar	2013-14	IC.D.N.B. Ic Basant Vihar Town Kanpur (CB)	Arvind Kumar	Kisan Das	OBC	342131052622	Class-12	1	200
123.	Kanpur Nagar	2013-14	Jwala Devi Girls P.G.College Kanpur Nagar	Deepika Richhariya	Kishan Das	SC	342131052622	B.A	2	1,183
124.	Kanpur Nagar	2013-14	Pt.Ram Narain Kanhaya Lal Shukla Balika Degree College, Nankari,Kanpur Nagar	Jyoti Verma	Jugul Kishor	OBC	342131055614	B.A	1	2,450
125.	Kanpur Nagar	2013-14	Kamasi Devi H.S. Nadhia Bujurg Block Shivrajpur	Arti Verma	Jugul Verma	SC	342131055614	Class-12	1	530
126.	Kanpur Nagar	2013-14	IC.Jwala Devi Balika I.C.Anand Bagh Town Kanpur (CB)	Saima	Jameel Ahmad	Minority	342131056486	Class-11	1	270
127.	Kanpur Nagar	2013-14	Jwala Devi Girls P.G.College Kanpur Nagar	Sabreen	Mohd Jameel	General	342131056486	B.A	2	1,423
128.	Kanpur Nagar	2013-14	D.A.V. College Kanpur	Sunny Gupta	Ramesh Chandra Gupta	General	342131057846	B.Sc	3	2,164
129.	Kanpur Nagar	2013-14	IC.G.N.K. Intar Collgae Town Kanpur (CB)	Shubham Gupta	Ramesh Chandra Gupta	OBC	342131057846	Class-12	1	276
130.	Kanpur Nagar	2013-14	Armapur P.G. College Kanpur Nagar	Seema	Ahibaran Singh	SC	342131058554	B.A	3	1,127
131.	Kanpur Nagar	2013-14	Christ Church College Kanpur	Nisha Singh	Ahivaran Singh	Minority	342131058554	B.Sc	1	2,335
132.	Kanpur Nagar	2013-14	A.N.D. Nagar Nigam Mahila Mahavidyalaya Kanpur Nagar	Shalini Devi	Om Prakash	SC	342131063370	B.Sc	1	1,758
133.	Kanpur Nagar	2013-14	IC.D.P.R.Kalyanpur Town Kanpur (CB)	Shivani Devi	Om Prakash	OBC	342131063370	Class-11	1	300
134.	Kanpur Nagar	2013-14	V.S.S.D.College Kanpur Nagar	Vinay Nishad	Satish Chandra Nishad	OBC	342131063520	B.A	1	1,300

135.	Kanpur Nagar	2013-14	Seth Srinivas Agarwal Institute of Engineering And Technology, Kanpur	Atul Kumar Nishad	Satesh Chandra	SC	342131063520	B.Tech	1	85,000
136.	Kanpur Nagar	2013-14	IC Ggic Chunniganj Town Kanpur (CB)	Sapna Chaudhry	Radha Krishn Chaudhry	OBC	342131064080	Class-11	1	222
137.	Kanpur Nagar	2013-14	IC.Nagar Nigam Mahila I.C. Civil Lines Town Kanpur (CB)	Ankita Chaudhary	Radha Krishna Chaudhary	SC	342131064080	Class-11	1	255
138.	Kanpur Nagar	2013-14	Christ Church College Kanpur	Ankit Gupta	Ramgopal Gupta	General	342131064344	B.Sc	2	1,855
139.	Kanpur Nagar	2013-14	IC.Laxmi V.Mandir Inter C. Town Kanpur (CB)	Shivani Gupta	Ramgopal Gupta	OBC	342131064344	Class-12	1	530
140.	Kanpur Nagar	2013-14	B.N.D.College Kanpur Nagar	Aniket Singh	Rakesh Kumar Singh	OBC	342131067267	B.Sc	2	2,000
141.	Kanpur Nagar	2013-14	Juhari Devi Girls P.G. College Kanpur Nagar	Km Ayushi Singh	Rakesh Singh	General	342131067267	B.A	1	1,182
142.	Kanpur Nagar	2013-14	D.A.V.College Kanpur	Rakhi Lata Gupta	Rajendra Kumar Gupta	OBC	342131070613	M.Com	2	2,182
143.	Kanpur Nagar	2013-14	Mahila Mahavidyalaya, Kidwai Nagar, Kanpur Nagar	Km Rashmi Gupta	Rajendra Gupta	General	342131070613	B.A	2	1,596
144.	Kanpur Nagar	2013-14	A.N.D.Nagar Nigam Mahila Mahavidyalaya Kanpur Nagar	Sana Nafees	Nafees Ahmad	Minority	342131070919	B.A	3	978
145.	Kanpur Nagar	2013-14	A.N.D.Nagar Nigam Mahila Mahavidyalaya Kanpur Nagar	Shazia Nafees	Nafees Ahmad	Minority	342131070919	B.A	3	978
146.	Kanpur Nagar	2013-14	Kanpur Vidya Mandir Mahila Mahavidyalaya Kanpur Nagar	Sayma Nafees	Nafees Ahmad	General	342131070919	B.A	1	756
147.	Kanpur Nagar	2013-14	Maa Sheetla Devi T.N.Mahila Degree College, Aroul. Kanpur Nagar	Rohit Yadav	Om Veer	General	342131071888	B.Sc	1	5,000
148.	Kanpur Nagar	2013-14	IC.Maharana Pratap Inter Coolge Mandhana Block Kalayanpur	Sadhana	Om Veer Yadav	OBC	342131071888	Class-12	1	265
149.	Kanpur Nagar	2013-14	D.A.V.College Kanpur	Sandeep Sahu	Virendra Sahu	Minority	342131071962	B.Com	3	1,924
150.	Kanpur Nagar	2013-14	D.A.V.College Kanpur	Naveen Sahu	Virendra Sahu	OBC	342131071962	B.Com	2	1,824
151.	Kanpur Nagar	2013-14	Maharana Pratap Engineering College, Mandhana, Kanpur -209217	Raghvendra Singh	Rajesh Kumar Singh	SC	342131072871	MCA	1	79,200
152.	Kanpur Nagar	2013-14	Chitra Degree College,Naubasta, Kanpur Nagar	Jyoti Singh	Rajesh Kumar Singh	General	342131072871	B.Sc	2	5,000
153.	Kanpur Nagar	2013-14	D.B.S.College Kanpur Nagar	Km Seemu Devi	Mukesh Kumar	OBC	342131075240	B.A	2	1,526
154.	Kanpur Nagar	2013-14	Banshi College of Education, Mohammadpur, Bithoor, Kanpur Nagar	Ajay Kumar	Mukesh Kumar	SC	342131075240	B.B.A	1	35,500
155.	Kanpur Nagar	2013-14	IC.Juhari Devi G Canal Road Town Kanpur (CB)	Km Anshu Mishra	Pancham Mishra	General	342131077620	Class-11	1	72
156.	Kanpur Nagar	2013-14	IC.B.N.S.D. Chunni Ganj Town Kanpur (CB)	Himanshu Misra	Pancham Misra	OBC	342131077620	Class-11	1	465
157.	Kanpur Nagar	2013-14	Vision Institute of Technology, Kanpur	Shailesh Kumar	Raj Kishor	SC	342131078340	B.Tech	3	59,700

158.	Kanpur Nagar	2013-14	IC. Shankara Nand IC. Railway Station Fufwar Block Sarsaul	Km Kamini	Rajkishor	OBC	342131078340	Class-11	1	465
159.	Kanpur Nagar	2013-14	Shankara Nand Degree College, Fufuwar, Kanpur Nagar	Shalini Devi	Raj Kishor	SC	342131078340	B.A	3	3,000
160.	Kanpur Nagar	2013-14	IC. Scholars Playways IC. Govind Town Kanpur (CB)	Puja Verma	Balveer Verma	OBC	342131080526	Class-11	1	192
161.	Kanpur Nagar	2013-14	IC. Arya Kanya I.C. Govindnagar Town Kanpur (CB)	Rashmi Verma	Balbeer	SC	342131080526	Class-12	1	530
162.	Kanpur Nagar	2013-14	D.B.S.College Kanpur Nagar	Amit Kumar	Shiv Shanker Sharma	OBC	342131082623	B.A	2	1,706
163.	Kanpur Nagar	2013-14	IC.Shakti Sewa Dal I.C.Shastrri Nagar Town Kanpur (CB)	Roshni Sharma	Shiv Shanker Sharma	General	342131082623	Class-11	1	192
164.	Kanpur Nagar	2013-14	IC.B.N.S.D. Chunni Ganj Town Kanpur (CB)	Pushkar Nath	Suraj Nath	OBC	342131083213	Class-11	1	465
165.	Kanpur Nagar	2013-14	IC. Ma Kasturba Girls I.C. Benajhabar Town Kanpur (CB)	Km Preeti Devi	Suraj Nath	SC	342131083213	Class-11	1	191
166.	Kanpur Nagar	2013-14	Brashpati Degree College,Kidwai Nagar, Kanpur Nagar	Suman	Ashok Kumar	OBC	342131083363	B.A	2	2,759
167.	Kanpur Nagar	2013-14	IC. Dr. Chirnji Lal Rastriya Kidwainagar Town Kanpur (CB)	Subham Jaiswal	Ashok Kumar Jaiswal	SC	342131083363	Class-12	1	530
168.	Kanpur Nagar	2013-14	IC. Shakti Sewa Dal I.C. Shastrri Nagar Town Kanpur (CB)	Shalu Verma	Gyasi Prasad Verma	General	342131084622	Class-11	1	192
169.	Kanpur Nagar	2013-14	IC.Shakti Sewa Dal I.C.Shastrri Nagar Town Kanpur (CB)	Neel Verma	Gyasi Prasad	SC	342131084622	Class-11	1	192
170.	Kanpur Nagar	2013-14	Armapur P.G. College Kanpur Nagar	Anurag Verma	Keshav Prasad Singh	SC	342131084646	B.Com	3	1,407
171.	Kanpur Nagar	2013-14	IC. Scholars Playways IC. Govind Town Kanpur (CB)	Anjali Verma	Kashaw Prasad Verma	General	342131084646	Class-12	1	262
172.	Kanpur Nagar	2013-14	V.S.S.D. College Kanpur Nagar	Sandhya Nishad	Susheel	OBC	342131087713	B.A	2	1,300
173.	Kanpur Nagar	2013-14	Seth Srinivas Agarwal Institute of Engineering and Technology, Kanpur	Rahul Nishad	Susheel Chandra Nishad	SC	342131087713	B.Tech	1	85,000
174.	Kanpur Nagar	2013-14	Daya Nand Girls College Kanpur Nagar	Monika Rathore	Ramesh Chandra Rathore	Minority	342131089154	B.A	2	1,505
175.	Kanpur Nagar	2013-14	Daya Nand Girls College Kanpur Nagar	Shalini Rathore	Ramesh Chandra Rathore	OBC	342131089154	B.A	2	1,505
176.	Kanpur Nagar	2013-14	Rooprani Sukhnandan Singh Degree College, Naubasta, Kanpur Nagar	Usha Sharma	Ganga Prasad	General	342131089193	B.Sc	1	3,500
177.	Kanpur Nagar	2013-14	IC. Narmada Devi IC. Rajiv Vihar Town Kanpur (CB)	Ram Vishal Sharma	Ganga Prasad Sharma	OBC	342131089193	Class-12	1	10
178.	Kanpur Nagar	2013-14	Mahila Mahavidyalaya, Kidwai Nagar, Kanpur Nagar	Sarita Devi	Ram Kishor	SC	342131089531	B.A	3	1,598
179.	Kanpur Nagar	2013-14	IC. Daya Nand Saraswati I.C. Town Kanpur (CB)	Km Lalita Devi	Ram Kishor	OBC	342131089531	Class-11	1	465

180.	Kanpur Nagar	2013-14	S.S. Degree College, Meharban Singh Purva, Kanpur Nagar	Rehana Anjum	Shafik Mohammad	Minority	342131090977	B.A	1	2,500
181.	Kanpur Nagar	2013-14	S.S. Degree College, Meharban Singh Purva, Kanpur Nagar	Tarana Anjum	Shafik	OBC	342131090977	B.A	1	2,500
182.	Kanpur Nagar	2013-14	IC. B.P.M.G. Inter College Mandhana Block Kalayanpur	Km Rume Bano	Mo Anvar	Minority	342131094221	Class-12	1	25
183.	Kanpur Nagar	2013-14	IC. B.P.M.G. Inter College Mandhana Block Kalayanpur	Roji	Mohammad Anwar	OBC	342131094221	Class-12	1	25
184.	Kanpur Nagar	2013-14	D.A.V.College Kanpur	Saurabh Kumar	Raj Kumar	OBC	342131095513	B.Sc	1	2,744
185.	Kanpur Nagar	2013-14	IC.B.N.S.D. Chunni Ganj Town Kanpur (CB)	Deepak Kumar	Raj Kumar	SC	342131095513	Class-11	1	465
186.	Kanpur Nagar	2013-14	D.B.S.College Kanpur Nagar	Jai Prakash Kesharwani	Sajan Lal	General	342131096972	B.A	2	1,706
187.	Kanpur Nagar	2013-14	IC. Smt. Maya Devi Balika, Govind Nagar Town Kanpur (CB)	Arti Kesharwani	Sajan Kesharwani	OBC	342131096972	Class-11	1	465
188.	Kanpur Nagar	2013-14	IC. J.N.P.N. Inter College Naubasta Town Kanpur (CB)	Reetu Singh	Shiv Sagar Singh	General	342131097568	Class-12	1	530
189.	Kanpur Nagar	2013-14	Dayanand Danku Paraga Gyanodaya Degree College, Murlipur, Bhitargaun, Kanpur Nagar	Ekta Singh	Shiv Sagar Singh	OBC	342131097568	B.Sc	3	900
190.	Kanpur Nagar	2013-14	IC. B.P. Gupta Balika IC. Govindn Town Kanpur (CB)	Lata Rajput	Ramesh Rajput	SC	342131098671	Class-12	1	1
191.	Kanpur Nagar	2013-14	IC. Khalsa Balika Inter College Govind Nagar Town Kanpur (CB)	Soni Rajput	Ramesh Rajput	OBC	342131098671	Class-12	1	530
192.	Kanpur Nagar	2013-14	Chandrashekhar Azad Degree College, Kishan Nagar Road, Jamu, Kanpur Nagar	Vikas Sahu	Birendra Sahu	OBC	342131098702	B.Sc	1	5,000
193.	Kanpur Nagar	2013-14	Chandrashekhar Azad Degree College, Kishan Nagar Road, Jamu, Kanpur Nagar	Km Puja Devi	Birendra Kumar	SC	342131098702	B.A	2	3,400
194.	Kanpur Nagar	2013-14	Azad Mahavidyalay Bari Bhitargaon	Km Jyotsana	Mahesh Chandra	General	342131103695	B.A	1	3,500
195.	Kanpur Nagar	2013-14	IC.Govt.G.I.C Singhpur Town Kanpur (CB)	Upma Nishad	Mahesh Chandra	OBC	342131103695	Class-11	1	465
196.	Kanpur Nagar	2013-14	Apollo Institute of Technology, Kanpur	Sagar Soni	Ravindra Kumar	OBC	342131105087	B.Tech	1	69,000
197.	Kanpur Nagar	2013-14	Armapur P.G. College Kanpur Nagar	Mini Gupta	Ravindra Kumar Gupta	General	342131105087	B.A	3	1,127
198.	Kanpur Nagar	2013-14	Pranveer Singh Institute of Technology , Kanpur	Ravi Kumar Gupta	Harishankar Gupta	OBC	342131105561	B.Tech	4	75,300
199.	Kanpur Nagar	2013-14	S.J. Degree College. Ramaipur, Kanpur Nagar	Deepak Gupta	Hari Shankar Gupta	General	342131105561	B.Sc	1	3,500
200.	Kanpur Nagar	2013-14	Prakash Vidya Mandir Mahila Degree College	Guriya Singh	Ram Kishun Singh	General	342131108835	B.A	2	3,000
201.	Kanpur Nagar	2013-14	Seth Srinivas Agarwal Institute of Engineering and Technology, Kanpur	Santosh Singh	Ram Kishun Singh	SC	342131108835	B.Tech	1	85,000
202.	Kanpur Nagar	2013-14	IC.Saraswati Balika Vijay Nagar Town Kanpur (CB)	Km Shweta Chandel	Vasu Deo	SC	342131110353	Class-11	1	60

203.	Kanpur Nagar	2013-14	Sarashwati Mahila Degree College, Vijay Nagar, Kanpur Nagar	Komal Chandel	Wasu Dev	General	342131110353	B.A	2	2,500
204.	Kanpur Nagar	2013-14	P.P.N.College Kanpur Nagar	Rajat Verma	L N Verma	OBC	342131114908	M.Sc	1	1,233
205.	Kanpur Nagar	2013-14	Krishna Girls Engineering College, Kanpur	Rupal Verma	Laxmi Narayan Verma	SC	342131114908	B.Tech	2	83,800
206.	Kanpur Nagar	2013-14	Kanpur Vidya Mandir Mahila Mahavidyalaya Kanpur Nagar	Samreen	Moshin Raza	General	342131116635	B.A	2	606
207.	Kanpur Nagar	2013-14	Kanpur Vidya Mandir Mahila Mahavidyalaya Kanpur Nagar	Hina Rizvi	Mohsin Raza	Minority	342131116635	B.A	2	606
208.	Kanpur Nagar	2013-14	D.B.S. College Kanpur Nagar	Divya Gupta	Sunil Kumar Gupta	General	342131120411	B.A	3	1,526
209.	Kanpur Nagar	2013-14	IC.Khalsa Balika Inter College Govind Nagar Town Kanpur (CB)	Deepika Gupta	Sunil Kumar Gupta	OBC	342131120411	Class-12	1	530
210.	Kanpur Nagar	2013-14	Lallu Singh M.V. Implipur, Kanpur	Shiv Sagar Gupta	Bhagwati Prasad Gupta	OBC	342131125376	B.A	1	2,000
211.	Kanpur Nagar	2013-14	IC. Daya Nand Sarswati I.C. Town Kanpur (CB)	Jyoti Gupta	Bhagwati Prasad Gupta	General	342131125376	Class-12	1	530
212.	Kanpur Nagar	2013-14	S.N. Sen Mahila P.G. College Kanpur Nagar	Mansi Gupta	Roop Chandra Gupta	OBC	342131127475	B.A	3	1,620
213.	Kanpur Nagar	2013-14	S.N. Sen Mahila P.G. College Kanpur Nagar	Nishi Gupta	Roop Chandra	General	342131127475	B.A	2	1,620
214.	Kanpur Nagar	2013-14	D.B.S. College Kanpur Nagar	Nibha Singh	Raj Nandan Singh	OBC	342131132163	B.A	3	1,526
215.	Kanpur Nagar	2013-14	Rooprani Sukhnandan Singh Degree College, Naubasta, Kanpur Nagar	Sneha	Rajnandan	General	342131132163	B.Sc	2	3,500
216.	Kanpur Nagar	2013-14	V.S.S.D. College Kanpur Nagar	Shivani Gupta	Babu Lal Gupta	General	342131136032	B.A	2	1,300
217.	Kanpur Nagar	2013-14	V.S.S.D. College Kanpur Nagar	Dileep Gupta	Baboo Lal Gupta	OBC	342131136032	B.Sc	3	1,300
218.	Kanpur Nagar	2013-14	Banshi College of Management Studies, Bithoor Kanpur.	Reshav Jaiswal	Ashok Jaeswal	SC	342131137371	PGDM	1	91,600
219.	Kanpur Nagar	2013-14	Guru Nanak Girls P.G. College Kanpur Nagar	Preeti Jaiswal	Ashok Kumar Jaiswal	OBC	342131137371	B.A	1	1,220
220.	Kanpur Nagar	2013-14	Daya Nand College of Law, Kanpur Nagar	Kanchan Bala	Umesh Narayan	OBC	342131156929	L.L.B	2	3,359
221.	Kanpur Nagar	2013-14	Daya Nand College of Law, Kanpur Nagar	Udit Narain Srivastava	Umesh Narain Srivastava	General	342131156929	L.L.B	2	3,407
222.	Kanpur Nagar	2013-14	Lallu Singh M.V. Implipur, Kanpur	Akanksha Pandey	Shiv Prakash Pandey	General	342131157248	B.Sc	1	2,500
223.	Kanpur Nagar	2013-14	IC.Kaushalya Devi Balika, Kidwai Nagar Town Kanpur (CB)	Deeksha Pandey	Shiv Prakash Pandey	Minority	342131157248	Class-12	1	530
224.	Kanpur Nagar	2013-14	D.B.S.College Kanpur Nagar	Shailendra Kumar	Naresh Kumar	OBC	34312114261	B.A	2	1,706
225.	Kanpur Nagar	2013-14	IC. Nagar Nigam Gandhi Smarak I Town Kanpur (CB)	Sangeet Kumar	Naresh Kumar	General	34312114261	Class-12	1	230
226.	Kanpur Nagar	2013-14	IC.Jaggannathji Girija Shankar Shukla IC. Behta Bujurg Block Bhitargaon	Ashwani Kumar	Ram Prasad	OBC	343131007417	Class-12	1	443
227.	Kanpur Nagar	2013-14	IC. Pt. Beni Singh Bharat IC. Block Bhitargaon	Neeraj Kumar	Ram Parsad	SC	343131007417	Class-12	1	265



228.	Kanpur Nagar	2013-14	Purshottam Shree Ram Degree College Nandana Patarsa Kanpur	Km Mamata Devi	Badlu Prasad	OBC	343131013820	B.A	2	3,000
229.	Kanpur Nagar	2013-14	IC. Nehru Intar Collage Patara Block Patara	Nagesh Chauhan	Badlu Chauhan	General	343131013820	Class-12	1	520
230.	Kanpur Nagar	2013-14	Shri Narayan Singh Mahavidhyalaya, Barigaon, Bhitargaon, Kanpur	Anita	Baboo	SC	343131017694	B.A	2	700
231.	Kanpur Nagar	2013-14	IC. Kamakhya Devi I.C. Raypur Block Patara	Vineeta	Babu	OBC	343131017694	Class-11	1	465
232.	Kanpur Nagar	2013-14	P. Mahatma Gandhi IC. Chawar Block Patara	Rohit Kumar	Arun Kumar	General	343131018811	Class-12	1	530
233.	Kanpur Nagar	2013-14	IC Surya IC Block Ghatampur	Sapna Mishra	Arun Kumar	Minority	343131018811	Class-11	1	465
234.	Kanpur Nagar	2013-14	Kaptan Sukhwashi Singh Smarak Janta Degree College Ghatampur Kanpur Nagar	Manju Kumari	Kamlesh Kumar	Minority	343131018847	B.A	1	2,500
235.	Kanpur Nagar	2013-14	K.M.Collage of Education Muiya Kanpur	Tanveer	Kamlesh	SC	343131018847	B.Sc	2	2,500
236.	Kanpur Nagar	2013-14	IC.Adarsh Kalindi Kotra Makranpur Block Ghatampur	Hina	Munna Siddiki	Minority	343131022787	Class-11	1	465
237.	Kanpur Nagar	2013-14	IC.Adarsh Kalindi Kotra Makranpur Block Ghatampur	Fareed Ahmad	Munna Siddiqi	OBC	343131022787	Class-12	1	200
238.	Kanpur Nagar	2013-14	Kaptan Sukhwashi Singh Smarak Janta Degree College Ghatampur Kanpur Nagar	Jyoti Gupta	Ramesh Gupta	OBC	343131023465	B.A	2	2,500
239.	Kanpur Nagar	2013-14	IC. Capt.S.S.D.Janta Inter Coll Town Ghatampur (MB)	Pooja Gupta	Ramesh Chandra Gupta	General	343131023465	Class-11	1	465
240.	Kanpur Nagar	2013-14	Kaptan Sukhwashi Singh Smarak Janta Degree College Ghatampur Kanpur Nagar	Km Geeta Devi Yadav	Ram Bilas Yadav	OBC	38112113203	B.A	2	2,500
241.	Kanpur Nagar	2013-14	IC. Dr Uttam Kumar Dewedi Durauli Ghatmapur Town Ghatampur (MB)	Ram Balak	Ram Vilas	SC	38112113203	Class-12	1	265
<b>Total</b>				<b>241</b>						<b>16,84,429</b>

### Appendix-2.5.14

#### Details of different fee reimbursed for same course

(Reference: Paragraph no. 2.5.7.3 (v); page no. 102)

Sl. No.	District	Session	Name of Institution	Course Name	Course Year	Detail of different fee reimbursed for the same course		
						Category	Fee Charged	No. of Students
1.	Banda	2013-14	Kali Charan Nigam Institute of Technology Banda UP 210001	B.Tech	4	General	3,450	2
							76,950	3
						SC	3,450	5
							76,950	8
2.	Barabanki	2012-13	Sagar Institute of Technology & Management, Barabanki-225001 U.P., INDIA	B.Tech	4	General	27,500	2
							31,700	26
						OBC	55,000	2
							63,400	38
3.	Deoria	2013-14	Ram Gulam Rai Mahavidyalaya Bankata Shiv Sallahpur Deoria	B.Ed	1	General	5,000	7
							51,250	13
						OBC	5,000	3
							51,250	3
4.	Ghaziabad	2013-14	Reliable Institute of Management & Technology Morta Gzb.	B.B.A	2	SC	7,000	1
							20,040	18
5.	Ghaziabad	2012-13	Bhagwati Institute of Technology & Science, Ghaziabad	MBA	1	SC	30,000	2
							36,000	56
6.	Ghaziabad	2012-13	K.S. Jain Institute of Engineering & Technology, Modinagar (Ghaziabad)	MBA	1	SC	4,000	2
							23,050	34
7.	Kanpur	2013-14	Kanpur Institute Of Technology, Kanpur	B.Tech	3	General	46,100	2
							73,200	86
						SC	46,100	3
							73,200	25

### Appendix-2.5.15

#### Details of charging different fee for same course

(Reference: Paragraph no. 2.5.7.3(v); page no. 102)

Sl. No	District	2010-11	2011-12	2012-13	2013-14	Total
1.	Banda	90	90	63	114	357
2.	Barabanki	119	183	62	51	415
3.	Deoria	199	194	51	94	538
4.	Ghaziabad	611	722	156	220	1,709
5.	Kanpur Nagar	534	704	177	353	1,768
<b>Total</b>						<b>4,787</b>

## Appendix-2.5.16

### Details showing Systematic Lapses resulting in misappropriation of Government funds

(Reference: Paragraph no. 2.5.7.5; page no. 104)

Test-check of records of DBCWO, Barabanki revealed that against ₹ 52.27 lakh<sup>1</sup> only ₹ 31.92 lakh, which could not be credited in students account was refunded by Bank of Baroda, Company Bagh branch, Barabanki (BOB) in June 2013. The records further revealed that:

- against ₹ 31.92 lakh, ₹ 9.50 lakh<sup>2</sup> was fraudulently issued to Bank of India, Safedabad branch, Barabanki on 16-08-2013 by Shri Satyendra Kumar, Group 'D' staff of DBCWO, Barabanki with the direction to credit the funds in the account of 11 students @ ₹ 0.80 lakh per student. The bank credited ₹ 8.80 lakh in the accounts of 11 students of Seth Vishambhar Nath Institute of Engineering & Technology, Barabanki and balance amount of ₹ 0.70 lakh was refunded<sup>3</sup> to DBCWO.

- Similarly, another letter was issued by the said staff on 06.09.2013 to BOB with the request to re-issue the cheques of ₹ 9.50 lakh<sup>4</sup> in favour of Bank of India, Safedabad branch, Barabanki (BOI). BOB issued revised cheque No. 251073 dated 21.10.2013 of ₹ 9.50 lakh in favour of BOI and handed the cheques to the said staff without authority. The said cheque was issued to BOI on the same day with a list of 13 students in favour of whom the amount was to be credited. The remaining bankers cheques of ₹ 12.92 lakh was lying with DBCWO (May 2015). Against the fraudulent payment of ₹ 18.30 lakh, recovery of ₹ 13.60 lakh was made (December 2014) from 17 students while remaining amount of ₹ 4.70 lakh was yet to be recovered. Although, recovery of ₹ 13.60 lakh was made in the form of bankers' cheques but was not deposited in Government account. We also found that the dispatch register for the year 2012-13 had various blank numbers which could be used for backdating etc.

- Both the banks violated the provisions of Negotiable Instruments Act and entertained the fraudulent letter which was not only irregular but also indicated the doubtful role of bank officials. Response from BOB is awaited.

In reply it was stated by DBCWO, Barabanki that FIR was lodged against the staff by the then DBCWO and the matter is under investigation. It was further stated that as notional account was closed in the past, the drafts/cheques received are kept in the office and directives for its disposal were awaited, from the Directorate of Backward Classes.

Reply of DBCWO is evasive as various cheques of past years which were received were not deposited. Thus, due to casual approach the Government fund of ₹ 27.22 lakh was kept out of Government account for past 3-4 years.

<sup>1</sup> Cheque No. 339521 dated 16-05-2013.

<sup>2</sup> Cheque No. 250889 dated 12.06.2013.

<sup>3</sup> DD No. 11023 dated 17.09.2013.

<sup>4</sup> Cheque No. 250890 dated 12.06.2013.

**Appendix-2.5.17****Details showing status of retention of students in next session/year of the course**  
(Reference: Paragraph no. 2.5.8; Page no. 104)

Sl. No.	District	No of courses	Year of admission in first year	No of students in first year for which demand was raised	Year of admission in second year	No of students in second year for which demand was raised	Percentage of students who obtained admission in second year
1.	Barabanki	12	2011-12	1,044	2012-13	422	15 – 50
2.	Barabanki	14	2012-13	620	2013-14	263	26 – 50
3.	Kanpur Nagar	10	2010-11	435	2011-12	114	9 – 50
4.	Kanpur Nagar	33	2011-12	3,109	2012-13	870	1 – 50
5.	Kanpur Nagar	23	2012-13	1,981	2013-14	644	7 – 50
6.	Ghaziabad	21	2010-11	275	2011-12	100	9 – 50
7.	Ghaziabad	44	2011-12	1,492	2012-13	544	10 – 50
8.	Ghaziabad	53	2012-13	2,108	2013-14	598	5 – 50
<b>Total</b>				<b>11,064</b>		<b>3,555</b>	<b>32.13</b>

(Source: Analysis of demand data for 2010-11, 2011-12, 2012-13 and 2013-14)

Note: The result of audit on trends observation is based on the analysis of professional courses.

**Appendix-2.5.18****List of records/data not produced to Audit**

(Reference: Paragraph no. 2.5.9; page no. 105)

Sl. No.	Name of the records/data	Status
1.	Cash Book for the period of 2010-14.	Only DBCWO, Kanpur Nagar furnished the Cash Book for the year 2013-14.
2.	Reconciliation statement of notional account for the period of 2010-14.	No sampled district furnished the reconciliation statement.
3.	File Index Register pertaining to the period of 2010-14.	No district furnished the Register.
4.	Record of black listed and debarred students for the period of 2010-14.	No district furnished the relevant records.
5.	Budget allocation and expenditure for the period 2010-14.	Not provided by Kanpur Nagar for ST category for 2010-11 & 2011-12.
6.	Payment data.	Not furnished by the following districts with periods: 1- Barabanki : 2010-11, 2- Kanpur Nagar: 2010-11 and 2011-12; and 3- Banda: 2010-11, 2011-12 and 2012-13
7.	Data related to students studying outside the state during 2010-14.	No district furnished such demand and payment data.
8.	Master File of course details of Institutes for 2010-14.	No district furnished the Master File.
9.	Monitoring and Inspection Reports of 2010-14.	Barabanki, Ghaziabad and Banda of the five districts did not furnish any report. Deoria and Kanpur Nagar furnished incomplete details/reports.

Note: No records were produced by DMWOs, Kanpur Nagar and Ghaziabad of reimbursement of fee for 2010-14.

**Appendix-2.5.19****List of audit memos for which replies were not furnished***(Reference: Paragraph no. 2.5.9; page no. 105)*

<b>Sl. No.</b>	<b>Issues</b>	<b>District</b>	<b>Department/Entities</b>
1.	Year-wise and category-wise no. of students and amount of fee reimbursed.	Barabanki	DSWO for ST Category for the period of 2010-14. DBCWO for OBC Category for the period of 2010-14. DMWO for Minority Category for the period 2010-14.
		Kanpur Nagar	DSWO for SC, ST and General Category for 2010-14.
		Ghaziabad and Banda	DSWO for ST Category for the period of 2010-14. DMWO for Minority Category for the period of 2010-14.
2.	Details of amount of cheques credited in students' accounts, amounts returned by banks.		None of the test-checked districts.
3.	Year-wise closing balances of notional accounts for 2010-14.		None of the test-checked districts.
4.	List of files of fee-reimbursement Schemes as per file index register for 2010-14.		None of the test-checked districts.
5.	Replies to audit memos related to various duplicate parameters like income and caste certificates, high school roll no., bank a/c no, dual courses, change of course in next session, non-maintenance of vital records etc.		None of the test-checked districts furnished appropriate/complete replies.

### Appendix-2.6.1

#### List of services notified under UP Janhit Guarantee Adhiniyam, 2011 in five Departments

(Reference: Paragraph No. 2.6.1; Page no. 108)

(Gazette Notification No.: 2198/1-14-2010-33-(100)-2010 T.C.-III Dated Lucknow January 15, 2011 & No.: 1884/1-14-2011-33-(100)-2010 T.C.-I Dated Lucknow September 19, 2011)

Sl. No.	Name of Department	Number of services notified	Type of services
1.	Revenue Department	06	1. Caste Certificates 2. Income Certificates, 3. Domicile Certificates, 4. Uncontested Mutation of land, 5. Kisan Bahi (original) 6. Kisan Bahi (duplicate)
2.	Nagar Vikas	04	1. Uncontested Mutation of property in Nagar Nigam Area; 2. New connection of water supply in Nagar Nigam Area; 3. Birth/Death certificates in Nagar Palika Parishad/ Nagar Panchayat Areas 4. Birth/Death certificates in Nagar Nigam Area.
3.	Medical & Health Department	01	1. Disability certificate
4.	Food & Civil Supplies Department	02	1. Issue of new APL ration card (Urban area) 2. Issue of new APL ration card (Rural area)
5.	Transport Department	04	1. Issuance of duplicate copy of driving license; 2. Issuance of duplicate copy of conductor license; 3. Issuance of duplicate copy of registration certificate; and 4. Issuance of duplicate copy of permit.
<b>Total</b>		<b>17</b>	

## Appendix 2.6.2

### Statement showing Department-wise list of services notified under UP Janhit Guarantee Adhiniyam, 2011

(Reference: Paragraph No. 2.6.1, 2.6.2, 2.6.5, 2.6.6; Page no. 108, 109, 111 )

Sl. No.	Name of the department	Number of services	Name of services
	For All Departments	10	1. Decision on the Sanction of Pensions, 2. Decision on the Sanction of GPF 3. Decision on the Sanction of Medical Leaves 4. Decision on the Sanction of Medical reimbursements (after technical and inevitability scrutiny) 5. Decision on the Sanction of Provisional Pensions 6. Decision on the Sanction of Earned Leaves 7. Decision on the Payment of Pay 8. Decision on the Confidential Entries 9. Decision on the Assured Carrier promotions 10. Decision (in general matters) on the appointment of dependents of the deceased
1	Revenue Department	6	1. Caste Certificate 2. Income Certificate 3. Domicile Certificate 4. Uncontested Mutation of land 5. Kisan Bahi (Original) 6. Kisan Bahi (Duplicate copy)
2	Nagar Vikas	4	1. Transfer of undisputed land in urban areas 2. New water connection in urban areas 3. Birth & death certificates in Nagar Palika/ Nagar Panchayat Areas 4. Birth & death certificates in Nagar Nigam Areas
3	Food & Civil Supply	2	1. Issue of New APL Ration card (Urban Areas) 2. Issue of New APL Ration card (Rural Areas)
4	Transport	4	1. Issuance of duplicate copy of driving license; 2. Issuance of duplicate copy of conductor license; 3. Issuance of duplicate copy of registration certificate; and 4. Issuance of duplicate copy of permit.
5	Power Department	04	1. Decision on the new power connections:- (i) Decision on the new residential power connection. (ii) Decision on the new commercial power connection. 2. Decision on the replacement of defunct metre. 3. Decision on the payment of compensation for electrical accidents. 4. Decision on the replacement of burnt defunct transformers Urbans.
6	Small Industries	1	1. Decision on the inclusion of registration service
7	Labour Department	2	1. Decision on the registration of labourers 2. Decision on the registration of establishment

8	Excise Department	4	<ol style="list-style-type: none"> <li>1. Decision on the supply of rectified spirit to school/college</li> <li>2. Decision on the export of narcotic medicine (for disease)</li> <li>3. Decision on the issuance of occasional Bar License</li> <li>4. Decision on the issuance of sacramental wine</li> </ol>
9	Education Department (Secondary Education)	9	<ol style="list-style-type: none"> <li>1. Decision on the issuance of Original certificates</li> <li>2. Decision on the issuance of duplicate certificate</li> <li>3. Decision on the issuance of Original Mark Sheet</li> <li>4. Decision on the issuance of duplicate Mark Sheet.</li> <li>5. Decision on the issuance of corrected Certificate</li> <li>6. Decision on the issuance of corrected Mark Sheet</li> <li>7. Decision on the disposal of cancelled examination result</li> <li>8. Decision on the With-held results</li> <li>9. Decision on the rectification of incomplete/wrong results</li> </ol>
10	Medical and Health	9	<ol style="list-style-type: none"> <li>1. Disability Certificate</li> <li>2. Decision on Medico-Legal Certificate(Injury)</li> <li>3. Decision on Death Certificate for people dying in the hospital</li> <li>4. Decision on Age Certificate</li> <li>5. Decision on illness and fitness certificate</li> <li>6. Decision on registration of Nursing Home</li> <li>7. Decision on the Immunization Certificate</li> <li>8. Decision on the payment for unsuccessful Family Planning</li> <li>9. Decision on the technical scrutiny and inevitability certificate for medical reimbursement</li> </ol>
11	Women Welfare Department	4	<ol style="list-style-type: none"> <li>1. Decision on widow's Pension</li> <li>2. Decision on legal assistance financial relief to women harassed for dowery</li> <li>3. Marital Prize:- (i) Decision on aid for marriage of widowed/helpless daughters, on marriage with widow</li> <li>4. Decision on providing nutrition's to teenage girls</li> </ol>
12	Registration Department	1	<ol style="list-style-type: none"> <li>1. Decision on the return of registration papers</li> </ol>
13	Public Works Department	3	<p>(i) Decision on sending report under road side control</p> <p>(ii) Registration of contractors:-</p> <ol style="list-style-type: none"> <li>1. Decision on sending records for verification after having been provided by contractors</li> <li>2. Decision on registration/renewal (According to the Registration Rules 1982) on receipt of all records after verification.</li> </ol>
14	Weight and Measurement Department	6	<ol style="list-style-type: none"> <li>1. Decision on issuance of Manufacturer Permit for manufacturing instruments of weights and measurement for weighing and measuring</li> <li>2. Decision on issuance of trader's permit for sales of instrument for weighing</li> <li>3. Decision on issuance of Repairer Permit for repair of instruments of instruments of weight and measurement for weighing of measuring</li> </ol>



			4. Decision on renewal of Manufacturer Permit for instrument of weighing and measuring
			5. Decision on renewal of trader's Permit for instruments of weight and measurement for weighing and measuring
			6. Decision on renewal of Repairer permit for instruments of weight and measurement for weighing and measuring
15	Social Welfare	5	1. Decision on Old Age Pension
			2. Decision on family Benefit Scheme
			3. Decision on information of molestation Scheduled Caste/Scheduled Tribe
			4. Decision on complaint of scholarship for Scheduled Caste/Scheduled Tribe
			5. Decision on Rani Laxmi Bai Pension Scheme
16	Animal Husbandry Department	1	1. Decision on registration of cow sheds run by voluntary institutions (Non-Governmental Organizations)
17	Housing and Urban Planning Department	8	1. Decision on approval of Map for Residential Building:- (i) Group Housing (ii) Single Housing
			2. Decision on approval of Map for non-Residential Building
			3. Decision on Mutation of Properties
			4. Decision on registration of properties
			5. Decision on the refund of deposit of allottee
			6. Decision on the composition of the houses
			7. Decision on rendering Plots/Houses (Except Nazul Land) into free hold
			8. Decision on getting duplicate copy of orders
18	Agriculture Department	4	1. Decision on issuance of Authority letter for sale of fertilizer
			2. Decision on issuance of Authority letter of sale of seeds
			3. Decision on issuance of License letter for Agriculture protection chemicals
			4. Decision on providing result of soil testing
19	Technical Education	5	1. Decision on the payment of pension/gratuity and other dues payable to teachers and non-teaching employees working in government aided polytechnic institutions
			2. Decision on final payment of General Provident Fund dues to teachers and non-teaching employees working in government aided polytechnic institutions
			3. Decision on providing Diploma certificates to students who studied in Polytechnic institutions and passed in the final year
			4. Decision on the refund of caution money /security of the students
			5. Decision on the declaration of results of Back Papers and scrutiny
20	Rural Development Department	1	1. Decision on providing employment to unskilled laborers under Mahatma Gandhi National Rural Employment programme
21	Dairy Development Department	1	1. Decision on registration of Dairy committees
22	Horticulture Department	5	1. Decision on registration of fruit. Nurseries established in private sectors under the Uttar Pradesh fruit Nurseries (Regulation) Act 1976.

			2. Decision of renewal of registered of nurseries
			3. Decision on issuance of permit for construction of cold storages under the Regulation of Cold storage Act,1976
			4. Decision on issuance of license for cold storage
			5. Decision on renewal of license for cold storage
23	Medical Education Department	4	1. Decision on issuance of Medical Certificate (Allopathic System )
			2. Decision on issuance of Medical Certificate (Ayurvedic System )
			3. Decision on issuance of Medical Certificate (Homeopathic System)
			4. Decision of registration of Doctors
24	Forest Department	2	1. Decision on issuance of permission for felling trees on individual land of farmers
			2. Decision on issuance of pass regarding carriage of forest produce
25	Handloom and Village industries Department	2	1. Decision on sending applications for financial aid from Banks (Chief Minister's village industries Employment scheme)
			2. Decision on Benefits of interest on gratuity (Grant) (Chief Minister's Village Industries Employment Scheme)
26	Education Department (Higher Education)	4	1. Decision on verification of certificates and degrees of educational institutions of the state
			2. Decision on providing Mark-sheet after declaration of examination result in the Universities
			3. Decision on sending report of District Administration before issuance of No Objection Certificate regarding the opening of new Degree College
			4. Decision on distribution of certificate of National Service Scheme to the students
27	Commercial Tax Department	7	1. Decision on issuance of Duplicate copy of Registration Certificate
			2. Decision on the correction Registration Certificate
			3. Decision on issuance of forms prescribed in VAT Rules /Entry Tax Rules/Central Tax Rules
			4. Decision on issuance of No dues certificates
			5. Decision on disposal of applications for registration
			6. Decision on the application of provisional Refund of Exporters
			7. Decision on the clearance Refund created by Tax Assessment order/Appellate order.
28	Entertainment Tax Department	7	1. Decision on permission for approval of Cinema site/construction of cinema hall proposed under rule 3 of the Uttar Pradesh cinematograph Rule1951
			2. Decision on issuance of license and its renewal under rule 9 of the Uttar Pradesh Cinematograph Rule 1951
			3. Decision on grant of temporary cinema license under Rules (1)/27(2) of the Uttar Pradesh cinematograph Rule 1951
			4. Decision on grant of license to Permanent Video cinema and its renewal under rule 12 of the Uttar Pradesh Cinematograph(by Video Display)Rule 1988
			5. Decision on grant of license to temporary video cinema and its renewal under rule 15 of the Uttar Pradesh cinematograph (by Video Display ) Rule 1981
			6. Decision on refund of adjustment of additional deposits under rule 28, 29, 30 and 31 of the Uttar Pradesh Entertainments and Betting Tax Rules 1981

			7. Decision on refund of the security deposited under rule 34 of the Uttar Pradesh Entertainments and Betting Tax Rules 1981
29	Home Department (Police)	15	1. Decision on verification of forms/application received from passport office
			2. Decision on character Verification (Police Verification Report, Military Verification Report, Private Verification Report)
			3. Decision on character verification (for contractors)
			4. Decision on scrutiny/sanction of Application for renewal of Arms license
			5. Decision on providing certified copy of postmortem report and other relevant records
			6. Decision on compounding on challan under 34 Police Act, Motor Vehicle Act
			7. Decision on recommendation/permission for organizing peaceful public function meeting and holding march/procession
			8. Decision on no objection/recommendation for license for firecrackers:- (i) For manufacturing (ii) For storage (iii) For sale (iv) For temporary sale
			9. Decision on receipt and disposal of application received at the Police Station
			10. Decision on complaint letters regarding medical check-up/treatment and economic and physical exploitation in jails
			11. Decision on providing certificate for the period of detention in jails and the work leant therein
			12. Decision on providing no objection certificate by fire Services:- (i) For organizing public functions (ii) For other purpose
			13. Decision on assessment of damages due to fire
			14. Decision on recommendation/permission for film shooting
			15. Decision by the state Railway Police on compounding challan of vehicles parked in No parking zone within its jurisdiction.
<b>Total</b>		<b>140</b>	

**Note:** Department at serial numbers 1,2,3,7,9,10,11,13,14,15,16,18,19,20,22,23,26 and 29 are under the jurisdiction of the Principal Accountant General (General & Social Sector Audit) Uttar Pradesh.

### Appendix 2.6.3

#### Statement showing non-implementation of provisions of the Act

(Reference: Paragraph no. 2.6.7.1, 2.6.7.2, 2.6.7.3, 2.6.10.1, 2.6.10.2, 2.6.11.1 & 2.6.11.2 ; Page no. 112, 113, 116, 117, 118)

Sl. No.	Name of Department	Districts	Name of units	Notification of designated, 1 <sup>st</sup> Appellate & 2 <sup>nd</sup> Appellate officers for each notified services as per Section 3 of the Act	Nomination of subordinate for receiving the application as per Rule 3	Issuance of acknowledgement to the applicants as per Rule 4	Display of services on the notice boards in Form No. 2 as per Rule 6	Maintenance of records in Form No. 3 as per Rules 16	Promotion and dissemination of the notified services of the Act as per minutes of the meeting Chaired by CS, UP dated 11.08.2014	Submission of Monthly Progress Report in Proforma No. 1, 2 and 3 as per GO 486 dated 06.12.2013
1.	<b>Home (Police)</b>	Fatehpur	SP office	No	No	No	Displayed but not in prescribed Format	No	No	Nil information is being submitted
2.		Jhansi	SSP office	No	No	No	No	No	No	Not being submitted
3.		Lucknow	SSP office	No	Yes	No	Displayed but not in prescribed Format	No	No	Nil information is being submitted
4.		Meerut	SSP office	No	No	No	No	No	No	Not being submitted
5.		Varanasi	SSP office	No	No	No	No	No	No	-----do-----
6.	<b>Medical and Health</b>	Fatehpur	CMO	For one out of nine services	No	No	No	No	No	-----do-----
7.		Jhansi	CMO	-----do-----	No	No	No	No	No	-----do-----
8.		Lucknow	CMO	-----do-----	No	No	No	No	No	-----do-----
9.		Meerut	CMO	-----do-----	No	No	No	No	No	-----do-----
10.		Varanasi	CMO	-----do-----	No	No	No	No	No	-----do-----
11.	<b>Social Welfare</b>	Fatehpur	DSWO	No	No	No	No	No	No	-----do-----
12.		Jhansi	DSWO	No	No	No	No	No	No	-----do-----

13.		Lucknow	DSWO	No	No	No	No	No	No	-----do-----
14.		Meerut	DSWO	No	No	No	No	No	No	-----do-----
15.		Varanasi	DSWO	No	No	No	No	No	No	-----do-----
16.	<b>Urban Development</b>	Fatehpur	NPP, Fatehpur	for all services	No	No	No	No	No	-----do-----
17.		Jhansi	Nagar Nigam	-----do-----	No	No	No	No	No	-----do-----
18.			NPP Samthar	-----do-----	No	No	No	No	No	-----do-----
19.			NP Ranipur	-----do-----	No	No	No	No	No	-----do-----
20.			NP Katera	-----do-----	No	No	No	No	No	-----do-----
21.			NP Garautha	-----do-----	No	No	No	No	No	-----do-----
22.		Lucknow	Nagar Nigam	-----do-----	No	No	No	No	No	-----do-----
23.			NP, Mahona	-----do-----	No	No	No	No	No	-----do-----
24.			NP, Itaunja	-----do-----	No	No	No	No	No	-----do-----
25.			NP, Nagram	-----do-----	No	No	No	No	No	-----do-----
26.		Meerut	Nagar Nigam	-----do-----	No	No	No	No	No	-----do-----
27.			NP Karnawal	-----do-----	No	No	No	No	No	-----do-----
28.		Varanasi	Nagar Nigam	-----do-----	No	No	No	No	No	-----do-----
29.			NPP, Ramnagar	-----do-----	No	No	No	No	No	-----do-----
30.	<b>Secondary Education</b>	Meerut	Regional Secretary	No	No	Yes	Displayed but not in Prescribed Format	Yes	No	-----do-----
31.		Varanasi	Regional Secretary	No	No	No	No	No	No	-----do-----
<b>Summary</b>				<b>For five out of 42</b>	<b>01/31</b>	<b>01/31</b>	<b>03/31</b>	<b>01/31</b>	<b>00/31</b>	<b>02/31</b>

\*Note:- NPP=Nagar Palika Parishad  
NP= Nagar Panchayat

**Appendix-2.6.4****Statement showing delayed issue of Birth/Death Certificate as per Act***(Reference: Paragraph no. 2.6.8.1); Page no.114)*

Sl. No.	Name of Unit	Number of applications	Number of application test-checked	Delay beyond stipulated time period of Janhit	Service not provided	Range of days taken
1.	NP Nagam Lucknow	697	697	00	11	Service not provided ranged from 2 to 28 months
2.	NPP Fatehpur	Not provided	100	06	-	63-195 days
3.	NPP Ram Nagar Varanasi	4684	427		41	Service not provided ranged from 3 to 17 months
4.	Nagar Nigam Varanasi	25527	828	32	-	47-299 days
5.	NPP Samthar, Jhansi	Not provided	293	54	-	47-241 days
6.	NP Garautha, Jhansi	543	543		02	Service not provided from 19 months
7.	NP Ranipur, Jhansi	702	200	07	-	60-252 days
8.	NP Katera, Jhansi	165	165	02	-	50-215 days
9.	Nagar Nigam, Meerut	44511	260	Nil	Nil	-
10.	NP Karnawal, Meerut	898	135	Nil	Nil	-
<b>Total</b>		<b>77,727</b>	<b>3,648</b>	<b>101</b>	<b>54</b>	

\*Note:- NPP=Nagar Palika Parishad, NP= Nagar Panchayat

**Appendix-2.6.5****Statement showing delayed transfer of Uncontested Mutation of property in Nagar Nigam area as per Act***(Reference: Paragraph no. 2.6.8.1; Page no 114)*

Sl. No.	Name of Unit	Number of applications	Number of application test-checked	Delay as per stipulated time period of Janhit	Service not provided	Range of days taken
1.	Nagar Nigam Jhansi	Not provided to audit	90	32	Nil	46-191 days
2.	Nagar Nigam, Meerut	Not provided to audit	58	30	Nil	50-675 days
<b>Total</b>			<b>148</b>	<b>62</b>	<b>Nil</b>	

**Appendix-2.6.6****Statement showing delayed issue of Age Certificate as per Act***(Reference: Paragraph no. 2.6.8.2); Page no. 114)*

Sl. No.	Name of Unit	Number of applications	Number of application test-checked	Delay as per stipulated time period of Janhit	Service not provided	Range of days taken
1	CMO, Lucknow	No such records were maintained by the entity vide which audit could check the date of application vis-à-vis date of delivery of service				
2	CMO, Fatehpur	Not provided	10	3	Nil	40-292 days
3	CMO, Varanasi	No such records were maintained by the entity vide which audit could check the date of application vis-à-vis date of delivery of service				
4	CMO, Jhansi	No such records were maintained by the entity vide which audit could check the date of application vis-à-vis date of delivery of service				
5	CMO, Meerut	NA	20	Nil	Nil	-
<b>Total</b>			<b>30</b>	<b>03</b>	<b>-</b>	<b>-</b>

**Appendix-2.6.7****Statement showing delayed decision on the payment for unsuccessful****Family Planning as per Act***(Reference: Paragraph no. 2.6. 8.2; Page no. 114)*

Sl. No.	Name of Unit	Number of applications	Number of application test-checked	Delay as per stipulated time period of Janhit	Service not provided	Range of days taken
1.	CMO, Fatehpur	06	6	Nil	04	Not Provided from 3 to 7 months
2.	CMO, Varanasi	32	32	Nil	27	Not Provided from 2 to 17 months
3.	CMO, Jhansi	11	11	Nil	10	Not Provided from 3 to 15 months
4.	CMO, Meerut	08	08	Nil	08	Not Provided from 4 to 12 months
<b>Total</b>		<b>57</b>	<b>57</b>		<b>49</b>	

**Appendix-2.6.8****Statement showing delayed decision on registration of Nursing Home as per Act***(Reference: Paragraph no. 2.6. 8.2; Page no. 114)*

Sl. No.	Name of Unit	Number of applications	Number of application test-checked	Delay as per stipulated time period of Janhit	Service not provided	Range of days taken
1.	CMO, Fatehpur	NA	10	01	Nil	94 days
2.	CMO, Varanasi	NA	20	07	Nil	111-191 days
3.	CMO, Meerut	18	18	05	Nil	99-152 days
<b>Total</b>		<b>18</b>	<b>48</b>	<b>13</b>	<b>Nil</b>	

**Appendix-2.6.9****Statement showing delayed decision on the Technical Scrutiny & Inevitability Certificate for medical reimbursement as per Act***(Reference: Paragraph no. 2.6. 8.2; Page no.115)*

Sl. No.	Name of Unit	Number of applications	Number of application test-checked	Delay as per stipulated time period of Janhit	Service not provided	Range of days taken
1.	CMO, Jhansi	NA	105	08	Nil	46-73 days
2.	CMO, Meerut	3,673	300	11	3	51-126 days and service not provided in 3 cases from 5 to 6 months.
<b>Total</b>			<b>405</b>	<b>19</b>	<b>03</b>	

**Appendix 2.6.10****Statement showing delayed decision on National Family Benefit Scheme as per Act***(Reference: Paragraph no. 2.6. 8.3; Page no.115)*

Sl. No.	Name of Unit	Number of applications	Number of application test-checked	Delay as per stipulated time period of Janhit	Service not provided	Range of days taken
1.	DSWO, Fatehpur	1,255	50	50	nil	Date not mentioned
2.	DSWO, Varanasi	1,024	115	0	76	Service not provided from 3 to 14 months
3.	DSWO, Jhansi	1,576	56	39	Nil	46-268 days
4.	DSWO, Meerut	2,519	15	12	Nil	207-300 days
<b>Total</b>		<b>6,374</b>	<b>236</b>	<b>101</b>	<b>76</b>	



**Appendix 2.6.11****Statement showing delayed decision on Character Verification (Police Verification Report/Military Verification Report/Private Verification Report) as per Act***(Reference: Paragraph no. 2.6.8.4; Page no.115)*

Sl. No.	Name of Unit	Number of applications	Number of application test-checked	Delay as per stipulated time period of Janhit	Service not provided	Range of days taken
1.	SP, Fatehpur	Not Provided	80	12	Nil	17-32 days
2.	SSP, Jhansi	Not Provided	788	30	21	18-198 days and service not provided in 21 cases from 3 to 6 months
3.	SSP, Varanasi	Not Provided	824	35	71	17-384 days and service not provided in 71 cases from 2 to 5 months
4.	SSP, Meerut	3,899	843	48	Nil	17-101 days
<b>Total</b>		<b>3,899</b>	<b>2,535</b>	<b>125</b>	<b>92</b>	

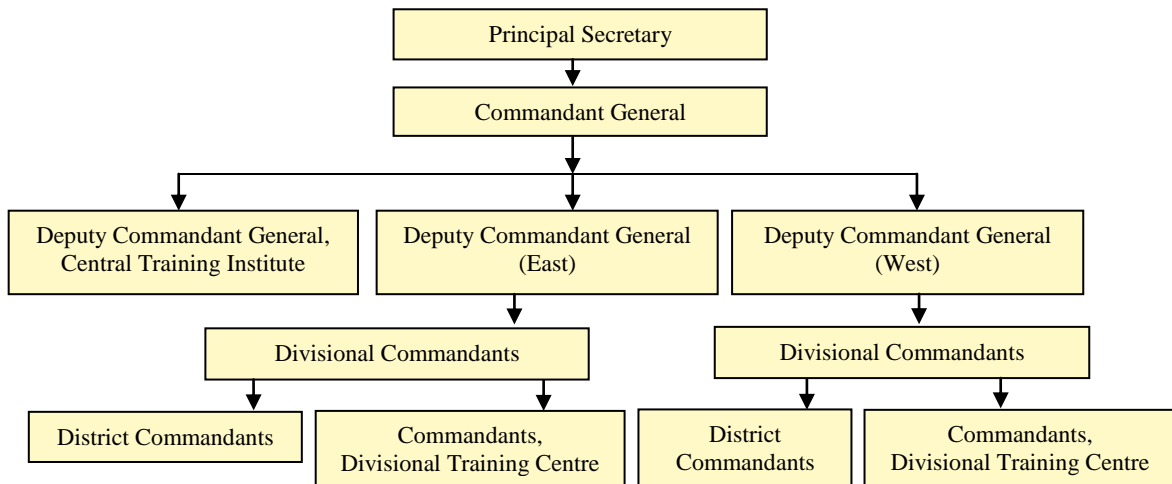
**Appendix-2.6.12****Statement showing delayed decision on Character Verification of Contractor as per Act***(Reference: Paragraph no. 2.6.8.4; Page no.115)*

Sl. No.	Name of Unit	Number of applications	Number of application test-checked	Delay as per stipulated time period of Janhit	Service not provided	Range of days taken
1.	SP, Fatehpur	Not Provided	40	12	Nil	19-51 days
2.	SSP, Meerut	1,424	50	17	Nil	26-101 days
<b>Total</b>		<b>1,424</b>	<b>90</b>	<b>29</b>	<b>Nil</b>	

**Appendix-2.7.1**

**Organisational chart**

(Reference: *Paragraph no. 2.7.2; Page no. 120*)



(Source: Records of Commandant General)

**Appendix-2.7.2**

**Details regarding non-provision of Service Tax**

(Reference: Paragraph no. 2.7.6.3; Page no. 122)

Year wise commercial duty allowances collected												
Sl. No.	Name of Divisional office	No. of Institution	2010-11 (in ₹)	No. of Institution	2011-12 (in ₹)	No. of Institution	2012-13 (in ₹)	No. of Institution	2013-14 (in ₹)	No. of Institution	2014-15 (in ₹)	Total Amount (in ₹)
1.	Agra	13	82,35,076	13	86,36,330	13	74,98,360	13	1,07,82,216	13	96,47,995	4,47,99,977
2.	Aligarh	8	22,53,334	8	21,99,200	8	28,35,925	8	37,26,230	8	28,00,983	1,38,15,672
3.	Allahabad	0	78,18,186	21	1,97,23,180	26	78,65,900	24	1,10,97,784	18	1,06,16,976	5,71,22,026
4.	Bareilly	2	25,50,450	3	31,09,180	4	37,52,290	6	82,40,330	10	94,23,325	2,70,75,575
5.	Faizabad	4	27,50,930	4	39,22,080	4	50,33,930	7	43,83,550	6	39,20,315	2,00,10,805
6.	Jhansi	7	37,85,050	7	37,85,050	7	37,85,050	5	36,95,625	5	53,52,120	2,04,02,895
7.	Kanpur Nagar	20	3,24,20,906	24	4,65,00,820	25	5,25,45,690	22	5,56,16,209	22	6,71,57,800	25,42,41,425
8.	Lucknow	21	4,26,35,986	30	3,96,75,030	30	6,24,98,731	32	3,60,63,457	22	2,84,82,117	20,93,55,321
9.	Meerut	14	1,05,77,962	17	1,39,30,876	12	1,83,68,250	13	1,10,87,160	16	1,12,66,145	6,52,30,393
10.	Moradabad	17	1,51,82,563	17	1,50,04,004	17	1,69,73,382	17	2,10,12,345	17	2,09,14,155	8,90,86,449
11.	Varanasi	18	79,07,250	18	1,03,80,540	18	1,88,75,950	18	0	18	1,46,98,348	5,18,62,088
<b>Total</b>		<b>124</b>	<b>13,61,17,693</b>	<b>162</b>	<b>16,68,66,290</b>	<b>164</b>	<b>20,00,33,458</b>	<b>165</b>	<b>16,57,04,906</b>	<b>155</b>	<b>18,42,80,279</b>	<b>85,30,02,626</b>
<b>Say ₹ in Crore</b>												<b>85.3</b>
<b>Service Tax<sup>1</sup> at the rate of 12.36 per cent (₹ in Crore)</b>												<b>9.38</b>

(Source: Records of District Commandants of test-checked districts)

<sup>1</sup>Service Tax= Amount paid - (Amount paid/112.36)x100

### Appendix-2.7.3

## Deployment of volunteers in security of Honourable Ministers and VIPs

(Reference: Paragraph no. 2.7.7.1(i); Page no. 123)

Sl. No.	Name of minister	Name of duty place	Continuous duty Period from	No. of Home Guards	09/09/2011 to 28/01/2013	Man days	Duty allowance @ ₹ 160 per day	29/01/2013 to 31/08/2014	Man days	Duty allowance @ ₹ 200 per day	01/09/2014 to 31/03/2015	Man days	Duty allowance @ ₹ 225 per day	Total duty allowance (in ₹)
1.	Minister of State for Home Guards	Lucknow	01/04/2012	6	303	1,818	2,90,880	429	2,574	5,14,800	0	0	0	8,05,680
			01/06/2012	17	242	4,114	6,58,240	429	7,293	14,58,600	0	0	0	21,16,840
			01/08/2012	16	150	2,400	3,84,000	429	6,864	13,72,800	0	0	0	17,56,800
			19/03/2012	33	316	10,428	16,68,480	429	14,157	28,31,400	0	0	0	44,99,880
			15/11/2012	8	75	600	96,000	429	3,432	6,86,400	0	0	0	7,82,400
2.		Fatehgarh	24/03/2012	15	311	4,665	7,46,400	429	6,435	12,87,000	0	0	0	20,33,400
			01/04/12 to 30/04/12	5	30	150	24,000	0	0	0	0	0	0	24,000
			01/06/2012	21	323	6,783	10,85,280	429	9,009	18,01,800	0	0	0	28,87,080
			01/07/2013	14	0	0	0	429	6,006	12,01,200	0	0	0	12,01,200
3.		Kannouj	14/04/2012	1	290	290	46,400	429	429	85,800	0	0	0	1,32,200
4.			<b>Total</b>	<b>136</b>		<b>31,248</b>	<b>49,99,680</b>		<b>56,199</b>	<b>1,12,39,800</b>		<b>00</b>	<b>1,62,39,480</b>	
5.	Cabinet Minister for Home Guards	Lucknow	20/03/2012	20	315	6,300	10,08,000	582	11,640	23,28,000	212	4,240	9,54,000	42,90,000
			05/09/2012	15	115	1,725	2,76,000	582	8,730	17,46,000	212	3,180	7,15,500	27,37,500
			29/04/2014	6	0	0	0	124	744	1,48,800	212	1,272	2,86,200	4,35,000
6.		Gorakhpur	22/03/2012	10	313	3,130	5,00,800	582	5,820	11,64,000	212	2,120	4,77,000	21,41,800
			27/12/2012	2	33	66	10,560	582	1,164	2,32,800	212	424	95,400	3,38,760
			01/04/2013	5	0	0	0	548	2,740	5,48,000	212	1,060	2,38,500	7,86,500
7.	Cabinet Minister for Home Guards	Deoria	03/05/2012	3	271	813	1,30,080	582	1,746	3,49,200	212	636	1,43,100	6,22,380
			22/03/2012	5	313	1,565	2,50,400	582	2,910	5,82,000	212	1,060	2,38,500	10,70,900
			28/03/2012	2	307	614	98,240	582	1,164	2,32,800	212	424	95,400	4,26,440
			01/09/2012	2	119	238	38,080	582	1,164	2,32,800	212	424	95,400	3,66,280
			01/11/2012	4	89	356	56,960	582	2,328	4,65,600	212	848	1,90,800	7,13,360
			06/11/2012	4	84	336	53,760	582	2,328	4,65,600	212	848	1,90,800	7,10,160

8.		Kushinagar	25/03/2012 to 31.10.2012	15	221	3,315	5,30,400	0	0	0	0	0	5,30,400	
			01/11/2012	11	89	979	1,56,640	582	6,402	12,80,400	212	2,332	5,24,700	19,61,740
			01/09/2013	2	0	0	0	367	734	1,46,800	212	424	95,400	2,42,200
			01/09/2014	1	0	0	0	0	0	0	212	212	47,700	47,700
<b>Total</b>				<b>107</b>	<b>0</b>	<b>19,437</b>	<b>31,09,920</b>	<b>0</b>	<b>49,614</b>	<b>99,22,800</b>	<b>0</b>	<b>19,504</b>	<b>43,88,400</b>	<b>1,74,21,120</b>
<b>Grand Total</b>				<b>243</b>	<b>0</b>	<b>50,685</b>	<b>81,09,600</b>	<b>0</b>	<b>1,05,813</b>	<b>2,11,62,600</b>	<b>0</b>	<b>19,504</b>	<b>43,88,400</b>	<b>3,36,60,600</b>
<b>Total Man days</b>				<b>50,685+1,05,813+19,504=1,76,002 (Say 1.76 lakh)</b>										
<b>Say ₹ in crore</b>				<b>3.37</b>										

(Source: Records of Commandant General)

#### Appendix-2.7.4

### Deployment of volunteers in the offices/*Kendras* of political parties

(Reference: Paragraph no. 2.7.7.1(ii); Page no. 123)

Total duty allowance Paid for security of Political Party offices from 8-9-2005 to 31-03-13														
Sl. No.	Name of duty place	Continuous duty Period from	No. of Home Guards	1/04/07 to 30/06/08	Duty allowance @ 100 per day	1/07/08 to 31/03/10	Duty allowance @ 126 per day	1/04/10 to 08/09/11	Duty allowance @ 140 per day	09/09/11 to 28/01/13	Duty allowance @ 160 per day	29/01/13 to 31/03/13	Duty allowance @ 200 per day	Total duty allowance
1.	Samajwadi Party Office	12/3/12	51	0	0	0	0	0	0	323	26,35,680	62	6,32,400	32,68,080
2.	Bahujan Samajwadi Party Office	20/5/2007	34	407	13,83,800	639	27,37,476	526	25,03,760	507	27,58,080	62	4,21,600	98,04,716
3.	Bahujan Samaj Prerna Kendra	1/12/2009	5	0	0	121	76,230	526	3,68,200	507	4,05,600	62	62,000	9,12,030
4.	Bahujan Samaj Prerna Kendra	15/8/2010	5	0	0	0	0	390	2,73,000	507	4,05,600	62	62,000	7,40,600
5.	Bahujan Samajwadi Party office Kabir Marg	1/10/2007	6	273	1,63,800	639	4,83,084	526	4,41,840	507	4,86,720	62	74,400	16,49,844
6.	Bahujan Samajwadi Party Office Kabir Marg	1/10/2009	4	0	0	182	91,728	526	2,94,560	507	3,24,480	62	49,600	7,60,368
<b>Total Duty Allowance</b>			<b>105</b>	<b>680</b>	<b>15,47,600</b>	<b>1,581</b>	<b>33,88,518</b>	<b>2,494</b>	<b>38,81,360</b>	<b>2,858</b>	<b>70,16,160</b>	<b>372</b>	<b>13,02,000</b>	<b>1,71,35,638</b>
			<b>During 2007-10</b>				<b>49,36,118</b>	<b>During 2010-13</b>						<b>1,21,99,520</b>
			<b>Say ₹ in crore</b>				<b>0.49</b>							<b>1.22</b>
							<b>Total ₹ in crore</b>						<b>1.71</b>	

(Source: Records of Commandant General)

**Appendix-2.7.5****Failure to provide uniforms to volunteers of Home Guards***(Reference: Paragraph no. 2.7.7.4; Page no. 125)*

Sl. No.	Items of uniform as per compendium of instructions	Unit	Periodicity (Years)	No. of times to be provided during 2010-15	No. of items to be provided during 2010-15 for 1.17 lakh volunteers	No. of items procured and provided during 2010-15	Percentage of procured and provided to the required
1.	Shirt Khakhi Terrycot	2 pc	4	1	2,34,000	0	-
2.	Trouser Khakhi Terrycot	2 pair	4	1	2,34,000	0	-
3.	Belt-Web or Canvas	1 pc	2	2	2,34,000	0	-
4.	Anklet web	1 pair	2	2	2,34,000	38,461	16
5.	Shocks woollen/ Len	1 pair	1	5	5,85,000	10,000	2
6.	Boots ankle black	1 pair	2	2	2,34,000	0	-
7.	Cap Baret	1 pc	1	5	5,85,000	45,000	8
8.	Shoulder Titles	1 pair	3	1	1,17,000	0	-
9.	Cap Badge	1 pair	3	1	1,17,000	0	-
10.	Whistle	1 pc	3	1	1,17,000	0	-
11.	Lanyard	1 pc	2	2	2,34,000	0	-
12.	Hackle	1 pc	3	1	1,17,000	0	-

*(Source: Records of Commandant General)*

## Appendix-2.7.6

### Details of expenditure incurred on idle staff at DTCs

(Reference: Paragraph no. 2.7.7.5 (b); Page no. 126)

Unfruitful Expenditure of Divisional Training Centre								
Sl. No.	Name of District	Year	Training Period	training days	Total Month	Total Establishment Expenditure (in ₹)	Vacant Period	Expenditure of Vacant Period (in ₹)
1.	Agra	2010-11	01-09-10 to 16-03-11	98	4	39,70,681	8	26,47,121
		2011-12	11-05-11 to 04-10-11	82	5	49,44,359	7	28,84,209
		2012-13	02-05-12 to 11-11-12	104	5	85,99,197	7	50,16,198
		2013-14	21-06-13 to 15-03-14	175	9	1,11,46,802	3	27,86,701
		2014-15	15-06-14 to 24-03-15	186	10	1,20,11,300	2	20,01,883
		<b>Total</b>			<b>645</b>	<b>33</b>	<b>4,06,72,339</b>	<b>27</b>
2.	Allahabad	2010-11	01-09-10 to 16-03-11	124	6	1,00,61,440	6	50,30,720
		2011-12	11-05-11 to 04-10-11	82	5	1,12,94,286	7	65,88,334
		2012-13	02-05-12 to 11-11-12	104	5	1,34,37,529	7	78,38,559
		2013-14	21-06-13 to 15-03-14	170	10	NA	2	0
		2014-15	15-06-14 to 24-03-15	159	10	NA	2	0
		<b>Total</b>			<b>639</b>	<b>36</b>	<b>3,47,93,255</b>	<b>24</b>
3.	Bareilly	2010-11	01-09-10 to 16-03-11	124	6	75,00,068	6	37,50,034
		2011-12	11-05-11 to 04-10-11	82	5	95,07,333	7	55,45,944
		2012-13	02-05-12 to 11-11-12	104	5	1,32,49,846	7	77,29,077
		2013-14	21-06-13 to 15-03-14	183	10	1,44,43,280	2	24,07,213
		2014-15	15-06-14 to 24-03-15	159	10	1,37,29,697	2	22,88,283
		<b>Total</b>			<b>652</b>	<b>36</b>	<b>584,30,224</b>	<b>24</b>
4.	Faizabad	2010-11	01-09-10 to 16-03-11	98	4	73,54,210	8	49,02,807
		2011-12	11-05-11 to 12-12-11	124	6	1,14,99,841	6	57,49,921
		2012-13	02-05-12 to 13-10-12	104	5	1,42,25,376	7	82,98,136
		2013-14	21-06-13 to 15-03-14	175	9	1,34,51,640	3	33,62,910
		2014-15	15-06-14 to 24-03-15	159	10	1,55,91,813	2	25,98,636
		<b>Total</b>			<b>660</b>	<b>34</b>	<b>621,22,880</b>	<b>26</b>
5.	Jhansi	2010-11	01-09-10 to 16-03-11	98	4	35,36,947	8	23,57,965
		2011-12	11-05-11 to 10-12-11	82	3	44,60,941	9	33,45,706
		2012-13	02-05-12 to 30-09-12	73	3	39,77,638	9	29,83,229
		2013-14	05-07-13 to 15-03-14	183	9	52,95,465	3	13,23,866
		2014-15	15-06-14 to 24-03-15	144	9	60,16,885	3	15,04,221
		<b>Total</b>			<b>580</b>	<b>28</b>	<b>2,32,87,876</b>	<b>32</b>
6.	Kanpur Nagar	2010-11	01-09-10 to 16-03-11	98	4	98,68,014	8	65,78,676
		2011-12	11-05-11 to 10-12-11	82	5	1,05,17,263	7	61,35,070
		2012-13	02-05-12 to 11-11-12	73	3	1,36,53,277	9	1,02,39,958
		2013-14	21-06-13 to 15-03-14	162	9	1,18,61,084	3	2,96,5271
		2014-15	15-06-14 to 24-03-15	159	10	1,25,09,115	2	20,84,853
		<b>Total</b>			<b>574</b>	<b>31</b>	<b>5,84,08,753</b>	<b>29</b>



7.	Lucknow	2010-11	01-09-10 to 16-03-11	98	4	97,78,456	8	65,18,971
		2011-12	11-05-11 to 04-10-11	72	5	1,15,57,081	7	67,41,631
		2012-13	02-05-12 to 11-11-12	113	5	1,25,80,839	7	73,38,823
		2013-14	21-06-13 to 15-03-14	209	10	1,42,35,512	2	23,72,585
		2014-15	15-06-14 to 24-03-15	144	10	1,68,03,736	2	28,00,623
		<b>Total</b>		<b>636</b>	<b>34</b>	<b>6,49,55,624</b>	<b>26</b>	<b>2,57,72,632</b>
8.	Meerut	2010-11	01-09-10 to 16-03-11	124	6	55,02,672	6	27,51,336
		2011-12	11-05-11 to 04-10-11	82	5	61,07,592	7	35,62,762
		2012-13	02-05-12 to 11-11-12	104	5	73,79,747	7	43,04,852
		2013-14	21-06-13 to 15-03-14	183	11	80,17,016	1	6,68,085
		2014-15	15-06-14 to 24-03-15	159	10	89,64,963	2	14,94,161
		<b>Total</b>		<b>652</b>	<b>37</b>	<b>3,59,71,990</b>	<b>23</b>	<b>1,27,81,196</b>
9.	Moradabad	2010-11	01-09-10 to 16-03-11	98	7	63,90,642	5	26,62,768
		2011-12	11-05-11 to 10-12-11	82	7	63,70,396	5	26,54,332
		2012-13	02-05-12 to 11-11-12	104	6	89,14,767	6	44,57,384
		2013-14	21-06-13 to 15-03-14	175	9	1,02,42,821	3	25,60,705
		2014-15	15-06-14 to 24-03-15	159	10	95,92,222	2	15,98,704
		<b>Total</b>		<b>618</b>	<b>39</b>	<b>4,15,10,848</b>	<b>21</b>	<b>1,39,33,892</b>
10.	Varanasi	2010-11	01-01-11 to 16-03-11	68	3	64,76,394	9	48,57,296
		2011-12	11-05-11 to 20-02-12	144	6	85,40,029	6	42,70,015
		2012-13	02-05-12 to 11-11-12	60	3	1,12,20,298	9	84,15,224
		2013-14	21-06-13 to 15-03-14	183	9	1,11,69,318	3	27,92,330
		2014-15	15-06-14 to 24-03-15	159	10	1,09,15,569	2	18,19,262
		<b>Total</b>		<b>614</b>	<b>31</b>	<b>4,83,21,608</b>	<b>29</b>	<b>22,15,41,245</b>
<b>Grand Total</b>				<b>6,270</b>	<b>339</b>	<b>46,84,75,397</b>	<b>261</b>	<b>19,55,87,342</b>
<b>Say ₹ in Crore</b>								<b>19.56</b>

(Source: Records of Divisional Training Centre of test-checked districts)

### Appendix 2.8.1

#### Rates of paddy notified by Government of India and Market Price provided by Directorate of Agriculture Marketing and Agriculture Foreign Trade, UP, Lucknow for Gorakhpur region

(Reference: Paragraph; 2.8.6; Page no. 132)

(Rate in ₹ per quintal)

Sl. No.	Year	Rates of GoI (MSP)	Maximum Market Rate	Difference
1.	2012-13	1,250	1,076	174
2.	2013-14	1,310	1,279	31
3.	2014-15	1,360	1,016	344

### Appendix-2.8.2

#### Details of outstanding CMR and Holding Charges

(Reference: Paragraph; 2.8.7.1; Page no. 133)

Sl. No.	Name of District	Outstanding quantity of CMR as on October, 2015 (in MT)	Value of outstanding CMR (in ₹ lakh)	Amount recovered (in ₹ lakh)	Amount to be recovered (in ₹ lakh)	Holding Charges (in ₹ lakh)
<b>Year-2011-12</b>						
1.	Gorakhpur	3,382.49	645.69	475.69	170.00	253.25
2.	Maharajganj					4.95
3.	Deoria	2,076.03	395.09	235.05	160.04	177.98
4.	Kushinagar	862.94	165.89	84.01	81.88	83.26
<b>Total</b>		<b>6,321.46</b>	<b>1,206.67</b>	<b>794.75</b>	<b>411.92</b>	<b>519.44</b>
<b>Year-2012-13</b>						
1.	Deoria	274.04	60.03	38.37	21.66	14.26
2.	Kushinagar	1,433.57	314.01	51.21	262.8	90.51
<b>Total</b>		<b>1,707.61</b>	<b>374.04</b>	<b>89.58</b>	<b>284.46</b>	<b>104.77</b>
<b>Year-2013-14</b>						
1.	Gorakhpur	142.73	32.32	5.31	27.01	6.08
<b>Total</b>		<b>142.73</b>	<b>32.32</b>	<b>5.31</b>	<b>27.01</b>	<b>6.08</b>
<b>Gross Total</b>		<b>8,171.80</b>	<b>1,613.03</b>	<b>889.64</b>	<b>723.39</b>	<b>630.29</b>

(Source: RFC, Gorakhpur)

### Appendix-2.8.3

#### Details of outstanding CMR of SGAs

(Reference: Paragraph; 2.8.7.2; Page no. 133)

Year	Name of District	Name of SGAs	Quantity of outstanding CMR (in MT)	Value of Outstanding CMR after recovery (in ₹ lakh)
2011-12	Gorakhpur	PCF	1,881.81	488.94
		KKN	864.45	21.90
		UPUSS	1,330.23	83.99
	Maharajganj	PCF	1,190.55	12.91
		KKN	48.89	9.40
		UPUSS	207.15	32.58
	Deoria	PCF	277.18	18.48
		UPUSS	132.18	9.68
	Kushinagar	PCF	309.82	27.29
		<b>Total</b>	<b>6,242.26</b>	<b>705.17</b>
2012-13	Gorakhpur	PCF	1,169.81	262.26
		KKN	27.00	5.91
	Maharajganj	PCF	591.73	124.64
		KKN	814.14	178.57
		UPUSS	79.01	17.03
	Deoria	KKN	359.36	69.40
	Kushinagar	PCF	187.61	39.53
		UP Agro	47.59	8.93
		<b>Total</b>	<b>3,276.25</b>	<b>706.27</b>
2013-14	Gorakhpur	PCF	439.63	100.66
		KKN	5.60	0.86
	<b>Total</b>	<b>445.23</b>	<b>101.52</b>	
2014-15	Gorakhpur	PCF	338.72	81.25
	Maharajganj	PCF	718.14	17.23
		<b>Total</b>	<b>1,056.86</b>	<b>98.48</b>
<b>Grand Total</b>			<b>11,020.60</b>	<b>1,611.44</b>

(Source: RFC, Gorakhpur)

#### Appendix-2.8.4

#### Details of pending quantity of rice against the defaulter rice mills

(Reference: Paragraph; 2.8.7.3; Page no. 133)

District	Purchase Agency	Name of rice mill	Pending CMR in 2011-12		Pending CMR in 2012-13	
			Quantity (MT)	Value (in ₹ lakh)	Quantity (MT)	Value (in ₹ lakh)
Kushinagar	Food and Civil Supplies Department	M/s Sangam Rice Mill, Sukrauli	46.53	8.94	225.60	49.41
Deoria		M/S Govind rice mill Rampur Karkhana	2.76	0.07	93.91	20.57
		M/s Madheshia rice mill	4.90	0.21	10.00	1.09
Gorakhpur	PCF	M/s Gupta Rice Mill Vishunpura	32.81	6.46	12.06	2.70
		M/s Jagdamba Rice Mill Kauriram	22.41	25.94	26.69	5.98
		M/s Nayak Rice Mill Inderpur	152.73	30.06	106.07	23.78
		M/s Jhanvi Traders Jugeshra	182.34	35.90	27.21	6.10
		M/s Vaishno Rice Mill Mathauli, Khajni	93.99	18.50	215.67	48.35
<b>Total</b>			<b>538.47</b>	<b>126.08</b>	<b>717.21</b>	<b>157.98</b>

(Source: RFC, Gorakhpur)

#### Appendix- 2.8.5

#### Statement showing details of transit Loss

(Reference: Paragraph; 2.8.7.5; Page no. 134)

Year	Quantity of transit loss (MT)	Rate per quintal (in ₹)	Value of CMR (in ₹ lakh)	Amount recovered (in ₹ lakh)	Amount outstanding (in ₹ lakh)
2010-11	40.38	1,718.05	6.94	0.71	6.23
2011-12	55.33	1,897.35	10.50	1.94	8.56
2012-13	0.00	-	0.00	0.00	0.00
2013-14	12.45	2,263.69	2.82	0.00	2.82
2014-15	56.77	2,349.30	13.34	0.00	13.34
<b>Total</b>	<b>164.93</b>	<b>-</b>	<b>33.60</b>	<b>2.65</b>	<b>30.95</b>

(Source: RAO, Gorakhpur)

#### Appendix-2.8.6

#### Details of excess receipt of Mandi Labour Charges

(Reference: Paragraph; 2.8.7.6; Page no 135)

Year	Paddy/Rice		
	MLC received (in ₹ lakh)	MLC actually incurred (in ₹ lakh)	MLC Excess claimed (in ₹ lakh)
2010-11	75.25	56.03	19.22
2011-12	124.85	89.61	35.24
2012-13	90.68	56.37	34.31
2013-14	18.40	11.39	7.01
2014-15	45.49	27.38	18.11
<b>Total</b>	<b>354.67</b>	<b>240.78</b>	<b>113.89</b>

(Source: RAO, Gorakhpur)

### Appendix-2.8.7

#### Details of doubtful vehicles used in transportation of Paddy

(Reference: Paragraph; 2.8.7.7; Page no 135)

Name of District	Name of the purchase centre	Vehicle No.	Type of vehicle	Period of transportation	Transported quantity (in quintal)	Value (in ₹ lakh)
Maharajganj	Maharajganj	UP56/2471	Motorcycle	16.12.2010	60.00	0.60
Deoria	Deoria	UP52F/2329	Pick-up-van	03.12.2011, 05.12.2011, 06.12.2011 & 07.01.2012	600.00	6.48
	Bhatparrani	UP52T/0751	Auto Rickshaw	12.01.2015, 13.01.2015, 20.01.2015 & 23.01.2015	800.00	10.88
	Salempur	UP53BT/4658	Auto Rickshaw	20.12.2014 to 23.01.2015	1,120.00	15.23
Gorakhpur	Chargawan	UP53BT/4274	Jeep taxi	17.12.2012	150.00	1.88
	Khorabar	UP53L/2581	Motorcycle	15.12.2010 to 19.01.2011	663.60	6.64
	Campereganj	UP53BT/9581	Auto Rickshaw	13.12.2014	132.00	1.80
<b>Total</b>					<b>3,525.60</b>	<b>43.51</b>

(Source: Records of Purchase centers of RFC, Gorakhpur and information collected from the offices of ARTO, Gorakhpur, Maharajganj, Deoria and Kushinagar)

(Rate/quintal of paddy:2010-11: ₹ 1,000, 2011-12: ₹ 1,080, 2012-13: ₹ 1,250 and 2014-15: ₹ 1,360 ; Period of transportation of paddy: October to February)

### Appendix-2.8.8

#### Details of Gunny bags supplied, cost recovered & outstanding from Agencies

(Reference: Paragraph; 2.8.7.8; Page no. 136)

Name of agency	Number of bags supplied	Cost of bags (in ₹)	Total amount recovered (in ₹ crore)	Amount Outstanding (in ₹ crore)
PCF	1,61,61,500	54.25	25.14	29.11
UP Agro	12,12,000	4.04	3.59	0.45
UPUSS	40,09,500	13.05	10.67	2.38
NAFED	6,85,000	2.30	1.07	1.23
KKN	30,28,900	10.48	4.47	6.01
NCCF	3,06,000	1.05	0.91	0.14
<b>Total</b>	<b>2,54,02,900</b>	<b>85.17</b>	<b>45.85</b>	<b>39.32</b>

(Source: RFC, Gorakhpur)

## Appendix-2.8.9

### Details showing delay in payment of MSP to farmers

(Reference: Paragraph; 2.8.8.2; Page no. 136)

Sl. No.	Centre	Name of the farmer	Bill no.	Date of purchase	Date of payment	Delay in days	Amount (in ₹ lakh)
<b>District-Mahrajanj</b>							
1.	Siswa	Bhullan Prasad	18	24.12.2013	12.01.2014	19	1.30
2.		Shiv	19	26.12.2013	12.01.2014	17	1.16
3.		Ranjan	20	27.12.2013	12.01.2014	16	1.04
4.		Janak Raj	35	13.01.2014	25.01.2014	12	0.49
5.		Ram Kripal	36	13.01.2014	25.01.2014	12	1.04
6.		Dhirendra	37	15.01.2014	25.01.2014	10	1.16
7.		Ram Ashish	38	15.01.2014	25.01.2014	10	1.19
8.		Surendra Prasad	34	11.01.2014	06.02.2014	26	0.56
9.		Rajbali	44	23.01.2014	08.02.2014	16	1.03
10.		Ishwar Das	45	23.01.2014	08.02.2014	16	0.53
11.		Raju Kumar Patel	46	23.01.2014	08.02.2014	16	0.62
12.		Brahma Nand	47	24.01.2014	08.02.2014	15	0.23
13.		Tribhuan	48	24.01.2014	08.02.2014	15	0.80
14.		Akhilesh Kumar	49	24.01.2014	08.02.2014	15	0.31
15.		Arun Kumar	52	25.01.2014	08.02.2014	14	0.49
16.		Budai Prasad	53	25.01.2014	28.02.2014	34	0.91
17.		Mahesh Prasad	54	25.01.2014	28.02.2014	34	0.85
18.		Gajendra	107	14.02.2013	09.03.2013	23	0.92
19.		Vidhya Devi	108	14.02.2013	09.03.2013	23	1.07
20.		Surendra	109	16.02.2013	09.03.2013	21	1.04
21.		Deena Nath	110	16.02.2013	09.03.2013	21	0.97
22.		Om Prakash	111	18.02.2013	09.03.2013	22	1.17
23.		Anirudh	112	19.02.2013	09.03.2013	18	1.02
24.		Sukhram	113	20.02.2013	09.03.2013	17	1.02
25.		Durgawati	102	12.02.2013	09.03.2013	25	0.53
26.		Ashok kumar	103	12.02.2013	09.03.2013	25	0.55
27.		Sanjai	36	09.12.2014	24.12.2014	15	0.85
28.		Om Narayan	75	12.01.2015	03.02.2015	22	1.19
29.		Ram Niwas Patel	81	14.01.2015	03.02.2015	20	0.84
30.		Paras Nath	85	17.01.2015	02.02.2015	16	1.09
31.	Anand Nagar	Ram Prakash	62	17.12.2012	11.01.2013	25	1.05
32.		Hari Ram	63	17.12.2012	11.01.2013	25	1.25
33.		Sharda	64	18.12.2012	11.01.2013	24	1.12
34.		Pancham	65	18.12.2012	11.01.2013	24	1.18
35.		Ram Kamal	66	18.12.2012	11.01.2013	24	0.50
36.		Rajendra	67	19.12.2012	16.01.2013	28	1.13

37.		Suresh Chandra	68	19.12.2012	16.01.2013	28	1.18
38.		Ashok Kumar	69	19.12.2012	16.01.2013	28	1.00
39.		Sita Ram	70	20.12.2012	15.01.2013	26	1.03
40.		Prayag	71	20.12.2012	15.01.2013	26	0.88
41.		Ranjana	72	21.12.2012	15.01.2013	25	1.00
42.		Nisar Ahmad	74	21.12.2012	15.01.2013	25	0.93
43.		Nayab Ahmad	75	22.12.2012	15.01.2013	24	1.05
44.		Sadab Ahmad	76	22.12.2012	15.01.2013	24	1.08
45.		Ali Hasan	77	22.12.2012	15.01.2013	24	1.13
46.		Paras Nath	129	30.01.2013	14.02.2013	15	0.62
47.	Anand Nagar	Hari Narain	130	30.01.2013	14.02.2013	15	0.43
48.		Sheela	131	30.01.2013	14.02.2013	15	1.07
49.		Rajesh Kumar	132	30.01.2013	14.02.2013	15	1.00
50.		Nandu	133	30.01.2013	14.02.2013	15	1.13
51.		Dilip Kumar	134	31.01.2013	14.02.2013	14	1.00
52.		Jugul Kishore	135	31.01.2013	14.02.2013	14	0.96
53.		Nawal Kishore	136	31.01.2013	14.02.2013	14	0.58
54.		Rama Kant	137	31.01.2013	14.02.2013	14	0.73
55.		Shalandra Singh	138	31.01.2013	14.02.2013	14	0.51
56.		Udai Bhan	139	01.02.2013	15.02.2013	14	1.24
57.		Vijai Kumar	140	01.02.2013	15.02.2013	14	0.37
58.		Krishna Kumar	141	01.02.2013	15.02.2013	14	0.43
59.		Satayawati	142	01.02.2013	15.02.2013	14	1.13
60.		Ram Kailash	143	01.02.2013	15.02.2013	14	1.00
61.		Amar Nath	144	02.02.2013	15.02.2013	13	1.07
62.		Chabhu	145	02.02.2013	15.02.2013	13	1.13
63.		Rajesh	146	02.02.2013	15.02.2013	13	1.25
64.		Ram Das	147	03.02.2013	15.02.2013	12	1.19
65.		Mahesh	148	03.02.2013	15.02.2013	12	1.00
66.		Laxman Singh	149	03.02.2013	15.02.2013	12	1.25
67.		Ravi Prakash	150	02.02.2013	15.02.2013	13	0.69
68.		Chandrakanti Singh	151	04.02.2013	17.02.2013	13	1.07
69.		Krishna Pal Singh	152	04.02.2013	17.02.2013	13	1.04
70.		Ram Sumer	153	04.02.2013	17.02.2013	13	1.13
71.		Rajendra Singh	154	04.02.2013	17.02.2013	13	0.94
72.		Arun Kumar	155	05.02.2013	17.02.2013	12	0.40
73.		Hari Pratap	156	05.02.2013	17.02.2013	12	0.87
74.		Bhagauti Singh	157	05.02.2013	17.02.2013	12	1.21
75.		Hari Shankar	158	05.02.2013	17.02.2013	12	0.76
76.		Ram Sumer	159	06.02.2013	26.02.2013	20	0.32
77.		Jai Prakash	160	06.02.2013	26.02.2013	20	1.75
78.		Shankar	161	06.02.2013	26.02.2013	20	1.22
79.		Meena Devi	162	07.02.2013	26.02.2013	19	0.55

80.		Ashok Kumar	163	07.02.2013	26.02.2013	19	1.26
81.		Nishar Ahmad	164	07.02.2013	26.02.2013	19	0.26
82.		Ram Jiyawan	165	07.02.2013	26.02.2013	19	1.20
83.	Laxmipur	Durgesh Yadav	123	02.02.2013	20.02.2013	18	0.97
84.		Jawahar	124	02.02.2013	20.02.2013	18	1.05
85.		Gaya Prasad	125	02.02.2013	20.02.2013	18	1.07
86.		Shyam Bahadur	126	02.02.2013	20.02.2013	18	0.72
87.		Manju Yadav	131	06.02.2013	20.02.2013	14	0.97
88.		Shambhu Sharan	132	06.02.2013	20.02.2013	14	0.68
89.		Surendra	112	23.01.2013	21.02.2013	29	0.94
90.		Grijesh Prasad	113	23.01.2013	21.02.2013	29	0.80
91.		Rajman Prasad	114	23.01.2013	21.02.2013	29	1.12
92.		Ambkesh	115	23.01.2013	21.02.2013	29	0.42
93.		Jitendra Chauhan	116	23.01.2013	21.02.2013	29	0.75
94.		Ram Samugh	117	24.01.2013	22.02.2013	29	1.00
95.		Jawahar	118	24.01.2013	22.02.2013	29	1.05
96.		Narayan Murti	119	24.01.2013	22.02.2013	29	1.77
97.		Shyam Bahadur	120	01.02.2013	22.02.2013	21	1.17
98.		Girja Shanker	121	01.02.2013	22.02.2013	21	0.70
99.	Laxmipur	Ram Nath Singh	122	01.02.2013	22.02.2013	21	1.55
100.		Harish Chandra	127	04.02.2013	22.02.2013	18	1.80
101.		Krishna Kumar Tiwari	128	04.02.2013	22.02.2013	18	2.00
102.		Krishna Murari	129	05.02.2013	22.02.2013	17	1.96
103.		Puran	130	05.02.2013	22.02.2013	17	1.50
104.		Ram Bachan	137	09.02.2013	22.02.2013	13	0.24
105.		Chunni Lal	138	09.02.2013	22.02.2013	13	0.44
106.		Ram Kailash	139	11.02.2013	22.02.2013	11	0.65
107.		Ashvini Kumar	140	11.02.2013	22.02.2013	11	0.61
108.	Nautanva	Lautan	67	12.01.2013	08.04.2013	86	0.99
			<b>Total</b>				<b>102.16</b>
<b>District-Kushinagar</b>							
109.	Padrauna	Sri Janardan	17	23.12.2014	06.01.2015	14	1.19
110.		Shyam Narayan	18	23.12.2014	06.01.2015	14	1.59
111.		Devendra	19	23.12.2014	06.01.2015	14	1.42
112.		Amresh Mishra	115	20.01.2015	12.02.2015	23	0.74
113.		Ram Kewal Yadav	116	20.01.2015	12.02.2015	23	0.62
114.		Veer Bahadur Singh	117	20.01.2015	12.02.2015	23	0.86
115.		Tikori Prasad Yadav	118	20.01.2015	12.02.2015	23	0.38
116.		Anit Kumar Singh	119	20.01.2015	12.02.2015	23	1.53
117.		Jitendra Singh	120	20.01.2015	12.02.2015	23	1.19
118.		Anit Kumar Singh	124	22.01.2015	21.02.2015	30	1.55
119.		Dinesh Pratap Singh	125	22.01.2015	21.02.2015	30	1.51



120.		Awadesh Pratap Singh	126	22.01.2015	21.02.2015	30	1.87
121.		Chandra Pratap Singh	131	24.01.2015	02.03.2015	37	1.53
122.		Vashistha	132	24.01.2015	02.03.2015	37	1.77
123.		Vengal	133	24.01.2015	02.03.2015	37	1.66
124.	Khadda	Rajesh	8	26.11.2014	09.12.2014	13	1.14
125.		Dhananjaya Yadav	9	26.11.2014	09.12.2014	13	0.94
126.	Vishunpura	Mukhtar Singh	38	03.12.2014	16.12.2014	13	0.42
127.		Udai Bhan	39	03.12.2014	16.12.2014	13	0.11
128.		Awadh Narayan Gupta	40	03.12.2014	16.12.2014	13	1.31
129.		Ram Chandra Ojha	41	03.12.2014	16.12.2014	13	1.16
130.		Mayenkeshwar Prasad	42	04.12.2014	16.12.2014	12	1.13
131.		Amil Chauhan	43	04.12.2014	16.12.2014	12	0.69
132.		Ram Sewak Kumar	44	04.12.2014	16.12.2014	12	0.95
<b>Total</b>							<b>27.26</b>
<b>District-Deoria</b>							
133.	Gauri Bazar	Ram Suchit Singh	213	30.01.2015	26.02.2015	27	1.17
134.		Ram Jeet Chaurasia	194	23.01.2015	24.02.2015	32	1.00
135.		Ameena	214	31.01.2015	13.02.2015	13	1.07
136.		Santosh Kumar Rao	215	31.01.2015	13.02.2015	13	0.87
<b>Total</b>							<b>4.11</b>
<b>District-Gorakhpur</b>							
137.		Jagdish Singh	9	24.12.2014	06.01.2015	13	0.36
138.		Jai Prakash	10	24.12.2014	06.01.2015	13	0.87
139.	Urwa	Pradeep Kumar Singh	27	08.01.2015	23.01.2015	15	0.73
140.		Rajesh Kumar Pandey	28	08.01.2015	23.01.2015	15	0.49
141.		Virendra Singh	29	09.01.2015	23.01.2015	14	0.52
142.		Girja Shanker	30	09.01.2015	23.01.2015	14	1.47
143.		Deo Mani Yadav	31	09.01.2015	23.01.2015	14	0.44
144.	Brahmpur	Mahendra	1486	24.12.2014	14.01.2015	21	1.38
145.	Basgaon	Shailendra Kumar Singh	29	15.12.2014	08.01.2015	24	1.44
146.		Shubhawati Singh	30	15.12.2014	08.01.2015	24	1.44
147.		Daya Shanker Singh	31	15.12.2014	08.01.2015	24	1.41
148.		Sacchidanand Singh	32	16.12.2014	08.01.2015	23	1.39
149.		Ravindra Prasad	33	16.12.2014	08.01.2015	23	1.36
150.		Ram Singh	22	11.12.2014	06.01.2015	26	0.06
151.		Phool Bahadur Singh	23	11.12.2014	06.01.2015	26	0.69
152.		Katwaru Maurya	24	12.12.2014	06.01.2015	25	0.44
153.		Kapil Deo Singh	25	12.12.2014	06.01.2015	25	0.17
154.		Rudra Pratap Singh	26	13.12.2014	06.01.2015	24	0.07
155.		Sohan Singh	27	13.12.2014	06.01.2015	24	0.68
156.		Indra Sen Singh	28	14.12.2014	06.01.2015	23	0.92
<b>Total</b>							<b>16.33</b>
<b>Grand Total</b>							<b>149.86</b>

### Appendix-2.9.1

#### Details of meetings of Governing Body and the Finance Committee

(Reference: Paragraph; 2.9.8.2 Page no. 143)

(In numbers)

Sl. No.	Year	Name of the body & committee			
		Governing Body (no. of meetings during year)		Finance Committee (no. of meetings during year)	
		Due	Held (shortfalls in bracket)	Due	Held (shortfalls in bracket)
1.	2010-11	4	4	4	2 (2)
2.	2011-12	4	2 (2)	4	3 (1)
3.	2012-13	4	2 (2)	4	3 (1)
4.	2013-14	4	3 (1)	4	4 (nil)
5.	2014-15	4	3 (1)	4	2 (2)
<b>Total</b>		<b>20</b>	<b>14 (6)</b>	<b>20</b>	<b>14 (6)</b>

(Source-SGPGI)

### Appendix- 2.9.2

#### Details of Intramural Projects

(Reference: Paragraph 2.9.8.5; Page no. 146)

Sl. No.	Financial year	Number of faculties available (per cent faculties undertook research)	Total no. of projects undertaken	Projects completed	No. of research papers published
1.	2010-11	149 (17)	26	23	09
2.	2011-12	151 (07)	11	10	05
3.	2012-13	146 (19)	28	25	05
4.	2013-14	166 (20)	34	34	-
5.	2014-15	181 (05)	09	--	02 (projects ongoing)
<b>Total</b>			<b>108</b>	<b>92</b>	<b>19</b>

(Source-SGPGI)

**(Appendix 3.1)****Details of revenue realised and remitted during  
August 2008 to March 2013***(Reference: Paragraph no. 3.8; page 168)*

Period	Income Tax		Trade Tax		Royalty		Departmental Receipt		Total Revenue		Balance Revenue to be Remitted (₹ lakh)
	Realised (₹ lakh)	Remitted (₹ lakh)	Realised (₹ lakh)	Remitted (₹ lakh)	Realised (₹ lakh)	Remitted (₹ lakh)	Realised (₹ lakh)	Remitted (₹ lakh)	Realised (₹ lakh)	Remitted (₹ lakh)	
	1	2	3	4	5	6	7	8	9=1+3+5+7	10=2+4+6+8	
August 2008 to May 2010	112.46	61.45 6.88*	112.47	52.10 15.26*	100.72	37.46 3.24*	14.91#	12.05	<b>340.56</b>	<b>188.44</b>	<b>152.12</b>
April 2012 to March 2013	17.59	15.29	26.56	17.77	10.30	8.79	1.76	0.01	<b>56.21</b>	<b>41.86</b>	<b>14.35</b>
<b>Total</b>	<b>130.05</b>	<b>83.62</b>	<b>139.03</b>	<b>85.13</b>	<b>111.02</b>	<b>49.49</b>	<b>16.67</b>	<b>12.06</b>	<b>396.77</b>	<b>230.30</b>	<b>166.47</b> or 1.66 crore

\*June 2010 to March 2012

# including stamp duty of ₹ 0.04 lakh

**Appendix 3.2****Details of excess execution due to unauthorised increase  
in quantum of work and unjustified expenditure***(Reference: Paragraph no. 3.13; page 173)*

Item	Estimated quantities of widened portion i.e. for km 52.000 to 66.400, km 66.400 to 70.600 and km 79.900 to 99.800 (total 38.500 km)		Estimated quantities of construction of new road i.e. for km 44.000 to 52.000 and km 99.800 to 104.600 (total 12.800 km)		Total required quantities for widened portion and construction of new road as per approved estimate (Column 2+ Column4)	Quantities as per contract bond	Executed quantities as per payment voucher	Excess execution due to increased road width (Column 7 – Column 5)	Rate per M <sup>3</sup> (₹) (As per contract bond)*	Excess expenditure (₹) (Column 8* Column 9)
	Required per km quantity as per approved estimate	Required quantity for 38.500 km	Required per km quantity as per approved estimate	Required quantity for 12.800 km						
	(1)	(2)	(3)	(4)	(5)	(6)	(7)	(8)	(9)	(10)
<b>Granular sub base</b>	112.50 M <sup>3</sup>	4331.25 M <sup>3</sup>	506.25 M <sup>3</sup>	6480.00 M <sup>3</sup>	10811.25 M <sup>3</sup>	21500.00 M <sup>3</sup>	<b>21738.94 M<sup>3</sup></b>	<b>10927.69 M<sup>3</sup></b>	2470.00	<b>26991394.30</b>
<b>Water Bound Macadam-I</b>	67.50 M <sup>3</sup>	2598.75 M <sup>3</sup>	281.21 M <sup>3</sup>	3600.00 M <sup>3</sup>	6198.75 M <sup>3</sup>	12200.00 M <sup>3</sup>	<b>14205.61 M<sup>3</sup></b>	<b>8006.86 M<sup>3</sup></b>	3500.00	<b>28024010.00</b>
<b>Water Bound Macadam-II</b>	326.00 M <sup>3</sup>	12551.00 M <sup>3</sup>	281.25 M <sup>3</sup>	3600.00 M <sup>3</sup>	16151.00 M <sup>3</sup>	12200.00 M <sup>3</sup>	<b>16859.09 M<sup>3</sup></b>	<b>708.09 M<sup>3</sup></b>	3300.00	<b>2336697.00</b>
<b>Total</b>										<b>57352101.30</b>
<b>Or</b>										<b>₹ 5.74 crore</b>

Lower rate of the two contract bonds has been taken

### Appendix 3.3

#### Details of funds released to executing agencies and interest earned on parked funds

(Reference: Paragraph no. 3.19; page 180)

(Amount ₹ in lakh)

Sl. No.	Name of Hospital	Year	Released Amount	Interest accrued at the rate of 4%
1.	Lokbandhu Sri Raj Narain Hospital, Lucknow (300 bedded).	2013-15 ( up to Nov 14)	2534.54	88.35
2.	Construction of OPD Block in Balrampur Hospital, Lucknow.	2013-15 ( up to Nov 14)	1335.07	79.13
3.	Joint Hospital, Hardoi, (100 bedded).	2013-15 ( up to Nov 14)	1194.35	53.30
4.	Upgradation of District Hospital (M), Gonda (300 bedded).	2013-15 (up to Nov 14)	1915.62	56.65
5.	Joint Hospital, Atraulia, Azamgarh (100 bedded).	2012-15 (up to Nov 14)	2099.27	73.38
6.	Male Hospital Gora Bazar, Ghazipur (200 bedded).	2013-15 (up to Nov 14)	2997.72	99.81
7.	Female Hospital, Ghazipur (100 bedded).	2013-15 (up to Nov 14)	656.06	43.73
8.	Joint Hospital, Banda (300 bedded).	2011-15 (up to Nov 14)	2300.00	162.13
9.	100 bedded Hospital in Chhibramau, Kannauj.	2012-15 ( up to Nov 14)	3035.47	113.57
10.	Joint Hospital, Kasganj (100 bedded)	2011-15 ( up to Nov 14)	1575.72	85.11
11.	Mental Health Institute and Hospital , Agra.	2011-15 ( up to Nov 14)	1878.84	53.00
<b>Total</b>			<b>21522.66</b>	<b>908.16</b>

**Appendix-3.4 A****Details of contract bonds executed for works along with expenditure incurred on execution of works***(Reference: Paragraph no. 3.22; page 183)*

Name of work	Administrative and Financial Sanction No/Date and Amount	Technical Sanction No. and Date	Date of Execution of contract bond	Cost of contract bond (₹ in crore)	Date of start	Date of completion	Expenditure incurred up to 06/2014
Ramkola Kasaya Marg	GO No. 611/23-12-10-01 NH/2010 Dated 31.03.2010 ₹ 39.90 Crore	1155/136/ Yata Deo. Circle /09 Dated 05.04.2010 (By Chief Engineer)	01/SE/Deo Circle/10 Dated 07.04.2010	32.43	07.04.2010	06.07.2011	₹ 12.26 Crore
Nebua Khadda Marg	GO No. 611/23-12-10-01 NH/2010 Dated 31.03.2010 ₹ 23.57Crore	289/Dated 20.07.2011 (By Chief Engineer)	26/SE/Deo Circle/11 Dated 22.07.2011	8.96	22.07.2011	21.09.2012	₹ 14.92 Crore
Ramkola Kasya Rampur Khurd Kotwa Dhudhauri Bypass Road (RKRKKD Bypass Road)	GO No. 2424/E/23-11-2011 Dated 22.11.2011 ₹ 9.31Crore	298 Dated 02.11.2011 (By Chief Engineer)	30/SE/Deo Circle/11 Dated 12.12.2011	6.14	12.12.2011	11.06.2013	₹ 1.07 Crore
<b>Total</b>	<b>₹ 72.78 crore</b>			<b>47.53</b>			<b>₹ 28.25 Crore</b>

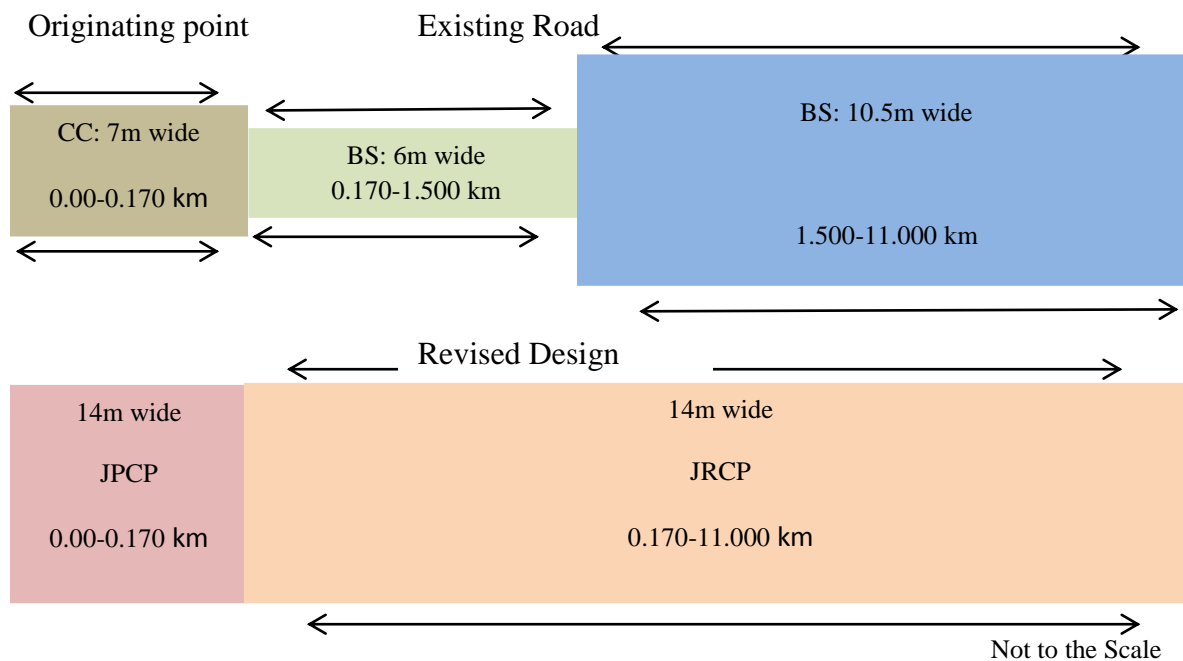
**Appendix-3.4 B****Details of bank guaranties and FDRs***(Reference: Paragraph no. 3.22; page 183)*

Name of work	Tender Invited	Bank Guarantee Number	Date of issue	Amount (₹ in crore)	Validity up to	FDR Amount (₹ in crore)
Ramkola Kasaya Marg	25.11.2009	7/CMB/730	07.04.10	4.90	07.04.13	1.64
		9/CMB/763	07.05.12	2.35	07.04.13	
Nebua Khadda Marg	18.06.2011	9/CMB/783	08.08.11	1.40	08.08.13	0.54
R K R K K D Bypass Road	22.09.2011	10/CMB/324	06.01.12	1.20	06.01.14	0.45
<b>Total</b>				<b>9.85</b>		<b>2.63</b>

### Appendix-3.5

#### Diagram showing the design of existing and widened road

(Reference: Paragraph no. 3.24; page 186)



CC: Cement Concrete, BS: Bituminous Surface, JPCP: Jointed Plain Concrete Pavement and JRCP: Jointed Reinforced Concrete Pavement.

### Appendix-3.6

#### Details of unwarranted expenditure

(Reference: Paragraph no. 3.24; page 186)

Sl. No.	Item	Estimated quantity (cum)	Executed quantity (cum)	Required quantity (cum)	Excess quantity (cum) (4-5)	Rate (₹)	Unjustified expenditure (₹)
(1)	(2)	(3)	(4)	(5)	(6)	(7)	(8)
1.	Earthwork in excavation in ordinary soil.	2083.00	3756.52	319.20	3437.32	130.00	4,46,852.00
2.	Construction of embankment	2083.00	3756.52	319.20	3437.32	112.00	3,84,980.00
3.	Construction of embankment with material obtained from borrowpits.	117522.00	110119.14	74160.80	35958.34	253.00	90,97,460.00
4.	Granular Sub base	29447.40	23643.97	18203.63	5440.34	2656.00	1,44,49,543.00
5.	Jointed Plain Concrete Pavement	238.00	228.71	0.00	228.71	7176.00	16,41,223.00
6.	Dry Lean Concrete	16570.00	15372.23	8284.95	7087.28	4049.00	2,86,96,397.00
7.	Jointed Reinforced Concrete Pavement	38663.00	34334.01	19331.55	15002.46	6458.00	9,68,85,887.00
<b>Total expenditure</b>							<b>15,16,02,342.00</b>
<b>Less 0.98 per cent below as per CB (-)</b>							<b>14,85,703.00</b>
<b>Unwarranted expenditure</b>							<b>15,01,16,639.00, i.e., 15.01 crore</b>

**Appendix 3.7**  
**Details of Avoidable Excess Expenditure**  
(Reference: Paragraph no. 3.25; page 187)

Item	Expenditure incurred (in ₹ crore)
Executed quantity of BM as per Voucher	7318.69 cum
Paid rate as per Voucher	₹ 6723.00 per cum
Cost of BM as levelling coat	₹ 4.92
Add premium at the rate of 8.21 per cent	₹ 0.40
<b>Total Avoidable Excess Expenditure</b>	<b>₹ 5.32</b>

**Appendix 3.8**  
**Details of excess payment of secured advance**  
(Reference: Paragraph no. 3.27; page 189)

Sl. No.	Particulars	Rate (in ₹)	Quantity as per estimate (in cum)	Quantity as per contract bond (in cum)	Secured advance paid for (in cum)	Admissible Secured advance (in ₹) (3)*(5)*75%	paid Secured advance (in ₹)	Excess payment (in ₹) (8)-(7)
(1)	(2)	(3)	(4)	(5)	(6)	(7)	(8)	(9)
1.	GSB	2321.80	21789	23088	30975	40204289	103311396	38210785
2.	22.4-53 stone ballast	2794.20	7796.25	11880	25593.91	24896322		
<b>Total</b>						<b>65100611</b>	<b>103311396</b>	<b>38210785</b>
<b>Say ₹ in crore</b>						<b>6.51</b>	<b>10.33</b>	<b>3.82</b>

### Appendix 3.9

#### Division wise details of consumed minor minerals and unpaid royalty

(Reference: Paragraph no. 3.28; page 190)

Name of Division	Material consumed	Stone Ballast up to 1.11.2012	Stone Grit up to 1.11.2012	Stone Ballast from 2.11.2012	Stone Grit from 2.11.2012	C/Sand up to 1.11.2012	F/Sand up to 1.11.2012	C/Sand from 2.11.2012	Total royalty due (₹)	Royalty paid (₹)	Royalty unpaid (₹)
		₹ 48/ M <sup>3</sup>	₹ 68/M <sup>3</sup>	₹ 72/ M <sup>3</sup>	₹ 102/ M <sup>3</sup>	₹ 32/ M <sup>3</sup>	₹ 32/ M <sup>3</sup>	₹ 75/ M <sup>3</sup>			
<b>Ghazipur</b>	Quantity in cu m	23608.29	21012.53	21498.95	20693.34	19804.53	0	21885.33	-	-	-
	Royalty Amount (₹)	1133197.92	1428852.04	1547924.4	2110720.68	633744.96	0	1641399.75	8495839.75	-	<b>8495,839.75</b>
<b>Ambedkar Nagar</b>	Quantity in cu m	12475.35	11728.68	0	0	8924.81	0	0	-	-	<b>0</b>
	Royalty Amount	598816.8	797550.24	0	0	285593.92	0	0	1681960.96	-	<b>1681960.96</b>
<b>Sant Kabir Nagar</b>	Quantity in cu m	9509.93	8567.39	0	0	9039.13	0	0	-	-	<b>0</b>
	Royalty Amount	456476.64	582582.52	0	0	289252.16	0	0	1328311.32	-	<b>1328311.32</b>
<b>Farrukhabad</b>	Quantity in cu m	0	6973.08	0	0	3486.54	3350.44	0	-	-	<b>0</b>
	Royalty Amount	0	474169.44	0	0	111569.28	107214.08	0	692952.80	-	<b>692952.80</b>
<b>Lakhimpur Khiri</b>	Quantity in cu m	3774.9	4658.36	0	0	4136.82	0	0	-	-	<b>0</b>
	Royalty Amount	181195.2	316768.48	0	0	132378.24	0	0	630341.92	-	<b>630341.92</b>
<b>Total Quantity</b>		49368.47	52940.04	21498.95	20693.34	45391.83	3350.44	21885.33	-	-	-
<b>Amount (₹)</b>		<b>2369686.56</b>	<b>3599922.72</b>	<b>1547924.4</b>	<b>2110720.68</b>	<b>1452538.56</b>	<b>107214.08</b>	<b>1641399.75</b>	<b>12829407</b>	-	<b>12829407</b>