



सत्यमेव जयते

Combined Finance And Revenue Accounts Of The Union And State Governments In India

FOR THE YEAR 2009-10

Volume - I



Foreword

With the coming into force of the Comptroller and Auditor General of India (Duties, Powers and Conditions of Service) Act, 1971 it is no longer the statutory responsibility of the Comptroller and Auditor General of India to prepare the Combined Finance and Revenue Accounts. However, we have continued the practice under my directions as it emphasizes the federal character of Financial Administration in this country. I am sure that the data contained in this document would be of use to the Union and State Governments and to researchers and students of public finance.

The Combined Finance and Revenue Accounts is a unique document that incorporates comparable information relating to the accounts of the Union and all the States for a year, together with their balances and outstanding liabilities and other information relating to the financial health of the Union and the States. This compilation is based mainly on the figures contained in the respective Finance Accounts of the Governments concerned.

(Vinod Rai)
Comptroller & Auditor General of India

Date: 31 March 2011
Place : New Delhi

The figures for Himachal Pradesh, Puducherry, NCT Delhi, Tamil Nadu & Maharashtra are provisional.



11011011010110100101
1010101011011010110

1101010001
1010001000
100010011
10011110

1010101010101010
1010101010101010

1010101010101010
1010101010101010
1111

11010111111010101011011011010110100101
110110101101111010101010110110101101

Contents

COMBINED FINANCE AND REVENUE ACCOUNTS OF THE UNION AND STATE GOVERNMENTS IN INDIA FOR THE YEAR 2009-10

TABLE OF CONTENTS

| Account No. | Particulars | Pages |
|-------------------|-----------------------------------------------------------------------------------------------------------------------------------------------------------------------------------------------------------------------------------------------|-----------|
| Volume - I | | |
| | Introductory | ii to vii |
| | Overview | 1-33 |
| 1. | Summary of Receipts and Disbursements of the Union, Union Territory and State Governments for the year ended 31st March 2010. | 34-41 |
| 2. | Account showing by Major Heads the Revenue Receipts of the Union, Union Territory and State Governments for the year ended 31st March, 2010. | 42-57 |
| 3. | Account showing by Major Heads the Expenditure met from Revenue of the Union, Union Territory and State Governments for the year ended 31st March, 2010. | 58-85 |
| 4. | Account showing by Major Heads the Receipts and Expenditure (Capital Account) of the Union, Union Territory and State Governments for the year ended 31st March, 2010. | 86-101 |
| 5. | Account showing by Major Heads the Receipts and Disbursements on account of Public Debt, Loans and Advances (Consolidated Fund) and Contingency Fund of the Union, Union Territory and State Governments for the year ended 31st March, 2010. | 102-133 |
| 6. | Account showing by Major Heads the Receipts and Disbursements on account of Public Account in respect of Union and State Governments for the year ended 31st March, 2010. | 134-157 |



Combined Finance and Revenue Accounts of the Union and State Governments in India for the year 2009-10

Introductory

1.1 Combined Finance and Revenue Accounts (CFRA) were being prepared in the past under the provisions of para 12 of Audit and Accounts Order 1936 as adapted by the Government of India (Provisional Constitution) Order 1947 read with Article 149 of the Constitution of India. With the coming into force of the Comptroller and Auditor General's (DPC) Act, 1971, the Government of India (Audit and Accounts) order 1936 ceases to be in force except as anything done or any action taken there under. It is, therefore, no longer the statutory responsibility of the Comptroller and Auditor General of India to prepare the Combined Finance and Revenue Accounts. The compilation, however, continues to be prepared under the directions of the Comptroller and Auditor General of India as it is considered as useful compilation and presents the accounts of all the Governments in India on a common and comparable basis. The compilation is prepared mainly on the basis of the figures contained in the respective Finance Accounts of the Governments concerned.

1.2 Pursuant to the decisions taken on the recommendations of a Committee constituted in December 1997 to examine various Accounts in this compilation from the point of view of their utility and format this compilation has been prepared in 3 volumes: the first volume containing major-head wise summary of receipts and disbursements of various Governments from the Consolidated Fund, the Contingency Fund and the Public Account, the second volume containing Subsidiary Accounts relating to Economic Services and the third volume containing Subsidiary Accounts relating to the General, the Social Services etc. The Subsidiary Accounts give details generally by minor heads of the figures shown in the General Accounts in volume. I. Scheme wise details are available in the concerned Finance Accounts of the respective Governments. Detailed Accounts relating to Public Account have not been given, the major head-wise details being available in General Accounts, Volume-I. An Overview on Government accounts has also been added in Volume-I, which is further supplemented by a study wherein receipt expenditure, debt and deficits have been expressed as a percentage of GDP/GSDP.

1.3 Main Division of Accounts: -

The accounts of Government are kept in three parts: -

Part-I Consolidated Fund

The revenue received by the Government, all loans raised nationally and from other Countries, multilateral agencies and others by the Government by issue of treasury bills, ways and means advances, market borrowings, special securities etc. recovery of loans, from the Consolidated Fund.

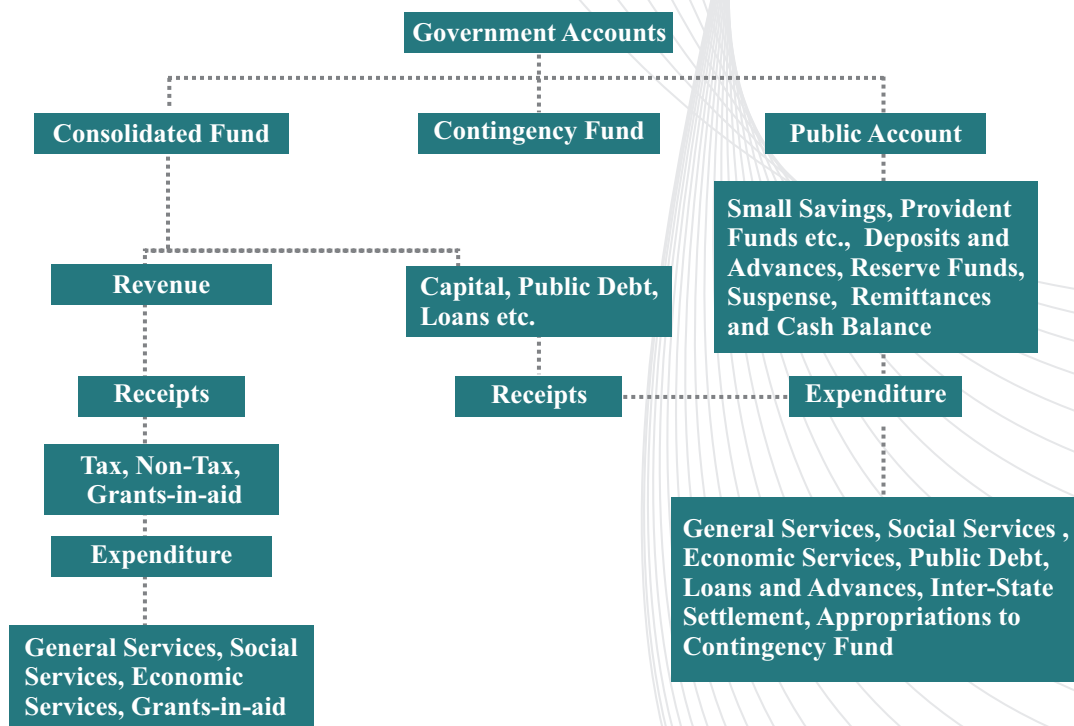
Part-II Contingency Fund

The contingency Fund is in the nature of an imprest into which sums as determined by law shall be paid from time to time. Advances are made out of the fund for meeting unforeseen expenditure pending authorization of such expenditure by the legislature.

Part-III Public Account

All other moneys received by or on behalf of the Government forms the Public Account. Items included in such funds are small saving/provident Fund, Deposits of local bodies, Reserve Funds, Suspense, Remittances and cash Balance. These items are not subjected to the vote of the legislature.

Pictorial representation of Structure of Government Accounts



2.1 In Part-I, there are two main divisions, viz.-

1. **Revenue-** consisting of sections for 'Receipt Heads (Revenue Account)', and 'Expenditure Heads (Revenue Account);
2. **Capital, Public Debt, Loans, etc. -** consisting of sections for 'Receipt Heads (Capital Account)' 'Expenditure Heads (Capital Account)' and 'Public Debt, Loans and Advances, etc;

The Revenue division deals with the proceeds of taxation and other receipts classed as revenue and the expenditure met there-from, the net result of which represents the revenue surplus or deficit for the year.

In Capital division, the section 'Receipts Heads (Capital Account)' deals with receipts of capital nature, which cannot be applied as a set off to capital expenditure.

The section 'Expenditure Heads (Capital Account)', deals with expenditure met usually from borrowed funds with the object either of increasing concrete assets of material and permanent character or of reducing recurring liabilities. It also includes receipts of capital nature intended to be applied as a set off against expenditure.

The section 'Public Debt, Loans and Advance, etc.', comprises loans raised and their repayments by Government such as 'Internal Debt' and 'Loans and Advances', made (and their recoveries) by Government. This section also includes certain special types of heads of transactions relating to 'Appropriation to the Contingency Fund' and 'Inter-State Settlement'.

2.2 In Part II of the Accounts are recorded the accounts of transactions connected with Contingency Fund established under Article 267 of the Constitution of India.

2.3 In Part III of the accounts, the transactions relating to 'Debt' (other than those included in Part I) 'Deposit', 'Advances', 'Remittances' and 'Suspense' are recorded. The transactions under 'Debt', 'Deposit', and 'Advances' in this part are those in respect of which Government incurs a liability to repay the moneys received or has a claim to recover the amounts paid, together with the repayments of the former ('Debt' and 'Deposit') and the recoveries of the latter ('Advances'). The transactions relating to 'Remittances' and 'Suspense' in this part embrace all heads which are merely adjusting heads under which appear such transactions as remittances of cash between treasuries and currency chests, account between different accounting circles, etc. The initial debits or credits to these heads will be cleared eventually by corresponding receipts or payments either within the same circle of account or in another account circle.

3. Sectors and Heads of Accounts: -

Within each of the section in Part I mentioned above, the transactions are grouped into sectors such as 'Tax Revenue', 'Non - Tax Revenue' and Grants - in - aid

and Contributions, for the receipt heads (Revenue Account) and 'General Services', 'Social Services', 'Economic Services' and 'Grant-in-aid and contributions' for expenditure heads. Specific functions or services such as Education, Medical, Family Welfare, Housing, etc. in respect of Social Services are grouped in the sectors for expenditure heads. In part III also the transactions are grouped into sectors, such as 'Small Savings', Provident Funds' and 'Reserve Funds' etc. The sectors are sub-divided into major heads of account. In some cases the sectors are in addition, sub-divided into sub-sectors before their division into major heads of account.

3.2 The major heads are divided into minor heads, each of which has number of subordinate heads, generally known as sub heads. The sub-heads are further divided into detailed heads. Under each of these heads, the expenditure is shown distributed between charged and voted. Sometimes major heads are also divided into sub-major heads before their further division into minor heads. The Sectors and Sub Sectors, the Major Heads, Sub Major Heads, Minor Heads, Sub Heads and Object Heads constitute a six tier arrangement of the classification structure of Government Accounts. The major, minor and sub-heads prescribed for the classification of expenditure in the general accounts are not necessarily identical with the Grants, sub heads and other units of allotments, which are adopted by the Ministry of Finance/Finance Department for Demands for Grants presented to the Parliament/Legislatures, but in a general a certain degree of correlation is maintained between the Demand for Grants and the Finance Accounts.

The major heads of accounts, falling within the sectors for expenditure heads, generally correspond to functions of Government, while the minor heads, subordinate to them, identify the programmes undertaken to achieve the objectives of the function represented by the major head. The sub-head represents scheme, the detailed head, the sub-scheme and object head, the object level of classification.

3.3 Coding Pattern Major Heads

A four-digit code has been allotted to the major heads, the first digit indicating whether the major head is a Receipt head or Revenue Expenditure head or Capital Expenditure head or Loan head.

The first digit of Code for Revenue Receipt heads is either 0 or 1. Adding 2 to the first digit Code of the Revenue Receipt head will give the number allotted to corresponding Revenue Expenditure head; adding another 2, the Capital Expenditure head; and adding another 2, the Loan head of Account. For example, for a Crop Husbandry head, code 0401 represents the Receipt head; 2401, the Revenue expenditure head, 4401, the Capital Outlay head and 6401, the Loan head.

Such a pattern is, however, not relevant for those departments, which are not, operating Capital or Loan head of accounts e.g. Department of Supply. In a few cases, however, where Receipts and Expenditure are not heavy, certain major heads have been combined under a single number, the major heads themselves forming sub-major heads under that number.

Sub-Major Heads

A two-digit code has been allotted, the code starting from '01' under each major head. Where no sub-major head exists, it is allotted a code '00'. Nomenclature 'General' has been allotted Code '80' so that even after further sub-major heads is introduced; the Code for 'General' will continue to remain the last one.

Minor Heads

Minor Heads have been allotted a three digit code, the codes starting from '001' under each sub-major/ major head (where there is no sub-major head) Codes from '001' and few codes '750' to '900' have been reserved for certain standard minor heads. The coding pattern for minor heads has been designed in such a way that in respect of certain minor heads having a common nomenclature under various major/sub-major heads, as far as possible, the same three-digit code is adopted.

Under this scheme of codification, receipt major heads (revenue account) assigned the block numbers from '0020' to '1606' expenditure major heads (revenue account) from '2011' to '3606' expenditure major heads (capital account) from '4046' to '5475', major heads under Public Debt from '6001' to '6004' and those under 'Loans and Advances'; 'Inter-State Settlement' and 'Transfer to Contingency Fund' from '6075' to '7999'. The Code number "4000" has been assigned for Capital Receipt Major Head. The only major head 'Contingency Fund' in part II, 'Contingency Fund' has been assigned the code number '8000'. The major heads in the Public Accounts are assigned the code numbers from '8001' to '8999'.

4.1 The transactions included in the compilation represent mainly the actual receipts and disbursements during the financial year 1 April 2009 to 31st March 2010 as distinguished from amounts due to or from Government during the same period. The cash basis system is however, not entirely suitable for recording the transactions and presenting the true state of affairs of Government commercial undertakings run on commercial principles. The detailed accounts of this class of undertakings are therefore, maintained outside the regular accounts in proper commercial form and are not included in this compilation.

4.2 The figures of actuals shown in these accounts are net after taking into account the recoveries although the Demands presented to the Parliament/Legislature and the Appropriation Accounts are for gross expenditure and exclude the receipt and recoveries, which are otherwise permissible to set off in reduction of expenditure.

5.0 In this compilation a specified pattern has been adopted according to which an account No. by itself say No. 25 relates to receipts under that head. If suffixed by 'A' (No.25A) it relates to expenditure under that head, if suffixed by 'B' relates to capital outlay and lastly if by 'C' to the loans.

6. Cash Balance

There are separate Cash Balances of the Union and each of the State Governments, which are either held in a Government Treasury or kept with the Reserve Bank of India.

As it is a difficult and complicated process to split up the balances of the 'Consolidated Fund' 'Contingency Fund' and 'Public Account', one single balance is shown in these accounts for all the three parts.

In this compilation, the figures in the Account Statement of summary transactions, overview, suspense balances and Capital and Other Expenditure have been exhibited in crores of rupees and in the Other Subsidiary statements in thousands of rupees.

7. The Subsidiary Accounts relating to Railway, P&T and Defence have not been included. The major head-wise information relating to these accounts is available in the General Accounts, volume I.

OVERVIEW OF COMBINED FINANCE AND REVENUE ACCOUNTS (UNION AND THE STATES)

1.0 Introduction

The Combined Finance and Revenue Accounts (CFRA) prepared under the direction of the Comptroller and Auditor General of India, is an unique document as it presents the audited accounts of all the States, Union Territories and the Union in one place. The CFRA is in three volumes and contains information on the finances of the Governments. An “overview” of the CFRA is presented here to provide the interested reader information on basic economic parameters across the States and the Union. The following aspects are discussed in the overview:

- Assets and Liabilities of the Government
- Summary of the receipts and disbursements
- Revenue receipts of the Government
- Allocative priorities (expenditure) of Government
- Deficit and Debt of the Government

2.0 Assets and Liabilities

2.1 Though there is no Balance Sheet of the Government as in the case of a commercial enterprise, it is possible to construct one from the information available in the accounts in the form of its assets and liabilities or in terms of a statement of balances of resources. Assets for the Government mainly imply financial assets. Liabilities and assets of the Government include the following:

| Assets | Liabilities |
|------------------------------------------------------------------------------------------------------------------------------------------------|----------------------------------------------------------------------------------------------------------------------------------------------------------------------------------------------------------------------------------------------------|
| <ul style="list-style-type: none">• Capital Expenditure• Loans and Advances• Cash Balance• Investment | <ul style="list-style-type: none">• Internal Debt• External Debt• Loans from Central Govt. (in case of State Governments)• Small Savings• Reserve Funds¹• Other Deposits |

¹ Reserve Funds are created by charging the amount in revenue account of Consolidated Fund. These are purpose specific and despite being aberrations in cash based accounting visualizes earmarked resource flows. Further, these would largely be self-liquidating. This concept was, however, introduced to earmark resources on an annual basis to take care of lumpy expenditure or to allocate these to specific purposes.

The detailed figures corresponding to these items are indicated in Table 1

Table 1 : Assets and Liabilities and the Statement of Balances (position as on 31st March 2010)
(₹ in crore)

| Assets | Union | States | Combined | Liabilities | Union | States | Combined |
|------------------------------------------------------|----------------|----------------|----------------|---------------------------------------------------|----------------|----------------|----------------|
| Cash | 32265 | 120291 | 152556 | Borrowings (Public Debt) | 2462422 | 1065858 | 3528280 |
| Cash in treasuries and local Remittances | -6 | 422 | 416 | Internal Debt | 2328339 | 1065858 | 3394197 |
| Departmental Balance | 3412 | 1124 | 4536 | External Loans | 134083 | 0 | 134083 |
| Permanent Cash Imprest | 55 | 24 | 79 | Loans and Advances from Central Government | 0 | 149260 | 149260 |
| Cash Balance Investments | 18181 | 96685 | 114866 | Non Plan Loans | - | 9987 | 9987 |
| Deposits with Reserve Bank of India | 10623 | -12661 | -2038 | Loans for State Plan Schemes | - | 136494 | 136494 |
| Investment from Earmarked Funds | 0 | 34697 | 34697 | Loans for Central Plan Schemes | - | 533 | 533 |
| Capital Expenditure | 899791 | 1045966 | 1945757 | Loans for Central Sponsored Plan Schemes | - | 1712 | 1712 |
| Investment in shares of Companies, Corporations etc. | 286920 | 242928 | 529848 | Other Loans | - | 534 | 534 |
| Other Capital Expenditure | 612871 | 803038 | 1415909 | Contingency Fund (corpus) | 500 | 2811 | 3311 |
| Contingency Fund (Un-recouped) | 0 | 377 | 377 | Liabilities on Public Account | 608284 | 491093 | 1099377 |
| Loans and Advances | 219666 | 181969 | 401635 | Small Savings, Provident Funds etc | 463826 | 227445 | 691271 |
| Advances with departmental officers | 8969 | 3298 | 12267 | Deposits | 98783 | 134458 | 233241 |
| Suspense and Miscellaneous Balances | 27197 | 3889 | 31086 | Reserve Funds | 20670 | 91001 | 111671 |
| Remittances | 3747 | 5240 | 8987 | Remittances Balances | 1173 | 8397 | 9570 |
| | | | | Suspense and Miscellaneous Balances | 23832 | 29792 | 53624 |
| Total | 1191635 | 1361030 | 2552665 | Total | 3071206 | 1709022 | 4780228 |
| Cumulative Excess of Expenditure over Receipts | 1879571 | 445993 | 2325564 | Cumulative Excess of Receipts over Expenditure | | 98001 | 98001 |
| Total | 3071206 | 1807023 | 4878229 | Total | 3071206 | 1807023 | 4878229 |

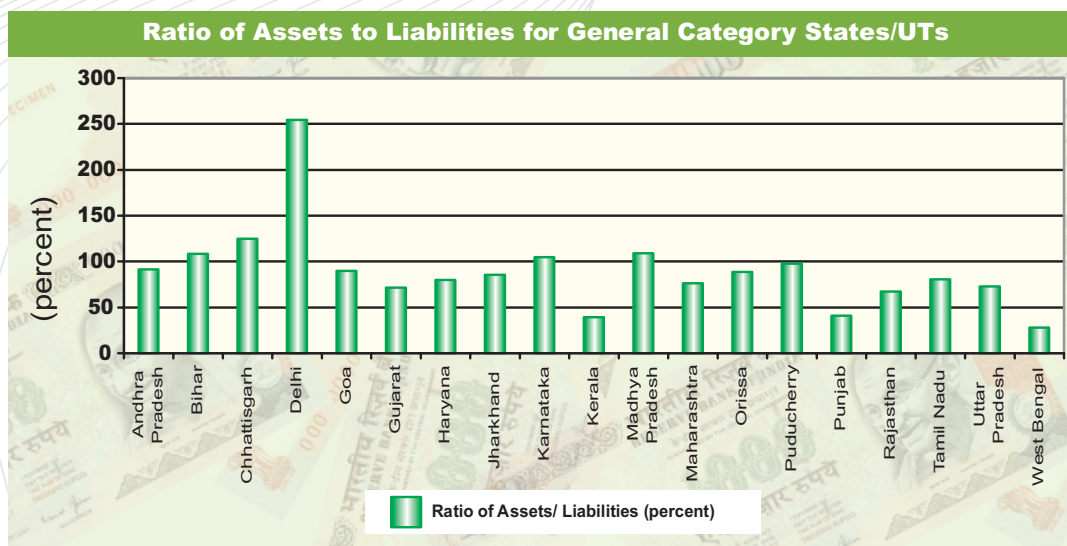
2.2 Overall resources of Union and States at the end of March 2010 were ₹ 4780228 crore. As against this, the total assets valued at the historic rates were ₹ 2552665 crore. The Central Statistical Organization² in their National Accounts Statistics had estimated the Net Capital Stock of the administrative departments and the departmental undertakings, which generally corresponds to the Union and States during 2009-10 at ₹ 3871572 crore³. Total Assets as defined above (cumulative capital expenditure and outstanding advances) worked out to 66 percent of the NAS Net Capital Stock. This would get reduced to around 62 percent with the adjustment of outstanding advances of the Union Government to the States.

2 National Accounts Statistics released by Central Statistical Organisation also publishes Net Capital Stock of the Public Sector. The Net Capital Stock of Administrative Departments and Departmental Undertakings would broadly correspond to the Union and States Government. NAS follows the perpetual inventory method and adopts depreciation based on defined life of various assets

3 Available from National Accounts Statistics

2.3 Ratio of assets to the liabilities of the Union and States was 53 percent (39 percent for the Union Government and 80 percent for the States). The assets of the Union Government also included the loans and advances made by it to the States. This was in the nature of a contra entry as these assets of the Union Government were the liabilities of the States. Removal of this entry, however, would not lead to any reduction in the shortfall in assets relative to liabilities, as these would set off each other, but it may result in a marginal decline in the overall ratio of assets to liabilities⁴. A lower ratio of assets to liabilities is indicative of the extent of erosion of resources of these entities and inadequacy of their assets back up.

Graph-1



2.4 The ratio of Assets to Liabilities in respect of six States namely Bihar, Chhattisgarh, NCT Delhi, Karnataka, Madhya Pradesh and Puducherry was more than 100 percent, whereas the ratio of Assets to Liabilities was less than 50 percent in respect of three States namely West Bengal, Kerala and Punjab. The ratio of Assets to Liabilities in respect of Delhi was much higher because of absence of Public Accounts figures and Cash Balance except National Small Saving Fund.

2.5 The ratio of Assets to Liabilities in respect of special category States⁵, Arunachal Pradesh, Sikkim was more than 200 percent whereas in only two States, Himachal Pradesh and Uttarakhand, the ratio was less than 100 percent. Other States in this category had the ratio within the range of 100 to 200 percent were Assam, Jammu and Kashmir, Manipur, Meghalaya, Mizoram, Nagaland and Tripura.

⁴ These liabilities exclude Governments' pension obligations, unreckoned liabilities and contingent liabilities. Pension expenditure is shown based on what is incurred annually. But these could be considered as annuity payments. Preliminary estimates conducted in 2001 using World Bank PROST actuarial model suggested that the present value of Central and States pension liabilities could amount to 25 percent of GDP. In many States, some of the liabilities or payment obligations may not be reckoned fully. Outstanding payments of Dearness allowances arrears, payments to suppliers, etc., are a few of such obligations. These liabilities are not included in the fiscal liabilities. Guarantees given by the Union and States, which are in the nature of contingent liabilities, are also excluded.

⁵ Special Category States have special dispensation with regard to their block plan assistance. Against a ratio of 30:70 between grants and loans for other States, these States have a ratio of 90:10. This increases the quantum of grants-in-aid to these States relating to others.

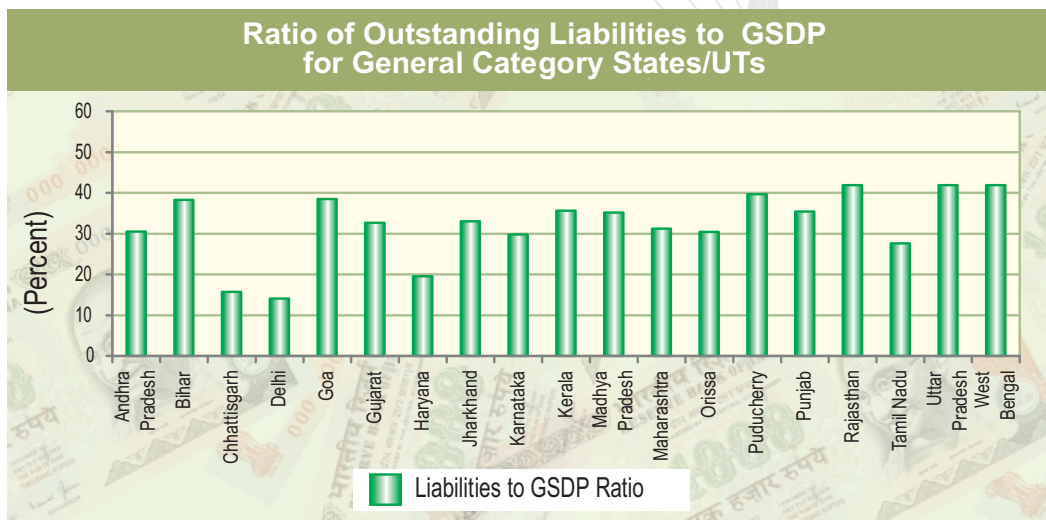
Graph-II



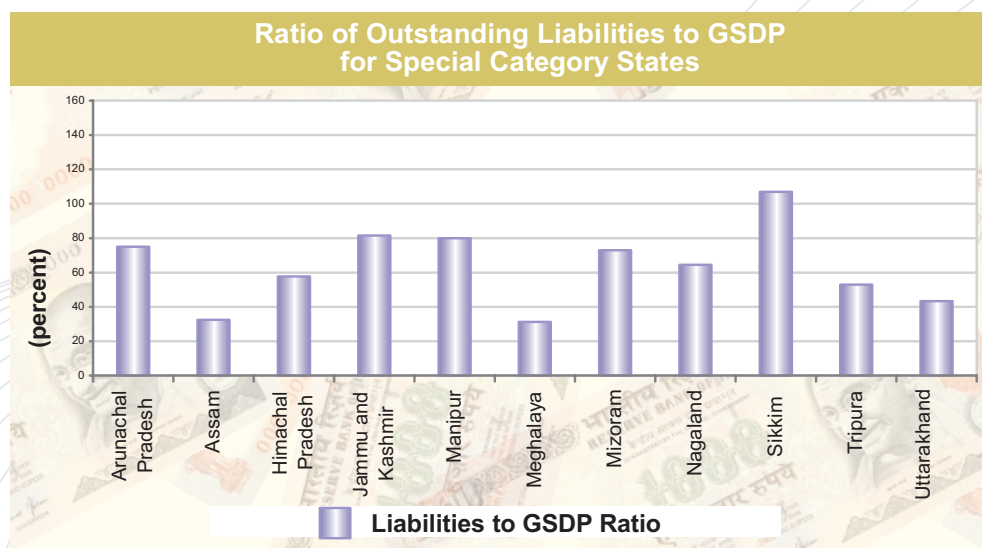
2.6

Inter-State variation in liabilities of the States as a percentage of their respective GSDP is depicted below in Graph – III & Graph - IV. Significant inter state variations were observed wherein Sikkim a special category State had the highest ratio among all the States. Delhi had the lowest liability to GSDP ratio because of the absence of figure of Public Account and Cash Balance except National Small Saving Fund which was treated as a liability. States with a higher tax/GSDP ratio made less recourse to borrowings and had a lower liabilities/GSDP ratio.

Graph-III



Graph – IV



3. Summary of Annual Accounts

3.1 While the 'balance sheet' or summary of balances is the accumulated position as on 31st March 2010 and represents the stock of both assets and liabilities, it does not indicate the current performance of the Government. Parameters like the States' ability to raise resources- both taxes and user charges from various services, expenditure and cost of delivery of service, allocative priorities of their disbursement, revenue and fiscal deficit (or fiscal imbalances) and net annual increase in their liabilities, etc. can not be gauged from the summary. Annual financial statements are the appropriate instruments for this purpose.

3.2 The overall revenue receipts⁶ of the Union and States during 2009-10, as evident from Table 2, were ₹ 1488046 crore. The Governments also raised ₹ 46101 crore by way of recovery of past loans and miscellaneous capital receipts⁷ (largely on account of disinvestments). The total non-debt receipts amounted to ₹ 1534147 crore and these were distributed between the Union and the States in the ratio of 48:52.

3.3 Total expenditure of the Union and States comprising revenue expenditure, capital expenditure and loans and advances amounted to ₹ 2163689 crore and its distribution between Union and States was in the ratio of 54:46. However, as depicted in table 2 below, the consolidated fund of Union and States was in deficit, as excess of public debt receipts over disbursements could not cover the total expenditure.

⁶ Revenue Receipts are gross and unadjusted for the transfers from the higher tier of the Government, except for the transfer of the taxes collected by the Union Government as mandated by Finance Commission. Expenditure has also been taken on gross basis

⁷ Miscellaneous capital receipts and recovery of outstanding loans essentially involves a reduction in assets, financial or physical

Table 2 : Summary of the Receipts, Disbursements, Deficit and Debt in 2009-10

(₹ in crore)

| Receipts | | | Derived Items | | Disbursements | | |
|------------------------------------------|---------|---------|------------------------|--------|------------------------------------------|---------|---------|
| | Union | States | Union | States | | Union | States |
| Consolidated Fund | | | | | | | |
| Revenue Receipts ⁸ | 704523 | 783523 | | | Revenue Expenditure | 1057479 | 814260 |
| | | | Revenue Balance | | | | |
| | | | 352956 | 30737 | | | |
| Misc. Capital Receipts | 24581 | 385 | | | Capital Expenditure | 100686 | 152318 |
| Recovery of Loans | 12732 | 8403 | | | Loans and Advances | 16115 | 22831 |
| Total Non-Debt Receipts | 741836 | 792311 | | | Total Expenditure | 1174280 | 989409 |
| | | | Fiscal Balance | | | | |
| | | | 432444 | 197098 | | | |
| Public Debt | 3405327 | 214679 | | | Public Debt | 3085792 | 73424 |
| Transfer to Contingency Fund | 0 | 6 | | | Transfer to Contingency Fund | 0 | 6 |
| Inter-State Settlement | 0 | 600 | | | Inter-State Settlement | 0 | 350 |
| Total Consolidated Fund | 4147163 | 1007596 | | | Total Consolidated Fund | 4260072 | 1063189 |
| | | | CFS Balance | | | | |
| | | | 112909 | 55593 | | | |
| | | | Contingency Fund | | | | |
| Appropriation Receipts | 0 | 535 | | 419 | Expenditure | 0 | 954 |
| Public Account | | | | | | | |
| Small savings, Provident Fund and Others | 378377 | 59212 | | | Small Savings, Provident Fund and Others | 342105 | 36087 |
| Reserves and Sinking Fund | 101420 | 25466 | | | Reserves and Sinking Fund | 114998 | 27639 |
| Deposits | 102198 | 299988 | | | Deposits | 97849 | 285398 |
| Civil Advances | 64855 | 4410 | | | Civil Advances | 64006 | 4973 |
| Suspense Account | 9247 | 2621219 | | | Suspense Account | 12022 | 2608621 |
| Remittances | 4304 | 199064 | | | Remittances | 1152 | 196359 |
| Total Public Account | 660401 | 3209359 | | | Total Public Account | 632132 | 3159077 |
| | | | Public Account Balance | | | | |
| | | | 28269 | 50282 | | | |
| Cash Balances | | | | | | | |
| Opening Cash Balances | 95256 | -1927 | | | Closing Cash Balances | 10616 | -7657 |
| | | | Cash Balance Diff | | | | |
| | | | -84640 | -5730 | | | |

3.4 For both the Union and the States, revenue expenditure accounted for around 87 percent of total expenditure (90 percent for the Union Government and 82 percent for the States). Capital expenditure and loans and advances accounted for the balance.

3.5 Revenue expenditure for the Union Government also included grants in aid to States, which formed part of the revenue receipts of the States. Similarly, a significant part of loans and advances of the Union Government were disbursed to the States. Actual expenditure from these receipts of the States occurred at their level. Excluding grants-in-aid and loans and advances, total combined

⁸ Consolidated Fund Receipts also included excise duty receipts that were transferred to States. However, the revenue receipts and revenue expenditure indicated above is net of such transfers

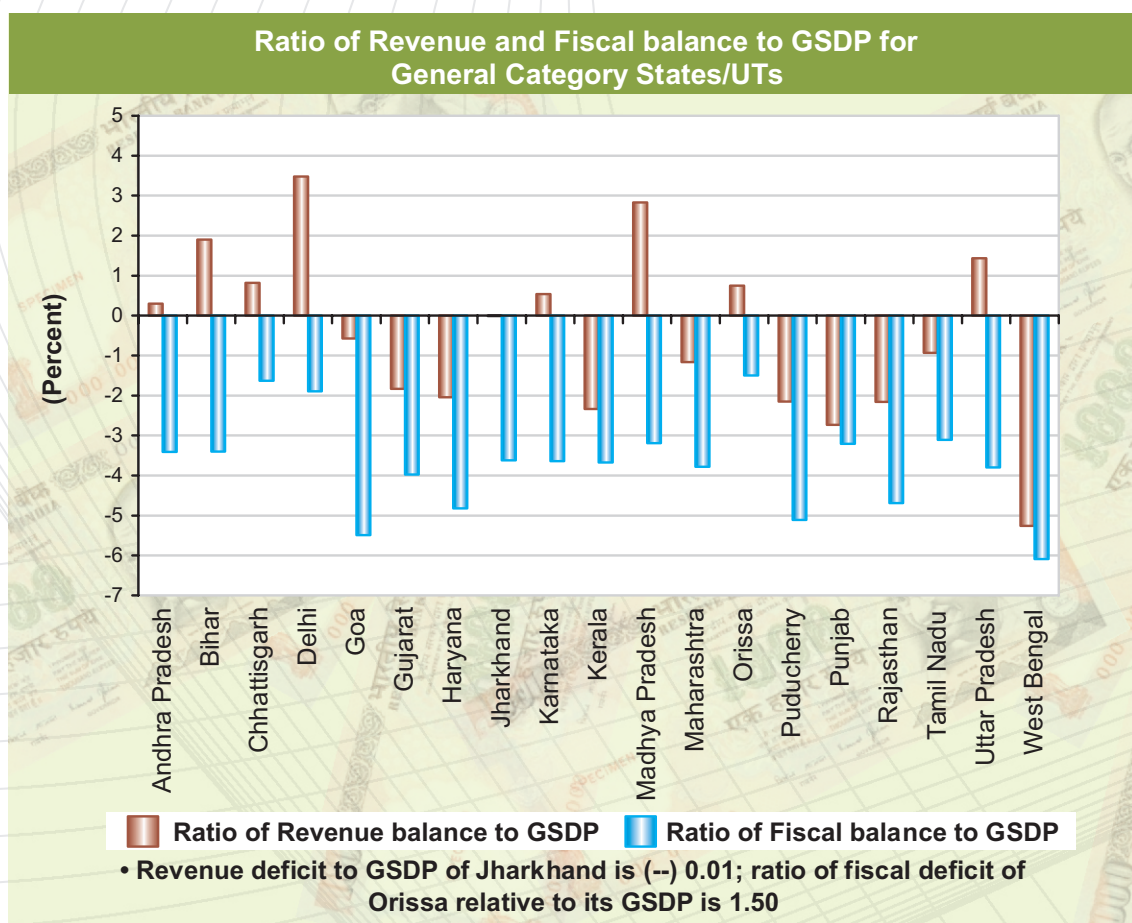
expenditure of the Union and the States was ₹ 2005532 crore or around 31 percent of GDP⁹ and for the year 2008-09 it was ₹ 1822902 crore.

3.6 Combined revenue deficit in 2009-10 was ₹ 383693 crore (₹ 352956 crore for the Union and ₹ 30737 crore for the States) and it was 5.86 percent of GDP 5.39 percent for the Union and 0.47 percent for the States)¹⁰ Similarly, Combined Fiscal deficit was ₹ 629542 (₹ 432444 crore for the Union & ₹ 197098 crore for the States) and it was 9.61 percent of GDP (6.60 percent for Union and 3.01 for the States).

3.7 Combined fiscal deficit would, however get reduced to the extent of loans and advances disbursed by the Union to States. Adjusted combined fiscal deficit was 9.49 percent of the GDP. Unadjusted Combined Revenue deficit was 61 percent of fiscal deficit for both the Union and States.

3.8 The interstate comparison in Revenue and Fiscal balances of the States, relating to their respective GSDP (in Graph – V & Graph – VI is as under:

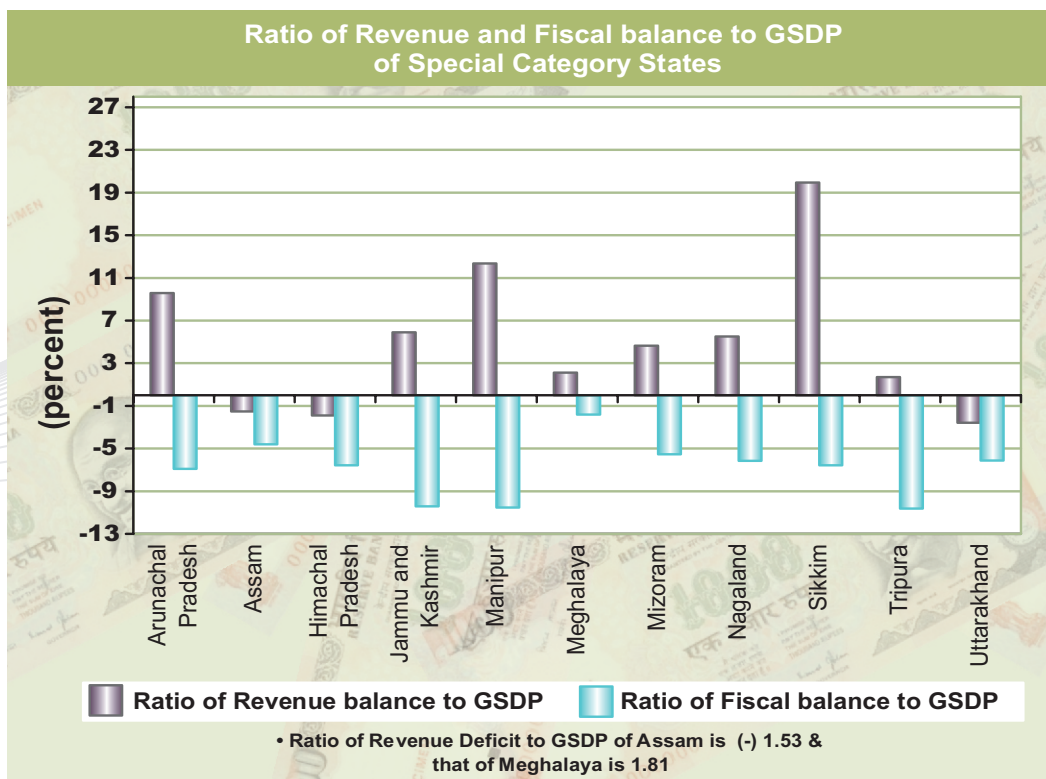
Graph – V



9 The GDP figures (₹ 6550271 crore) used are as released by CSO and are at market prices. However, for Inter-State comparison; figures used are of Gross State Domestic Product (GSDP) of each state as released by their respective Directorates of Economic and Statistics. The State wise GSDP figures are at factor cost and aggregated state figures are significantly lower (around 22 percent) than National GDP (market price). Even the aggregate of state wise GSDP at factor cost is only 83 percent of GDP at factor cost released by CSO

10 The ratio of revenue balance (unadjusted) to GDP for the Union would be 5.39 percent and for States (-) 0.47 percent.

Graph – VI



3.9 This brings us to a detailed analysis of the underlying reasons for the revenue and fiscal balances of the states.

4. Revenue Receipts

4.1 Revenue Receipts of a Government are composed of the following:

- Own tax revenues.
- Receipts from sovereign functions, financial intermediation and user charges for economic and social services provided.
- Devolution of taxes collected by the Union and transferred to the States in terms of the award by the Finance Commission (State Governments/Union Territories)
- Grants-in-Aid.(State Governments/Union Territories)

4.2 The revenue of the Union from the taxes and duties levied and collected by it, is indicated in its revenue receipts as net of the share of States transferred to them in terms of the award of the Finance Commission. The States' share in Union pool of taxes and duties form the part of the revenue receipts of the respective State/U.T. Government. Similarly, the grants-in-aid transferred by the Union to the States are in the nature of revenue expenditure of the Union and form part of revenue receipts of the States. The revenue receipts of the Union and the States excluding Grants-in-Aid and tax proceeds transferred to States I. e. only from tax and non tax revenue amounted to ₹ 1334580 crore. Figures in Table 3 reveal that around 75 percent of the adjusted revenue came by way of taxes and the rest from non - tax receipts. This proportion, however, significantly varied

between the Union and the States and also among other States. Graph-VII & Graph-VIII indicate the proportion of various components of resource in total resources across the States.

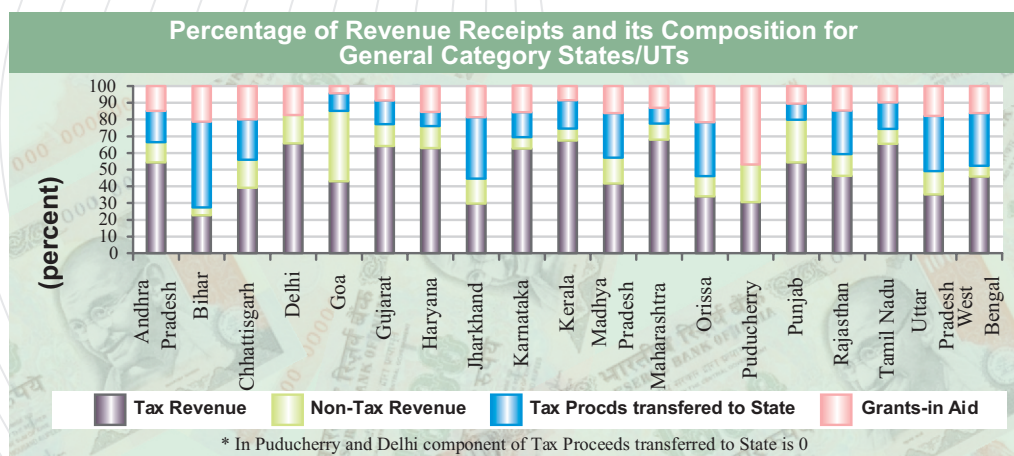
Table 3 : Revenue Receipts and its composition

(₹ in crore)

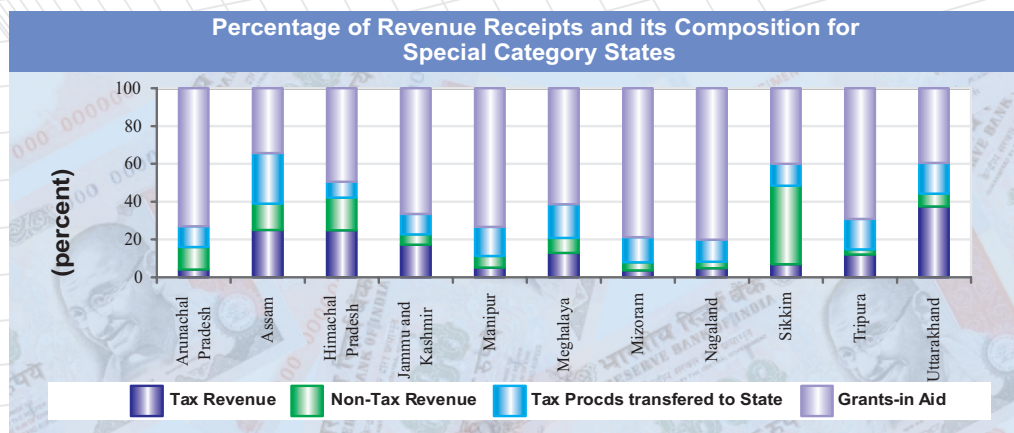
| | Union | States | Combined |
|-------------------------------------------------|---------|--------|----------|
| Revenue Receipts | 704523 | 783523 | 1488046 |
| Tax Revenue | 624527 | 376267 | 1000794 |
| Non-Tax Revenue | 241686 | 92100 | 333786 |
| Tax Proceeds transferred to State ¹¹ | -164831 | 164834 | 3 |
| Grants-in-Aid | 3141 | 150322 | 153463 |

4.3 The State-wise variations of revenue receipts and their compositions are depicted in Graph – VII and Graph - VIII

Graph – VII



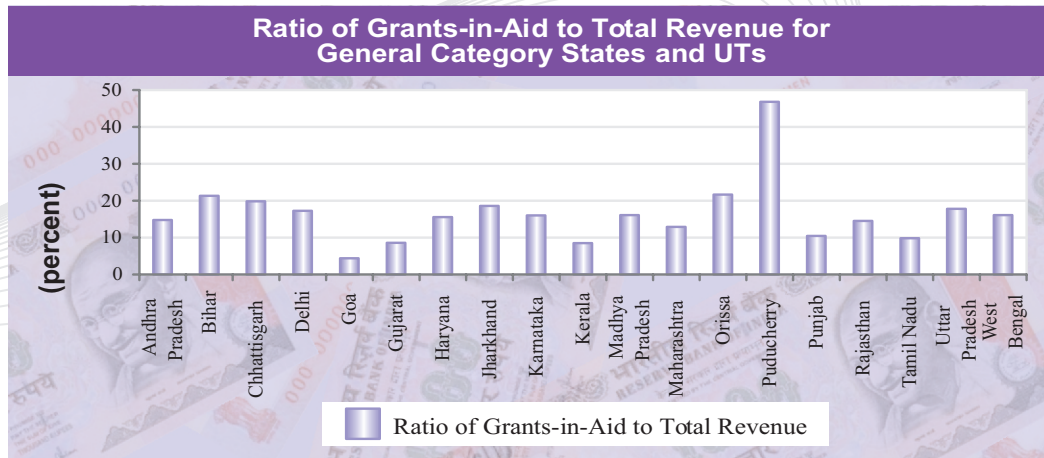
Graph–VIII



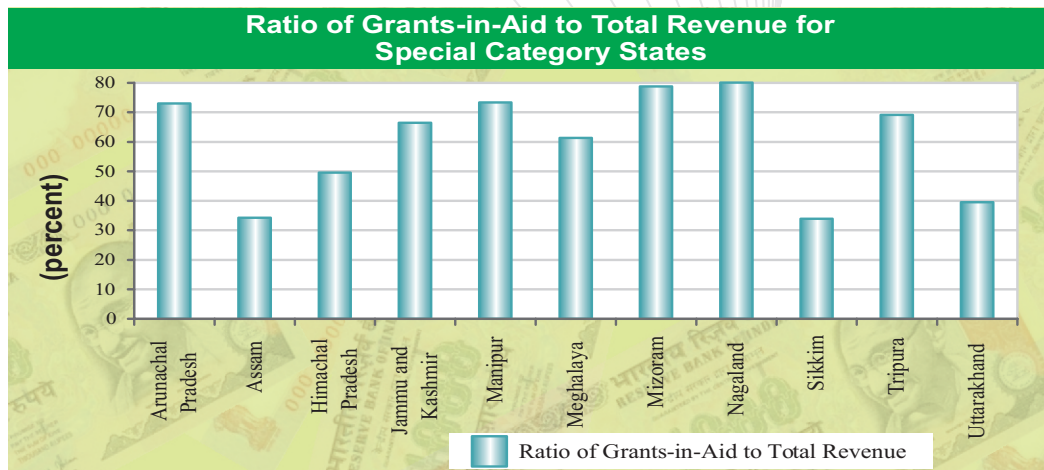
¹¹ The two amounts (devolution of proceeds of taxes by the Union Government to States and States receipts of the same) should be same. The difference between these two figures may be due to non- reconciliation

4.4 In respect of the Special category States, Grants-in-Aid form a significant proportion of their total revenue receipts. Grants-in-Aid across General Category States and Special category States is depicted in the Graph-IX & Graph-X below respectively :-

Graph-IX



Graph-X



4.5 Revenue receipts are linked to economic activity and domestic product is its natural base. Overall combined revenue receipts for Union and States unadjusted for transfers (Grants-in-Aid) were 22.72 percent of GDP at market prices¹². These were distributed between the Union and States as 10.76 and 11.96 percent respectively. (Revenue Receipts to GSDP ratio for the States based on the GSDP figures as indicated by their respective Directorates of Economics and Statistics would be 15.42 percent¹³.) Tax receipts were 15.28 percent of GDP (9.54 percent for the Union and 5.74 percent for the States) and non-tax receipts were 5.10 percent GDP (3.69 percent for the Union and 1.41 percent for the States) (Table 4). Revenue receipts on per capita basis were ₹ 12718 (₹ 11434 after adjustment of grants-in-aid to the States.)

¹² The adjusted revenue receipts of the Union and State would decline to ₹ 1334580 crore and would be 20 percent of GDP

¹³ In case of all fiscal parameters, the ratio calculated based on national level GDP (market prices) would be lower compared to the ratio based on GSDP of the States

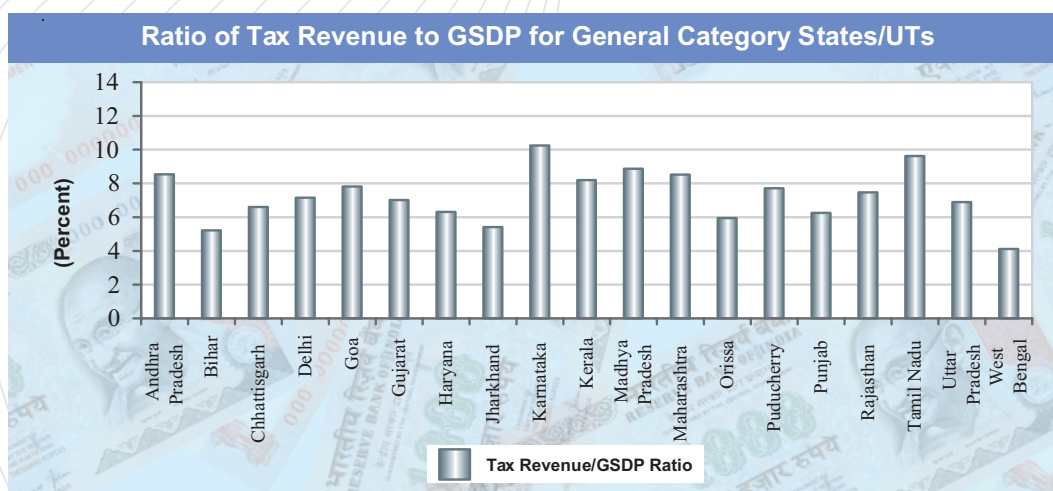
Table- 4 : Components of Revenue Receipts relative to GDP at Market Prices (Percentage)

| | Union | States | Combined |
|------------------------------------|-------|--------|----------|
| Revenue Receipts | 10.76 | 11.96 | 22.72 |
| Tax Revenue | 9.54 | 5.74 | 15.28 |
| Non-Tax Revenue | 3.69 | 1.41 | 5.10 |
| Tax Proceeds transferred to States | -2.52 | 2.52 | - |
| Grants-in-Aid | 0.05 | 2.29 | 2.34 |

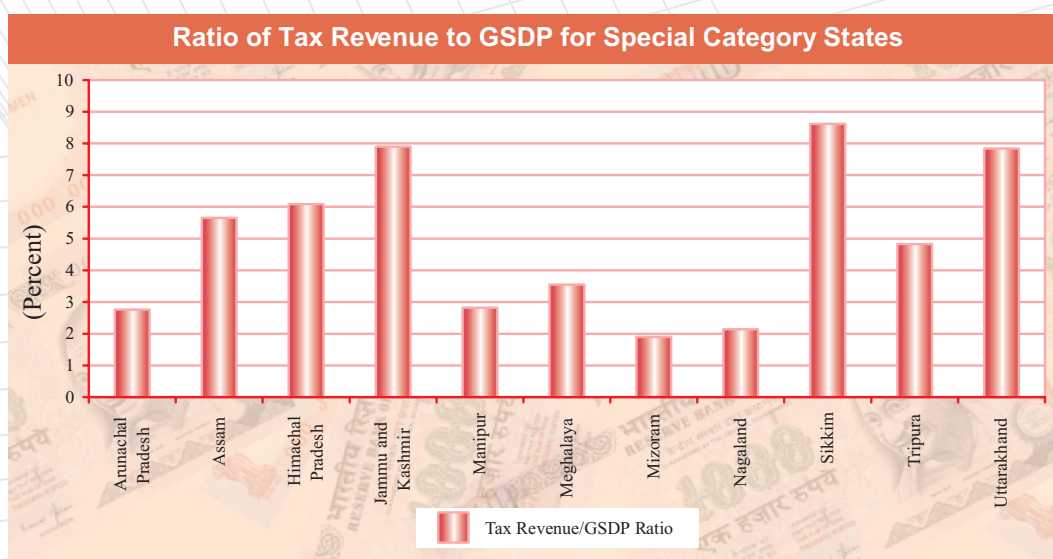
4.6

The Tax to GSDP ratio across all the States is given in Graph XI and Graph XII below:

Graph XI



Graph XII



4.7 Both the Union and State Governments had deployed a variety of taxes to raise revenue. These taxes were broadly of three types – income and expenditure taxes or direct taxes; taxes on property transactions and commodities and service tax. Most of the revenue of the Union Government was generated by income and corporate taxes, customs and excise duties. In the case of States, sales tax, state excise duties (mostly on alcohol), stamp duty and registration fees and taxes on motor vehicles were the major resource generators. However, as a group, commodities and service taxes contributed the most to all State tax resources (Breakup of commodity taxes is in Table 5)

4.8 Revenue receipt from taxes was 9.54 percent of GDP for the Union Government and bulk of that came from direct taxes (5.64 percent of GDP or 59 percent of total tax receipts). In the case of States, around 87 percent of tax revenue came from commodities and service taxes with sales tax alone contributing to around 61 percent. Relative to GDP, receipts from State taxes were 5.74 percent.

4.9 For the Union and States combined, nearly 57 percent of the receipts from taxes came from commodities and service taxes while remaining 43 per cent from taxes on income and expenditures and property transactions.

4.10 Taxes on property transactions for both Union and States contributed 5.43 percent of total tax receipts. Though the States mostly levied property taxes, their share in total tax revenue of the States was only 12 percent. The predominance of the commodity taxes was, therefore, across both the tiers of Government. There was hardly any overlap in receipts from taxes as the domains of the Union and the States were well defined. Even in case of excise duties, the commodities that attract taxes at the Union and the States level were different. Receipts from three major taxes and their share relative to GDP are summarized in Table 5.

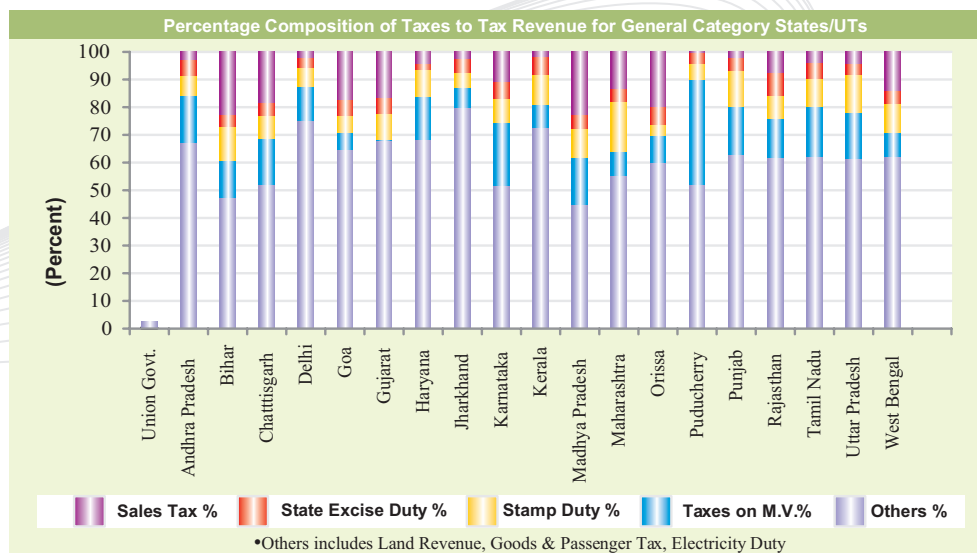
Table 5 : Receipts from Major Taxes and their Shares Relative to GDP

| | Receipts (₹ in crore) | | | Percent of GDP | | |
|-----------------------------------------|-----------------------|---------------|----------------|----------------|-------------|--------------|
| | Union | States | Combined | Union | States | Combined |
| Total Tax Revenue | 624527 | 376267 | 1000794 | 9.54 | 5.74 | 15.28 |
| A) Income and Expenditure Taxes | 369446 | 3871 | 373317 | 5.64 | 0.06 | 5.70 |
| Corporation Tax | 244725 | 0 | 244725 | 3.74 | 0 | 3.74 |
| Income Tax | 122417 | 0 | 122417 | 1.87 | 0 | 1.87 |
| Others | 2304 | 3871 | 6175 | 0.03 | 0.06 | 0.09 |
| B) Property Transactions Taxes | 8237 | 46061 | 54298 | 0.13 | 0.70 | 0.83 |
| Land Revenue | 2 | 5141 | 5143 | 0 | 0.08 | 0.08 |
| Stamp Duty and Registration | 88 | 40524 | 40612 | 0 | 0.62 | 0.62 |
| Others | 8147 | 396 | 8543 | 0.12 | 0.01 | 0.13 |
| C) Commodities and Service Taxes | 246844 | 326335 | 573179 | 3.77 | 4.98 | 8.75 |
| Customs Duties | 83324 | 0 | 83324 | 1.27 | 0 | 1.27 |
| Excise Duties | 102991 | 0 | 102991 | 1.58 | 0 | 1.58 |
| Service Tax | 58423 | 0 | 58423 | 0.89 | 0 | 0.89 |
| Sales Tax | 1170 | 230636 | 231806 | 0.02 | 3.52 | 3.54 |
| State Excise duty | 221 | 50194 | 50415 | 0.00 | 0.77 | 0.77 |
| Taxes on Motor Vehicles | 60 | 19462 | 19522 | 0 | 0.30 | 0.30 |
| Goods and Passengers Tax | 5 | 9789 | 9794 | 0 | 0.15 | 0.15 |
| Electricity Duty | 14 | 12145 | 12159 | 0 | 0.18 | 0.18 |
| Others | 636 | 4109 | 4745 | 0.01 | 0.06 | 0.07 |

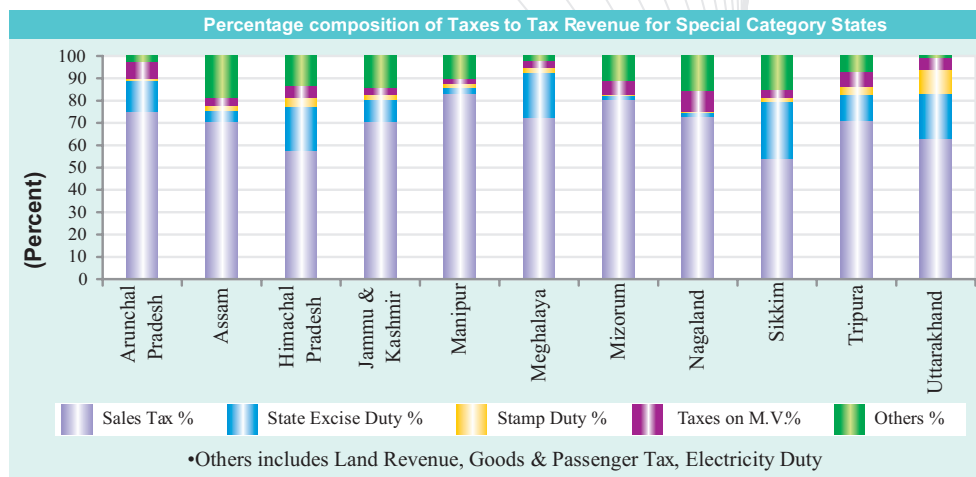
4.11 There were, however, significant Inter-State variations in revenue and tax receipts. Tables in Annexure 3 and 4 indicate Inter-State position in respect of various parameters relating to revenue and tax receipts.

4.12 Inter-state variations in various components of tax/revenue are depicted in graph- XIII & graph-XIV.

Graph - XIII



Graph - XIV



4.13 These Inter-State variations could be due to differences in base or rate of taxation or varying levels of compliance or a combination of all of them. Some of the broad conclusions that emerge from these tables are summarized below:

Commodity taxes comprising of Sales Tax, Excise Duty, Goods and Passenger Taxes and Motor Vehicle Tax accounted for around 82 percent of the total tax receipts in respect of States. Sales Tax was the most prominent of the commodity taxes. While the average ratio of sales tax receipts to GSDP¹⁴ was 4.54 percent for all States put together, for Nagaland and

14 The GSDP figures used in Inter-State comparisons are as released by the Directorates of Economics and Statistics. Since on aggregate basis, these figures are around 22 percent lower than the GDP at market prices used in summary table, ratio of the receipts and other parameters relating to GSDP in State wise tables differ and are on higher side. There are neither comparable GSDP figures nor are these at market prices. However, since Inter-State comparisons uniformly use the GSDP figures comparability is maintained

Mizoram, it was less than 2 percent. The ratio was in the range of 2 to 5 percent for all states except Andhra Pradesh, Delhi, Goa, Karnataka, Kerala and Jammu and Kashmir where it exceeded 5 percent maximum being 5.97 percent for Tamil Nadu.

b. States were realizing more than 12 percent of the total tax receipts from Property Taxes including Land Revenue and Stamp Duty and Registration Fees. The overall ratio of the Property Taxes to GSDP was 0.91 percent, varying from a low of 0.02 percent for Nagaland to 1.66 percent for Maharashtra. The States, which had the ratio in excess of 1 percent, were Gujarat, Madhya Pradesh, Tamil Nadu and Uttar Pradesh.

c. In commodity taxes, motor vehicle tax was one of the larger sources of taxes. While the average ratio of motor vehicle tax to GSDP was 0.38 percent, it exceeded 0.50 percent for Karnataka, Kerala, Rajasthan and Tamil Nadu.

d. The average ratio of revenue receipts to GSDP for the States was 15.42 percent. For Kerala, Maharashtra and Punjab, however, this ratio was close to 12 percent. In Non-special Category States, Puducherry had the highest ratio of more than 25 percent followed by Bihar (23 percent), Madhya Pradesh (21 percent). The States with the ratio lying between 15 to 20 percent included Andhra Pradesh, Chhattisgarh, Jharkhand, Karnataka, Goa, Orissa, Rajasthan and Uttar Pradesh. Other states in this category had this ratio within the range of 10 to 15 per cent. Special Category States usually had a much higher ratio of revenue receipts to GSDP varying from a low of 21 percent for Uttarakhand to a high of 126 percent for Sikkim. Further it was 69 percent in case of Arunachal Pradesh and exceeded 45 percent for Jammu & Kashmir, Manipur and Mizoram. In case of Sikkim, due to larger accruals from lotteries, revenue receipts exceeded GSDP by twenty sixth percentage points.

e. When population is used as normalizing factor, the State-wise picture undergoes a complete change. As against an average of ₹ 6717 per capita revenue receipts, these were just ₹ 3712 for Bihar. The other States where per capita revenue receipts were more than ₹ 4000, included Jharkhand, Madhya Pradesh, Uttar Pradesh and West Bengal. The index of per capita revenue receipts at 55 was lowest for Bihar and at 807 highest for Sikkim. Index was less than 100 for Assam, Jharkhand, Madhya Pradesh, Orissa, Rajasthan, Uttar Pradesh and West Bengal.

f. Nearly 60 percent of the revenue receipts were generated by the States from their own resources. However, in the case of Special Category States, particularly, Manipur, Mizoram, Nagaland and Tripura own resources contributed less than 15 percent to their revenue receipts. In case of Sikkim, own resources contributed more than 48 percent to its revenue receipts, but that was because of large inflow of receipts from lotteries, which were reckoned on gross basis¹⁵.

4.14 Non-tax receipts of the Union¹⁶ and States could be considered as being composed of mainly two components: receipts from their sovereign functions like judiciary, police etc. and income from their past investments which includes receipts from financial intermediation and delivery of social and economic services.

¹⁵ Receipts from Lotteries included as receipts from general services.

¹⁶ Though non-tax revenue receipts of both the Union and States are reckoned on gross basis, in case of the Union, in economic services gross receipts from Railways and Telecommunication are also included which make these receipts substantially higher. In case of States, in only a few States Electricity distributions is departmental. These receipts are, therefore, not strictly comparable for these two tiers of Government

Table 6 : Non-Tax Receipts of the Union and the States

(₹ in crore)

| | Union | States | Combined |
|----------------------------------------|--------|--------|----------|
| Fiscal Services | 113 | 0 | 113 |
| Financial Intermediation ¹⁷ | 86099 | 19300 | 105399 |
| General Services | 21723 | 24142 | 45865 |
| Social Services | 713 | 9126 | 9839 |
| Economic Services | 133038 | 39532 | 172570 |
| Total Non Tax Receipts | 241686 | 92100 | 333786 |

4.15 Combined non-tax receipts for the Union and States was ₹ 333786 crore and constituted nearly one fourth of the gross revenue receipts (Table 6). As non-tax receipts percent to GDP, were 5 percent. The revenue from economic services accounted for around 52 percent of non-tax receipts, while an additional around 32 percent came from financial intermediation and equity investment. Social services contributed only around 3 percent to the combined non-tax receipts. Bulk of the non-tax receipts of the Union Government from financial intermediation came as Interest Receipt and dividends and profits. General services, which included police, judiciary, public service commission and other, contributed around 14 percent to the total non-tax receipts. As was the case with tax receipts, Inter-State variations in non-tax receipts were quite significant. Graph – VII & Graph – VIII highlights the variations. In case of Bihar, Andhra Pradesh, Gujarat, Haryana, Karnataka, Kerala, Maharashtra, Tamil Nadu, Tripura, Uttarakhand and West Bengal non-tax receipts were less than 20 percent of their own resources.

5. Expenditure (Application of Resources)

5.1 The Union and the States raise resources to perform their sovereign functions, maintain their existing network of delivery of social and economic services, extend the network of these services through capital expenditure and investments and discharge their debt servicing obligations. As indicated in Table-7, over 86 percent of the combined expenditure of the Union and States was in the nature of revenue expenditure, primarily to maintain the existing level of social economic services network and for their sovereign functions.

¹⁷ Dividend on equity investment and interest receipts on loans and advances are the two components of non-tax receipts from fiscal intermediation. However, at both the tiers of Government, only a part of their incremental (also outstanding) borrowing was used for this intermediation and bulk of that was used for their own operations

5.2 Total gross revenue expenditure of the Union and States was ₹ 1871739 crore. The composition of revenue expenditure in terms of some of critical functions is indicated in Table 7.

Table 7 : Composition of Revenue Expenditure
(₹ in crore)

| | Union | States | Combined |
|--------------------------------|----------------|---------------|----------------|
| Organs of State | 4193 | 9134 | 13327 |
| Fiscal Services | 6535 | 13058 | 19593 |
| Financial Intermediation | 223701 | 124777 | 348478 |
| Administrative Services | 34982 | 68168 | 103150 |
| Miscellaneous General Services | 9902 | 7307 | 17209 |
| Pensions ¹⁸ | 56149 | 83475 | 139624 |
| Defence | 94376 | 0 | 94376 |
| Total General Services | 429838 | 305919 | 735757 |
| Social Services | 100325 | 317053 | 417378 |
| Economic Services | 384381 | 171209 | 555590 |
| Grants-in-Aid | 142935 | 20079 | 163014 |
| Total | 1057479 | 814260 | 1871739 |

5.3 It may also be possible to decompose revenue expenditure as expenditure on account of past commitments (expenditure on financial intermediation: largely the interest payments and pensions would fall into this category), developmental activities (economic and social services expenditure may be treated as largely developmental) and residual (Defence, administration and organization of state would be the residual). Grants-in-aid by a higher tier of Government to the lower tier are actually a transfer payment where the recipient incurs the final expenditure. Excluding the grants component around 29 percent of the revenue expenditure of the Union and the States was on account of past obligation (contractual in nature), around 57 percent on economic and social services and around 14 percent on residual functions. Revenue receipts were able to meet around 79 percent of revenue expenditure for both the Union and the States and the balance was met from borrowings or other capital receipts.

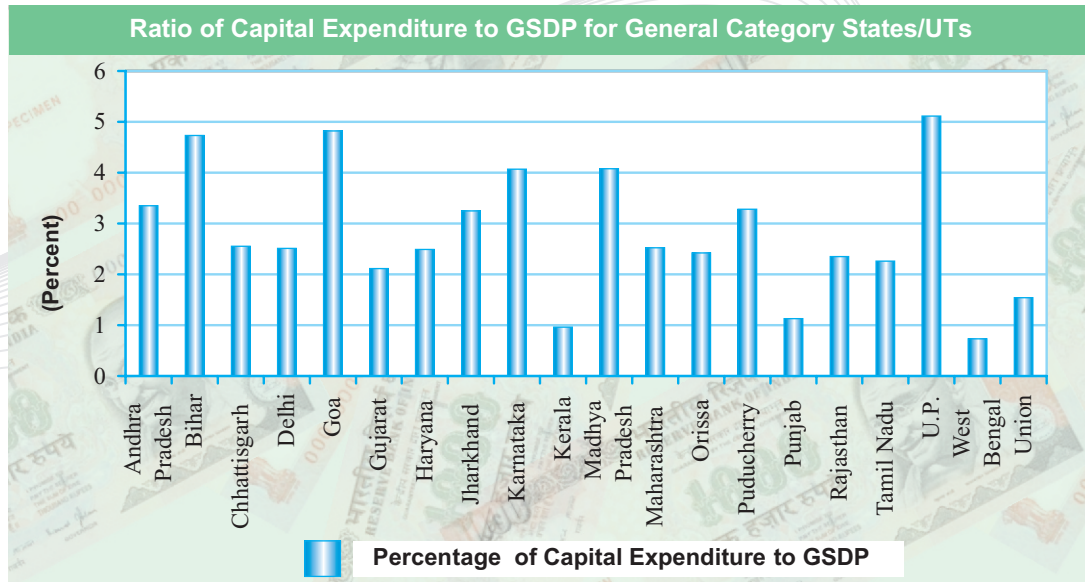
Capital Expenditure

5.4 In the case of expenditure on past obligations and residual functions, expenditure in the nature of capital and loans and advances tends to be insignificant. Bulk of capital expenditure and loans and advances are for extending the network of social and economic infrastructure. Combined expenditure of the Union and the States on social and economic services was ₹ 1189631 crore. It was around 18 percent of GDP and ₹ 10168 on per capita basis. While the States contributed to over 76 percent of combined expenditure on social services, their contribution in expenditure on economic services was around 41 percent. Expenditure on social services for both the Union and States had a strong revenue expenditure base, which constituted over 90 percent of total expenditure. In case of expenditure on economic services, revenue expenditure across the two tiers of Government differed significantly. In case of the States around 22 percent of total expenditure was in the nature of capital expenditure.

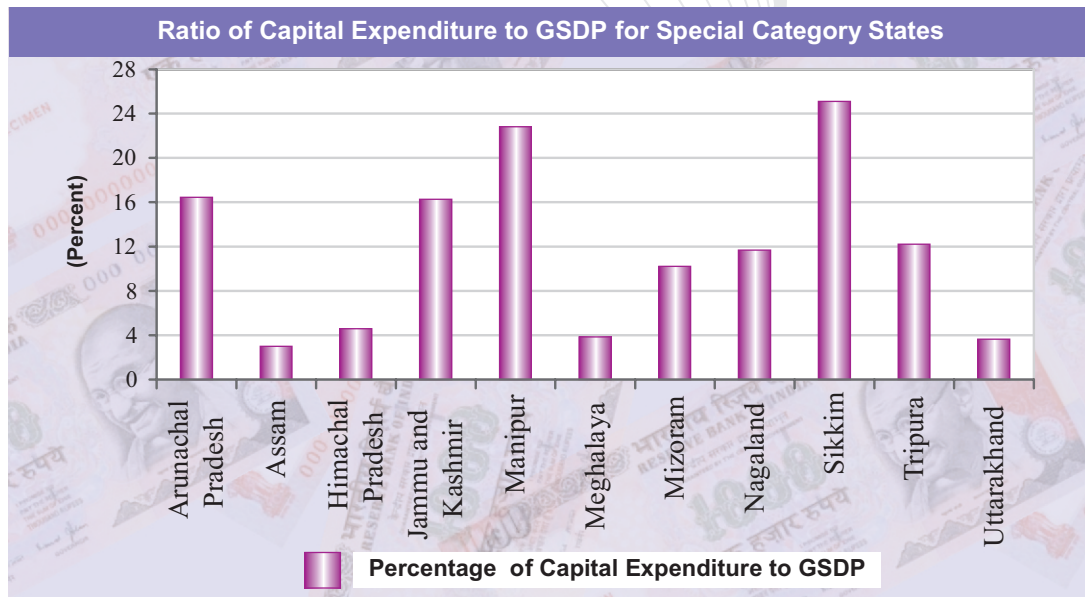
¹⁸ Pension Expenditure does not include pension to Railways employees

5.5 The position of Capital Expenditure (excluding loans and advances) across States are depicted in Graph XV & XVI

Graph-XV

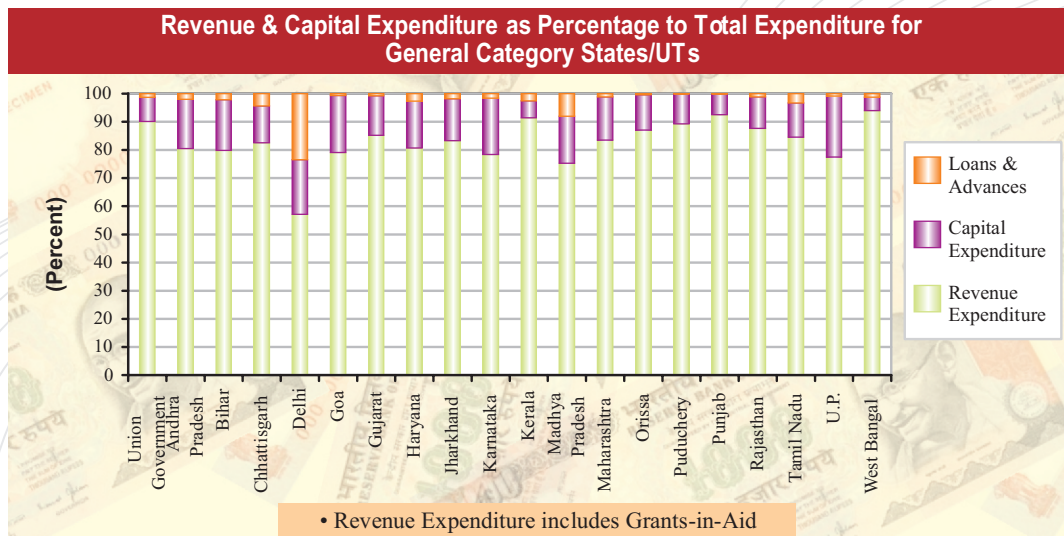


Graph-XVI

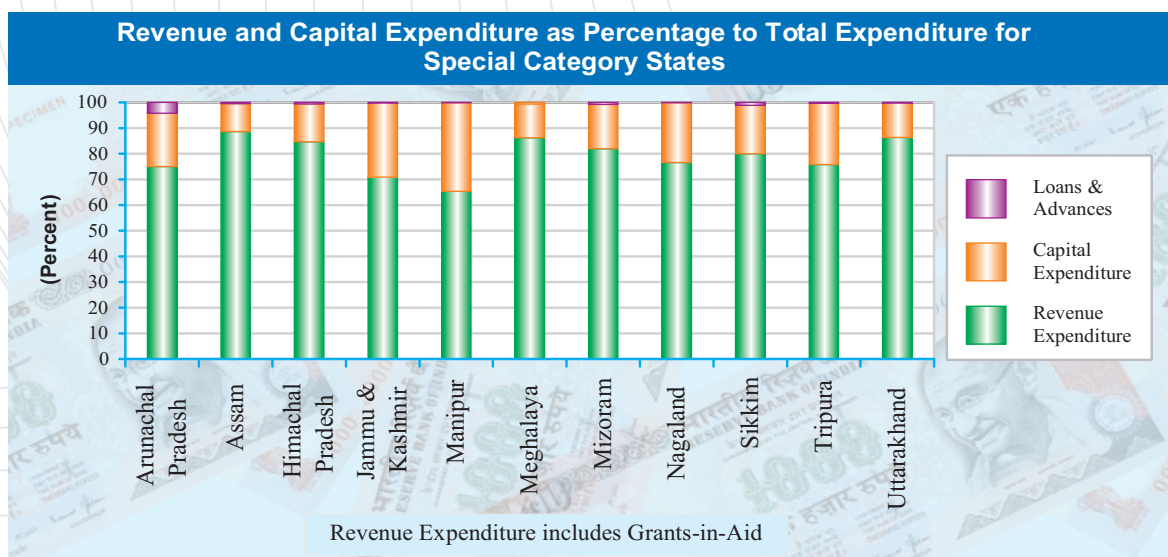


5.6 The share of revenue & capital expenditure to total expenditure varied as shown in graph- XVII and graph – XVIII below. Loans and advance formed a small proportion of total capital expenditure of the States:

Graph - XVII



Graph - XVIII



5.7 Within the overall revenue expenditure, it may be important to look at the pension payments separately both in absolute numbers and also relative to revenue receipts of the Union and the States. Overall pension payments represented 9.4 percent of the revenue receipts of the Union and the States. (It was 8 percent of revenue receipt for the Union Government and nearly 11 percent of the revenue receipts for the States.) There were, however, significant Inter-State variations in expenditure on pensions. At 18 percent of revenue receipts, Kerala was on top of the table. West Bengal, Punjab and Tamil Nadu (17, 15 and 15 percent respectively) were the other States where pension payment took away over 13 percent of the revenue receipts. Inter-State comparative picture of pension payments giving the absolute figures and these payments related to the revenue receipts is

indicated in Annexure 5.

5.8 There continued to be significant Inter-State variation in major parameters relating to expenditure. Some of these are indicated in Annexure 6. Major conclusions from these variations are as under:

- a. The ratio of revenue expenditure to total expenditure was largely range bound. Except for Delhi, Jammu & Kashmir, Arunachal Pradesh and Manipur all the other States had their ratio of revenue expenditure to total expenditure in excess of 75 percent. However, in the case of Kerala, Punjab and West Bengal revenue expenditure accounted for more than 90 percent of total expenditure.
- b. The committed component of revenue expenditure comprising of interest payments, and pension (which are in the nature of the payments for the past liabilities) was around 26 percent of revenue expenditure net of grants-in-aid. However, in the case of Chhattisgarh, Delhi, Puducherry, Karnataka, Arunachal Pradesh, Assam, Meghalaya, Mizoram and Sikkim it was less than 20 percent. It exceeded 30 percent in case of Kerala, West Bengal, Punjab and Uttar Pradesh.
- c. Development expenditure comprising the expenditure of social and economic services accounted for 66.20 percent of the total expenditure of all the States. For Punjab it was less than 50 percent.

5.9 The development expenditure on social and economic services at a further disaggregated level in terms of activities/functions is dealt with in the succeeding paragraphs.

Table 8 : Developmental Expenditure (₹ in crore)

| | Union | States | Combined |
|---------------------------------------------------------------------------------|---------------|---------------|----------------|
| Social Services | | | |
| Revenue Expenditure | 100325 | 317053 | 417378 |
| Capital Expenditure | 3570 | 29361 | 32931 |
| Loans and Advances | 4279 | 6451 | 10730 |
| Revenue Expenditure on Social Services as percent to Total Expenditure | 92.74 | 89.85 | 90.53 |
| Economic Services | | | |
| Revenue Expenditure | 384381 | 171209 | 555590 |
| Capital Expenditure | 38800 | 117812 | 156612 |
| Loans and Advances | 3266 | 13124 | 16390 |
| Revenue Expenditure on Economic Services as percent to Total Expenditure | 90.14 | 56.66 | 76.26 |
| Total Developmental Expenditure | 534621 | 655010 | 1189631 |
| Revenue Expenditure as percent to Total Developmental Expenditure | 90.66 | 74.54 | 81.79 |

Table-9 Function Based Revenue Expenditure on Social Services-Basic Parameters

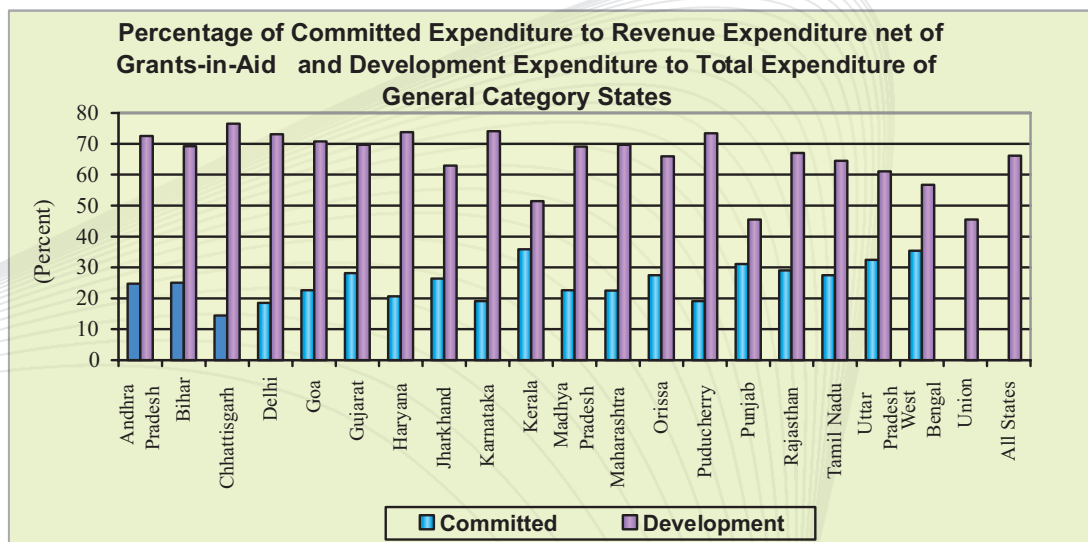
| | Revenue Expenditure (₹ in crore) | | Per Capita Expenditure (₹) | | Expenditure as percent of GDP | | Expenditure as percent to Revenue Expenditure | |
|------------------------------|-------------------------------------|---------------|-------------------------------|-------------|-------------------------------|-------------|-----------------------------------------------|--------------|
| | Union | States | Union | States | Union | States | Union | States |
| Education, Art and Culture | 40883 | 155934 | 349 | 1337 | 0.63 | 2.38 | 3.87 | 19.15 |
| Medical and Public Health | 8019 | 34518 | 69 | 296 | 0.12 | 0.53 | 0.76 | 4.24 |
| Family Welfare | 7655 | 5642 | 65 | 48 | 0.12 | 0.08 | 0.72 | 0.69 |
| Water Supply and Sanitation | 7635 | 10848 | 65 | 93 | 0.11 | 0.17 | 0.72 | 1.33 |
| Housing | 9392 | 6027 | 80 | 52 | 0.14 | 0.09 | 0.89 | 0.74 |
| Urban Development | 1117 | 24028 | 10 | 206 | 0.02 | 0.37 | 0.11 | 2.95 |
| Information and Broadcasting | 1854 | 1774 | 16 | 15 | 0.03 | 0.03 | 0.18 | 0.22 |
| Labour | 2030 | 3511 | 17 | 30 | 0.03 | 0.05 | 0.19 | 0.43 |
| Social Security | 17334 | 33521 | 148 | 287 | 0.26 | 0.51 | 1.64 | 4.12 |
| Natural Calamities | 3526 | 7963 | 30 | 68 | 0.06 | 0.12 | 0.33 | 0.98 |
| Others | 880 | 33287 | 8 | 285 | 0.01 | 0.51 | 0.08 | 4.09 |
| Total Social Services | 100325 | 317053 | 857 | 2717 | 1.53 | 4.84 | 9.49 | 38.94 |

5.10

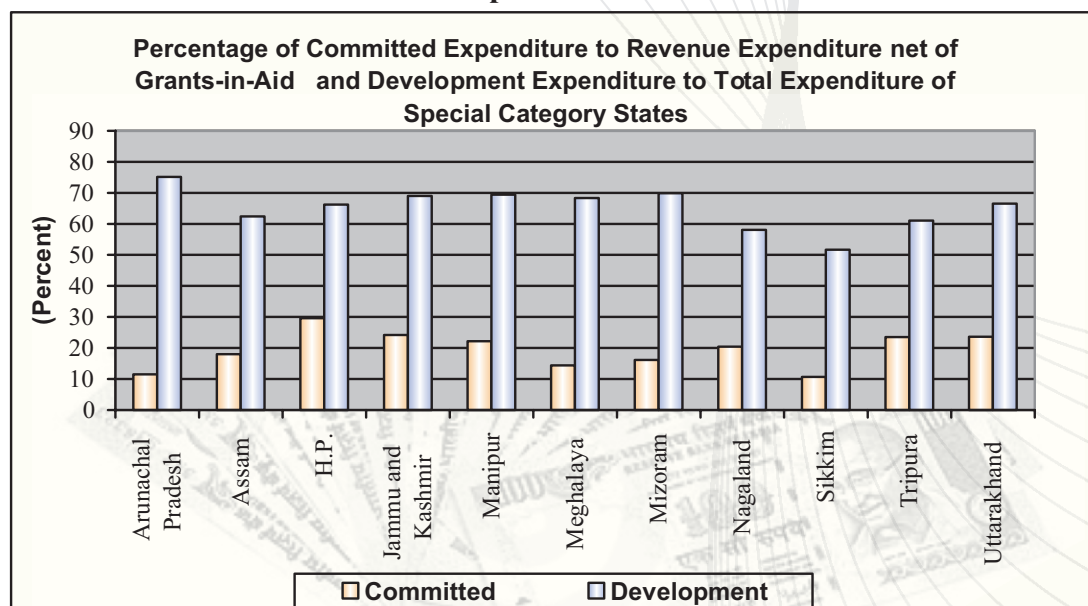
Education, Health and Family Welfare, Housing and Urban Development, Relief to mitigate the impact of Natural Calamities, Social Security, Information and Publicity and Labour have been the major constituents of expenditure on social services. As the responsibility of making the provision of social services vests largely with the States, the revenue expenditure incurred on social services by the States at ₹ 317053 crore constituted 39 percent of their revenue expenditure while this percentage for the Union Government was more than 9 percent during 2009-10. Adding revenue expenditure incurred on economic services increases these percentages to 60 percent for States and to 46 percent in case of Union indicating the predominant role assumed by the Union in creating the economic infrastructure in the country. Further, all States combined have incurred 65 percent of revenue expenditure on social services on education, including art and culture, medical and public health including family welfare and water supply and sanitation during the year 2009-10. Union Government spent more than 1/3rd of its total revenue on social sectors under these heads indicating that States are being assisted by the Union through various centrally sponsored schemes in these sectors. Education and Health sectors are being accorded priority both by the Union and the State Governments, which is reflected by the fact that 57 percent of total revenue expenditure on social sectors had been incurred on these two sectors by all States taken together while Union Government spent 41 percent of its revenue expenditure earmarked for social sectors towards education to assist the States to attain the goal of universal access to basic primary education covering all the segments/social groups not reached so far.

5.11 The development expenditure has been represented graphically in Graph-XIX and Graph-XX below:

Graph-XIX



Graph-XX



5.12 In expenditure on economic services, the share of Union Government was predominant. In Rural Development, Energy, communication, transport, food storage and warehousing, industry and scientific research, the expenditure by the States was even less. On the other hand, only in Irrigation and Flood Control, the States had a relatively bigger role.

Table-10 : Function Based Revenue Expenditure on Economic Services- Basic Parameters

| | Revenue Expenditure (₹ in crore) | | Per Capita Expenditure (₹) | | Expenditure as percent to GDP | | Expenditure as percent to Revenue Expenditure | |
|---------------------------------|-------------------------------------|--------|-------------------------------|--------|-------------------------------|--------|-----------------------------------------------|--------|
| | Union | States | Union | States | Union | States | Union | States |
| Agriculture and Allied Services | 58033 | 39879 | 496 | 341 | 0.89 | 0.61 | 5.49 | 4.90 |
| Food Storage and Ware Housing | 59352 | 4697 | 507 | 40 | 0.90 | 0.07 | 5.61 | 0.58 |
| Rural Development | 38285 | 28741 | 327 | 246 | 0.58 | 0.44 | 3.62 | 3.53 |
| Special Area Programmes | 1645 | 2139 | 14 | 18 | 0.03 | 0.03 | 0.15 | 0.26 |
| Irrigation and Flood Control | 698 | 20779 | 6 | 178 | 0.01 | 0.32 | 0.07 | 2.55 |
| Energy | 33806 | 32671 | 289 | 279 | 0.51 | 0.50 | 3.20 | 4.01 |
| Industry | 36572 | 6499 | 313 | 56 | 0.56 | 0.10 | 3.46 | 0.80 |
| Transport | 117740 | 22283 | 1006 | 190 | 1.80 | 0.34 | 11.13 | 2.74 |
| Communication | 18284 | 53 | 156 | 0 | 0.28 | 0.00 | 1.73 | 0.01 |
| Scientific Research | 12796 | 499 | 110 | 4 | 0.20 | 0.00 | 1.21 | 0.06 |
| Others | 7170 | 12969 | 61 | 111 | 0.11 | 0.20 | 0.68 | 1.59 |
| Total Economic Services | 384381 | 171209 | 3285 | 1463 | 5.87 | 2.61 | 36.35 | 21.03 |

5.13 Most of stakeholders and seekers of information had desired information on recovery of user charges by the state on its economic and social infrastructure network. Recovery of user charges¹⁹ as a percentage of total revenue expenditure as well as to non-plan revenue expenditure (NPRE) incurred for some important social and economic services for the Union and the States is indicated in Table 11. As non-plan revenue expenditure component of revenue expenditure is largely incurred on maintenance as well as to continue to run these services, user charges as percent to NPRE is likely to present better depiction of the information.

Table-11 Recovery of User Charges from Select Social and Economic Services (Percent)

| | Union | | States | | Combined | |
|----------------------------|-------|----------|--------|----------|----------|----------|
| | UC/RE | UC/NPRE* | UC/RE | UC/NPRE* | UC/RE | UC/NPRE* |
| Education, Art and Culture | 0.25 | 1.01 | 3.08 | 3.64 | 2.49 | 3.45 |
| Medical and Public Health | 2.06 | 5.19 | 2.91 | 3.67 | 2.75 | 3.82 |
| Family Welfare | 0.39 | -23.58 | 1.19 | 9.87 | 0.72 | 17.64 |
| Social Services | 0.71 | 1.90 | 2.88 | 4.40 | 2.36 | 4.02 |
| Economic Services | 34.61 | 46.05 | 23.09 | 34.04 | 31.07 | 42.61 |

¹⁹ Recovery of user charges has been defined as the ratio of revenue receipt from a specified service to revenue expenditure expressed as percent. Both receipts and revenue expenditure are on gross basis as indicated in Finance Accounts

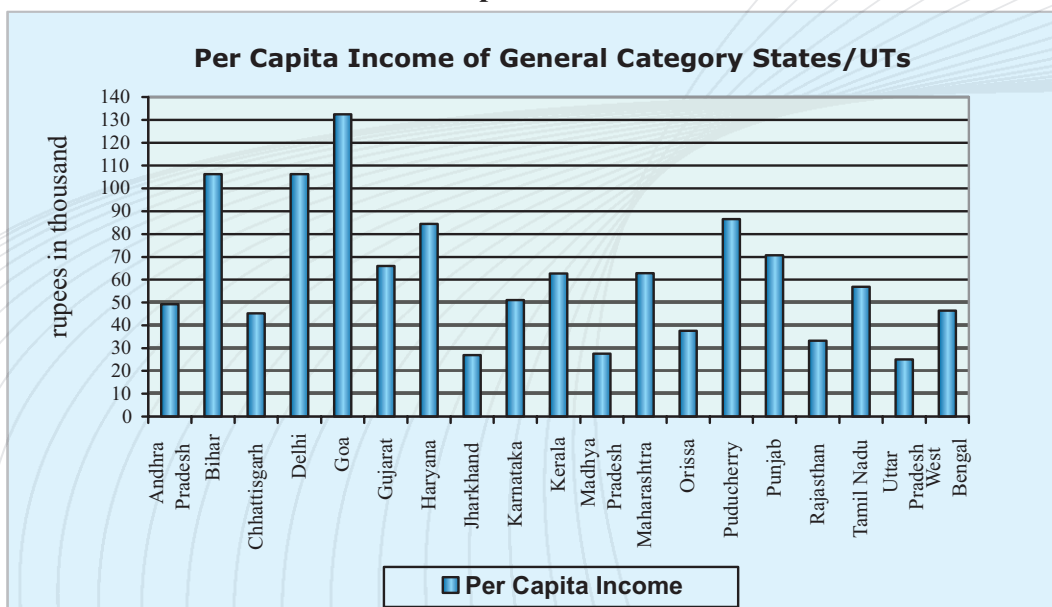
5.14 The recovery of overall user charges for social services was 0.71 percent of revenue expenditure for the Union Government and 2.88 percent for the States. The corresponding percentages with respect to non-plan revenue expenditure were 1.90 for Union Government and 4.40 for States. For economic services, however recovery appeared to be better for the Union Government. Notwithstanding the overall poor recovery, significant Inter-State variations were also observed across these services, which are indicated in Annexure 7. Broad conclusions are summarized as under:

- a. Revenue receipts from the social services in the form of recovery of user charges, assessed as the ratio to revenue expenditure incurred on them continued to remain poor which was 2.88 percent. It was only in case of States of Punjab and Himachal Pradesh where it exceeded 3 percent. In case of Haryana, Madhya Pradesh, Tamil Nadu and Goa it was 5 percent and in Uttar Pradesh it was more than 8 percent.
- b. In respect of education, the average recovery was 3.08 percent. The States, which had the recovery rates higher than the all States average, were Haryana, Tamil Nadu and Himachal Pradesh. It was more than 11 percent for Madhya Pradesh and Uttar Pradesh.
- c. In case of medical and public health though the average recovery was 2.91 percent, it exceeded 5 percent for Chhattisgarh, Maharashtra and Punjab. The other states which had the recovery rates between 2 percent and 4 percent were Andhra Pradesh, Goa, Gujarat, Haryana, Jharkhand, Karnataka, Kerala, Puducherry, Rajasthan, Tamil Nadu, Uttar Pradesh, Tripura and Uttarakhand.
- d. In case of economic services, the average recovery was 23.09 percent. Higher recoveries were observed in case of Chhattisgarh, Goa, Jharkhand, Himachal Pradesh, Puducherry, Assam, and Sikkim. These States either had a significant amount of revenue from royalty from minerals or revenue from forest. Recovery rates of economic services were less than 10 percent for Bihar, Delhi, Punjab, Tamil Nadu and Tripura.

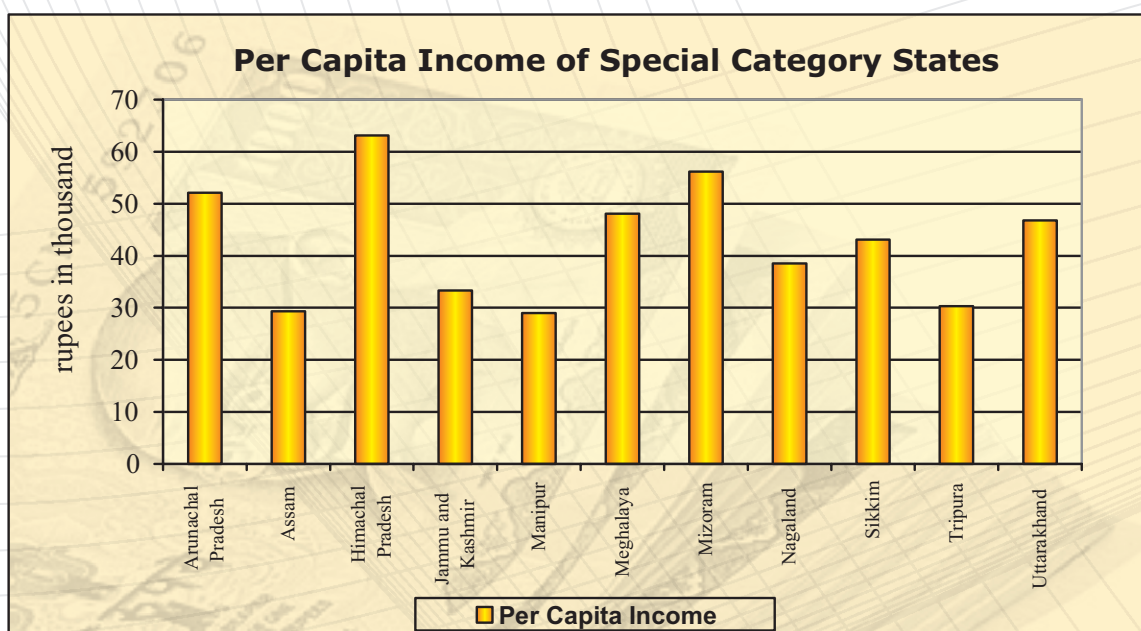
5.15

Per Capita Income for each of the General and Special Category State is presented in Graph XXI and Graph XXII.

Graph-XXI



Graph-XXII



**Total Assets, Liabilities, Ratio of Liabilities to GSDP, Ratio of Assets to Liabilities and
Revenue Receipts**

| | Total Assets 2008-09 (₹ in crore) | Total Liabilities 2008-09 (₹ in crore). | Total Assets 2009-10 (₹ in crore) | Total Liabilities 2009-10 (₹ in crore) | Ratio of Liabilities to GSDP 2009-10 (Percent) | Ratio of Assets/ Liabilities 2009-10 (Percent) | Ratio of assets to revenue receipt |
|--------------------------------|------------------------------------------------------|------------------------------------------------------------|------------------------------------------------------|-----------------------------------------------------------|-----------------------------------------------------------------------|-----------------------------------------------------------------------|-------------------------------------------------------|
| Andhra Pradesh | 98820 | 48686 | 115065 | 125665 | 30.55 | 91.56 | 1.78 |
| Bihar | 57632 | 15826 | 64428 | 59320 | 38.26 | 108.61 | 1.81 |
| Chhattisgarh | 18929 | 5162 | 21198 | 16978 | 15.74 | 124.86 | 1.17 |
| Delhi | 57430 | 25382 | 67530 | 26544 | 14.11 | 254.41 | 3.30 |
| Goa | 6757 | 1859 | 7936 | 8818 | 39.17 | 90.00 | 1.94 |
| Gujarat | 81970 | 23379 | 88894 | 124343 | 32.63 | 71.49 | 2.13 |
| Haryana | 29507 | 10351 | 32665 | 40868 | 19.51 | 79.93 | 1.56 |
| Jharkhand | 20377 | 4228 | 23483 | 27466 | 33.06 | 85.50 | 1.55 |
| Karnataka | 78839 | 26473 | 93389 | 89038 | 29.83 | 104.89 | 1.90 |
| Kerala | 26334 | 22728 | 30178 | 76486 | 35.64 | 39.46 | 1.16 |
| Madhya Pradesh | 61547 | 14219 | 74701 | 68437 | 35.20 | 109.15 | 1.80 |
| Maharashtra | 143095 | 52511 | 165176 | 216442 | 31.24 | 76.31 | 1.90 |
| Orissa | 37553 | 18248 | 40698 | 45900 | 30.41 | 88.67 | 1.54 |
| Puducherry | 3844 | 895 | 4362 | 4464 | 39.66 | 97.72 | 1.54 |
| Punjab | 26908 | 13486 | 27805 | 68112 | 35.41 | 40.82 | 1.25 |
| Rajasthan | 59223 | 25525 | 61972 | 91988 | 41.86 | 67.37 | 1.75 |
| Tamil Nadu | 72816 | 22734 | 84484 | 104732 | 27.60 | 80.67 | 1.51 |
| Uttar Pradesh | 129635 | 74534 | 149713 | 205786 | 41.89 | 72.75 | 1.55 |
| West Bengal | 44459 | 19218 | 47715 | 171718 | 41.88 | 27.79 | 1.29 |
| Special Category States | | | | | | | |
| Arunachal Pradesh | 9051 | 1974 | 10333 | 4694 | 75.00 | 220.13 | 2.41 |
| Assam | 31813 | 7396 | 33696 | 28515 | 32.39 | 118.17 | 1.69 |
| Himachal Pradesh | 14987 | 6850 | 16268 | 24368 | 57.64 | 66.76 | 1.57 |
| Jammu and Kashmir | 32777 | 10557 | 39127 | 31187 | 81.43 | 125.46 | 2.22 |
| Manipur | 8945 | 1721 | 10483 | 5553 | 79.84 | 188.78 | 2.71 |
| Meghalaya | 5327 | 1397 | 5821 | 3890 | 31.12 | 149.64 | 1.69 |
| Mizoram | 5165 | 2200 | 5286 | 4096 | 72.90 | 129.05 | 1.78 |
| Nagaland | 6874 | 1000 | 8195 | 5461 | 64.44 | 150.06 | 2.20 |
| Sikkim | 4633 | 788 | 5638 | 2763 | 106.84 | 204.05 | 1.73 |
| Tripura | 9530 | 1941 | 10429 | 5778 | 52.98 | 180.49 | 2.37 |
| Uttarakhand | 13013 | 4140 | 14362 | 19612 | 43.22 | 73.23 | 1.51 |
| All States | 1197790 | 465408 | 1361030 | 1709022 | 33.63 | 79.64 | 1.74 |

Note: The total population as per CSO is 117 crores. The population figure of the States is 116.64 crore as intimated by the respective Directorates of Statistics on the basis of which per-capita assets of individual States has been worked out.

Parameters of Fiscal Imbalances

Annexure 2

| | Revenue deficit: Deficit (-) Surplus (+) (₹ in crore) | Fiscal deficit: Deficit (-) (₹ in crore) | Incremental Liabilities ²⁰ (₹ in crore) | RB/ GSDP (percent) | FB/ GSDP (percent) | RB/Revenue Receipt (percent) | RB/FB (percent) | Incremental Liabilities/RR (percent) |
|--------------------------------|-------------------------------------------------------|------------------------------------------|----------------------------------------------------|--------------------|--------------------|------------------------------|-----------------|--------------------------------------|
| Andhra Pradesh | 1230 | 14010 | 12889 | 0.30 | 3.41 | 1.90 | Surplus | 19.93 |
| Bihar | 2943 | 5273 | 3714 | 1.90 | 3.40 | 8.28 | Surplus | 10.45 |
| Chhattisgarh | 888 | 1760 | 1151 | 0.82 | 1.63 | 4.89 | Surplus | 6.34 |
| Delhi | 6550 | 3550 | 1163 | 3.48 | 1.89 | 32.03 | Surplus | 5.69 |
| Goa | -128 | 1236 | 945 | -0.57 | 5.49 | -3.12 | -10.36 | 23.05 |
| Gujarat | -6966 | 15154 | 13465 | -1.83 | 3.98 | -16.72 | -45.97 | 32.31 |
| Haryana | -4264 | 10090 | 7059 | -2.04 | 4.82 | -20.31 | 42.26 | 33.63 |
| Jharkhand | -9 | 3010 | 3081 | -0.01 | 3.62 | -0.06 | 0.30 | 20.38 |
| Karnataka | 1619 | 10874 | 11932 | 0.54 | 3.64 | 3.29 | Surplus | 24.27 |
| Kerala | -5023 | 7871 | 8125 | -2.34 | 3.67 | -19.24 | 63.82 | 31.12 |
| Madhya Pradesh | 5498 | 6199 | 7584 | 2.83 | 3.19 | 13.28 | Surplus | 18.32 |
| Maharashtra | -8006 | 26156 | 22677 | -1.16 | 3.78 | -9.21 | 30.61 | 26.09 |
| Orissa | 1138 | 2266 | 1444 | 0.75 | 1.50 | 4.31 | Surplus | 5.47 |
| Puducherry | -242 | 575 | 563 | -2.15 | 5.11 | -8.52 | 42.09 | 19.82 |
| Punjab | -5251 | 6169 | 6121 | -2.73 | 3.21 | -23.70 | 85.12 | 27.63 |
| Rajasthan | -4747 | 10299 | 7510 | -2.16 | 4.69 | -13.42 | 46.09 | 21.22 |
| Tamil Nadu | -3531 | 11807 | 15519 | -0.93 | 3.11 | -6.32 | 29.91 | 27.79 |
| Uttar Pradesh | 7047 | 18693 | 14311 | 1.43 | 3.80 | 7.31 | Surplus | 14.84 |
| West Bengal | -21578 | 24954 | 22606 | -5.26 | 6.09 | -58.44 | 86.47 | 61.22 |
| Special Category States | | | | | | | | |
| Arunachal Pradesh | 599 | 433 | 165 | 9.57 | 6.92 | 13.95 | Surplus | 3.84 |
| Assam | -1347 | 4042 | 3173 | -1.53 | 4.59 | -6.77 | -33.33 | 15.96 |
| Himachal Pradesh | -805 | 2784 | 1894 | -1.90 | 6.58 | -7.78 | 28.92 | 18.31 |
| Jammu and Kashmir | 2264 | 3989 | 4448 | 5.91 | 10.42 | 12.87 | Surplus | 25.29 |
| Manipur | 859 | 733 | 659 | 12.35 | 10.54 | 22.18 | Surplus | 17.02 |
| Meghalaya | 265 | 226 | 229 | 2.12 | 1.81 | 7.69 | Surplus | 6.64 |
| Mizoram | 261 | 312 | 15 | 4.64 | 5.55 | 8.81 | Surplus | 0.51 |
| Nagaland | 468 | 522 | 831 | 5.51 | 6.16 | 12.55 | Surplus | 22.34 |
| Sikkim | 516 | 170 | 360 | 19.95 | 6.57 | 15.86 | Surplus | 11.06 |
| Tripura | 187 | 1158 | 693 | 1.71 | 10.63 | 4.25 | Surplus | 15.72 |
| Uttarakhand | -1172 | 2784 | 2471 | -2.58 | 6.13 | -12.36 | 42.08 | 26.05 |
| All States | -30737 | 197098 | 176797 | 0.60 | 3.88 | -3.92 | 15.59 | 22.56 |

²⁰ Normally fiscal deficit and incremental liabilities should be same. These have, however, differed because of the impact of suspense, remittances and advances. Increase in disbursements in these heads, would increase the need for additional resources, the same may not get fully reflected in demand, which fiscal deficit would suggest.

Parameters of Revenue Receipts

| | Revenue Receipts (₹ in crore) | RR/ GSDP Ratio (percent) | Per Capita RR (₹) | Per Capita RR Index (percent) | Own Resources/ RR Ratio (percent) |
|--------------------------------|----------------------------------|-----------------------------------|----------------------|-------------------------------------|--------------------------------------------|
| Andhra Pradesh | 64678 | 15.72 | 7737 | 115.17 | 66.45 |
| Bihar | 35527 | 22.91 | 3712 | 55.26 | 27.47 |
| Chhattisgarh | 18154 | 16.83 | 7628 | 113.55 | 56.00 |
| Delhi | 20451 | 10.87 | 11554 | 172.00 | 82.71 |
| Goa | 4100 | 18.21 | 24118 | 359.03 | 85.20 |
| Gujarat | 41672 | 10.94 | 7210 | 107.33 | 65.48 |
| Haryana | 20993 | 10.02 | 8465 | 126.01 | 77.25 |
| Jharkhand | 15119 | 18.20 | 4909 | 73.07 | 44.67 |
| Karnataka | 49156 | 16.47 | 8403 | 125.09 | 68.99 |
| Kerala | 26109 | 12.17 | 7634 | 113.65 | 74.60 |
| Madhya Pradesh | 41395 | 21.29 | 5872 | 87.41 | 57.14 |
| Maharashtra | 86910 | 12.55 | 7879 | 117.30 | 77.62 |
| Orissa | 26430 | 17.51 | 6575 | 97.87 | 46.14 |
| Puducherry | 2841 | 25.24 | 21854 | 325.33 | 53.17 |
| Punjab | 22157 | 11.52 | 8146 | 121.27 | 79.85 |
| Rajasthan | 35385 | 16.10 | 5345 | 79.57 | 59.27 |
| Tamil Nadu | 55844 | 14.72 | 8360 | 124.45 | 74.45 |
| Uttar Pradesh | 96421 | 19.63 | 4932 | 73.42 | 49.24 |
| West Bengal | 36922 | 9.01 | 4181 | 62.25 | 52.38 |
| Special Category States | | | | | |
| Arunachal Pradesh | 4295 | 68.63 | 35792 | 532.82 | 15.93 |
| Assam | 19885 | 22.59 | 6628 | 98.67 | 32.92 |
| Himachal Pradesh | 10346 | 24.47 | 15442 | 229.88 | 42.12 |
| Jammu and Kashmir | 17588 | 45.92 | 15294 | 227.67 | 22.64 |
| Manipur | 3873 | 55.68 | 16138 | 240.23 | 11.26 |
| Meghalaya | 3447 | 27.57 | 13258 | 197.36 | 20.86 |
| Mizoram | 2964 | 52.75 | 29640 | 441.24 | 7.89 |
| Nagaland | 3720 | 43.90 | 16909 | 251.72 | 8.25 |
| Sikkim | 3254 | *125.82 | 54233 | 807.35 | 48.52 |
| Tripura | 4401 | 40.36 | 12225 | 181.99 | 14.81 |
| Uttarakhand | 9486 | 20.90 | 9779 | 145.58 | 44.18 |
| All States | 783523 | 15.42 | 6717 | 100.00 | 59.78 |

* Includes receipts from lotteries.

Parameters of Tax Receipts and Tax-GSDP Ratio

| | Tax Revenue (₹ in crore) | Tax/GSDP Ratio (percent) | Property Tax (percent to GSDP) | Commodity Taxes (percent to GSDP) | Sales Tax* (percent to GSDP) | Motor Vehicle Tax (percent to GSDP) |
|--------------------------------|-----------------------------|-----------------------------|--------------------------------|--------------------------------------|---------------------------------|----------------------------------------|
| Andhra Pradesh | 35175 | 8.54 | 0.71 | 7.74 | 5.75 | 0.48 |
| Bihar | 8090 | 5.22 | 0.72 | 4.49 | 2.48 | 0.22 |
| Chhattisgarh | 7123 | 6.60 | 0.69 | 5.91 | 3.44 | 0.33 |
| Delhi | 13448 | 7.15 | 0.49 | 6.66 | 5.38 | 0.25 |
| Goa | 1762 | 7.83 | 0.54 | 7.29 | 5.07 | 0.47 |
| Gujarat | 26740 | 7.02 | 1.01 | 5.96 | 4.78 | 0.40 |
| Haryana | 13220 | 6.31 | 0.62 | 5.69 | 4.31 | 0.13 |
| Jharkhand | 4500 | 5.42 | 0.34 | 5.08 | 4.33 | 0.28 |
| Karnataka | 30579 | 10.25 | 0.92 | 9.14 | 5.30 | 0.66 |
| Kerala | 17625 | 8.21 | 0.94 | 7.26 | 5.95 | 0.53 |
| Madhya Pradesh | 17273 | 8.88 | 1.01 | 7.76 | 3.97 | 0.47 |
| Maharashtra | 59106 | 8.53 | 1.66 | 6.64 | 4.72 | 0.39 |
| Orissa | 8982 | 5.95 | 0.43 | 5.43 | 3.58 | 0.40 |
| Puducherry | 868 | 7.71 | 0.45 | 7.26 | 4.02 | 0.31 |
| Punjab | 12040 | 6.26 | 0.81 | 5.44 | 3.94 | 0.29 |
| Rajasthan | 16414 | 7.47 | 0.75 | 6.72 | 4.62 | 0.62 |
| Tamil Nadu | 36548 | 9.63 | 1.00 | 8.63 | 5.97 | 0.53 |
| Uttar Pradesh | 33877 | 6.90 | 1.06 | 5.83 | 4.24 | 0.29 |
| West Bengal | 16900 | 4.12 | 0.67 | 3.36 | 2.56 | 0.19 |
| Special Category States | | | | | | |
| Arunachal Pradesh | 173 | 2.76 | 0.10 | 2.67 | 2.08 | 0.21 |
| Assam | 4986 | 5.66 | 0.26 | 5.15 | 4.02 | 0.20 |
| Himachal Pradesh | 2574 | 6.09 | 0.30 | 5.79 | 3.52 | 0.32 |
| Jammu and Kashmir | 3027 | 7.90 | 0.22 | 7.68 | 5.60 | 0.22 |
| Manipur | 196 | 2.82 | 0.07 | 2.49 | 2.35 | 0.06 |
| Meghalaya | 444 | 3.55 | 0.09 | 3.45 | 2.57 | 0.11 |
| Mizoram | 107 | 1.90 | 0.06 | 1.72 | 1.53 | 0.12 |
| Nagaland | 181 | 2.14 | 0.02 | 1.84 | 1.56 | 0.20 |
| Sikkim | 223 | 8.62 | 0.28 | 8.26 | 4.68 | 0.30 |
| Tripura | 527 | 4.83 | 0.22 | 4.35 | 3.44 | 0.34 |
| Uttarakhand | 3559 | 7.84 | 0.90 | 6.93 | 4.95 | 0.41 |
| All States | 376267 | 7.41 | 0.91 | 6.42 | 4.54 | 0.38 |

* A component of Commodity Tax.

Expenditure on Pension Payments

Annexure 5

| | Expenditure on Pensions (₹ in crore) | Expenditure on Pensions as percent to Revenue Receipts |
|--------------------------------|--------------------------------------|--------------------------------------------------------|
| Andhra Pradesh | 6339.0 | 9.8 |
| Bihar | 4318.7 | 12.2 |
| Chhattisgarh | 1233.8 | 6.8 |
| Delhi | @ | 0 |
| Goa | 344.0 | 8.4 |
| Gujarat | 4513.0 | 10.8 |
| Haryana | 2390.4 | 11.4 |
| Jharkhand | 1680.8 | 11.1 |
| Karnataka | 3408.3 | 6.9 |
| Kerala | 4705.5 | 18.0 |
| Madhya Pradesh | 3077.2 | 7.4 |
| Maharashtra | 6132.5 | 7.1 |
| Orissa | 3283.4 | 12.4 |
| Puducherry | 289.0 | 10.2 |
| Punjab | 3357.4 | 15.2 |
| Rajasthan | 4886.8 | 13.8 |
| Tamil Nadu | 8384.9 | 15.0 |
| Uttar Pradesh | 11074.4 | 11.5 |
| West Bengal | 6510.6 | 17.6 |
| Special Category States | | |
| Arunachal Pradesh | 182.9 | 4.3 |
| Assam | 1769.3 | 8.9 |
| Himachal Pradesh | 1348.5 | 13.0 |
| Jammu and Kashmir | 1567.6 | 8.9 |
| Manipur | 292.8 | 7.6 |
| Meghalaya | 207.9 | 6.0 |
| Mizoram | 164.3 | 5.5 |
| Nagaland | 279.1 | 7.5 |
| Sikkim | 125.7 | 3.9 |
| Tripura | 559.9 | 12.7 |
| Uttarakhand | 1047.3 | 11.0 |
| All States | 83475.0 | 10.7 |

@ Expenditure on pension payments pertaining to NCT Delhi is debited to Union Government Accounts as the Government of India has not transferred the Pension Scheme to NCT Delhi.

Parameters of Expenditure

| | Total Expenditure (₹ in crore) | Revenue Expenditure/ TE (percent) | Committed Expenditure to Revenue Expenditure net of Grants-in-Aid. (percent)* | Development Expenditure (Revenue+Capital + Loans and Advances) to total Expenditure (percent)** |
|--------------------------------|-----------------------------------|--------------------------------------|-------------------------------------------------------------------------------|-------------------------------------------------------------------------------------------------|
| Andhra Pradesh | 78831 | 80.49 | 24.79 | 72.53 |
| Bihar | 40813 | 79.84 | 25.08 | 69.15 |
| Chhattisgarh | 20908 | 82.58 | 14.46 | 76.53 |
| Delhi | 24319 | 57.16 | 18.48 | 73.06 |
| Goa | 5348 | 79.04 | 22.63 | 70.79 |
| Gujarat | 57113 | 85.16 | 28.15 | 69.70 |
| Haryana | 31305 | 80.68 | 20.64 | 73.80 |
| Jharkhand | 18151 | 83.35 | 26.36 | 62.92 |
| Karnataka | 60656 | 78.37 | 19.13 | 74.06 |
| Kerala | 34068 | 91.38 | 35.87 | 51.44 |
| Madhya Pradesh | 47639 | 75.35 | 22.59 | 69.08 |
| Maharashtra | 113606 | 83.55 | 22.55 | 69.64 |
| Orissa | 29052 | 87.06 | 27.44 | 65.95 |
| Puducherry | 3454 | 89.26 | 19.14 | 73.34 |
| Punjab | 29603 | 92.59 | 31.04 | 45.53 |
| Rajasthan | 45805 | 87.61 | 29.06 | 67.06 |
| Tamil Nadu | 70238 | 84.53 | 27.51 | 64.50 |
| Uttar Pradesh | 115407 | 77.44 | 32.47 | 61.13 |
| West Bengal | 62263 | 93.96 | 35.37 | 56.76 |
| Special Category States | | | | |
| Arunachal Pradesh | 4931 | 74.95 | 11.50 | 75.18 |
| Assam | 23960 | 88.61 | 17.94 | 62.41 |
| Himachal Pradesh | 13164 | 84.71 | 29.64 | 66.18 |
| Jammu and Kashmir | 21607 | 70.92 | 24.19 | 69.06 |
| Manipur | 4609 | 65.39 | 22.12 | 69.41 |
| Meghalaya | 3690 | 86.23 | 14.33 | 68.37 |
| Mizoram | 3301 | 81.88 | 16.10 | 69.89 |
| Nagaland | 4246 | 76.61 | 20.41 | 58.10 |
| Sikkim | 3424 | 79.96 | 10.67 | 51.64 |
| Tripura | 5564 | 75.75 | 23.52 | 61.08 |
| Uttarakhand | 12334 | 86.40 | 23.57 | 66.52 |
| All States | 989409 | 82.30 | 26.22 | 66.20 |

* Committed Expenditure includes expenditure on financial intermediation (Interest Payment, Servicing of Debt and Pension).

** Development Expenditure includes expenditure on Social Services and Economic Services. (Revenue + Capital + Loans & Advances)

Parameters of Recovery of User Charges

| | Education, Art & Culture | Medical and Public Health | Family Welfare | Social Services | Economic Services |
|------------------------------------------------------|-----------------------------|------------------------------|-------------------|--------------------|----------------------|
| (Revenue Receipts as percent to Revenue Expenditure) | | | | | |
| Andhra Pradesh | 0.65 | 2.52 | -3.89 | 1.06 | 18.60 |
| Bihar | 0.22 | 1.20 | 0.00 | 0.33 | 6.56 |
| Chhattisgarh | 0.16 | 6.04 | 0.00 | 0.90 | 59.00 |
| Delhi | 0.61 | 1.38 | 0.00 | 0.69 | 2.41 |
| Goa | 1.55 | 2.24 | 0.00 | 7.59 | 93.30 |
| Gujarat | 1.27 | 3.79 | 1.68 | 2.49 | 27.47 |
| Haryana | 5.48 | 3.26 | 0.03 | 5.07 | 17.13 |
| Jharkhand | 0.28 | 3.51 | 1.68 | 1.22 | 64.19 |
| Karnataka | 1.12 | 3.39 | 0.00 | 1.25 | 13.93 |
| Kerala | 2.18 | 2.36 | 0.03 | 1.79 | 11.34 |
| Madhya Pradesh | 11.89 | 1.58 | 0.09 | 6.55 | 43.02 |
| Maharashtra | 1.39 | 7.14 | 11.46 | 2.62 | 20.73 |
| Orissa | 0.27 | 1.31 | 0.06 | 1.13 | 39.71 |
| Puducherry | 0.10 | 2.46 | 0.00 | 1.00 | 58.97 |
| Punjab | 0.97 | 5.11 | 0.10 | 3.59 | 7.17 |
| Rajasthan | 0.42 | 2.97 | 0.07 | 2.16 | 24.64 |
| Tamil Nadu | 3.58 | 3.62 | 5.86 | 5.77 | 9.47 |
| Uttar Pradesh | 14.46 | 2.67 | 0.02 | 8.18 | 14.02 |
| West Bengal | 0.61 | 1.80 | 0.03 | 0.80 | 19.24 |
| Special Category States | | | | | |
| Arunachal Pradesh | 0.33 | 0.12 | 0.00 | 0.76 | 32.82 |
| Assam | 0.10 | 0.53 | 0.02 | 0.29 | 49.69 |
| Himachal Pradesh | 4.04 | 1.07 | 0.13 | 3.19 | 49.93 |
| Jammu and Kashmir | 0.11 | 1.20 | 0.05 | 0.76 | 17.62 |
| Manipur | 0.27 | 0.11 | 0.00 | 1.30 | 14.05 |
| Meghalaya | 0.14 | 0.30 | 0.00 | 0.81 | 22.79 |
| Mizoram | 0.19 | 0.11 | 0.00 | 0.87 | 12.47 |
| Nagaland | 0.09 | 0.06 | 0.00 | 0.66 | 11.33 |
| Sikkim | 0.39 | 0.94 | 0.00 | 1.31 | 67.18 |
| Tripura | 0.19 | 2.57 | 0.00 | 0.61 | 3.66 |
| Uttarakhand | 1.16 | 2.73 | 0.04 | 1.46 | 24.06 |
| All States | 3.08 | 2.91 | 1.19 | 2.88 | 23.09 |

Parameters of Recovery of User Charges

| | Education, Art and Culture | Medical and Public Health | Family Welfare | Social Services | Economic Services |
|---------------------------------------------------------------|----------------------------------|------------------------------|-------------------|--------------------|----------------------|
| (Revenue Receipts as percent to Non-Plan Revenue Expenditure) | | | | | |
| Andhra Pradesh | 0.77 | 3.86 | -261.26 | 1.81 | 25.88 |
| Bihar | 0.27 | 1.22 | 0.00 | 0.54 | 11.23 |
| Chhattisgarh | 0.47 | 11.89 | 0.00 | 2.51 | 92.43 |
| Delhi | 0.74 | 2.84 | 0.00 | 1.32 | 4.68 |
| Goa | 1.84 | 3.12 | 0.00 | 11.25 | 115.03 |
| Gujarat | 1.44 | 6.53 | 61.51 | 4.15 | 54.66 |
| Haryana | 7.63 | 4.33 | 0.00 | 8.53 | 21.87 |
| Jharkhand | 0.38 | 4.03 | 4.00 | 2.01 | 124.59 |
| Karnataka | 1.44 | 4.76 | 1.90 | 2.01 | 20.42 |
| Kerala | 2.38 | 2.59 | 0.13 | 2.31 | 17.30 |
| Madhya Pradesh | 15.73 | 1.85 | 9.00 | 11.71 | 76.31 |
| Maharashtra | 1.46 | 8.46 | 145.76 | 3.64 | 27.52 |
| Orissa | 0.34 | 1.58 | 0.53 | 1.68 | 66.05 |
| Puducherry | 0.16 | 5.74 | 0.00 | 2.58 | 79.88 |
| Punjab | 1.07 | 5.20 | 0.44 | 4.31 | 7.73 |
| Rajasthan | 0.48 | 3.35 | 1.65 | 2.64 | 40.98 |
| Tamil Nadu | 3.85 | 4.68 | 50.72 | 9.98 | 12.28 |
| Uttar Pradesh | 17.09 | 2.80 | 0.12 | 12.45 | 19.79 |
| West Bengal | 0.72 | 2.05 | 0.15 | 1.12 | 32.13 |
| Special Category States | | | | | |
| Arunachal Pradesh | 0.44 | 0.14 | 0.00 | 1.30 | 55.98 |
| Assam | 0.11 | 0.73 | 0.08 | 0.39 | 100.75 |
| Himachal Pradesh | 4.40 | 1.15 | 0.16 | 3.77 | 63.17 |
| Jammu and Kashmir | 0.12 | 1.22 | 0.27 | 0.86 | 17.86 |
| Manipur | 0.34 | 0.14 | 0.00 | 2.03 | 25.80 |
| Meghalaya | 0.24 | 0.48 | 0.00 | 1.40 | 49.74 |
| Mizoram | 0.35 | 0.44 | 0.00 | 1.93 | 21.14 |
| Nagaland | 0.12 | 0.07 | 0.00 | 0.90 | 19.55 |
| Sikkim | 0.58 | 1.37 | 0.00 | 2.20 | 143.38 |
| Tripura | 0.20 | 4.41 | 0.00 | 0.97 | 5.12 |
| Uttarakhand | 1.35 | 3.37 | 4.35 | 2.21 | 37.53 |
| All States | 3.64 | 3.67 | 9.87 | 4.40 | 34.04 |

**No.1 - SUMMARY OF RECEIPTS and DISBURSEMENTS of the UNION, UNION TERRITORY and STATE GOVERNMENTS
for the year ended 31st March, 2010**

| (₹ in crore) | | | | | | | | | |
|-----------------------------------------------------------|------------------|----------------------|-------------------|-------------------|--------------|-----------|--------------|-----------|----------|
| RECEIPTS | Union Government | U.T.Govt. Puducherry | STATE GOVERNMENTS | | | | | | |
| | | | Andhra Pradesh | Arunachal Pradesh | Assam | Bihar | Chhattisgarh | NCT Delhi | Goa |
| PART I - CONSOLIDATED FUND - | | | | | | | | | |
| (1) Revenue Receipts (For details see Account No.2) | 704523.03 | 2841.32 | 64678.35 | 4294.87 | 19884.49 | 35526.83 | 18153.66 | 20451.34 | 4100.27 |
| EXCESS OF REVENUE OVER EXPENDITURE ON REVENUE ACCOUNT | -- | -- | 1230.42 | 599.28 | -- | 2942.66 | 888.22 | 6550.46 | 0.00 |
| (2) Capital Receipts | 24581.43 | 33.26 | -- | 0.00 | -- | -- | 2.30 | -- | -- |
| (3) Public Debt | 3405327.17 | 659.45 | 19753.45 | 216.20 | 2190.28 | 6134.38 | 1287.21 | 1769.00 | 631.99 |
| (4) Loans and Advances | 12732.50 | 4.76 | (A) 142.91 | 202.70 | (B) 32.87 | 13.20 | 992.43 | 318.15 | 12.74 |
| (5) Inter-State Settlement | -- | -- | -- | -- | -- | -- | 3.04 | -- | -- |
| (6) Transfer to Contingency Fund | -- | -- | -- | -- | -- | -- | -- | -- | 0.00 |
| Total Part I-CONSOLIDATED FUND [(1) to (6)] | 4147164.13 | 3538.79 | 84574.71 | 4713.77 | 22107.64 | 41674.41 | 20438.64 | 22538.49 | 4745.00 |
| Part II-CONTINGENCY FUND - | | | | | | | | | |
| Contingency Fund | -- | 0.27 | 7.16 | -- | -- | -- | 0.50 | -- | 0.06 |
| Part III-PUBLIC ACCOUNT - | | | | | | | | | |
| Total Part III-PUBLIC ACCOUNT (For details see A/C No. 6) | 660400.56 | 835.54 | 147497.59 | 23119.88 | 239945.54 | 190199.72 | 66644.27 | -- | 11235.60 |
| Total Receipts Part I,II and III | 4807564.69 | 4374.60 | 232079.46 | 27833.65 | 262053.18 | 231874.13 | 87083.41 | 22538.49 | 15980.66 |
| Opening Balance on 1st April, 2009 | 95255.57 | 1022.86 | -285.95 | -439.44 | -830.79 | -740.06 | -348.68 | 5775.13 | 3.07 |
| GRAND TOTAL | 4902820.26 | 5397.46 | 231793.51 | 27394.21 | 261222.39 | 231134.07 | 86734.73 | 28313.62 | 15983.73 |

(A) Includes ₹ 0.06 crore which has been written off.

(B) Includes ₹ 0.05 crore which has been written off.

COMBINED FINANCE AND REVENUE ACCOUNTS OF THE UNION AND STATE GOVERNMENTS IN INDIA FOR THE YEAR 2009-10

**No.1 - SUMMARY OF RECEIPTS and DISBURSEMENTS of the UNION, UNION TERRITORY and STATE GOVERNMENTS
for the year ended 31st March, 2010 - Contd.**

| (₹ in crore) | | | | | | | | | |
|-----------------------------------------------------------------------|---------------------|-------------------------|-------------------|----------------------|------------------|------------------|-----------------|-----------------|-----------------|
| DISBURSEMENTS | Union Government | U.T.Govt. Puducherry | STATE GOVERNMENTS | | | | | | |
| | | | Andhra Pradesh | Arunachal Pradesh | Assam | Bihar | Chhattisgarh | NCT Delhi | Goa |
| PART I - CONSOLIDATED FUND - | | | | | | | | | |
| (1) Revenue Expenditure(For details see A/c No.3) | 1057479.24 | 3083.45 | 63447.93 | 3695.59 | 21232.20 | 32584.17 | 17265.44 | 13900.88 | 4227.48 |
| EXCESS OF EXPENDITURE ON REVENUE ACCOUNT OVER ORDINARY REVENUE-(S) | 352956.21 | 242.13 | -- | -- | 1347.71 | -- | -- | -- | 127.20 |
| (2) Capital Expenditure(For detail see Account No.4) | 100685.95 | 369.04 | 13793.05 | 1030.31 | 2629.35 | 7332.09 | (A) 2744.92 | 4717.27 | 1084.08 |
| (3) Public Debt | 3085791.90 | 131.14 | 6276.99 | 110.81 | 1007.56 | 1982.99 | 651.57 | 606.47 | 177.69 |
| (4) Loans and Advances | 16114.80 | 2.17 | 1589.82 | 205.46 | 99.23 | 896.78 | 896.79 | 5701.30 | 37.22 |
| (5) Inter-State Settlement | -- | -- | -- | -- | -- | -- | 3.29 | -- | -- |
| (6) Transfer to Contingency Fund | -- | -- | -- | -- | -- | -- | -- | -- | -- |
| Total Part I-CONSOLIDATED FUND [(1) to (6)] | 4260071.89 | 3585.80 | 85107.79 | 5042.17 | 24968.34 | 42796.03 | 21562.01 | 24925.92 | 5526.47 |
| Part II-CONTINGENCY FUND - | | | | | | | | | |
| Contingency Fund | -- | 0.27 | 0.41 | -- | -- | -- | -- | -- | 2.99 |
| Part III-PUBLIC ACCOUNT - | | | | | | | | | |
| Total Part III-PUBLIC ACCOUNT (For details see A/c. No. 6) | 632132.44 | 613.35 | 146653.08 | 22435.08 | 237658.46 | 190874.49 | 65727.78 | -- | 10447.86 |
| Total Disbursements Part I,II and III | 4892204.33 | 4199.42 | 231761.28 | 27477.25 | 262626.80 | 233670.52 | 87289.79 | 24925.92 | 15977.32 |
| Closing Balance on 31st March, 2010 | 10615.93 | 1198.04 | 32.23 | -83.04 | -1404.41 | -2536.45 | -555.06 | 3387.70 | (B) 6.41 |
| GRAND TOTAL | 4902820.26 | 5397.46 | 231793.51 | 27394.21 | 261222.39 | 231134.07 | 86734.73 | 28313.62 | 15983.73 |

(A) Includes ₹ 228.28 crore of Grants-in-Aid.

(B) There was a net difference of ₹ 0.08 crore between the figures reflected in the Accounts (₹ 6.41 crore) (Debit) and that intimated by the Reserve Bank of India (₹ 6.49 crore) (Credit) under "Deposits with Reserve Bank of India" included in the Cash Balance.

**No.1 - SUMMARY OF RECEIPTS and DISBURSEMENTS of the UNION, UNION TERRITORY and STATE GOVERNMENTS
for the year ended 31st March, 2010 - Contd.**

| RECEIPTS | STATE GOVERNMENTS | | | | | | | |
|-----------------------------------------------------------|-------------------|-----------------|------------------|-------------------|-----------------|------------------|------------------|------------------|
| | Gujarat | Haryana | Himachal Pradesh | Jammu and Kashmir | Jharkhand | Karnataka | Kerala | Madhya Pradesh |
| PART I - CONSOLIDATED FUND - | | | | | | | | |
| (1) Revenue Receipts (For details see Account No.2) | 41672.37 | 20992.66 | 10346.36 | 17587.82 | 15118.47 | 49155.70 | 26109.40 | 41394.70 |
| EXCESS OF REVENUE OVER EXPENDITURE ON REVENUE ACCOUNT | -- | -- | -- | 2263.93 | -- | 1618.78 | -- | 5497.80 |
| (2) Capital Receipts | 136.30 | 9.39 | -- | 28.09 | -- | 69.79 | 48.96 | 21.70 |
| (3) Public Debt | 14244.69 | 8455.37 | 2552.51 | 5695.12 | 3369.44 | 7990.86 | 7256.14 | 8602.51 |
| (4) Loans and Advances | 150.67 | 212.84 | 33.84 | 1.62 | 21.79 | 555.36 | (A) 38.47 | 23.37 |
| (5) Inter-State Settlement | -- | -- | -- | -- | -- | -- | -- | 2.75 |
| (6) Transfer to Contingency Fund | -- | -- | -- | -- | -- | -- | -- | -- |
| Total Part I-CONSOLIDATED FUND [(1) to (6)] | 56204.03 | 29670.26 | 12932.71 | 23312.65 | 18509.70 | 57771.71 | 33452.97 | 50045.03 |
| Part II-CONTINGENCY FUND - | | | | | | | | |
| Contingency Fund | 33.97 | -- | -- | 0.11 | -- | 2.10 | 5.84 | -- |
| Part III-PUBLIC ACCOUNT - | | | | | | | | |
| Total Part III-PUBLIC ACCOUNT (For details see A/C No. 6) | 229685.38 | 54446.02 | 40579.16 | 45200.63 | 81169.69 | 235933.89 | 113703.88 | 145514.23 |
| Total Receipts Part I,II and III | 285923.38 | 84116.28 | 53511.87 | 68513.39 | 99679.39 | 293707.70 | 147162.69 | 195559.26 |
| Opening Balance on 1st April, 2009 | 98.80 | -602.85 | -150.14 | 12.94 | -482.49 | -358.45 | 38.14 | -838.27 |
| GRAND TOTAL | 286022.18 | 83513.43 | 53361.73 | 68526.33 | 99196.90 | 293349.25 | 147200.83 | 194720.99 |

(A) Includes ₹ 0.77 crore which has been written off.

**No.1 - SUMMARY OF RECEIPTS and DISBURSEMENTS of the UNION, UNION TERRITORY and STATE GOVERNMENTS
for the year ended 31st March, 2010 - Contd.**

| DISBURSEMENTS | STATE GOVERNMENTS | | | | | | | |
|--------------------------------------------------------------------|-------------------|-----------------|------------------|-------------------|-----------------|------------------|------------------|------------------|
| | Gujarat | Haryana | Himachal Pradesh | Jammu and Kashmir | Jharkhand | Karnataka | Kerala | Madhya Pradesh |
| PART I - CONSOLIDATED FUND - | | | | | | | | |
| (1) Revenue Expenditure(For details see A/c No.3) | 48638.28 | 25257.38 | 11151.01 | 15323.89 | 15128.24 | 47536.92 | 31132.38 | 35896.90 |
| EXCESS OF EXPENDITURE ON REVENUE ACCOUNT OVER ORDINARY REVENUE-(S) | -6965.91 | 4264.72 | 804.65 | -- | (A) 9.77 | -- | 5022.97 | -- |
| (2) Capital Expenditure(For detail see Account No.4) | 8046.73 | 5218.48 | 1943.44 | 6233.77 | 2703.04 | 12136.68 | 2059.39 | 7924.87 |
| (3) Public Debt | 3245.08 | 2745.97 | 866.80 | 3573.90 | 1190.21 | 2308.33 | 2405.68 | 2394.05 |
| (4) Loans and Advances | 427.60 | 829.69 | 69.67 | 49.12 | 319.98 | 981.58 | 876.68 | 3816.88 |
| (5) Inter-State Settlement | -- | -- | -- | -- | -- | -- | -- | 2.78 |
| (6) Transfer to Contingency Fund | -- | -- | -- | -- | -- | -- | -- | -- |
| Total Part I-CONSOLIDATED FUND [(1) to (6)] | 60357.69 | 34051.52 | 14030.92 | 25180.68 | 19341.47 | 62963.51 | 36474.13 | 50035.48 |
| Part II-CONTINGENCY FUND - | | | | | | | | |
| Contingency Fund | 47.12 | -- | -- | 1.07 | -- | -- | 26.27 | -- |
| Part III-PUBLIC ACCOUNT - | | | | | | | | |
| Total Part III-PUBLIC ACCOUNT (For details see A/c. No. 6) | 225743.67 | 50593.57 | 39632.45 | 43326.98 | 80608.53 | 230493.42 | 110642.03 | 146726.58 |
| Total Disbursements Part I,II and III | 286148.48 | 84645.09 | 53663.37 | 68508.73 | 99950.00 | 293456.93 | 147142.43 | 196762.06 |
| Closing Balance on 31st March, 2010 | -126.30 | -1131.66 | -301.64 | 17.60 | -753.10 | -107.68 | 58.40 | -2041.07 |
| GRAND TOTAL | 286022.18 | 83513.43 | 53361.73 | 68526.33 | 99196.90 | 293349.25 | 147200.83 | 194720.99 |

(A) Revenue Deficit for the year 2009-10 is understated to the extent of ₹ 226.84 crore as Expenditure on Account of release of Grants-in-Aid has been classified under 'Capital Section' instead of 'Revenue Section'. Also the Revenue Deficit is overstated to the extent of ₹ 54.48 crore as Expenditure on Major Works has been classified under 'Revenue Section' instead of 'Capital Section'. As a result, there is a net understatement of 'Revenue Deficit' by ₹ 172.36 crore.

**No.1 - SUMMARY OF RECEIPTS and DISBURSEMENTS of the UNION, UNION TERRITORY and STATE GOVERNMENTS
for the year ended 31st March, 2010 - Contd.**

| RECEIPTS | STATE GOVERNMENTS | | | | | | |
|-----------------------------------------------------------|-------------------|-----------------|-----------------|-----------------|-----------------|------------------|-----------------|
| | Maharashtra | Manipur | Meghalaya | Mizoram | Nagaland | Orissa | Punjab |
| PART I - CONSOLIDATED FUND - | | | | | | | |
| (1) Revenue Receipts (For details see Account No.2) | 86910.29 | 3873.14 | 3447.35 | 2963.50 | 3719.76 | 26430.21 | 22156.58 |
| EXCESS OF REVENUE OVER EXPENDITURE ON REVENUE ACCOUNT | -- | 858.74 | 264.97 | 260.80 | 467.32 | 1138.62 | -- |
| (2) Capital Receipts | 25.07 | -- | -- | -- | -- | -- | 0.51 |
| (3) Public Debt | 21564.42 | 519.89 | 403.02 | 225.89 | 1256.48 | 1650.13 | 10107.84 |
| (4) Loans and Advances | 514.84 | 3.28 | 16.68 | 25.32 | 4.20 | 356.36 | 1276.02 |
| (5) Inter-State Settlement | -- | -- | -- | -- | -- | -- | -- |
| (6) Transfer to Contingency Fund | 600.00 | -- | -- | -- | -- | -- | -- |
| Total Part I-CONSOLIDATED FUND [(1) to (6)] | 109614.62 | 4396.31 | 3867.05 | 3214.71 | 4980.44 | 28436.70 | 33540.95 |
| Part II-CONTINGENCY FUND - | | | | | | | |
| Contingency Fund | 351.93 | -- | -- | -- | -- | 11.07 | -- |
| Part III-PUBLIC ACCOUNT - | | | | | | | |
| Total Part III-PUBLIC ACCOUNT (For details see A/C No. 6) | 381174.83 | 22597.82 | 13396.46 | 6833.67 | 8573.21 | 186661.06 | 31187.59 |
| Total Receipts Part I,II and III | 491141.38 | 26994.13 | 17263.51 | 10048.38 | 13553.65 | 215108.83 | 64728.54 |
| Opening Balance on 1st April, 2009 | -542.79 | -259.03 | -50.70 | -85.10 | -413.26 | -1013.52 | -301.18 |
| GRAND TOTAL | 490598.59 | 26735.10 | 17212.81 | 9963.28 | 13140.39 | 214095.31 | 64427.36 |

COMBINED FINANCE AND REVENUE ACCOUNTS OF THE UNION AND STATE GOVERNMENTS IN INDIA FOR THE YEAR 2009-10

**No.1 - SUMMARY OF RECEIPTS and DISBURSEMENTS of the UNION, UNION TERRITORY and STATE GOVERNMENTS
for the year ended 31st March, 2010 - Contd.**

| DISBURSEMENTS | STATE GOVERNMENTS | | | | | | |
|--------------------------------------------------------------------|-------------------|-----------------|-----------------|-----------------|-----------------|------------------|-----------------|
| | Maharashtra | Manipur | Meghalaya | Mizoram | Nagaland | Orissa | Punjab |
| PART I - CONSOLIDATED FUND - | | | | | | | |
| (1) Revenue Expenditure(For details see A/c No.3) | 94915.97 | 3014.40 | 3182.38 | 2702.70 | 3252.44 | 25291.59 | 27407.94 |
| EXCESS OF EXPENDITURE ON REVENUE ACCOUNT OVER ORDINARY REVENUE-(S) | 8005.68 | -- | -- | -- | -- | -- | 5251.36 |
| (2) Capital Expenditure(For detail see Account No.4) | 17428.66 | 1587.78 | 481.29 | 572.81 | 989.53 | 3647.88 | 2166.41 |
| (3) Public Debt | 3825.39 | 116.75 | 143.04 | 365.33 | 725.83 | 1488.69 | 5308.36 |
| (4) Loans and Advances | 1261.08 | 6.89 | 26.65 | 24.94 | 3.55 | 112.48 | 28.84 |
| (5) Inter-State Settlement | -- | -- | -- | -- | -- | -- | -- |
| (6) Transfer to Contingency Fund | 350.00 | -- | -- | -- | -- | -- | -- |
| Total Part I-CONSOLIDATED FUND [(1) to (6)] | 117781.10 | 4725.82 | 3833.36 | 3665.78 | 4971.35 | 30540.64 | 34911.55 |
| Part II-CONTINGENCY FUND - | | | | | | | |
| Contingency Fund | 603.00 | -- | -- | -- | -- | 198.97 | -- |
| Part III-PUBLIC ACCOUNT - | | | | | | | |
| Total Part III-PUBLIC ACCOUNT (For details see A/c. No. 6) | 372894.92 | 22304.47 | 13440.87 | 6428.37 | 8768.38 | 183739.90 | 29791.00 |
| Total Disbursements Part I,II and III | 491279.02 | 27030.29 | 17274.23 | 10094.15 | 13739.73 | 214479.51 | 64702.55 |
| Closing Balance on 31st March, 2010 | -680.43 | -295.19 | -61.42 | -130.87 | -599.34 | -384.20 | -275.19 |
| GRAND TOTAL | 490598.59 | 26735.10 | 17212.81 | 9963.28 | 13140.39 | 214095.31 | 64427.36 |

**No.1 - SUMMARY OF RECEIPTS and DISBURSEMENTS of the UNION, UNION TERRITORY and STATE GOVERNMENTS
for the year ended 31st March, 2010 - Contd.**

| RECEIPTS | STATE GOVERNMENTS | | | | | | | (₹ in crore) Total |
|-----------------------------------------------------------|-------------------|----------------|------------------|-----------------|------------------|-----------------|------------------|-----------------------|
| | Rajasthan | Sikkim | Tamil Nadu | Tripura | Uttar Pradesh | Uttarakhand | West Bengal | |
| PART I - CONSOLIDATED FUND - | | | | | | | | |
| (1) Revenue Receipts (For details see Account No.2) | 35385.01 | 3254.39 | 55844.13 | 4401.35 | 96420.95 | 9486.13 | 36921.64 | 1488046.07 |
| EXCESS OF REVENUE OVER EXPENDITURE ON REVENUE ACCOUNT | -- | 516.35 | -- | 187.56 | 7047.34 | -- | -- | 32333.25 |
| (2) Capital Receipts | 8.94 | -- | -- | -- | -- | -- | -- | 24965.74 |
| (3) Public Debt | 8796.42 | 392.11 | 15556.85 | 493.81 | 22489.07 | 2582.38 | 37832.08 | 3620006.16 |
| (4) Loans and Advances | 112.00 | 0.30 | 2587.11 | 3.51 | 293.08 | 64.83 | (B) 387.10 | 21134.85 |
| (5) Inter-State Settlement | -- | -- | -- | -- | -- | -- | -- | 5.79 |
| (6) Transfer to Contingency Fund | -- | -- | -- | -- | -- | -- | -- | 600.00 |
| Total Part I-CONSOLIDATED FUND [(1) to (6)] | 44302.37 | 3646.80 | 73988.09 | 4898.67 | 119203.10 | 12133.34 | 75140.82 | 5154758.61 |
| Part II-CONTINGENCY FUND - | | | | | | | | |
| Contingency Fund | -- | -- | 0.51 | -- | 82.82 | 37.05 | 1.43 | 534.82 |
| Part III-PUBLIC ACCOUNT - | | | | | | | | |
| Total Part III-PUBLIC ACCOUNT (For details see A/C No. 6) | 184502.61 | 4558.62 | 391003.61 | 17450.10 | 217382.66 | 20794.48 | (A) 97531.86 | 3869760.16 |
| Total Receipts Part I,II and III | 228804.98 | 8205.42 | 464992.21 | 22348.77 | 336668.58 | 32964.87 | 172674.11 | 9025053.59 |
| Opening Balance on 1st April, 2009 | -366.87 | 95.68 | -120.08 | -131.20 | 94.96 | -484.08 | -221.85 | 93330.37 |
| GRAND TOTAL | 228438.11 | 8301.10 | 464872.13 | 22217.57 | 336763.54 | 32480.79 | 172452.26 | 9118383.96 |

(A) Difference of ₹ 0.01 crore with Statement No.18 is due to rounding.

(B) Includes ₹ 4.02 crore which has been written off.

COMBINED FINANCE AND REVENUE ACCOUNTS OF THE UNION AND STATE GOVERNMENTS IN INDIA FOR THE YEAR 2009-10

**No.1 - SUMMARY OF RECEIPTS and DISBURSEMENTS of the UNION, UNION TERRITORY and STATE GOVERNMENTS
for the year ended 31st March, 2010 - Concl'd.**

| DISBURSEMENTS | STATE GOVERNMENTS | | | | | | | (₹ in crore) |
|--------------------------------------------------------------------|-------------------|----------------|------------------|-----------------|------------------|-----------------|------------------|-------------------|
| | Rajasthan | Sikkim | Tamil Nadu | Tripura | Uttar Pradesh | Uttarakhand | West Bengal | Total |
| PART I - CONSOLIDATED FUND - | | | | | | | | |
| (1) Revenue Expenditure(For details see A/c No.3) | 40132.19 | 2738.04 | 59375.35 | 4213.79 | 89373.61 | 10657.47 | 58499.88 | 1871739.13 |
| EXCESS OF EXPENDITURE ON REVENUE ACCOUNT OVER ORDINARY REVENUE-(S) | 4747.18 | -- | 3531.22 | -- | -- | 1171.34 | 21578.24 | 402094.47 |
| (2) Capital Expenditure(For detail see Account No.4) | 5174.73 | 648.53 | 8572.59 | 1332.22 | 25091.23 | 1646.73 | 3011.06 | 253003.91 |
| (3) Public Debt | 2945.07 | 86.29 | 2511.81 | 193.94 | 7668.59 | 1372.68 | 16996.62 | 3159215.53 |
| (4) Loans and Advances | 497.82 | 36.98 | 2290.56 | 17.55 | 941.85 | 30.06 | 752.44 | 38946.46 |
| (5) Inter-State Settlement | -- | -- | -- | -- | -- | -- | -- | 6.07 |
| (6) Transfer to Contingency Fund | -- | -- | -- | -- | -- | -- | -- | 350.00 |
| Total Part I-CONSOLIDATED FUND [(1) to (6)] | 48749.81 | 3509.84 | 72750.31 | 5757.50 | 123075.28 | 13706.94 | 79260.00 | 5323261.10 |
| Part II-CONTINGENCY FUND - | | | | | | | | |
| Contingency Fund | -- | -- | -- | -- | -- | 71.42 | 2.70 | 954.22 |
| Part III-PUBLIC ACCOUNT - | | | | | | | | |
| Total Part III-PUBLIC ACCOUNT (For details see A/c. No. 6) | 180261.58 | 4676.27 | 392527.22 | 16549.35 | 213490.03 | 18939.19 | 93087.97 | 3791209.29 |
| Total Disbursements Part I,II and III | 229011.39 | 8186.11 | 465277.53 | 22306.85 | 336565.31 | 32717.55 | 172350.67 | 9115424.61 |
| Closing Balance on 31st March, 2010 | -573.28 | 114.99 | -405.40 | -89.28 | 198.23 | -236.76 | 101.59 | 2959.35 |
| GRAND TOTAL | 228438.11 | 8301.10 | 464872.13 | 22217.57 | 336763.54 | 32480.79 | 172452.26 | 9118383.96 |

**NO.2-ACCOUNT SHOWING BY MAJOR HEADS THE REVENUE RECEIPTS OF THE UNION, UNION TERRITORY AND
STATE GOVERNMENTS for the year ended 31st March, 2010**

| RECEIPT HEADS (Revenue Account) | Union Government | U.T.Govt. Puducherry | STATE GOVERNMENTS | | | | | | | Item No. |
|---------------------------------------------------------------|---------------------|-------------------------|-------------------|----------------------|----------|----------|--------------|-----------|---------|-------------|
| | | | Andhra Pradesh | Arunachal Pradesh | Assam | Bihar | Chhattisgarh | NCT Delhi | Goa | |
| (₹ in crore) | | | | | | | | | | |
| A - TAX REVENUE- | | | | | | | | | | |
| (a) Taxes on Income and Expenditure | | | | | | | | | | |
| 0020-Corporation Tax | 176796.84 | -- | 4996.80 | 195.63 | 2197.48 | 7491.13 | 1802.81 | -- | 175.93 | 1 |
| 0021- Taxes on Income Other than Corporation Tax | 84578.47 | -- | 2783.42 | 108.98 | 1224.08 | 4172.86 | 1004.24 | -- | 98.00 | 2 |
| 0022-Taxes on Agricultural Income | -- | -- | -- | -- | 78.34 | -- | -- | -- | -- | 3 |
| 0023-Hotel Receipts Tax | 2.50 | -- | -- | -- | -- | -- | 1.46 | -- | -- | 4 |
| 0024-Interest Tax | 3.62 | -- | -- | -- | -- | -- | -- | -- | -- | 5 |
| 0026- Collection under Fringe 'Benefit Tax | 2360.19 | -- | -- | -- | -- | -- | -- | -- | -- | 6 |
| 0028-Other Taxes on Income and Expenditure | -62.05 | -- | 430.36 | -- | 150.15 | -- | 7.35 | -- | -- | 7 |
| TOTAL (a) | 263679.57 | 0.00 | 8210.58 | 304.61 | 3650.05 | 11663.99 | 2815.86 | 0.00 | 273.93 | 8 |
| (b) Taxes on Property and Capital Transactions - | | | | | | | | | | |
| 0029-Land Revenue | 2.45 | 0.54 | 221.57 | 4.46 | 116.91 | 123.96 | 159.68 | 0.02 | 10.61 | 9 |
| 0030-Stamps and Registration Fees | 87.49 | 50.15 | 2638.63 | 1.88 | 108.45 | 997.90 | 583.13 | 929.97 | 111.25 | 10 |
| 0031-Estate Duty | 0.23 | -- | -- | -- | -- | -- | -- | -- | -- | 11 |
| 0032-Taxes on Wealth | 351.23 | -- | 11.31 | 0.44 | 4.97 | 16.95 | 4.08 | -- | 0.40 | 12 |
| 0033-Gift Tax | 0.97 | -- | -- | -- | -- | -- | -- | -- | -- | 13 |
| 0034-Securities Transaction Tax | 7394.17 | -- | -- | -- | -- | -- | -- | -- | -- | 14 |
| 0035-Taxes on Immovable Property other than Agricultural Land | -- | -- | 62.49 | -- | -- | -- | -- | -- | -- | 15 |
| 0036-Collection under Banking cash Transaction Tax | 246.74 | -- | -- | -- | -- | -- | -- | -- | -- | 16 |
| TOTAL (b) | 8083.28 | 50.69 | 2934.00 | 6.78 | 230.33 | 1138.81 | 746.89 | 929.99 | 122.26 | 17 |
| (c) Taxes on Commodities and Services - | | | | | | | | | | |
| 0037-Customs | 60222.71 | -- | 1699.31 | 66.53 | 747.32 | 2547.58 | 613.10 | -- | 59.83 | 18 |
| 0038-Union Excise Duties | 84383.37 | -- | 1368.81 | 53.69 | 601.97 | 2052.09 | 493.86 | -- | 48.19 | 19 |
| 0039-State Excise | 221.36 | 329.06 | 5848.59 | 23.78 | 239.19 | 1081.68 | 1187.73 | 1643.57 | 104.46 | 20 |
| 0040-Taxes on Sales, Trade etc. | 1169.84 | 453.11 | 23640.22 | 130.23 | 3535.26 | 3839.29 | 3712.16 | 10126.01 | 1142.13 | 21 |
| 0041-Taxes on Vehicles | 60.01 | 34.75 | 1995.30 | 13.07 | 177.26 | 345.13 | 351.88 | 462.65 | 105.12 | 22 |
| 0042-Taxes on Goods and Passengers | 4.66 | -- | 10.28 | -- | 545.41 | 1613.16 | 696.10 | -- | 160.73 | 23 |
| 0043-Taxes and Duties on Electricity | 14.31 | -- | 159.26 | -- | 27.07 | 66.63 | 416.91 | -- | -- | 24 |
| 0044-Service Tax | 41220.43 | -- | 1282.07 | 50.13 | 563.71 | 1921.98 | 462.56 | -- | 45.07 | 25 |
| 0045-Other Taxes and Duties on Commodities and Services | 636.13 | 0.12 | 169.01 | 0.02 | 8.67 | 21.92 | 6.86 | 285.64 | 128.04 | 26 |
| Total (c) | 187932.82 | 817.04 | 36172.85 | 337.45 | 6445.86 | 13489.46 | 7941.16 | 12517.87 | 1793.57 | 27 |
| Total : A-TAX REVENUE carried over to pages 46-47 | 459695.67 | 867.73 | 47317.43 | 648.84 | 10326.24 | 26292.26 | 11503.91 | 13447.86 | 2189.76 | 28 |

**NO.2-ACCOUNT SHOWING BY MAJOR HEADS THE REVENUE RECEIPTS OF THE UNION, UNION TERRITORY AND
STATE GOVERNMENTS for the year ended 31st March, 2010 - Contd.**

(₹ in crore)

| Item No. | STATE GOVERNMENTS | | | | | | | | Total carried over |
|-----------|-------------------|-----------------|------------------|-------------------|-----------------|-----------------|-----------------|-----------------|--------------------|
| | Gujarat | Haryana | Himachal Pradesh | Jammu and Kashmir | Jharkhand | Karnataka | Kerala | Madhya Pradesh | |
| 1 | 2424.36 | 730.23 | 354.59 | 881.03 | 2283.07 | 3028.92 | 1810.29 | 4558.66 | 209727.77 |
| 2 | 1350.47 | 406.78 | 197.52 | 490.77 | 1271.76 | 1687.23 | 1008.40 | 2539.36 | 102922.34 |
| 3 | -- | -- | -- | -- | -- | 8.70 | 27.73 | -- | 114.77 |
| 4 | -- | -- | -- | -- | -- | -- | -- | 12.20 | 16.16 |
| 5 | -- | -- | -- | -- | -- | -- | -- | -- | 3.62 |
| 6 | -- | -- | -- | -- | -- | -- | -- | -- | 2360.19 |
| 7 | 196.87 | -- | -- | -- | -- | 527.21 | -- | 203.93 | 1453.82 |
| 8 | 3971.70 | 1137.01 | 552.11 | 1371.80 | 3554.83 | 5252.06 | 2846.42 | 7314.15 | 316598.67 |
| 9 | 1161.20 | 9.43 | 14.54 | 15.41 | 41.28 | 127.88 | 53.93 | 180.03 | 2243.90 |
| 10 | 2556.72 | 1293.56 | 113.40 | 69.51 | 238.20 | 2627.57 | 1896.41 | 1783.15 | 16087.37 |
| 11 | -- | -- | -- | -- | -- | -- | -- | -- | 0.23 |
| 12 | 5.49 | 1.65 | 0.80 | 1.99 | 5.17 | 6.85 | 4.10 | 10.31 | 425.74 |
| 13 | -- | -- | -- | -- | -- | -- | -- | -- | 0.97 |
| 14 | -- | -- | -- | -- | -- | -- | -- | -- | 7394.17 |
| 15 | 123.75 | -- | -- | -- | -- | -- | 65.08 | 0.12 | 251.44 |
| 16 | -- | -- | -- | -- | -- | -- | -- | -- | 246.74 |
| 17 | 3847.16 | 1304.64 | 128.74 | 86.91 | 284.65 | 2762.30 | 2019.52 | 1973.61 | 26650.56 |
| 18 | 824.47 | 248.34 | 120.59 | 299.62 | 776.42 | 1030.07 | 615.64 | 1550.31 | 71421.84 |
| 19 | 664.12 | 200.04 | 97.13 | 241.35 | 625.42 | 829.73 | 495.90 | 1248.79 | 93404.46 |
| 20 | 65.94 | 2059.02 | 500.26 | 293.78 | 322.75 | 6946.32 | 1514.81 | 2951.95 | 25334.25 |
| 21 | 18199.79 | 9032.37 | 1487.40 | 2145.73 | 3597.20 | 15832.67 | 12770.89 | 7723.82 | 118538.12 |
| 22 | 1542.64 | 277.07 | 133.97 | 83.10 | 234.21 | 1961.60 | 1131.10 | 919.01 | 9827.87 |
| 23 | 6.91 | 391.45 | 88.74 | 299.43 | 12.44 | 1291.14 | -- | 1332.88 | 6453.33 |
| 24 | 2643.65 | 119.58 | 39.08 | 120.34 | 46.87 | 678.69 | 24.78 | 2146.49 | 6503.66 |
| 25 | 621.99 | 187.33 | 91.00 | 0.00 | 585.73 | 777.19 | 464.45 | 1169.56 | 49443.20 |
| 26 | 242.79 | 37.12 | 197.14 | 0.02 | 7.17 | 576.82 | 140.28 | 19.22 | 2476.97 |
| 27 | 24812.30 | 12552.32 | 2755.31 | 3483.37 | 6208.21 | 29924.23 | 17157.85 | 19062.03 | 383403.70 |
| 28 | 32631.16 | 14993.97 | 3436.16 | 4942.08 | 10047.69 | 37938.59 | 22023.79 | 28349.79 | 726652.93 |

**NO.2-ACCOUNT SHOWING BY MAJOR HEADS THE REVENUE RECEIPTS OF THE UNION, UNION TERRITORY AND
STATE GOVERNMENTS for the year ended 31st March, 2010 - Contd.**

| RECEIPT HEADS (Revenue Account) | Total brought forward | STATE GOVERNMENTS | | | | | | (₹ in crore) | Item No. |
|---------------------------------------------------------------|-----------------------------|-------------------|---------|-----------|---------|----------|----------|--------------|-------------|
| | | Maharashtra | Manipur | Meghalaya | Mizoram | Nagaland | Orissa | | |
| A - TAX REVENUE | | | | | | | | | |
| (a) Taxes on Income and Expenditure | | | | | | | | | |
| 0020-Corporation Tax | 209727.77 | 3394.37 | 245.90 | 252.01 | 162.35 | 178.65 | 3505.78 | 1 | |
| 0021-Taxes on Income Other than Corporation Tax | 102922.34 | 1890.82 | 136.98 | 140.38 | 90.50 | 99.52 | 1952.86 | 2 | |
| 0022-Taxes on Agricultural Income | 114.77 | -- | -- | -- | -- | -- | -- | 3 | |
| 0023-Hotel Receipts Tax | 16.16 | -- | -- | -- | -- | -- | -- | 4 | |
| 0024-Interest Tax | 3.62 | -- | -- | -- | -- | -- | -- | 5 | |
| 0026- Collection under Fringe 'Benefit Tax | 2360.19 | -- | -- | -- | -- | -- | -- | 6 | |
| 0028-Other Taxes on Income and Expenditure | 1453.82 | 1612.36 | 17.63 | 2.06 | 7.93 | 22.54 | 135.55 | 7 | |
| TOTAL (a) | 316598.67 | 6897.55 | 400.51 | 394.45 | 260.78 | 300.71 | 5594.19 | 8 | |
| (b) Taxes on Property and Capital Transactions - | | | | | | | | | |
| 0029-Land Revenue | 2243.90 | 714.04 | 0.81 | 0.26 | 2.76 | 0.63 | 292.18 | 9 | |
| 0030-Stamps and Registration Fees | 16087.37 | 10773.65 | 4.26 | 11.02 | 0.39 | 1.20 | 359.96 | 10 | |
| 0031-Estate Duty | 0.23 | -- | -- | -- | -- | -- | -- | 11 | |
| 0032-Taxes on Wealth | 425.74 | 7.68 | 0.56 | 0.57 | 0.37 | 0.40 | 7.93 | 12 | |
| 0033-Gift Tax | 0.97 | -- | -- | -- | -- | -- | -- | 13 | |
| | 7394.17 | -- | -- | -- | -- | -- | -- | 14 | |
| 0035-Taxes on Immovable Property other than Agricultural Land | 251.44 | -- | -- | -- | -- | -- | -- | 15 | |
| 0036- Collection under banking cash Transaction Tax | 246.74 | -- | -- | -- | -- | -- | -- | 16 | |
| TOTAL (b) | 26650.56 | 11495.37 | 5.63 | 11.85 | 3.52 | 2.23 | 660.07 | 17 | |
| (c) Taxes on Commodities and Services - | | | | | | | | | |
| 0037-Customs | 71421.84 | 1154.36 | 83.63 | 85.70 | 55.21 | 67.53 | 1192.24 | 18 | |
| 0038-Union Excise Duties | 93404.46 | 929.86 | 67.36 | 69.04 | 44.47 | 42.17 | 960.36 | 19 | |
| 0039-State Excise | 25334.25 | 5056.63 | 4.70 | 90.29 | 2.10 | 3.13 | 849.05 | 20 | |
| 0040-Taxes on Sales, Trade etc. | 118538.12 | 32676.02 | 163.28 | 321.39 | 85.94 | 132.22 | 5408.76 | 21 | |
| 0041-Taxes on Vehicles | 9827.87 | 2682.30 | 4.35 | 13.61 | 6.71 | 16.73 | 611.23 | 22 | |
| 0042-Taxes on Goods and Passengers | 6453.33 | 976.59 | 0.81 | 3.51 | 1.39 | 3.96 | 815.25 | 23 | |
| 0043-Taxes and Duties on Electricity | 6503.66 | 3289.32 | 0.01 | 0.05 | -- | 0.10 | 459.96 | 24 | |
| 0044-Service Tax | 49443.20 | 870.98 | 63.13 | 64.68 | 41.63 | 45.76 | 899.49 | 25 | |
| 0045-Other Taxes and Duties on Commodities and Services | 2476.97 | 1325.47 | 0.19 | 2.10 | 0.36 | -- | 50.39 | 26 | |
| Total (c) | 383403.70 | 48961.53 | 387.46 | 650.37 | 237.81 | 311.60 | 11246.73 | 27 | |
| Total : A-TAX REVENUE carried over to pages 48-49 | 726652.93 | 67354.45 | 793.60 | 1056.67 | 502.11 | 614.54 | 17500.99 | 28 | |

**NO.2-ACCOUNT SHOWING BY MAJOR HEADS THE REVENUE RECEIPTS OF THE UNION, UNION TERRITORY AND
STATE GOVERNMENTS for the year ended 31st March, 2010 - Contd.**

| Item No. | STATE GOVERNMENTS | | | | | | | | (₹ In crore) Total |
|-------------|-------------------|-----------------|---------------|-----------------|----------------|------------------|----------------|-----------------|-----------------------|
| | Punjab | Rajasthan | Sikkim | Tamil Nadu | Tripura | Uttar Pradesh | Uttarakhand | West Bengal | |
| 1 | 882.39 | 3810.09 | 154.20 | 3603.59 | 290.73 | 13085.69 | 637.85 | 4793.69 | 244725.06 |
| 2 | 491.53 | 2122.38 | 86.60 | 2007.35 | 161.95 | 7289.26 | 355.31 | 2670.28 | 122418.06 |
| 3 | -- | -- | -- | -- | 0.01 | -- | -- | 8.86 | 123.64 |
| 4 | -- | -- | -- | -- | -- | 20.94 | 7.13 | -- | 44.23 |
| 5 | -- | -- | -- | -- | -- | -- | -- | -- | 3.62 |
| 6 | -- | -- | -- | -- | -- | -- | -- | -- | 2360.19 |
| 7 | -- | 0.04 | 2.13 | -- | 29.17 | -- | -- | 362.40 | 3645.63 |
| 8 | 1373.92 | 5932.51 | 242.93 | 5610.94 | 481.86 | 20395.89 | 1000.29 | 7835.23 | 373320.43 |
| 9 | 15.30 | 147.66 | 2.71 | 116.66 | 5.55 | 663.14 | 8.79 | 928.92 | 5143.31 |
| 10 | 1550.94 | 1362.94 | 4.48 | 3662.16 | 18.15 | 4562.23 | 398.70 | 1814.22 | 40611.67 |
| 11 | -- | -- | -- | -- | -- | -- | -- | -- | 0.23 |
| 12 | 2.00 | 8.62 | 0.35 | 8.15 | 0.66 | 29.61 | 1.44 | 10.85 | 504.93 |
| 13 | -- | -- | -- | -- | -- | -- | -- | -- | 0.97 |
| 14 | -- | -- | -- | -- | -- | -- | -- | -- | 7394.17 |
| 15 | -- | 132.14 | -- | 12.01 | -- | -- | -- | 0.08 | 395.67 |
| 16 | -- | -- | -- | -- | -- | -- | -- | -- | 246.74 |
| 17 | 1568.24 | 1651.36 | 7.54 | 3798.98 | 24.36 | 5254.98 | 408.93 | 2754.07 | 54297.69 |
| 18 | 300.08 | 1295.73 | 52.44 | 1225.51 | 98.87 | 4450.18 | 216.92 | 1630.24 | 83330.48 |
| 19 | 241.72 | 1043.73 | 42.24 | 987.16 | 79.64 | 3584.65 | 174.73 | 1313.17 | 102984.76 |
| 20 | 2100.92 | 2300.48 | 57.28 | 6740.68 | 61.09 | 5666.05 | 704.64 | 1443.81 | 50415.10 |
| 21 | 7577.49 | 10163.53 | 121.07 | 22661.52 | 374.93 | 20825.18 | 2246.84 | 10509.64 | 231805.93 |
| 22 | 554.74 | 1372.87 | 7.88 | 2024.64 | 37.14 | 1403.50 | 184.56 | 774.34 | 19522.47 |
| 23 | -- | 176.10 | -- | 1091.92 | -- | 271.05 | -- | 0.02 | 9793.93 |
| 24 | 230.13 | 699.99 | -- | 37.05 | 0.02 | 272.16 | 2.11 | 664.58 | 12159.14 |
| 25 | 226.38 | 977.59 | 39.56 | 924.44 | 74.49 | 3357.31 | 163.76 | 1229.94 | 58422.34 |
| 26 | 9.96 | 58.51 | 27.39 | 200.02 | 0.95 | 193.32 | 6.27 | 393.10 | 4745.00 |
| 27 | 11241.42 | 18088.53 | 347.86 | 35892.94 | 727.13 | 40023.40 | 3699.83 | 17958.84 | 573179.15 |
| 28 | 14183.58 | 25672.40 | 598.33 | 45302.86 | 1233.35 | 65674.27 | 5109.05 | 28548.14 | 1000797.27 |

NO.2-ACCOUNT SHOWING BY MAJOR HEADS THE REVENUE RECEIPTS OF THE UNION, UNION TERRITORY AND STATE GOVERNMENTS for the year ended 31st March, 2010 - Contd.

| RECEIPT HEADS (Revenue Account) | Union Government | U.T.Govt. Puducherry | STATE GOVERNMENTS | | | | | | | Item No. |
|---------------------------------------------------------------------------------|---------------------|-------------------------|-------------------|----------------------|-----------------|-----------------|-----------------|-----------------|----------------|-------------|
| | | | Andhra Pradesh | Arunachal Pradesh | Assam | Bihar | Chhattisgarh | NCT Delhi | Goa | |
| Total : A-TAX REVENUE brought forward from pages 42-43 | 459695.67 | 867.73 | 47317.43 | 648.84 | 10326.24 | 26292.26 | 11503.91 | 13447.86 | 2189.76 | 1 |
| B-NON-TAX REVENUE- | | | | | | | | | | |
| (a) Fiscal Services - | | | | | | | | | | |
| 0046-Currency Coinage and Mint | 41.40 | -- | -- | -- | -- | -- | -- | -- | -- | 2 |
| 0047-Other Fiscal Services | 71.84 | -- | -- | 0.02 | -- | -- | -- | -- | -- | 3 |
| Total (a) | 113.24 | 0.00 | 0.00 | 0.02 | 0.00 | 0.00 | 0.00 | 0.00 | 0.00 | 4 |
| (b) Interest Receipts Dividends and Profits- | | | | | | | | | | |
| 0049-Interest Receipts | 35849.38 | 50.58 | 4851.52 | 40.02 | 493.63 | 353.27 | 220.70 | 3236.61 | 13.64 | 5 |
| 0050-Dividends and Profits | 50249.78 | 6.40 | 22.77 | -- | 14.92 | 2.06 | 0.44 | 41.56 | 1.15 | 6 |
| Total (b) | 86099.16 | 56.98 | 4874.29 | 40.02 | 508.55 | 355.33 | 221.14 | 3278.17 | 14.79 | 7 |
| (c) Other Non-Tax Revenue- | | | | | | | | | | |
| (i) General Services - | | | | | | | | | | |
| 0051-Public Service Commission | 16.75 | -- | 4.86 | 0.29 | 0.04 | 0.80 | 0.83 | 2.63 | 0.03 | 8 |
| 0055-Police | 2736.12 | 0.73 | 130.09 | 1.13 | 30.91 | 11.89 | 6.69 | 0.01 | 1.43 | 9 |
| 0056-Jails | 0.15 | -- | 2.94 | -- | 0.13 | 4.00 | 1.66 | 7.58 | 0.01 | 10 |
| 0057-Supplies and Disposals | 85.97 | -- | -- | -- | -- | -- | -- | -- | -- | 11 |
| 0058-Stationery and Printing | 23.79 | 0.25 | 0.42 | 0.03 | 0.10 | 0.02 | 3.29 | -- | 1.96 | 12 |
| 0059-Public Works | 269.12 | 1.44 | 7.52 | 4.28 | 3.95 | 8.94 | 14.61 | 14.99 | 1.89 | 13 |
| 0070-Other Administrative Services | 2675.05 | 10.93 | 97.56 | 5.33 | 102.06 | 9.43 | 13.03 | 67.93 | 40.50 | 14 |
| 0071-Contributions and Recoveries towards Pension and Other Retirement Benefits | 2114.65 | 2.58 | 14.74 | 0.64 | 3.43 | 1.51 | 2.82 | -- | 1.55 | 15 |
| 0075-Miscellaneous General Services | 10093.27 | 1.29 | -617.71 | 11.39 | 210.88 | 770.28 | 96.97 | 0.27 | (A) 259.88 | 16 |
| 0076-Defence Services - Army | 1646.73 | -- | -- | -- | -- | -- | -- | -- | -- | 17 |
| 0077-Defence Services - Navy | 241.30 | -- | -- | -- | -- | -- | -- | -- | -- | 18 |
| 0078-Defence Services - Air Force | 468.14 | -- | -- | -- | -- | -- | -- | -- | -- | 19 |
| 0079-Defence Services - Ordnance Factories | 1317.15 | -- | -- | -- | -- | -- | -- | -- | -- | 20 |
| 0080-Defence Services Research and Development | 34.32 | -- | -- | -- | -- | -- | -- | -- | -- | 21 |
| Total (c)(i) | 21722.51 | 17.22 | -359.58 | 23.09 | 351.50 | 806.87 | 139.90 | 93.41 | 307.25 | 22 |
| TOTAL : B-NON-TAX REVENUE a+b+c(i) | 107934.91 | 74.20 | 4514.71 | 63.13 | 860.05 | 1162.20 | 361.04 | 3371.58 | 322.04 | 23 |
| Total : A + B carried over to pages 50-51 | 567630.58 | 941.93 | 51832.14 | 711.97 | 11186.29 | 27454.46 | 11864.95 | 16819.44 | 2511.80 | 24 |

(A) Includes a waiver of Interest on special term loan of ₹ 401.88 crore pertaining to Ex-UT period of Goa by Ministry of Finance, Department of Expenditure, New Delhi.

**NO.2-ACCOUNT SHOWING BY MAJOR HEADS THE REVENUE RECEIPTS OF THE UNION, UNION TERRITORY AND
STATE GOVERNMENTS for the year ended 31st March, 2010 - Contd.**

(₹ in crore)

| Item No. | STATE GOVERNMENTS | | | | | | | | Total carried over |
|----------|-------------------|----------|------------------|-------------------|-----------|-----------|----------|----------------|--------------------|
| | Gujarat | Haryana | Himachal Pradesh | Jammu and Kashmir | Jharkhand | Karnataka | Kerala | Madhya Pradesh | |
| 1 | 32631.16 | 14993.97 | 3436.16 | 4942.08 | 10047.69 | 37938.59 | 22023.79 | 28349.79 | 726652.93 |
| 2 | -- | -- | -- | -- | -- | -- | -- | -- | 41.40 |
| 3 | 0.11 | -- | -- | -- | 0.06 | -- | -- | -- | 72.03 |
| 4 | 0.11 | 0.00 | 0.00 | 0.00 | 0.06 | 0.00 | 0.00 | 0.00 | 113.43 |
| 5 | 419.44 | 667.89 | 76.93 | 10.63 | 153.20 | 383.86 | 152.50 | 1284.03 | 48257.83 |
| 6 | 76.72 | 9.60 | 73.49 | 44.16 | -- | 29.48 | 27.29 | 49.75 | 50649.57 |
| 7 | 496.16 | 677.49 | 150.42 | 54.79 | 153.20 | 413.34 | 179.79 | 1333.78 | 98907.40 |
| 8 | 1.69 | 4.80 | 2.80 | -- | 2.06 | 11.20 | 2.04 | 3.69 | 54.51 |
| 9 | 101.45 | 35.11 | 11.57 | 12.84 | 4.68 | 82.13 | 35.71 | 41.98 | 3244.47 |
| 10 | 6.20 | 0.98 | 0.09 | 0.10 | 1.14 | 0.90 | 1.29 | 3.17 | 30.34 |
| 11 | -- | 0.48 | 0.03 | -- | -- | -- | -- | -- | 86.48 |
| 12 | 16.04 | 3.04 | 6.63 | 4.29 | -- | 9.67 | 8.68 | 22.99 | 101.20 |
| 13 | 51.06 | 16.10 | 30.82 | 23.87 | 2.41 | 25.27 | 6.54 | 27.37 | 510.18 |
| 14 | 110.80 | 96.81 | 17.28 | 8.22 | 36.26 | 99.29 | 99.46 | 80.94 | 3570.88 |
| 15 | 38.21 | 18.55 | 6.43 | 3.92 | 11.63 | 69.07 | 32.90 | 18.47 | 2341.10 |
| 16 | 847.14 | 95.93 | 1.05 | 0.37 | 105.05 | 548.34 | 817.27 | 399.12 | 13640.79 |
| 17 | -- | -- | -- | -- | -- | -- | -- | -- | 1646.73 |
| 18 | -- | -- | -- | -- | -- | -- | -- | -- | 241.30 |
| 19 | -- | -- | -- | -- | -- | -- | -- | -- | 468.14 |
| 20 | -- | -- | -- | -- | -- | -- | -- | -- | 1317.15 |
| 21 | -- | -- | -- | -- | -- | -- | -- | -- | 34.32 |
| 22 | 1172.59 | 271.80 | 76.70 | 53.61 | 163.23 | 845.87 | 1003.89 | 597.73 | 27287.59 |
| 23 | 1668.86 | 949.29 | 227.12 | 108.40 | 316.49 | 1259.21 | 1183.68 | 1931.51 | 126308.42 |
| 24 | 34300.02 | 15943.26 | 3663.28 | 5050.48 | 10364.18 | 39197.80 | 23207.47 | 30281.30 | 852961.35 |

**NO.2-ACCOUNT SHOWING BY MAJOR HEADS THE REVENUE RECEIPTS OF THE UNION, UNION TERRITORY AND
STATE GOVERNMENTS for the year ended 31st March, 2010 - Contd.**

| RECEIPT HEADS (Revenue Account) | Total brought forward | STATE GOVERNMENTS | | | | | | Item No. |
|---------------------------------------------------------------------------------------|-----------------------------|-------------------|---------------|----------------|---------------|---------------|-----------------|-------------|
| | | Maharashtra | Manipur | Meghalaya | Mizoram | Nagaland | Orissa | |
| Total : A-TAX REVENUE brought forward from pages 44-45 | 726652.93 | 67354.45 | 793.60 | 1056.67 | 502.11 | 614.54 | 17500.99 | 1 |
| B-NON-TAX REVENUE- | | | | | | | | |
| (a) Fiscal Services - | | | | | | | | |
| 0046-Currency Coinage and Mint | 41.40 | -- | -- | -- | -- | -- | -- | 2 |
| 0047-Other Fiscal Services | 72.03 | 0.08 | -- | -- | -- | -- | -- | 3 |
| Total (a) | 113.43 | 0.08 | 0.00 | 0.00 | 0.00 | 0.00 | 0.00 | 4 |
| (b) Interest Receipts Dividends and Profits- | | | | | | | | |
| 0049-Interest Receipts | 48257.83 | 1342.00 | 32.73 | 23.28 | 17.85 | 10.02 | 379.23 | 5 |
| 0050-Dividends and Profits | 50649.57 | 80.88 | -- | 0.04 | -- | -- | 250.79 | 6 |
| Total (b) | 98907.40 | 1422.88 | 32.73 | 23.32 | 17.85 | 10.02 | 630.02 | 7 |
| (c) Other Non-Tax Revenue- | | | | | | | | |
| (i) General Services - | | | | | | | | |
| 0051-Public Service Commission | 54.51 | 12.12 | -- | 0.02 | 0.20 | 0.09 | 1.72 | 8 |
| 0055-Police | 3244.47 | 163.45 | 0.94 | 1.93 | 0.26 | 0.43 | 36.69 | 9 |
| 0056-Jails | 30.34 | 8.32 | -- | -- | -- | 0.02 | 0.45 | 10 |
| 0057-Supplies and Disposals | 86.48 | 0.02 | -- | -- | 0.03 | -- | -- | 11 |
| 0058-Stationery and Printing | 101.20 | 17.42 | 0.02 | 0.05 | 0.39 | 0.01 | 2.07 | 12 |
| 0059-Public Works | 510.18 | 162.31 | 17.65 | 7.02 | 4.13 | 0.54 | 41.99 | 13 |
| 0070-Other Administrative Services | 3570.88 | 154.03 | 0.38 | 7.90 | 2.24 | 1.42 | 56.48 | 14 |
| 0071-Contributions and Recoveries towards Pension and Other Retirement Benefits | 2341.10 | 44.59 | 0.28 | 0.45 | 0.80 | 0.21 | 31.73 | 15 |
| 0075-Miscellaneous General Services | 13640.79 | 1068.51 | 61.47 | 0.16 | 10.00 | 7.04 | 11.60 | 16 |
| 0076-Defence Services - Army | 1646.73 | -- | -- | -- | -- | -- | -- | 17 |
| 0077-Defence Services - Navy | 241.30 | -- | -- | -- | -- | -- | -- | 18 |
| 0078-Defence Services - Air Force | 468.14 | -- | -- | -- | -- | -- | -- | 19 |
| 0079-Defence Services - Ordnance Factories | 1317.15 | -- | -- | -- | -- | -- | -- | 20 |
| 0080-Defence Services Research and Development | 34.32 | -- | -- | -- | -- | -- | -- | 21 |
| Total (c)(i) | 27287.59 | 1630.77 | 80.74 | 17.53 | 18.05 | 9.76 | 182.73 | 22 |
| TOTAL : B-NON-TAX REVENUE a+b+c(i) | 126308.42 | 3053.73 | 113.47 | 40.85 | 35.90 | 19.78 | 812.75 | 23 |
| Total : A + B carried over to pages 52-53 | 852961.35 | 70408.18 | 907.07 | 1097.52 | 538.01 | 634.32 | 18313.74 | 24 |

**NO.2-ACCOUNT SHOWING BY MAJOR HEADS THE REVENUE RECEIPTS OF THE UNION, UNION TERRITORY AND
STATE GOVERNMENTS for the year ended 31st March, 2010 - Contd.**

| Item No. | STATE GOVERNMENTS | | | | | | | | (₹ in crore) |
|-----------|-------------------|-----------------|----------------|-----------------|----------------|-----------------|----------------|-----------------|-------------------|
| | Punjab | Rajasthan | Sikkim | Tamil Nadu | Tripura | Uttar Pradesh | Uttarakhand | West Bengal | Total |
| 1 | 14183.58 | 25672.40 | 598.33 | 45302.86 | 1233.35 | 65674.27 | 5109.05 | 28548.14 | 1000797.27 |
| 2 | -- | -- | -- | -- | -- | -- | -- | -- | 41.40 |
| 3 | -- | -- | -- | 0.04 | -- | 0.01 | 0.02 | 0.01 | 72.19 |
| 4 | 0.00 | 0.00 | 0.00 | 0.04 | 0.00 | 0.01 | 0.02 | 0.01 | 113.59 |
| 5 | 164.69 | 1185.45 | 44.18 | 1797.29 | 27.88 | 603.66 | 53.71 | 362.83 | 54302.63 |
| 6 | 0.91 | 37.27 | 0.46 | 48.32 | -- | 27.18 | 0.08 | 0.48 | 51095.98 |
| 7 | 165.60 | 1222.72 | 44.64 | 1845.61 | 27.88 | 630.84 | 53.79 | 363.31 | 105398.61 |
| 8 | 3.00 | 2.54 | -- | 4.90 | 0.25 | 4.91 | 0.68 | 3.36 | 88.30 |
| 9 | 51.88 | 126.24 | 14.52 | 96.09 | 16.88 | 119.34 | 9.62 | 68.67 | 3951.41 |
| 10 | 2.21 | 0.63 | -- | 1.43 | 0.08 | 2.35 | 1.34 | 0.13 | 47.30 |
| 11 | 0.23 | -- | -- | -- | -- | -- | -- | -- | 86.76 |
| 12 | 5.29 | 2.98 | 2.27 | 9.14 | 1.26 | 31.37 | 2.22 | 0.06 | 175.75 |
| 13 | 22.60 | 62.75 | 2.89 | 19.54 | 7.71 | 72.80 | 19.50 | 8.41 | 960.02 |
| 14 | -1.49 | 49.12 | 4.42 | 197.34 | 11.76 | 147.19 | 21.18 | 204.35 | 4427.20 |
| 15 | 25.65 | 32.15 | 5.19 | 14.52 | 2.12 | 29.01 | 37.43 | 20.61 | 2585.84 |
| 16 | 4780.12 | 739.30 | 950.92 | 366.26 | (A) 22.29 | 8075.13 | 14.41 | 86.61 | 29834.61 |
| 17 | -- | -- | -- | -- | -- | -- | -- | -- | 1646.73 |
| 18 | -- | -- | -- | -- | -- | -- | -- | -- | 241.30 |
| 19 | -- | -- | -- | -- | -- | -- | -- | -- | 468.14 |
| 20 | -- | -- | -- | -- | -- | -- | -- | -- | 1317.15 |
| 21 | -- | -- | -- | -- | -- | -- | -- | -- | 34.32 |
| 22 | 4889.49 | 1015.71 | 980.21 | 709.22 | 62.35 | 8482.10 | 106.38 | 392.20 | 45864.83 |
| 23 | 5055.09 | 2238.43 | 1024.85 | 2554.87 | 90.23 | 9112.95 | 160.19 | 755.52 | 151377.03 |
| 24 | 19238.67 | 27910.83 | 1623.18 | 47857.73 | 1323.58 | 74787.22 | 5269.24 | 29303.66 | 1152174.30 |

(A) Includes written off amount of ₹ 22.25 crore on account of debt waiver for the year 2007-08.

NO.2-ACCOUNT SHOWING BY MAJOR HEADS THE REVENUE RECEIPTS OF THE UNION, UNION TERRITORY AND STATE GOVERNMENTS for the year ended 31st March, 2010 - Contd.

| (₹ in crore) | | | | | | | | | | Item No. |
|-------------------------------------------------------------|---------------------|-------------------------|-------------------|----------------------|-----------------|-----------------|-----------------|-----------------|----------------|-------------|
| RECEIPT HEADS (Revenue Account) | Union Government | U.T.Govt. Puducherry | STATE GOVERNMENTS | | | | | | | |
| | | | Andhra Pradesh | Arunachal Pradesh | Assam | Bihar | Chhattisgarh | NCT Delhi | Goa | |
| Brought forward from pages 46-47 A+B[a+b+c(i)] | 567630.58 | 941.93 | 51832.14 | 711.97 | 11186.29 | 27454.46 | 11864.95 | 16819.44 | 2511.80 | 1 |
| B - NON-TAX REVENUE-CONTD. | | | | | | | | | | |
| (c) Other Non-Tax Revenue-Contd. | | | | | | | | | | |
| (ii) Social Services - | | | | | | | | | | |
| 0202-Education, Sports, Art and Culture | 101.41 | 0.45 | 55.08 | 1.95 | 4.40 | 16.52 | 5.23 | 22.26 | 10.96 | 2 |
| 0210-Medical and Public Health | 165.22 | 6.58 | 70.59 | 0.23 | 7.10 | 14.08 | 35.67 | 24.65 | 5.98 | 3 |
| | | | (A) | | | | | | | |
| 0211-Family Welfare | 30.25 | -- | -17.05 | -- | 0.03 | -- | 0.20 | -- | -- | 4 |
| 0215-Water Supply and Sanitation | 0.46 | 3.08 | 67.00 | 3.84 | 0.68 | 5.15 | 7.85 | -- | 70.39 | 5 |
| 0216-Housing | 125.50 | 0.44 | 1.96 | 0.04 | 3.19 | 2.78 | 2.22 | 4.03 | 0.49 | 6 |
| 0217-Urban Development | 0.29 | 0.03 | 60.57 | 2.95 | 0.01 | 0.03 | 2.51 | -- | 21.61 | 7 |
| 0220-Information and Publicity | 273.54 | 0.01 | 0.21 | 0.01 | 0.02 | 0.11 | 0.04 | -- | 0.02 | 8 |
| 0221-Broadcasting | 0.01 | -- | -- | -- | -- | -- | -- | -- | -- | 9 |
| 0230-Labour and Employment | 13.81 | 1.00 | 24.54 | 0.01 | 2.61 | 2.67 | 7.87 | 5.02 | 3.20 | 10 |
| 0235-Social Security and Welfare | 2.10 | 0.78 | 1.51 | 0.04 | 6.92 | 0.85 | 1.38 | 0.17 | 0.16 | 11 |
| 0250-Other Social Services | 0.01 | 0.23 | 8.35 | -- | -- | 1.10 | 9.28 | -- | -- | 12 |
| Total (c)(ii) | 712.60 | 12.60 | 272.76 | 9.07 | 24.96 | 43.29 | 72.25 | 56.13 | 112.81 | 13 |
| (iii) Economic Services - | | | | | | | | | | |
| 0401-Crop Husbandry | 309.42 | 0.39 | 109.98 | 1.41 | 0.27 | 14.16 | -24.49 | 0.16 | 1.54 | 14 |
| 0402-Soil and Water Conservation | -- | -- | -- | -- | -- | -- | -- | -- | -- | 15 |
| 0403-Animal Husbandry | 15.05 | 0.46 | 1.43 | 0.30 | 0.32 | 0.26 | 3.85 | 0.42 | 1.11 | 16 |
| 0404-Dairy Development | 266.02 | -- | -- | 0.02 | 0.18 | -- | -- | -- | 0.73 | 17 |
| 0405-Fisheries | 11.70 | 0.14 | 3.33 | 0.07 | 1.27 | 7.87 | 2.09 | 0.07 | 2.14 | 18 |
| 0406-Forestry and Wild Life | 17.13 | 0.02 | 103.11 | 9.99 | 160.56 | 6.78 | 345.85 | 0.07 | 2.73 | 19 |
| 0407-Plantations | 0.17 | -- | -- | -- | -- | -- | -- | -- | -- | 20 |
| 0408-Food Storage and Warehousing | 0.77 | -- | -- | 0.06 | -- | -- | 0.11 | -- | -- | 21 |
| 0415-Agricultural Research and Education | 0.01 | -- | -- | -- | -- | -- | -- | -- | -- | 22 |
| 0425-Cooperation | 0.41 | 0.28 | 37.52 | 0.73 | 0.28 | 0.50 | 5.42 | 0.14 | 1.15 | 23 |
| 0435-Other Agricultural Programmes | 12.62 | 0.02 | 0.02 | 0.13 | 0.34 | -- | 5.96 | 0.03 | 0.05 | 24 |
| 0506-Land Reforms | -- | -- | 4.18 | 0.01 | -- | 0.11 | -- | -- | -- | 25 |
| 0515-Other Rural Development Programmes | 0.29 | 0.03 | 563.48 | 0.02 | 0.20 | 28.81 | 2.50 | 0.05 | 0.02 | 26 |
| 0551-Hill Areas | -- | -- | -- | -- | -- | -- | -- | -- | -- | 27 |
| 0552-North Eastern Areas | -- | -- | -- | -- | 1.22 | -- | -- | -- | -- | 28 |
| 0575-Other Special Areas Programmes | -- | -- | -- | -- | -- | -- | -- | -- | -- | 29 |
| 0700-Major Irrigation | -- | -- | -- | -- | -- | 3.02 | 72.18 | -- | -- | 30 |
| 0701-Medium Irrigation | 10.42 | - | 81.88 | -- | 0.59 | 14.80 | 33.19 | 8.49 | 10.57 | 31 |
| 0702-Minor Irrigation | 8.22 | 0.17 | 3.50 | 0.03 | 0.74 | 2.48 | 379.61 | -- | 6.69 | 32 |
| 0801-Power | 2782.56 | 549.39 | 26.12 | 329.27 | 1.68 | -- | 100.00 | 15.34 | 941.30 | 33 |
| 0802-Petroleum | 10331.19 | -- | -- | -- | 1574.18 | -- | -- | -- | -- | 34 |
| 0803-Coal and Lignite | 44.99 | -- | -- | -- | 37.54 | -- | -- | -- | -- | 35 |
| 0810-New and Renewable Energy | 0.45 | -- | -- | -- | -- | -- | -- | -- | -- | 36 |
| 0851-Village and Small Industries | 27.89 | 0.35 | 2.42 | 0.75 | 1.41 | 0.11 | 1.13 | 4.21 | 4.19 | 37 |
| 0852-Industries | 4371.12 | -- | 0.01 | -- | 0.10 | 30.15 | 1.42 | -- | 1.93 | 38 |
| 0853-Non-Ferrous Mining and Metallurgical Industries | 15.98 | 0.99 | 1887.26 | 57.56 | 1.24 | 319.93 | 1660.87 | 0.09 | 292.25 | 39 |
| 0875-Other Industries | 299.86 | -- | 0.01 | -- | -- | -- | -- | -- | -- | 40 |
| 1001-Indian Railways - Miscellaneous Receipts | 2265.32 | -- | -- | -- | -- | -- | -- | -- | -- | 41 |
| 1002-Indian Railways - Commercial Lines Revenue Receipts | 86180.31 | -- | -- | -- | -- | -- | -- | -- | -- | 42 |
| 1003-Indian Railways - Strategic Lines Revenue Receipts | 783.67 | -- | -- | -- | -- | -- | -- | -- | -- | 43 |
| 1051-Ports and Light Houses | 177.28 | 1.23 | 62.76 | -- | -- | -- | -- | -- | 20.13 | 44 |
| 1052-Shipping | 99.13 | -- | -- | -- | -- | -- | -- | -- | -- | 45 |
| Total c (iii) | 108031.98 | 553.47 | 2887.01 | 400.35 | 1782.12 | 428.98 | 2589.69 | 29.07 | 1286.53 | 46 |
| carried over to pages 54-55 | | | | | | | | | | |
| Total : B-NON-TAX REVENUE [a+b+c(i)+(ii)] | 108647.51 | 86.80 | 4787.47 | 72.20 | 885.01 | 1205.49 | 433.29 | 3427.71 | 434.85 | 47 |
| carried over to pages 54-55 | | | | | | | | | | |
| carried over to pages 54-55 A+B[a+b+c(i)+c(ii)] | 568343.18 | 954.53 | 52104.90 | 721.04 | 11211.25 | 27497.75 | 11937.20 | 16875.57 | 2624.61 | 48 |

(A) Reasons for minus figures are not intimated by the Department.

**NO.2-ACCOUNT SHOWING BY MAJOR HEADS THE REVENUE RECEIPTS OF THE UNION, UNION TERRITORY AND
STATE GOVERNMENTS for the year ended 31st March, 2010 - Contd.**

(₹ in crore)

| Item No. | STATE GOVERNMENTS | | | | | | | | Total carried over |
|-----------|-------------------|-----------------|------------------|-------------------|-----------------|-----------------|-----------------|-----------------|--------------------|
| | Gujarat | Haryana | Himachal Pradesh | Jammu and Kashmir | Jharkhand | Karnataka | Kerala | Madhya Pradesh | |
| 1 | 34300.02 | 15943.26 | 3663.28 | 5050.48 | 10364.18 | 39197.80 | 23207.47 | 30281.30 | 852961.35 |
| 2 | 101.31 | 285.10 | 83.61 | 2.21 | 8.97 | 95.85 | 130.62 | 745.00 | 1670.93 |
| 3 | 62.40 | 30.23 | 5.81 | 9.49 | 18.76 | 54.67 | 34.43 | 21.84 | 567.73 |
| 4 | 5.69 | 0.03 | 0.09 | 0.02 | 0.45 | 0.30 | 0.06 | 0.19 | 20.26 |
| 5 | 1.13 | 30.02 | 19.61 | 13.16 | 6.21 | 0.34 | -- | 11.84 | 240.76 |
| 6 | 10.77 | 2.07 | 2.05 | 1.85 | 0.83 | 20.55 | 0.99 | 14.56 | 194.32 |
| 7 | 84.21 | 133.69 | 2.72 | 0.19 | 0.01 | 5.31 | 5.59 | 5.00 | 324.72 |
| 8 | 1.46 | 0.25 | 0.89 | -- | 0.01 | 0.74 | 0.24 | 0.29 | 277.84 |
| 9 | -- | -- | -- | -- | -- | -- | -- | -- | 0.01 |
| 10 | 162.20 | 15.00 | 5.91 | 1.62 | 16.07 | 22.94 | 11.06 | 9.49 | 305.02 |
| 11 | 5.65 | 4.47 | 3.73 | 3.81 | 13.49 | 32.93 | 1.27 | 6.93 | 86.19 |
| 12 | 53.16 | 1.45 | 0.14 | 0.01 | 3.51 | 4.95 | 3.21 | 34.09 | 119.49 |
| 13 | 487.98 | 502.31 | 124.56 | 32.36 | 68.31 | 238.58 | 187.47 | 849.23 | 3807.27 |
| 14 | 8.89 | 4.70 | 6.78 | 5.23 | 10.21 | 9.96 | 7.88 | 16.14 | 482.63 |
| 15 | -- | -- | -- | -- | -- | -- | -- | -- | 0.00 |
| 16 | 6.32 | 4.45 | 0.58 | 5.13 | 1.93 | 3.82 | 3.10 | 2.92 | 51.45 |
| 17 | 1.88 | 0.04 | -- | -- | 3.95 | -- | 0.85 | -- | 273.67 |
| 18 | 7.83 | 2.44 | 1.61 | 3.14 | 2.12 | 6.19 | 4.37 | 2.10 | 58.48 |
| 19 | 39.76 | 56.14 | 72.11 | 37.46 | 3.57 | 212.48 | 272.80 | 802.00 | 2142.56 |
| 20 | -- | -- | 0.01 | -- | -- | -- | -- | -- | 0.18 |
| 21 | 37.14 | -- | 0.08 | 0.04 | -- | 14.00 | -- | 0.44 | 52.64 |
| 22 | -- | -- | -- | -- | -- | -- | -- | 0.03 | 0.04 |
| 23 | 18.27 | 6.87 | 3.35 | 0.14 | 1.67 | 46.63 | 49.39 | 9.08 | 181.83 |
| 24 | 0.02 | 2.37 | 0.26 | 0.04 | 0.38 | 5.58 | 0.14 | 3.59 | 31.55 |
| 25 | -- | -- | 0.23 | 0.01 | -- | 0.17 | -- | -- | 4.71 |
| 26 | 24.56 | 11.83 | 2.13 | 0.16 | 6.85 | 7.74 | 0.32 | 3.03 | 652.02 |
| 27 | -- | -- | -- | -- | -- | -- | -- | -- | 0.00 |
| 28 | -- | -- | -- | -- | -- | -- | -- | -- | 1.22 |
| 29 | 22.67 | -- | 0.13 | 4.66 | -- | -- | -- | -- | 27.46 |
| 30 | 272.73 | 216.90 | 0.09 | -- | 0.12 | 14.43 | 4.47 | 12.23 | 596.17 |
| 31 | 231.88 | 1.67 | 0.05 | 1.37 | 52.74 | 2.15 | 4.50 | 44.52 | 498.82 |
| 32 | 9.01 | 0.18 | 0.80 | 4.10 | 0.36 | 11.52 | 3.89 | 7.76 | 439.06 |
| 33 | 0.02 | 2.57 | 1214.80 | 723.64 | -- | 60.12 | -- | 1082.08 | 7828.89 |
| 34 | 0.01 | -- | -- | -- | -- | -- | 0.01 | 0.01 | 11905.40 |
| 35 | -- | -- | -- | -- | -- | -- | -- | -- | 82.53 |
| 36 | 0.45 | 0.41 | 0.19 | -- | -- | -- | -- | -- | 1.50 |
| 37 | 7.09 | 2.11 | 0.31 | 1.86 | 0.68 | 50.41 | 2.85 | 0.92 | 108.69 |
| 38 | 9.80 | 0.05 | 30.81 | -- | 0.02 | 4.76 | 1.65 | 9.77 | 4461.59 |
| 39 | 2138.97 | 247.49 | 85.09 | 25.34 | 1733.15 | 859.50 | 39.26 | 1590.47 | 10955.44 |
| 40 | -- | -- | -- | -- | -- | -- | -- | -- | 299.87 |
| 41 | -- | -- | -- | -- | -- | -- | -- | -- | 2265.32 |
| 42 | -- | -- | -- | -- | -- | -- | -- | -- | 86180.31 |
| 43 | -- | -- | -- | -- | -- | -- | -- | -- | 783.67 |
| 44 | 344.42 | -- | -- | -- | -- | 14.51 | 6.07 | -- | 626.40 |
| 45 | -- | -- | -- | -- | -- | 14.58 | -- | -- | 113.71 |
| 46 | 3181.72 | 560.22 | 1419.41 | 812.32 | 1817.75 | 1338.55 | 401.55 | 3587.09 | 131107.81 |
| 47 | 2156.84 | 1451.60 | 351.68 | 140.76 | 384.80 | 1497.79 | 1371.15 | 2780.74 | 130115.69 |
| 48 | 34788.00 | 16445.57 | 3787.84 | 5082.84 | 10432.49 | 39436.38 | 23394.94 | 31130.53 | 856768.62 |

**NO.2-ACCOUNT SHOWING BY MAJOR HEADS THE REVENUE RECEIPTS OF THE UNION, UNION TERRITORY AND
STATE GOVERNMENTS for the year ended 31st March, 2010 - Contd.**

| RECEIPT HEADS (Revenue Account) | Total brought forward | STATE GOVERNMENTS | | | | | | Item No. |
|-------------------------------------------------------------|-----------------------------|-------------------|---------------|----------------|---------------|---------------|-----------------|-------------|
| | | Maharashtra | Manipur | Meghalaya | Mizoram | Nagaland | Orissa | |
| Brought forward from pages 48-49 A+B[a+b+c(i)] | 852961.35 | 70408.18 | 907.07 | 1097.52 | 538.01 | 634.32 | 18313.74 | 1 |
| B - NON-TAX REVENUE-CONTD. | | | | | | | | |
| (c) Other Non-Tax Revenue-Concltd. | | | | | | | | |
| (ii) Social Services - | | | | | | | | |
| 0202-Education, Sports Art and Culture | 1670.93 | 308.96 | 1.20 | 0.77 | 0.92 | 0.43 | 14.88 | 2 |
| 0210-Medical and Public Health | 567.73 | 234.31 | 0.12 | 0.56 | 0.27 | 0.09 | 12.96 | 3 |
| | | | | | | | (A) | |
| 0211-Family Welfare | 20.26 | 47.24 | -- | -- | -- | -- | 0.10 | 4 |
| 0215-Water Supply and Sanitation | 240.76 | 47.69 | 9.48 | 2.87 | 7.39 | 0.94 | 54.86 | 5 |
| 0216-Housing | 194.32 | 23.97 | 0.71 | 4.09 | 0.47 | 3.43 | 11.88 | 6 |
| 0217-Urban Development | 324.72 | 136.59 | -- | 0.05 | 0.05 | 0.03 | 0.84 | 7 |
| 0220-Information and Publicity | 277.84 | 1.51 | 0.05 | 0.02 | -- | 0.02 | 1.16 | 8 |
| 0221-Broadcasting | 0.01 | -- | -- | -- | -- | -- | -- | 9 |
| 0230-Labour and Employment | 305.02 | 62.67 | 0.03 | 0.47 | -- | 0.03 | 7.81 | 10 |
| 0235-Social Security and Welfare | 86.19 | 82.91 | 0.01 | 0.01 | 0.50 | 0.17 | 0.35 | 11 |
| 0250-Other Social Services | 119.49 | 130.39 | 0.02 | -- | -- | -- | 6.20 | 12 |
| Total (c)(ii) | 3807.27 | 1076.24 | 11.62 | 8.84 | 9.60 | 5.14 | 111.04 | 13 |
| (iii) Economic Services - | | | | | | | | |
| 0401-Crop Husbandry | 482.63 | 127.04 | 0.25 | 2.80 | 0.30 | 0.13 | 7.10 | 14 |
| 0402-Soil and Water Conservation | 0.00 | -- | -- | -- | -- | -- | -- | 15 |
| 0403-Animal Husbandry | 51.45 | 27.34 | 0.08 | 1.54 | 0.73 | 0.47 | 0.86 | 16 |
| 0404-Dairy Development | 273.67 | 487.30 | 0.10 | 0.02 | 0.17 | -- | -- | 17 |
| 0405-Fisheries | 58.48 | 14.36 | 0.08 | 0.07 | 0.13 | 0.02 | 2.79 | 18 |
| 0406-Forestry and Wild Life | 2142.56 | 226.48 | 2.25 | 20.03 | 2.53 | 7.70 | 109.03 | 19 |
| 0407-Plantations | 0.18 | -- | -- | -- | -- | -- | -- | 20 |
| 0408-Food Storage and Warehousing | 52.64 | 7.99 | 0.20 | -- | 0.11 | 0.01 | -- | 21 |
| 0415-Agricultural Research and Education | 0.04 | -- | -- | -- | -- | -- | -- | 22 |
| 0425-Cooperation | 181.83 | 97.28 | 0.16 | 0.62 | 0.01 | 3.15 | 1.99 | 23 |
| 0435-Other Agricultural Programmes | 31.55 | 3.92 | -- | 0.72 | 0.85 | 0.03 | 1.08 | 24 |
| 0506-Land Reforms | 4.71 | 28.96 | -- | -- | 1.06 | -- | 0.06 | 25 |
| 0515-Other Rural Development Programmes | 652.02 | 300.65 | 0.01 | 0.18 | 0.05 | 0.16 | 0.21 | 26 |
| 0551-Hill Areas | 0.00 | 1.84 | -- | -- | -- | -- | -- | 27 |
| 0552-North Eastern Areas | 1.22 | -- | -- | -- | -- | 0.02 | -- | 28 |
| 0575-Other Special Areas Programmes | 27.46 | -- | -- | 0.01 | -- | -- | -- | 29 |
| 0700-Major Irrigation | 596.17 | 614.67 | -- | -- | -- | -- | 3.39 | 30 |
| 0701-Medium Irrigation | 498.82 | 197.91 | 7.00 | -- | -- | -- | 62.08 | 31 |
| 0702-Minor Irrigation | 439.06 | 63.70 | 0.19 | 0.17 | 0.01 | 0.01 | 4.40 | 32 |
| 0801-Power | 7828.89 | 456.61 | 104.07 | -- | 67.85 | 75.17 | 2.66 | 33 |
| 0802-Petroleum | 11905.40 | 0.03 | -- | -- | -- | -- | -- | 34 |
| 0803-Coal and Light | 82.53 | -- | -- | -- | -- | -- | -- | 35 |
| 0810-New and Renewable Energy | 1.50 | 0.19 | -- | -- | -- | -- | -- | 36 |
| 0851-Village and Small Industries | 108.69 | 3.44 | 0.07 | 0.40 | 0.15 | 0.31 | 2.27 | 37 |
| 0852-Industries | 4461.59 | 3.82 | -- | -- | -- | 0.10 | 0.07 | 38 |
| 0853-Non-Ferrous Mining and Metallurgical Industries | 10955.44 | 1466.73 | 0.01 | 198.21 | 1.41 | 0.59 | 2020.76 | 39 |
| 0875-Other Industries | 299.87 | -- | -- | -- | -- | -- | -- | 40 |
| 1001-Indian Railways - Miscellaneous Receipts | 2265.32 | 0.04 | -- | -- | -- | -- | -- | 41 |
| 1002-Indian Railways - Commercial Lines Revenue Receipts | 86180.31 | -- | -- | -- | -- | -- | -- | 42 |
| 1003-Indian Railways - Strategic Lines Revenue Receipts | 783.67 | -- | -- | -- | -- | -- | -- | 43 |
| 1051-Ports and Light Houses | 626.40 | -- | -- | -- | -- | -- | 0.86 | 44 |
| 1052-Shipping | 113.71 | -- | -- | -- | -- | -- | -- | 45 |
| Total c (iii) | 131107.81 | 4130.30 | 114.47 | 224.77 | 75.36 | 87.87 | 2219.61 | 46 |
| carried over to pages 56-57 | | | | | | | | |
| Total : B-NON-TAX REVENUE [a+b+c(i)+(ii)] | 130115.69 | 4129.97 | 125.09 | 49.69 | 45.50 | 24.92 | 923.79 | 47 |
| carried over to pages 56-57 | | | | | | | | |
| carried over to pages 56-57 | 856768.62 | 71484.42 | 918.69 | 1106.36 | 547.61 | 639.46 | 18424.78 | 48 |
| A+B[a+b+c(i)+c(ii)] | | | | | | | | |

(A) Includes debt relief of ₹ 381.90 crore pertaining to the year 2008-09 given by the Department of Expenditure, Ministry of Finance, Government of India on repayment of consolidated loan.

**NO.2-ACCOUNT SHOWING BY MAJOR HEADS THE REVENUE RECEIPTS OF THE UNION, UNION TERRITORY AND
STATE GOVERNMENTS for the year ended 31st March, 2010 - Contd.**

| Item No. | STATE GOVERNMENTS | | | | | | | | (₹ in crore) |
|-----------|-------------------|-----------------|----------------|-----------------|----------------|-----------------|----------------|-----------------|-------------------|
| | Punjab | Rajasthan | Sikkim | Tamil Nadu | Tripura | Uttar Pradesh | Uttarakhand | West Bengal | Total |
| 1 | 19238.67 | 27910.83 | 1623.18 | 47857.73 | 1323.58 | 74787.22 | 5269.24 | 29303.66 | 1152174.30 |
| 2 | 35.50 | 39.12 | 1.58 | 383.64 | 1.51 | 2339.86 | 34.18 | 73.04 | 4906.52 |
| 3 | 45.13 | 56.55 | 1.02 | 91.26 | 4.87 | 94.35 | 11.73 | 47.34 | 1168.29 |
| 4 | 0.10 | 0.28 | -- | 29.07 | -- | 0.28 | 0.03 | 0.11 | 97.47 |
| 5 | 41.26 | 237.15 | 2.62 | 0.28 | 1.13 | 4.54 | 0.32 | 2.62 | 653.91 |
| 6 | 2.45 | 5.86 | 0.27 | 46.70 | 1.34 | 13.85 | 1.60 | 14.52 | 325.46 |
| 7 | 80.48 | 2.81 | 3.04 | 658.86 | -- | 27.82 | 3.98 | 34.05 | 1273.32 |
| 8 | 0.11 | 0.12 | 0.20 | 26.90 | 0.16 | 0.82 | 0.01 | 2.19 | 311.11 |
| 9 | -- | -- | -- | -- | -- | -- | -- | -- | 0.01 |
| 10 | 8.60 | 6.41 | 0.25 | 38.02 | 0.38 | 16.38 | 2.30 | 4.71 | 453.08 |
| 11 | 9.26 | 2.62 | 0.01 | 44.74 | 0.06 | 39.69 | 2.49 | 10.36 | 279.37 |
| 12 | 0.51 | 4.77 | 0.04 | 4.97 | 0.02 | 84.16 | 16.07 | 4.01 | 370.65 |
| 13 | 223.40 | 355.69 | 9.03 | 1324.44 | 9.47 | 2621.75 | 72.71 | 192.95 | 9839.19 |
| 14 | 9.44 | 3.26 | 0.40 | 92.53 | 1.52 | 37.60 | 4.55 | 5.84 | 775.39 |
| 15 | -- | -- | -- | -- | -- | -- | -- | -- | 0.00 |
| 16 | 9.00 | 2.26 | 0.32 | 8.77 | 1.45 | 13.26 | 4.23 | 3.75 | 125.51 |
| 17 | 0.08 | -- | -- | 1.54 | -- | 3.26 | 0.70 | 27.43 | 794.27 |
| 18 | 1.29 | 20.33 | 0.02 | 4.49 | 0.68 | 3.11 | 0.11 | 1.19 | 107.15 |
| 19 | 26.47 | 56.35 | 8.79 | 86.90 | 6.29 | 271.29 | 235.70 | 64.17 | 3266.54 |
| 20 | -- | -- | 1.80 | -- | -- | -- | 0.00 | 0.01 | 1.99 |
| 21 | -- | -- | 0.08 | -- | 1.54 | -- | -- | 1292.96 | 1355.53 |
| 22 | 0.30 | -- | -- | 0.04 | -- | -- | -- | 0.01 | 0.39 |
| 23 | 3.73 | 21.03 | 0.01 | 21.02 | 0.07 | 16.39 | 1.78 | 4.96 | 354.03 |
| 24 | 30.19 | 5.31 | -- | 30.02 | -- | 15.40 | 0.01 | 0.25 | 119.33 |
| 25 | -- | 0.16 | -- | -- | -- | 3.02 | -- | 0.01 | 37.98 |
| 26 | 42.87 | 1.18 | 2.55 | 3.48 | 0.03 | 97.11 | 7.26 | 2.43 | 1110.19 |
| 27 | -- | -- | -- | 0.07 | -- | -- | 0.01 | 1.40 | 3.32 |
| 28 | -- | -- | -- | -- | -- | -- | -- | -- | 1.24 |
| 29 | -- | 0.55 | -- | -- | -- | 2.00 | 0.01 | 0.20 | 30.23 |
| 30 | 33.17 | 36.46 | -- | -- | -- | 1.34 | 0.10 | 2.98 | 1288.28 |
| 31 | 1.45 | 12.37 | -- | 33.17 | 0.00 | 240.21 | 6.98 | 2.84 | 1062.83 |
| 32 | 0.58 | 22.61 | 0.36 | 1.62 | 0.06 | 25.26 | 1.77 | 20.02 | 579.82 |
| 33 | -- | 0.23 | 285.83 | -- | -- | 170.70 | 56.13 | 0.01 | 9048.15 |
| 34 | -- | 110.50 | -- | 0.01 | -- | -- | -- | 0.03 | 12015.97 |
| 35 | -- | -- | -- | -- | -- | -- | -- | -- | 82.53 |
| 36 | -- | -- | -- | -- | -- | 0.52 | 0.00 | -- | 2.21 |
| 37 | 1.11 | 1.19 | 0.09 | 8.96 | 1.46 | 13.78 | 0.53 | 2.80 | 145.25 |
| 38 | 0.99 | 6.41 | 0.17 | 151.47 | 11.87 | 211.39 | 0.34 | 1.18 | 4849.40 |
| 39 | 37.99 | 1612.26 | 0.13 | 610.89 | -- | 604.97 | 74.07 | 8.69 | 17592.15 |
| 40 | -- | -- | -- | -- | -- | 0.05 | -- | -- | 299.92 |
| 41 | -- | -- | -- | -- | -- | -- | -- | -- | 2265.36 |
| 42 | -- | -- | -- | -- | -- | -- | -- | -- | 86180.31 |
| 43 | -- | -- | -- | -- | -- | -- | -- | -- | 783.67 |
| 44 | -- | -- | -- | 2.75 | -- | -- | -- | 0.18 | 630.19 |
| 45 | -- | -- | -- | -- | -- | -- | -- | -- | 113.71 |
| 46 | 198.66 | 1912.46 | 300.55 | 1057.73 | 24.97 | 1730.66 | 394.28 | 1443.34 | 145022.84 |
| 47 | 5278.49 | 2594.12 | 1033.88 | 3879.31 | 99.70 | 11734.70 | 232.90 | 948.47 | 161216.22 |
| 48 | 19462.07 | 28266.52 | 1632.21 | 49182.17 | 1333.05 | 77408.97 | 5341.95 | 29496.61 | 1162013.49 |

NO.2-ACCOUNT SHOWING BY MAJOR HEADS THE REVENUE RECEIPTS OF THE UNION, UNION TERRITORY AND STATE GOVERNMENTS for the year ended 31st March, 2010 - Contd.

| (₹ in crore) | | | | | | | | | | Item No. |
|---------------------------------------------------------|---------------------|-------------------------|-------------------|----------------------|----------|----------|--------------|-----------|---------|-------------|
| RECEIPT HEADS (Revenue Account) | Union Government | U.T.Govt. Puducherry | STATE GOVERNMENTS | | | | | | | |
| | | | Andhra Pradesh | Arunachal Pradesh | Assam | Bihar | Chhattisgarh | NCT Delhi | Goa | |
| Brought forward from pages 50-51 A+B[a+b+c(i)+c(ii)] | 568343.18 | 954.53 | 52104.90 | 721.04 | 11211.25 | 27497.75 | 11937.20 | 16875.57 | 2624.61 | 1 |
| TOTAL : B-NON-TAX REVENUE [a+b+c(i)+c(ii)] | 108647.51 | 86.80 | 4787.47 | 72.20 | 885.01 | 1205.49 | 433.29 | 3427.71 | 434.85 | 2 |
| Brought forward from pages 50-51 | | | | | | | | | | |
| Total c (iii) Brought forward from pages 50-51 | 108031.98 | 553.47 | 2887.01 | 400.35 | 1782.12 | 428.98 | 2589.69 | 29.07 | 1286.53 | 3 |
| (iii) Economic Services - Concl'd. | | | | | | | | | | |
| 1053-Civil Aviation | 37.83 | -- | -- | -- | -- | 0.25 | 6.85 | -- | -- | 4 |
| 1054-Roads and Bridges | 130.20 | 0.92 | 45.01 | -- | 79.86 | 30.02 | 9.69 | -- | 6.48 | 5 |
| 1055-Road Transport | 103.12 | -- | -- | 12.39 | -- | 0.05 | -- | -- | -- | 6 |
| 1056-Inland Water Transport | 1.14 | -- | -- | -- | 3.75 | -- | -- | -- | 1.43 | 7 |
| 1075-Other Transport Services | -- | -- | -- | -- | -- | -- | -- | -- | -- | 8 |
| 1201-Postal Receipts | 6266.70 | -- | -- | -- | -- | -- | -- | -- | -- | 9 |
| 1225-Telecommunication Receipts | -- | -- | -- | -- | -- | -- | -- | -- | -- | 10 |
| 1275-Other Communications Services | 15879.49 | -- | -- | 25.06 | -- | -- | -- | -- | -- | 11 |
| 1401-Atomic Energy Research | 34.95 | -- | -- | -- | -- | -- | -- | -- | -- | 12 |
| 1425-Other Scientific Research | 628.79 | 0.01 | -- | -- | 0.15 | -- | -- | -- | -- | 13 |
| 1452-Tourism | 13.27 | 0.93 | 19.14 | 0.45 | 0.22 | -- | -- | 0.17 | 0.64 | 14 |
| 1453-Foreign Trade and Export Promotion | 110.36 | -- | -- | -- | -- | -- | -- | -- | -- | 15 |
| 1456-Civil Supplies | 0.35 | 0.23 | 39.19 | 0.54 | -- | 0.07 | -- | 0.99 | 0.14 | 16 |
| 1475-Other General Economic Services | 1800.22 | 0.57 | 25.40 | 0.26 | 1.84 | 5.55 | 3.49 | 9.46 | 1.13 | 17 |
| Total : c(iii) | 133038.40 | 556.13 | 3015.75 | 439.05 | 1867.94 | 464.92 | 2609.72 | 39.69 | 1296.35 | 18 |
| Total (c) Other Non-Tax Revenue c(i)+c(ii)+c(iii) | 155473.51 | 585.95 | 2928.93 | 471.21 | 2244.40 | 1315.08 | 2821.87 | 189.23 | 1716.41 | 19 |
| TOTAL : B-NON-TAX REVENUE (a)+(b)+(c) | 241685.91 | 642.93 | 7803.22 | 511.25 | 2752.95 | 1670.41 | 3043.01 | 3467.40 | 1731.20 | 20 |
| C- GRANTS-IN-AID AND CONTRIBUTIONS- | | | | | | | | | | |
| 1601-Grants-in-aid from Central Government | -- | 1330.66 | 9557.70 | 3134.78 | 6805.30 | 7564.16 | 3606.74 | 3536.08 | 179.31 | 21 |
| 1605-External Grant Assistance | 3095.60 | -- | -- | -- | -- | -- | -- | -- | -- | 22 |
| 1606-Aid Material and Equipment | 45.85 | -- | -- | -- | -- | -- | -- | -- | -- | 23 |
| TOTAL : C - GRANTS-IN-AID AND CONTRIBUTIONS | 3141.45 | 1330.66 | 9557.70 | 3134.78 | 6805.30 | 7564.16 | 3606.74 | 3536.08 | 179.31 | 24 |
| TOTAL : REVENUE RECEIPTS (A)+(B)+(C) | 704523.03 | 2841.32 | (A) 64678.35 | 4294.87 | 19884.49 | 35526.83 | 18153.66 | 20451.34 | 4100.27 | 25 |

(A) Includes ₹ 214.67 crore collected towards user charges.

**NO.2-ACCOUNT SHOWING BY MAJOR HEADS THE REVENUE RECEIPTS OF THE UNION, UNION TERRITORY AND
STATE GOVERNMENTS for the year ended 31st March, 2010 - Contd.**

| Item No. | STATE GOVERNMENTS | | | | | | | | (₹ in crore) |
|----------|-------------------|----------|------------------|-------------------|-----------|-----------|----------|----------------|--------------------|
| | Gujarat | Haryana | Himachal Pradesh | Jammu and Kashmir | Jharkhand | Karnataka | Kerala | Madhya Pradesh | Total carried over |
| 1 | 34788.00 | 16445.57 | 3787.84 | 5082.84 | 10432.49 | 39436.38 | 23394.94 | 31130.53 | 856768.62 |
| 2 | 2156.84 | 1451.60 | 351.68 | 140.76 | 384.80 | 1497.79 | 1371.15 | 2780.74 | 130115.69 |
| 3 | 3181.72 | 560.22 | 1419.41 | 812.32 | 1817.75 | 1338.55 | 401.55 | 3587.09 | 131107.81 |
| 4 | -- | 0.13 | -- | -- | 24.61 | 0.62 | -- | -- | 70.29 |
| 5 | 96.17 | 17.38 | 7.64 | -- | 17.50 | 32.46 | 46.13 | 4.22 | 523.68 |
| 6 | -- | 699.57 | 0.04 | -- | -- | -- | -- | -- | 815.17 |
| 7 | -- | -- | -- | -- | -- | 0.43 | 4.87 | -- | 11.62 |
| 8 | -- | -- | -- | -- | -- | -- | 0.17 | -- | 0.17 |
| 9 | -- | -- | -- | -- | -- | -- | -- | -- | 6266.70 |
| 10 | -- | -- | -- | -- | -- | -- | -- | -- | 0.00 |
| 11 | -- | -- | -- | -- | -- | -- | -- | -- | 15904.55 |
| 12 | -- | -- | -- | -- | -- | -- | -- | -- | 34.95 |
| 13 | -- | -- | 0.02 | -- | -- | -- | 0.17 | -- | 629.14 |
| 14 | 0.39 | 3.42 | 1.84 | 1.05 | 0.78 | 0.93 | 4.37 | -- | 47.60 |
| 15 | -- | -- | -- | -- | -- | -- | -- | -- | 110.36 |
| 16 | 0.13 | -- | 0.01 | -- | 0.78 | 0.36 | 3.20 | -- | 45.99 |
| 17 | 16.46 | 9.07 | 3.01 | 0.90 | 7.93 | 462.65 | 20.62 | 9.99 | 2378.55 |
| 18 | 3294.87 | 1289.79 | 1431.97 | 814.27 | 1869.35 | 1836.00 | 481.08 | 3601.30 | 157946.58 |
| 19 | 4955.44 | 2063.90 | 1633.23 | 900.24 | 2100.89 | 2920.45 | 1672.44 | 5048.26 | 189041.44 |
| 20 | 5451.71 | 2741.39 | 1783.65 | 955.03 | 2254.15 | 3333.79 | 1852.23 | 6382.04 | 288062.27 |
| 21 | 3589.50 | 3257.30 | 5126.55 | 11690.71 | 2816.63 | 7883.32 | 2233.38 | 6662.87 | 78974.99 |
| 22 | -- | -- | -- | -- | -- | -- | -- | -- | 3095.60 |
| 23 | -- | -- | -- | -- | -- | -- | -- | -- | 45.85 |
| 24 | 3589.50 | 3257.30 | 5126.55 | 11690.71 | 2816.63 | 7883.32 | 2233.38 | 6662.87 | 82116.44 |
| 25 | 41672.37 | 20992.66 | 10346.36 | 17587.82 | 15118.47 | 49155.70 | 26109.40 | 41394.70 | 1096831.64 |

**NO.2-ACCOUNT SHOWING BY MAJOR HEADS THE REVENUE RECEIPTS OF THE UNION, UNION TERRITORY AND
STATE GOVERNMENTS for the year ended 31st March, 2010 - Contd.**

| (₹ in crore) | | | | | | | | Item No. |
|-----------------------------------------------------------------------------------|-----------------------|-------------------|---------|-----------|---------|----------|----------|----------|
| RECEIPT HEADS (Revenue Account) | Total brought forward | STATE GOVERNMENTS | | | | | | |
| | | Maharashtra | Manipur | Meghalaya | Mizoram | Nagaland | Orissa | |
| Brought forward from pages 52-53 A+B[a+b+c(i)+c(ii)] | 856768.62 | 71484.42 | 918.69 | 1106.36 | 547.61 | 639.46 | 18424.78 | 1 |
| TOTAL : B-NON-TAX REVENUE [a+b+c(i)+c(ii)] brought forward from pages 52-53 | 130115.69 | 4129.97 | 125.09 | 49.69 | 45.50 | 24.92 | 923.79 | 2 |
| Total c (iii) brought forward from pages 52-53 | 131107.81 | 4130.30 | 114.47 | 224.77 | 75.36 | 87.87 | 2219.61 | 3 |
| (iii) Economic Services - Concl'd. | | | | | | | | |
| 1053-Civil Aviation | 70.29 | -- | -- | -- | 1.88 | -- | 0.02 | 4 |
| 1054-Roads and Bridges | 523.68 | 26.95 | 0.10 | 0.06 | 0.43 | 2.34 | 54.67 | 5 |
| 1055-Road Transport | 815.17 | -- | -- | -- | 2.01 | 10.81 | -- | 6 |
| 1056-Inland Water Transport | 11.62 | -- | -- | -- | -- | -- | 0.26 | 7 |
| 1075-Other Transport Services | 0.17 | -- | -- | -- | -- | -- | -- | 8 |
| 1201-Postal Receipts | 6266.70 | -- | -- | -- | -- | -- | -- | 9 |
| 1225-Telecommunication Receipts | 0.00 | -- | -- | -- | -- | -- | -- | 10 |
| 1275-Other Communications Services | 15904.55 | -- | -- | -- | -- | -- | -- | 11 |
| 1401-Atomic Energy Research | 34.95 | -- | -- | -- | -- | -- | -- | 12 |
| 1425-Other Scientific Research | 629.14 | -- | 0.01 | -- | 0.01 | -- | 0.01 | 13 |
| 1452-Tourism | 47.60 | 0.29 | 0.03 | -- | 1.23 | 0.29 | 0.17 | 14 |
| 1453-Foreign Trade and Export Promotion | 110.36 | -- | -- | -- | -- | -- | -- | 15 |
| 1456-Civil Supplies | 45.99 | -- | -- | 0.29 | -- | -- | 7.51 | 16 |
| 1475-Other General Economic Services | 2378.55 | 65.10 | 0.04 | 0.28 | 0.08 | 0.12 | 6.16 | 17 |
| Total : c(iii) | 157946.58 | 4222.64 | 114.65 | 225.40 | 81.00 | 101.43 | 2288.41 | 18 |
| Total (c) Other Non-Tax Revenue c(i)+c(ii)+c(iii) | 189041.44 | 6929.65 | 207.01 | 251.77 | 108.65 | 116.33 | 2582.18 | 19 |
| TOTAL : B-NON-TAX REVENUE (a)+(b)+(c) | 288062.27 | 8352.61 | 239.74 | 275.09 | 126.50 | 126.35 | 3212.20 | 20 |
| C- GRANTS-IN-AID AND CONTRIBUTIONS- | | | | | | | | |
| 1601-Grants-in-aid from Central Government | 78974.99 | 11203.23 | 2839.80 | 2115.59 | 2334.89 | 2978.87 | 5717.02 | 21 |
| 1605-External Grant Assistance | 3095.60 | -- | -- | -- | -- | -- | -- | 22 |
| 1606-Aid Material and Equipment | 45.85 | -- | -- | -- | -- | -- | -- | 23 |
| TOTAL : C - GRANTS-IN-AID AND CONTRIBUTIONS | 82116.44 | 11203.23 | 2839.80 | 2115.59 | 2334.89 | 2978.87 | 5717.02 | 24 |
| TOTAL : REVENUE RECEIPTS (A)+(B)+(C) | 1096831.64 | 86910.29 | 3873.14 | 3447.35 | 2963.50 | 3719.76 | 26430.21 | 25 |

**NO.2-ACCOUNT SHOWING BY MAJOR HEADS THE REVENUE RECEIPTS OF THE UNION, UNION TERRITORY AND
STATE GOVERNMENTS for the year ended 31st March, 2010 - Concl'd.**

| Item No. | STATE GOVERNMENTS | | | | | | | | (₹ in crore) |
|-----------|-------------------|-----------------|----------------|-----------------|----------------|-----------------|----------------|-----------------|-------------------|
| | Punjab | Rajasthan | Sikkim | Tamil Nadu | Tripura | Uttar Pradesh | Uttarakhand | West Bengal | Total |
| 1 | 19462.07 | 28266.52 | 1632.21 | 49182.17 | 1333.05 | 77408.97 | 5341.95 | 29496.61 | 1162013.49 |
| 2 | 5278.49 | 2594.12 | 1033.88 | 3879.31 | 99.70 | 11734.70 | 232.90 | 948.47 | 161216.22 |
| 3 | 198.66 | 1912.46 | 300.55 | 1057.73 | 24.97 | 1730.66 | 394.28 | 1443.34 | 145022.84 |
| 4 | 0.01 | -- | -- | -- | -- | 1.23 | 0.12 | -- | 73.55 |
| 5 | 0.38 | 6.04 | -- | 61.53 | -- | 87.10 | 1.24 | 25.91 | 790.43 |
| 6 | 114.55 | -- | 20.29 | -- | -- | 4.20 | 0.13 | 0.11 | 967.27 |
| 7 | -- | -- | -- | 2.32 | -- | -- | -- | -- | 14.20 |
| 8 | -- | -- | -- | -- | 0.01 | -- | -- | -- | 0.18 |
| 9 | -- | -- | -- | -- | -- | -- | -- | -- | 6266.70 |
| 10 | -- | -- | -- | -- | -- | -- | -- | -- | 0.00 |
| 11 | -- | -- | -- | -- | -- | -- | -- | -- | 15904.55 |
| 12 | -- | -- | -- | -- | -- | -- | -- | -- | 34.95 |
| 13 | -- | -- | -- | -- | -- | -- | -- | -- | 629.17 |
| 14 | (A) -3.68 | 2.09 | 1.61 | 3.16 | 0.24 | 1.62 | 0.42 | 0.75 | 55.82 |
| 15 | -- | -- | -- | -- | -- | 0.01 | -- | -- | 110.37 |
| 16 | 40.21 | -- | -- | 4.25 | 0.08 | 2.87 | 0.25 | 3.68 | 105.13 |
| 17 | 24.08 | 43.51 | 0.11 | 18.75 | 0.40 | 38.69 | 2.52 | 15.85 | 2594.24 |
| 18 | 374.21 | 1964.10 | 322.56 | 1147.74 | 25.70 | 1866.38 | 398.96 | 1489.64 | 172569.40 |
| 19 | 5487.10 | 3335.50 | 1311.80 | 3181.40 | 97.52 | 12970.23 | 578.05 | 2074.79 | 228273.42 |
| 20 | 5652.70 | 4558.22 | 1356.44 | 5027.05 | 125.40 | 13601.08 | 631.86 | 2438.11 | 333785.62 |
| 21 | 2320.30 | 5154.39 | 1299.62 | 5514.22 | 3042.60 | 17141.24 | 3745.22 | 5935.39 | 150317.37 |
| 22 | -- | -- | -- | -- | -- | 4.36 | -- | -- | 3099.96 |
| 23 | -- | -- | -- | -- | -- | -- | -- | -- | 45.85 |
| 24 | 2320.30 | 5154.39 | 1299.62 | 5514.22 | 3042.60 | 17145.60 | 3745.22 | 5935.39 | 153463.18 |
| 25 | 22156.58 | 35385.01 | 3254.39 | 55844.13 | 4401.35 | 96420.95 | 9486.13 | 36921.64 | 1488046.07 |

(A) Minus figure is due to adjustment of repayment of loans misclassified in 2008-09.

(B) Includes unadjusted amount of ₹ 2.33 crore for the year 2007-08 and no unadjusted amount for the year 2008-09.

**NO. 3 - ACCOUNT showing by MAJOR HEADS the EXPENDITURE met from REVENUE of the UNION, UNION TERRITORY
AND STATE GOVERNMENTS for the year ended 31st March, 2010**

| EXPENDITURE HEADS (Revenue Account) | Union Government | U.T.Govt. Puducherry | STATE GOVERNMENTS | | | | | | | Item No. |
|----------------------------------------------------------------------------------|---------------------|-------------------------|-------------------|----------------------|---------------|---------------|---------------|---------------|--------------|-------------|
| | | | Andhra Pradesh | Arunachal Pradesh | Assam | Bihar | Chhattisgarh | NCT Delhi | Goa | |
| (₹ in crore) | | | | | | | | | | |
| A-GENERAL SERVICES- | | | | | | | | | | |
| (a) Organs of State- | | | | | | | | | | |
| 2011-Parliament/State/Union Territory Legislatures | 500.09 | 10.58 | 51.52 | 13.28 | 18.22 | 61.89 | 14.82 | 8.46 | 11.77 | 1 |
| 2012-President,Vice-President /Governor/Administrator of Union Territories | 31.95 | 2.09 | 5.71 | 4.38 | (A) 2.92 | 4.55 | 4.20 | 5.28 | 3.20 | 2 |
| 2013-Council of Ministers | 148.24 | 5.75 | 11.13 | 9.42 | 4.96 | 11.46 | 18.00 | 4.09 | 1.79 | 3 |
| 2014-Administration of Justice | 382.44 | 7.92 | 415.40 | 2.50 | 82.44 | 324.11 | 73.05 | 325.66 | 23.73 | 4 |
| 2015-Elections | 948.99 | 2.91 | 186.40 | 43.63 | 44.91 | 118.77 | 31.33 | 66.91 | 8.71 | 5 |
| 2016-Audit | 2181.29 | -- | -- | -- | -- | -- | -- | 6.88 | -- | 6 |
| Total (a) Organs of State | 4193.00 | 29.25 | 670.16 | 73.21 | 153.45 | 520.78 | 141.40 | 417.28 | 49.20 | 7 |
| (b) Fiscal Services- | | | | | | | | | | |
| (i)Collection of Taxes on Income and Expenditure- | | | | | | | | | | |
| 2020-Collection of Taxes on Income and Expenditure | 2537.26 | -- | -- | -- | -- | -- | -- | -- | -- | 8 |
| (ii)Collection of Taxes on Property and Capital Transactions- | | | | | | | | | | |
| 2029-Land Revenue | 8.80 | 46.80 | 55.67 | 6.51 | 107.13 | 312.38 | 89.76 | 3.67 | 9.07 | 9 |
| 2030-Stamps and Registration | 1.30 | 2.63 | 97.76 | 1.06 | 17.60 | 45.90 | 58.81 | 19.53 | 4.46 | 10 |
| 2031-Collection of Estate Duty, Taxes on Wealth and Gift Tax | 237.19 | -- | -- | -- | -- | -- | -- | -- | -- | 11 |
| 2035-Collection of Taxes on Property and Capital Transactions | -- | -- | -- | -- | -- | -- | -- | -- | -- | 12 |
| Total (ii) | 247.29 | 49.43 | 153.43 | 7.57 | 124.73 | 358.28 | 148.57 | 23.20 | 13.53 | 13 |
| (iii)Collection of Taxes on Commodities and Services- | | | | | | | | | | |
| 2037-Customs | 1531.99 | -- | -- | -- | -- | -- | -- | -- | -- | 14 |
| 2038-Union Excise Duties | 2126.97 | -- | -- | -- | -- | -- | -- | -- | -- | 15 |
| 2039-State Excise | 1.93 | 4.31 | 207.24 | 8.77 | 16.51 | 44.02 | 59.41 | 8.75 | 8.18 | 16 |
| 2040-Taxes on Sales Trade etc. | 2.84 | 4.32 | 216.08 | -- | 42.72 | 48.27 | 25.71 | 50.83 | 7.15 | 17 |
| 2041-Taxes on Vehicles | 3.83 | 2.77 | 64.99 | -- | 10.64 | 10.41 | 10.83 | 34.34 | 2.21 | 18 |
| 2045-Other Taxes and Duties on Commodities and Services | 0.19 | 0.51 | 4.86 | -- | 2.11 | 0.57 | 126.43 | 0.58 | 2.18 | 19 |
| Total (iii) | 3667.75 | 11.91 | 493.17 | 8.77 | 71.98 | 103.27 | 222.38 | 94.50 | 19.72 | 20 |
| (iv) Other Fiscal Services- | | | | | | | | | | |
| 2046-Currency,Coinage and Mint | -- | -- | -- | -- | -- | -- | -- | -- | -- | 21 |
| 2047-Other Fiscal Services | 82.71 | -- | 75.90 | 0.90 | 0.93 | 3.14 | 0.60 | 0.98 | 0.01 | 22 |
| Total (iv) | 82.71 | 0.00 | 75.90 | 0.90 | 0.93 | 3.14 | 0.60 | 0.98 | 0.01 | 23 |
| Total (b) Fiscal Services (i)+(ii)+(iii)+(iv) | 6535.01 | 61.34 | 722.50 | 17.24 | 197.64 | 464.69 | 371.55 | 118.68 | 33.26 | 24 |
| Carried over to pages 62-63 | 10728.01 | 90.59 | 1392.66 | 90.45 | 351.09 | 985.47 | 512.95 | 535.96 | 82.46 | 25 |

(A) Includes ₹ 0.01 crore by transfer Credit to 8443-101-Reserve Deposit.

**NO. 3 - ACCOUNT showing by MAJOR HEADS the EXPENDITURE met from REVENUE of the UNION, UNION TERRITORY
AND STATE GOVERNMENTS for the year ended 31st March, 2010 - Contd.**

| Item No. | STATE GOVERNMENTS | | | | | | | | (₹ in crore) |
|-----------|-------------------|---------------|------------------|-------------------|---------------|----------------|----------------|----------------|--------------------|
| | Gujarat | Haryana | Himachal Pradesh | Jammu and Kashmir | Jharkhand | Karnataka | Kerala | Madhya Pradesh | Total carried over |
| 1 | 16.86 | 25.78 | 11.35 | 19.23 | 26.13 | 78.20 | 32.81 | 33.87 | 934.86 |
| 2 | 4.24 | 5.64 | 2.93 | 3.64 | 4.29 | 4.99 | 3.72 | 4.73 | 98.46 |
| 3 | 2.10 | 40.41 | 3.75 | 2.70 | 0.70 | 10.97 | 5.37 | 28.39 | 309.23 |
| 4 | 324.54 | 183.77 | 73.00 | 64.95 | 150.49 | 311.65 | 245.65 | 247.03 | 3238.33 |
| 5 | 124.24 | 41.15 | 22.05 | 17.18 | 109.43 | 137.72 | 58.03 | 54.59 | 2016.95 |
| 6 | -- | -- | -- | -- | -- | -- | -- | -- | 2188.17 |
| 7 | 471.98 | 296.75 | 113.08 | 107.70 | 291.04 | 543.53 | 345.58 | 368.61 | 8786.00 |
| 8 | -- | -- | -- | -- | -- | 4.89 | 0.27 | 0.43 | 2542.85 |
| 9 | 63.94 | 102.81 | 118.73 | 40.94 | 150.10 | 154.97 | 196.73 | 349.27 | 1817.28 |
| 10 | 53.38 | 13.72 | 1.02 | 7.81 | 10.98 | 53.19 | 104.23 | 207.07 | 700.45 |
| 11 | -- | -- | -- | -- | -- | -- | -- | -- | 237.19 |
| 12 | -- | -- | -- | 0.27 | -- | -- | 0.12 | -- | 0.39 |
| 13 | 117.32 | 116.53 | 119.75 | 49.02 | 161.08 | 208.16 | 301.08 | 556.34 | 2755.31 |
| 14 | -- | -- | -- | -- | -- | -- | -- | -- | 1531.99 |
| 15 | -- | -- | -- | -- | -- | -- | -- | -- | 2126.97 |
| 16 | 9.26 | 20.48 | 2.44 | 12.37 | 13.75 | 65.24 | 83.31 | 808.47 | 1374.44 |
| 17 | 129.07 | 78.48 | 2.69 | 73.56 | 31.17 | 148.56 | 126.01 | 89.55 | 1077.01 |
| 18 | 54.79 | 11.32 | 1.62 | 4.56 | 5.02 | 52.03 | 33.96 | 35.24 | 338.56 |
| 19 | 18.14 | 3.92 | 19.73 | 0.94 | 0.28 | 8.00 | 10.44 | 109.77 | 308.65 |
| 20 | 211.26 | 114.20 | 26.48 | 91.43 | 50.22 | 273.83 | 253.72 | 1043.03 | 6757.62 |
| 21 | -- | -- | -- | -- | -- | -- | -- | -- | 0.00 |
| 22 | 2.23 | 0.86 | 0.54 | 0.94 | 2.04 | 5.02 | 109.08 | 2.22 | 288.10 |
| 23 | 2.23 | 0.86 | 0.54 | 0.94 | 2.04 | 5.02 | 109.08 | 2.22 | 288.10 |
| 24 | 330.81 | 231.59 | 146.77 | 141.39 | 213.34 | 491.90 | 664.15 | 1602.02 | 12343.88 |
| 25 | 802.79 | 528.34 | 259.85 | 249.09 | 504.38 | 1035.43 | 1009.73 | 1970.63 | 21129.88 |

**NO. 3 - ACCOUNT showing by MAJOR HEADS the EXPENDITURE met from REVENUE of the UNION, UNION TERRITORY
AND STATE GOVERNMENTS for the year ended 31st March, 2010 - Contd.**

| | | (₹ in crore) | | | | | | |
|----------------------------------------------------------------------------|-----------------------------|-------------------|---------|-----------|---------|----------|--------|-------------|
| EXPENDITURE HEADS (Revenue Account) | Total brought forward | STATE GOVERNMENTS | | | | | | Item No. |
| | | Maharashtra | Manipur | Meghalaya | Mizoram | Nagaland | Orissa | |
| A-GENERAL SERVICES- | | | | | | | | |
| (a) Organs of State- | | | | | | | | |
| 2011-Parliament/State/Union Territory Legislatures | 934.86 | 55.13 | 15.80 | 31.03 | 8.80 | 9.96 | 15.13 | 1 |
| 2012-President,Vice-President /Governor/Administrator of Union Territories | 98.46 | 8.84 | 1.95 | 4.33 | 3.18 | 3.32 | 4.80 | 2 |
| 2013-Council of Ministers | 309.23 | 8.78 | 1.71 | 3.83 | 5.16 | 6.36 | 2.37 | 3 |
| 2014-Administration of Justice | 3238.33 | 650.88 | 6.86 | 6.59 | 11.43 | 12.10 | 155.88 | 4 |
| 2015-Elections | 2016.95 | 425.05 | 5.51 | 7.27 | 16.51 | 10.10 | 53.10 | 5 |
| 2016-Audit | 2188.17 | -- | -- | -- | -- | -- | -- | 6 |
| Total (a) Organs of State | 8786.00 | 1148.68 | 31.83 | 53.05 | 45.08 | 41.84 | 231.28 | 7 |
| (b) Fiscal Services- | | | | | | | | |
| (i)Collection of Taxes on Income and Expenditure- | | | | | | | | |
| 2020-Collection of Taxes on Income and Expenditure | 2542.85 | 15.10 | -- | -- | -- | -- | -- | 8 |
| (ii)Collection of Taxes on Property and Capital Transactions- | | | | | | | | |
| 2029-Land Revenue | 1817.28 | 173.99 | 16.23 | 9.23 | 9.25 | 9.87 | 251.51 | 9 |
| 2030-Stamps and Registration | 700.45 | 105.29 | 1.61 | 1.23 | 0.17 | 0.16 | 37.13 | 10 |
| 2031-Collection of Estate Duty, Taxes on Wealth and Gift Tax | 237.19 | -- | -- | -- | -- | -- | -- | 11 |
| 2035-Collection of Taxes on Property and Capital Transactions | 0.39 | -- | -- | -- | -- | -- | -- | 12 |
| Total (ii) | 2755.31 | 279.28 | 17.84 | 10.46 | 9.42 | 10.03 | 288.64 | 13 |
| (iii)Collection of Taxes on Commodities and Services- | | | | | | | | |
| 2037-Customs | 1531.99 | -- | -- | -- | -- | -- | -- | 14 |
| 2038-Union Excise Duties | 2126.97 | -- | -- | -- | -- | -- | -- | 15 |
| 2039-State Excise | 1374.44 | 62.96 | 1.74 | 8.80 | 13.15 | 7.69 | 30.77 | 16 |
| 2040-Taxes on Sales Trade etc. | 1077.01 | 286.30 | 2.07 | 8.94 | 6.84 | 5.84 | 55.54 | 17 |
| 2041-Taxes on Vehicles | 338.56 | 892.92 | 3.26 | 8.73 | 3.68 | 3.97 | 27.99 | 18 |
| 2045-Other Taxes and Duties on Commodities and Services | 308.65 | 36.85 | 0.05 | 0.81 | -- | 0.34 | 4.66 | 19 |
| Total (iii) | 6757.62 | 1279.03 | 7.12 | 27.28 | 23.67 | 17.84 | 118.96 | 20 |
| (iv) Other Fiscal Services-- | | | | | | | | |
| 2046-Currency,Coinage and Mint | 0.00 | -- | -- | -- | -- | -- | -- | 21 |
| 2047-Other Fiscal Services | 288.10 | 4.59 | 0.31 | 0.22 | 0.78 | 0.04 | 2.62 | 22 |
| Total (iv) | 288.10 | 4.59 | 0.31 | 0.22 | 0.78 | 0.04 | 2.62 | 23 |
| Total (b) Fiscal Services (i)+(ii)+(iii)+(iv) | 12343.88 | 1578.00 | 25.27 | 37.96 | 33.87 | 27.91 | 410.22 | 24 |
| Carried over to pages 64-65 | 21129.88 | 2726.68 | 57.10 | 91.01 | 78.95 | 69.75 | 641.50 | 25 |

**NO. 3 - ACCOUNT showing by MAJOR HEADS the EXPENDITURE met from REVENUE of the UNION, UNION TERRITORY
AND STATE GOVERNMENTS for the year ended 31st March, 2010 - Contd.**

| Item No. | STATE GOVERNMENTS | | | | | | | | (₹ in crore) |
|----------|-------------------|-----------|--------|------------|---------|---------------|-------------|-------------|--------------|
| | Punjab | Rajasthan | Sikkim | Tamil Nadu | Tripura | Uttar Pradesh | Uttarakhand | West Bengal | Total |
| 1 | 18.19 | 25.02 | 8.24 | 27.39 | 9.10 | 71.81 | 12.93 | 29.30 | 1272.69 |
| 2 | 4.02 | 5.72 | 4.19 | 6.15 | 2.42 | 5.35 | 3.48 | 5.30 | 161.51 |
| 3 | 26.87 | 6.17 | 9.28 | 4.44 | 0.67 | 40.31 | 32.90 | 4.26 | 462.34 |
| 4 | 178.11 | 340.51 | 15.69 | 393.57 | 26.12 | 751.34 | 60.33 | 280.20 | 6127.94 |
| 5 | 47.08 | 89.98 | 8.91 | 119.59 | 14.56 | 106.33 | 24.21 | 168.56 | 3113.71 |
| 6 | -- | -- | -- | -- | -- | -- | -- | -- | 2188.17 |
| 7 | 274.27 | 467.40 | 46.31 | 551.14 | 52.87 | 975.14 | 133.85 | 487.62 | 13326.36 |
| 8 | -- | -- | 1.48 | 0.09 | 0.20 | -- | -- | 17.74 | 2577.46 |
| 9 | 124.44 | 370.33 | 8.35 | 152.54 | 19.02 | 1104.92 | 92.47 | 536.29 | 4695.72 |
| 10 | 12.42 | 31.33 | 0.38 | 156.63 | 1.80 | 117.19 | 14.84 | 88.46 | 1269.09 |
| 11 | -- | -- | -- | -- | -- | -- | -- | -- | 237.19 |
| 12 | -- | -- | -- | 5.47 | -- | -- | -- | 0.72 | 6.58 |
| 13 | 136.86 | 401.66 | 8.73 | 314.64 | 20.82 | 1222.11 | 107.31 | 625.47 | 6208.58 |
| 14 | -- | -- | -- | -- | -- | -- | -- | -- | 1531.99 |
| 15 | -- | -- | -- | -- | -- | -- | -- | -- | 2126.97 |
| 16 | 17.23 | 88.56 | 3.62 | 48.43 | 1.62 | 59.79 | 7.51 | 77.99 | 1804.30 |
| 17 | 59.83 | 174.03 | 3.75 | 166.74 | 5.19 | 1017.40 | 32.33 | 150.01 | 3051.82 |
| 18 | 9.19 | 40.08 | 1.34 | 69.38 | 1.60 | 0.40 | 0.16 | 17.88 | 1419.14 |
| 19 | 2.56 | 12.75 | 12.04 | 6.41 | 0.28 | 77.90 | 1.79 | 7.38 | 472.47 |
| 20 | 88.81 | 315.42 | 20.75 | 290.96 | 8.69 | 1155.49 | 41.79 | 253.26 | 10406.69 |
| 21 | -- | -- | -- | -- | -- | -- | -- | -- | 0.00 |
| 22 | 9.70 | 3.62 | -- | 30.23 | 1.56 | 12.05 | 2.99 | 43.81 | 400.62 |
| 23 | 9.70 | 3.62 | 0.00 | 30.23 | 1.56 | 12.05 | 2.99 | 43.81 | 400.62 |
| 24 | 235.37 | 720.70 | 30.96 | 635.92 | 31.27 | 2389.65 | 152.09 | 940.28 | 19593.35 |
| 25 | 509.64 | 1188.10 | 77.27 | 1187.06 | 84.14 | 3364.79 | 285.94 | 1427.90 | 32919.71 |

**NO. 3 - ACCOUNT showing by MAJOR HEADS the EXPENDITURE met from REVENUE of the UNION, UNION TERRITORY
AND STATE GOVERNMENTS for the year ended 31st March, 2010 - Contd.**

| EXPENDITURE HEADS (Revenue Account) | Union Government | U.T.Govt. Puducherry | STATE GOVERNMENTS | | | | | | | Item No. |
|------------------------------------------------------------------|---------------------|-------------------------|-------------------|----------------------|----------------|-----------------|----------------|----------------|----------------|-------------|
| | | | Andhra Pradesh | Arunachal Pradesh | Assam | Bihar | Chhattisgarh | NCT Delhi | Goa | |
| Brought forward from pages 58-59 | 10728.01 | 90.59 | 1392.66 | 90.45 | 351.09 | 985.47 | 512.95 | 535.96 | 82.46 | 1 |
| A-GENERAL SERVICES-Concd. | | | | | | | | | | |
| (c) Interest Payment and Servicing of Debt- | | | | | | | | | | |
| 2048-Appropriation for reduction or avoidance of debt | -- | 12.96 | 456.54 | 15.00 | 108.00 | 140.00 | 100.00 | -- | 30.00 | 2 |
| 2049-Interest Payments | 223700.84 | 287.31 | 8913.59 | 226.98 | 1832.58 | 3685.47 | 1094.86 | 2472.93 | (A) 582.62 | 3 |
| Total (c) | 223700.84 | 300.27 | 9370.13 | 241.98 | 1940.58 | 3825.47 | 1194.86 | 2472.93 | 612.62 | 4 |
| (d)Administrative Services- | | | | | | | | | | |
| 2051-Public Service Commission | 164.95 | -- | 14.70 | 4.26 | 4.25 | 12.17 | 3.29 | 13.09 | 1.41 | 5 |
| 2052-Secretariat-General Services | 2178.74 | 14.63 | 219.42 | 61.80 | 1026.95 | 101.43 | 39.70 | 47.00 | 21.44 | 6 |
| 2053-District Administration | 16.54 | 3.39 | 624.17 | 113.99 | 68.80 | 379.91 | 104.19 | 50.34 | 22.27 | 7 |
| 2054-Treasury and Accounts Administration | 9.94 | 10.21 | 163.44 | 13.39 | 50.92 | 47.04 | 26.82 | 29.61 | 13.39 | 8 |
| 2055-Police | 26465.85 | 89.48 | 2768.29 | 294.30 | 1274.02 | 2004.86 | 984.79 | 9.80 | 149.53 | 9 |
| 2056-Jails | 13.18 | 4.84 | 97.52 | 3.54 | 41.55 | 109.14 | 51.82 | 100.74 | 5.82 | 10 |
| 2057-Supplies and Disposals | 81.44 | -- | -- | -- | -- | -- | -- | -- | -- | 11 |
| 2058-Stationery and Printing | 147.90 | 15.86 | 49.48 | 5.15 | 12.74 | 12.41 | 7.59 | -- | 7.16 | 12 |
| 2059-Public Works | 1313.71 | 22.71 | 171.87 | 132.17 | 232.38 | 213.62 | 146.22 | 275.76 | 67.18 | 13 |
| 2061-External Affairs | 3303.78 | -- | -- | -- | -- | -- | -- | -- | -- | 14 |
| 2070-Other Administrative Services | 1286.07 | 29.38 | 180.63 | 16.16 | 193.90 | 192.13 | 43.69 | 94.26 | 21.84 | 15 |
| Total (d) | 34982.10 | 190.50 | 4289.52 | 644.76 | 2905.51 | 3072.71 | 1408.11 | 620.60 | 310.04 | 16 |
| (e)Pensions and Miscellaneous General Services- | | | | | | | | | | |
| 2071-Pensions and Other retirement benefits | 56148.63 | 289.02 | 6339.02 | 182.93 | 1769.28 | 4318.70 | 1233.76 | -- | 343.95 | 17 |
| 2075-Miscellaneous General Services | 9902.56 | 0.81 | 0.35 | 0.91 | 1413.12 | -- | 0.08 | 0.18 | 1.85 | 18 |
| Total (e) | 66051.19 | 289.83 | 6339.37 | 183.84 | 3182.40 | 4318.70 | 1233.84 | 0.18 | 345.80 | 19 |
| (f) Defence Service- | | | | | | | | | | |
| 2076-Defence Services - Army | 62672.88 | -- | -- | -- | -- | -- | -- | -- | -- | 20 |
| 2077-Defence Services - Navy | 9587.09 | -- | -- | -- | -- | -- | -- | -- | -- | 21 |
| 2078-Defence Services - Air Force | 14708.22 | -- | -- | -- | -- | -- | -- | -- | -- | 22 |
| 2079-Defence Services - Ordnance Factories | 3052.45 | -- | -- | -- | -- | -- | -- | -- | -- | 23 |
| 2080-Defence Services - 'Research and Development | 4355.72 | -- | -- | -- | -- | -- | -- | -- | -- | 24 |
| Total (f) | 94376.36 | 0.00 | 0.00 | 0.00 | 0.00 | 0.00 | 0.00 | 0.00 | 0.00 | 25 |
| TOTAL: A-GENERAL SERVICES carried over to pages 66-67 | 429838.50 | 871.19 | 21391.68 | 1161.03 | 8379.58 | 12202.35 | 4349.76 | 3629.67 | 1350.92 | 26 |

(A) Includes a waiver of Interest on special term loan of ₹ 401.88 crore pertaining to Ex. UT period of Goa by Ministry of Finance, Department of Expenditure, New Delhi.

**NO. 3 - ACCOUNT showing by MAJOR HEADS the EXPENDITURE met from REVENUE of the UNION, UNION TERRITORY
AND STATE GOVERNMENTS for the year ended 31st March, 2010 - Contd.**

| Item No. | STATE GOVERNMENTS | | | | | | | | (₹ in crore) |
|-----------|-------------------|----------------|------------------|-------------------|----------------|-----------------|-----------------|-----------------|--------------------|
| | Gujarat | Haryana | Himachal Pradesh | Jammu and Kashmir | Jharkhand | Karnataka | Kerala | Madhya Pradesh | Total carried over |
| 1 | 802.79 | 528.34 | 259.85 | 249.09 | 504.38 | 1035.43 | 1009.73 | 1970.63 | 21129.88 |
| 2 | 560.00 | 72.48 | -- | 1.00 | -- | -- | 276.36 | -- | 1772.34 |
| 3 | 8590.09 | 2736.53 | 1955.85 | 2138.24 | 2307.45 | 5212.91 | 5292.48 | 4454.30 | 275485.03 |
| 4 | 9150.09 | 2809.01 | 1955.85 | 2139.24 | 2307.45 | 5212.91 | 5568.84 | 4454.30 | 277257.37 |
| 5 | 10.02 | 10.19 | 6.64 | 3.87 | 6.27 | 12.76 | 46.64 | 5.37 | 319.88 |
| 6 | 190.58 | 78.34 | 44.21 | 29.98 | 63.59 | 74.51 | 91.38 | 86.83 | 4370.53 |
| 7 | 183.99 | 102.79 | 89.23 | 57.91 | 159.76 | 224.10 | 370.27 | 250.86 | 2822.51 |
| 8 | 73.97 | 35.39 | 22.06 | 53.90 | 17.65 | 65.18 | 96.87 | 68.57 | 798.35 |
| 9 | 1609.88 | 1390.16 | 364.79 | 1939.93 | 1622.57 | 1842.16 | 1005.79 | 1642.91 | 45459.11 |
| 10 | 45.88 | 71.72 | 12.08 | 27.87 | 68.40 | 51.78 | 55.98 | 117.62 | 879.48 |
| 11 | -- | 1.67 | 0.93 | -- | -- | -- | -- | -- | 84.04 |
| 12 | 49.07 | 15.48 | 15.67 | 18.39 | 1.53 | 91.56 | 71.92 | 36.64 | 558.55 |
| 13 | 209.77 | 264.48 | 191.71 | 201.35 | 84.06 | 460.08 | 152.71 | 186.02 | 4325.80 |
| 14 | -- | -- | -- | -- | -- | -- | -- | -- | 3303.78 |
| 15 | 84.87 | 56.64 | 52.36 | 156.00 | 88.88 | 257.04 | 101.46 | 115.70 | 2971.01 |
| 16 | 2458.03 | 2026.86 | 799.68 | 2489.20 | 2112.71 | 3079.17 | 1993.02 | 2510.52 | 65893.04 |
| 17 | 4513.01 | 2390.37 | 1348.46 | 1567.60 | 1680.82 | 3408.32 | 4705.50 | 3077.18 | 93316.55 |
| 18 | 10.24 | 0.77 | 12.94 | 0.11 | -- | 26.51 | 658.44 | 1.16 | 12030.03 |
| 19 | 4523.25 | 2391.14 | 1361.40 | 1567.71 | 1680.82 | 3434.83 | 5363.94 | 3078.34 | 105346.58 |
| 20 | -- | -- | -- | -- | -- | -- | -- | -- | 62672.88 |
| 21 | -- | -- | -- | -- | -- | -- | -- | -- | 9587.09 |
| 22 | -- | -- | -- | -- | -- | -- | -- | -- | 14708.22 |
| 23 | -- | -- | -- | -- | -- | -- | -- | -- | 3052.45 |
| 24 | -- | -- | -- | -- | -- | -- | -- | -- | 4355.72 |
| 25 | 0.00 | 0.00 | 0.00 | 0.00 | 0.00 | 0.00 | 0.00 | 0.00 | 94376.36 |
| 26 | 16934.16 | 7755.35 | 4376.78 | 6445.24 | 6605.36 | 12762.34 | 13935.53 | 12013.79 | 564003.23 |

**NO. 3 - ACCOUNT showing by MAJOR HEADS the EXPENDITURE met from REVENUE of the UNION, UNION TERRITORY
AND STATE GOVERNMENTS for the year ended 31st March, 2010 - Contd.**

| (₹ in crore) | | | | | | | | |
|-------------------------------------------------------------|-----------------------------|-------------------|---------|-----------|---------|----------|---------|-------------|
| EXPENDITURE HEADS (Revenue Account) | Total brought forward | STATE GOVERNMENTS | | | | | | Item No. |
| | | Maharashtra | Manipur | Meghalaya | Mizoram | Nagaland | Orissa | |
| Brought forward from pages 60-61 | 21129.88 | 2726.68 | 57.10 | 91.01 | 78.95 | 69.75 | 641.50 | 1 |
| A-GENERAL SERVICES-Concl'd. | | | | | | | | |
| (c) Interest Payment and Servicing of Debt- | | | | | | | | |
| 2048-Appropriation for reduction or avoidance of debt | 1772.34 | 831.00 | 23.32 | 14.09 | 16.50 | 22.20 | 500.07 | 2 |
| 2049-Interest Payments | 275485.03 | 14110.50 | 322.57 | 233.97 | 254.35 | 362.52 | 3044.17 | 3 |
| Total (c) | 277257.37 | 14941.50 | 345.89 | 248.06 | 270.85 | 384.72 | 3544.24 | 4 |
| (d)Administrative Services- | | | | | | | | |
| 2051-Public Service Commission | 319.88 | 11.83 | 1.78 | 2.28 | 3.11 | 2.25 | 5.71 | 5 |
| 2052-Secretariat-General Services | 4370.53 | 138.33 | 23.57 | 47.32 | 32.15 | 58.02 | 99.29 | 6 |
| 2053-District Administration | 2822.51 | 2100.78 | 14.76 | 17.08 | 23.16 | 57.83 | 88.83 | 7 |
| 2054-Treasury and Accounts Administration | 798.35 | 123.34 | 7.01 | 13.12 | 11.94 | 11.14 | 59.50 | 8 |
| 2055-Police | 45459.11 | 4715.45 | 359.28 | 260.96 | 263.10 | 615.55 | 1077.51 | 9 |
| 2056-Jails | 879.48 | 123.76 | 9.21 | 7.25 | 11.15 | 13.15 | 66.91 | 10 |
| 2057-Supplies and Disposals | 84.04 | 0.98 | -- | -- | 0.68 | -- | -- | 11 |
| 2058-Stationery and Printing | 558.55 | 108.45 | 3.16 | 16.76 | 8.18 | 9.67 | 39.28 | 12 |
| 2059-Public Works | 4325.80 | 712.79 | 44.60 | 119.70 | 36.33 | 48.51 | 211.31 | 13 |
| 2061-External Affairs | 3303.78 | -- | -- | -- | -- | -- | -- | 14 |
| 2070-Other Administrative Services | 2971.01 | 137.67 | 21.72 | 68.90 | 42.87 | 31.98 | 152.45 | 15 |
| Total (d) | 65893.04 | 8173.38 | 485.09 | 553.37 | 432.67 | 848.10 | 1800.79 | 16 |
| (e)Pensions and Miscellaneous General Services- | | | | | | | | |
| 2071-Pensions and Other retirement benefits | 93316.55 | 6132.51 | 292.79 | 207.89 | 164.26 | 279.06 | 3283.41 | 17 |
| 2075-Miscellaneous General Services | 12030.03 | 96.88 | 0.42 | 0.66 | 0.94 | 2.35 | 15.21 | 18 |
| Total (e) | 105346.58 | 6229.39 | 293.21 | 208.55 | 165.20 | 281.41 | 3298.62 | 19 |
| (f) Defence Service- | | | | | | | | |
| 2076-Defence Services - Army | 62672.88 | -- | -- | -- | -- | -- | -- | 20 |
| 2077-Defence Services - Navy | 9587.09 | -- | -- | -- | -- | -- | -- | 21 |
| 2078-Defence Services - Air Force | 14708.22 | -- | -- | -- | -- | -- | -- | 22 |
| 2079-Defence Services - Ordnance Factories | 3052.45 | -- | -- | -- | -- | -- | -- | 23 |
| 2080-Defence Services - 'Research and Development | 4355.72 | -- | -- | -- | -- | -- | -- | 24 |
| Total (f) | 94376.36 | 0.00 | 0.00 | 0.00 | 0.00 | 0.00 | 0.00 | 25 |
| TOTAL: A-GENERAL SERVICES carried over to pages 68-69 | 564003.23 | 32070.95 | 1181.29 | 1100.99 | 947.67 | 1583.98 | 9285.15 | 26 |

**NO. 3 - ACCOUNT showing by MAJOR HEADS the EXPENDITURE met from REVENUE of the UNION, UNION TERRITORY
AND STATE GOVERNMENTS for the year ended 31st March, 2010 - Contd.**

| Item No. | STATE GOVERNMENTS | | | | | | | | (₹ in crore) |
|-----------|-------------------|-----------------|----------------|-----------------|----------------|-----------------|----------------|-----------------|------------------|
| | Punjab | Rajasthan | Sikkim | Tamil Nadu | Tripura | Uttar Pradesh | Uttarakhand | West Bengal | Total |
| 1 | 509.64 | 1188.10 | 77.27 | 1187.06 | 84.14 | 3364.79 | 285.94 | 1427.90 | 32919.71 |
| 2 | -- | -- | 12.00 | 182.29 | -- | 4866.63 | 50.00 | 732.00 | 9022.44 |
| 3 | 5010.99 | 6769.13 | 154.43 | 6667.35 | 408.51 | 11988.46 | 1337.97 | 13305.12 | 339455.07 |
| 4 | 5010.99 | 6769.13 | 166.43 | 6849.64 | 408.51 | 16855.09 | 1387.97 | 14037.12 | 348477.51 |
| 5 | 3.88 | 13.15 | 1.56 | 26.23 | 2.46 | 26.06 | 5.08 | 14.57 | 439.83 |
| 6 | 90.85 | 94.75 | 25.38 | 101.11 | 29.83 | 2498.88 | 57.62 | 128.01 | 7795.64 |
| 7 | 138.66 | 246.56 | 8.62 | 617.86 | 27.83 | 332.24 | 57.69 | 130.18 | 6684.59 |
| 8 | 34.24 | 96.71 | 10.95 | 143.56 | 2.83 | 135.10 | 34.16 | 100.55 | 1582.50 |
| 9 | 1898.38 | 1916.63 | 159.33 | 2367.22 | 502.23 | 4871.00 | 536.07 | 2696.09 | 67697.91 |
| 10 | 91.24 | 62.91 | 4.58 | 109.59 | 13.68 | 266.75 | 18.01 | 134.55 | 1812.22 |
| 11 | 1.27 | -- | -- | -- | -- | -- | -- | -- | 86.97 |
| 12 | 19.55 | 24.93 | 5.80 | 65.56 | 9.45 | 93.65 (A) | 7.88 | 29.42 | 1000.29 |
| 13 | 245.54 | 195.74 | 19.53 | 132.43 | 171.04 | 496.58 | 224.75 | 400.73 | 7385.38 |
| 14 | -- | -- | -- | -- | -- | -- | -- | -- | 3303.78 |
| 15 | 128.25 | 139.59 | 47.38 | 235.33 | 43.62 | 594.31 | 24.99 | 721.06 | 5361.13 |
| 16 | 2651.86 | 2790.97 | 283.13 | 3798.89 | 802.97 | 9314.57 | 966.25 | 4355.16 | 103150.24 |
| 17 | 3357.42 | 4886.85 | 125.75 | 8384.89 | 559.89 | 11074.43 | 1047.30 | 6510.57 | 139623.57 |
| 18 | 3995.38 | 11.99 | 914.05 | 76.05 | 0.01 | 32.42 | 6.88 | 26.04 | 17209.31 |
| 19 | 7352.80 | 4898.84 | 1039.80 | 8460.94 | 559.90 | 11106.85 | 1054.18 | 6536.61 | 156832.88 |
| 20 | -- | -- | -- | -- | -- | -- | -- | -- | 62672.88 |
| 21 | -- | -- | -- | -- | -- | -- | -- | -- | 9587.09 |
| 22 | -- | -- | -- | -- | -- | -- | -- | -- | 14708.22 |
| 23 | -- | -- | -- | -- | -- | -- | -- | -- | 3052.45 |
| 24 | -- | -- | -- | -- | -- | -- | -- | -- | 4355.72 |
| 25 | 0.00 | 0.00 | 0.00 | 0.00 | 0.00 | 0.00 | 0.00 | 0.00 | 94376.36 |
| 26 | 15525.29 | 15647.04 | 1566.63 | 20296.53 | 1855.52 | 40641.30 | 3694.34 | 26356.79 | 735756.70 |

(A) Includes ₹ 4.71 crore spent out Contingency Fund upto 1994-95 and recouped to the Fund during the year 2009-10.

NO. 3 - ACCOUNT showing by MAJOR HEADS the EXPENDITURE met from REVENUE of the UNION, UNION TERRITORY AND STATE GOVERNMENTS for the year ended 31st March, 2010 - Contd.

| EXPENDITURE HEADS (Revenue Account) | Union Government | U.T.Govt. Puducherry | STATE GOVERNMENTS | | | | | | | Item No. |
|----------------------------------------------------------------------------------------------|---------------------|-------------------------|-------------------|----------------------|-----------------|-----------------|-----------------|-----------------|----------------|-------------|
| | | | Andhra Pradesh | Arunachal Pradesh | Assam | Bihar | Chhattisgarh | NCT Delhi | Goa | |
| Total : A-General Services brought forward from pages 62-63 | 429838.50 | 871.19 | 21391.68 | 1161.03 | 8379.58 | 12202.35 | 4349.76 | 3629.67 | 1350.92 | 1 |
| B-SOCIAL SERVICES- | | | | | | | | | | |
| (a) Education, Sports, Art and Culture- | | | | | | | | | | |
| 2202-General Education | 31982.82 | 395.36 | 7824.31 | 545.80 | 4337.69 | 7348.59 | 3103.91 | 3375.43 | 609.20 | 2 |
| 2203-Technical Education | 5001.14 | 40.02 | 453.82 | 3.17 | 53.38 | 33.81 | 33.99 | 124.39 | 34.66 | 3 |
| 2204-Sports and Youth Services | 2758.00 | 8.06 | 70.60 | 15.25 | 31.62 | 21.84 | 18.44 | 106.23 | 33.95 | 4 |
| 2205-Art and Culture | 1140.67 | 12.27 | 88.31 | 41.66 | 103.87 | 11.97 | 15.27 | 41.03 | 30.69 | 5 |
| Total (a) | 40882.63 | 455.71 | 8437.04 | 605.88 | 4526.56 | 7416.21 | 3171.61 | 3647.08 | 708.50 | 6 |
| (b) Health and Family Welfare- | | | | | | | | | | |
| 2210-Medical and Public Health | 8019.36 | 267.69 | 2800.52 | 198.02 | 1351.90 | 1173.39 | 590.11 | 1816.64 | 267.17 | 7 |
| 2211-Family Welfare | 7655.39 | 5.01 | 438.91 | 12.40 | 144.52 | 214.43 | 103.56 | 26.07 | 7.57 | 8 |
| Total (b) | 15674.75 | 272.70 | 3239.43 | 210.42 | 1496.42 | 1387.82 | 693.67 | 1842.71 | 274.74 | 9 |
| (c) Water Supply Sanitation, Housing and Urban- Development- | | | | | | | | | | |
| 2215-Water Supply and Sanitation | 7635.41 | 29.80 | 687.59 | 189.88 | 333.48 | 389.43 | 369.32 | 215.55 | 185.54 | 10 |
| 2216-Housing | 9392.36 | 98.70 | 1040.53 | 15.18 | 8.96 | 3.31 | 109.76 | 199.57 | 7.32 | 11 |
| 2217-Urban Development | 1116.51 | 52.12 | 2088.47 | 11.13 | 239.81 | 1045.51 | 364.40 | 1310.70 | 70.30 | 12 |
| Total (c) | 18144.28 | 180.62 | 3816.59 | 216.19 | 582.25 | 1438.25 | 843.48 | 1725.82 | 263.16 | 13 |
| (d) Information and Broad Casting | | | | | | | | | | |
| 2220-Information and Publicity | 412.93 | 2.77 | 222.70 | 10.66 | 20.24 | 52.01 | 20.83 | 17.80 | 14.14 | 14 |
| 2221-Broadcasting | 1440.71 | -- | -- | -- | -- | -- | -- | -- | -- | 15 |
| Total (d) | 1853.64 | 2.77 | 222.70 | 10.66 | 20.24 | 52.01 | 20.83 | 17.80 | 14.14 | 16 |
| (e) Welfare of Scheduled Castes, Scheduled Tribes and Other Backward classes- | | | | | | | | | | |
| 2225-Welfare of Scheduled Castes, Scheduled Tribes and other Backward Classes | 528.47 | 121.47 | 3108.20 | -- | 380.06 | 407.53 | 943.87 | 29.73 | 19.88 | 17 |
| (f) Labour and Labour Welfare - | | | | | | | | | | |
| 2230-Labour and Employment | 2030.43 | 20.72 | 178.82 | 7.37 | 90.68 | 69.89 | 54.22 | 76.14 | 26.99 | 18 |
| (g) Social Welfare and Nutrition- | | | | | | | | | | |
| 2235-Social Security and Welfare | 17333.92 | 175.39 | 2801.10 | 66.98 | 488.94 | 1330.93 | 1875.35 | 615.49 | 167.63 | 19 |
| 2236-Nutrition | 33.56 | 31.74 | 2620.17 | 9.11 | 319.28 | 914.65 | 213.87 | 133.52 | 8.06 | 20 |
| 2245-Relief on account of Natural Calamities | 3525.62 | -0.64 | 1303.24 | 62.12 | 622.39 | 14.62 | 196.83 | 7.46 | 2.56 | 21 |
| Total(g) | 20893.10 | 206.49 | 6724.51 | 138.21 | 1430.61 | 2260.20 | 2286.05 | 756.47 | 178.25 | 22 |
| (h) Others- | | | | | | | | | | |
| 2250-Other Social Services | 33.86 | 4.21 | -- | 0.04 | 0.51 | 123.99 | 3.40 | 0.11 | -- | 23 |
| 2251-Secretariat-Social Services | 283.57 | -- | 29.21 | 7.89 | 15.87 | 30.50 | 6.41 | 7.72 | 1.42 | 24 |
| Total (h) | 317.43 | 4.21 | 29.21 | 7.93 | 16.38 | 154.49 | 9.81 | 7.83 | 1.42 | 25 |
| TOTAL : B-SOCIAL SERVICES | 100324.73 | 1264.69 | 25756.50 | 1196.66 | 8543.20 | 13186.40 | 8023.54 | 8103.58 | 1487.08 | 26 |
| Carried over to pages 70-71 | 530163.23 | 2135.88 | 47148.18 | 2357.69 | 16922.78 | 25388.75 | 12373.30 | 11733.25 | 2838.00 | 27 |

NO. 3 - ACCOUNT showing by MAJOR HEADS the EXPENDITURE met from REVENUE of the UNION, UNION TERRITORY AND STATE GOVERNMENTS for the year ended 31st March, 2010 - Contd.

| Item No. | STATE GOVERNMENTS | | | | | | | | (₹ in crore) |
|-----------|-------------------|-----------------|------------------|-------------------|-----------------|-----------------|-----------------|-----------------|--------------------|
| | Gujarat | Haryana | Himachal Pradesh | Jammu and Kashmir | Jharkhand | Karnataka | Kerala | Madhya Pradesh | Total carried over |
| 1 | 16934.16 | 7755.35 | 4376.78 | 6445.24 | 6605.36 | 12762.34 | 13935.53 | 12013.79 | 564003.23 |
| 2 | 7585.92 | 4922.31 | 2033.06 | 1955.58 | 3178.85 | 8050.83 | 5483.31 | 6023.69 | 98756.66 |
| 3 | 251.66 | 206.38 | 17.52 | 41.91 | -31.23 | 175.65 | 274.68 | 145.04 | 6859.99 |
| 4 | 48.05 | 71.25 | 13.85 | 72.97 | 16.17 | 128.53 | 141.42 | 55.77 | 3612.00 |
| 5 | 67.95 | 6.61 | 7.46 | 20.07 | 7.14 | 221.46 | 80.35 | 43.26 | 1940.04 |
| 6 | 7953.58 | 5206.55 | 2071.89 | 2090.53 | 3170.93 | 8576.47 | 5979.76 | 6267.76 | 111168.69 |
| 7 | 1656.21 | 927.05 | 540.59 | 788.28 | 534.01 | 1624.44 | 1456.18 | 1380.83 | 25392.39 |
| 8 | 339.25 | 94.89 | 69.09 | 42.47 | 65.82 | 302.73 | 196.75 | 202.16 | 9921.02 |
| 9 | 1995.46 | 1021.94 | 609.68 | 830.75 | 599.83 | 1927.17 | 1652.93 | 1582.99 | 35313.41 |
| 10 | 729.61 | 743.34 | 486.83 | 490.40 | 192.14 | 147.12 | 355.22 | 457.78 | 13638.44 |
| 11 | 784.20 | 16.54 | 32.87 | 37.09 | 73.13 | 658.17 | 55.40 | 185.76 | 12718.85 |
| 12 | 4879.26 | 334.02 | 113.59 | 251.54 | 28.90 | 752.57 | 345.41 | 497.81 | 13502.05 |
| 13 | 6393.07 | 1093.90 | 633.29 | 779.03 | 294.17 | 1557.86 | 756.03 | 1141.35 | 39859.34 |
| 14 | 51.97 | 69.47 | 18.02 | 22.64 | 33.78 | 37.47 | 29.20 | 68.35 | 1104.98 |
| 15 | -- | -- | -- | -- | -- | -- | -- | -- | 1440.71 |
| 16 | 51.97 | 69.47 | 18.02 | 22.64 | 33.78 | 37.47 | 29.20 | 68.35 | 2545.69 |
| 17 | 1053.50 | 161.31 | 54.75 | 62.99 | 326.65 | 1702.75 | 739.86 | 1312.79 | 10953.81 |
| 18 | 293.21 | 186.37 | 34.64 | 65.50 | 113.54 | 272.47 | 298.77 | 118.59 | 3938.35 |
| 19 | 577.94 | 1795.83 | 259.88 | 227.76 | 656.33 | 2478.99 | 869.85 | 1546.26 | 33268.57 |
| 20 | 924.62 | 151.33 | 68.49 | 20.60 | 249.41 | 566.42 | 0.85 | 554.15 | 6819.83 |
| 21 | 309.91 | 209.13 | 138.21 | 144.66 | 148.57 | 1862.72 | 103.91 | 343.71 | 8995.02 |
| 22 | 1812.47 | 2156.29 | 466.58 | 393.02 | 1054.31 | 4908.13 | 974.61 | 2444.12 | 49083.42 |
| 23 | 6.57 | 1.35 | 0.51 | 1.60 | 0.18 | 121.20 | 16.50 | 10.57 | 324.60 |
| 24 | 45.47 | 5.04 | 12.35 | 11.51 | 16.92 | 15.34 | 19.49 | 15.33 | 524.04 |
| 25 | 52.04 | 6.39 | 12.86 | 13.11 | 17.10 | 136.54 | 35.99 | 25.90 | 848.64 |
| 26 | 19605.30 | 9902.22 | 3901.71 | 4257.57 | 5610.31 | 19118.86 | 10467.15 | 12961.85 | 253711.35 |
| 27 | 36539.46 | 17657.57 | 8278.49 | 10702.81 | 12215.67 | 31881.20 | 24402.68 | 24975.64 | 817714.58 |

NO. 3 - ACCOUNT showing by MAJOR HEADS the EXPENDITURE met from REVENUE of the UNION, UNION TERRITORY AND STATE GOVERNMENTS for the year ended 31st March, 2010 - Contd.

| | | (₹ in crore) | | | | | | |
|---------------------------------------------------------------------------------------------|-----------------------------|-------------------|----------------|----------------|----------------|----------------|-----------------|-------------|
| EXPENDITURE HEADS (Revenue Account) | Total brought forward | STATE GOVERNMENTS | | | | | | Item No. |
| | | Maharashtra | Manipur | Meghalaya | Mizoram | Nagaland | Orissa | |
| Total : A-General Services brought forward from pages 64-65 | 564003.23 | 32070.95 | 1181.29 | 1100.99 | 947.67 | 1583.98 | 9285.15 | 1 |
| | | | | | | | | |
| B-SOCIAL SERVICES- | | | | | | | | |
| (a) Education, Sports, Art and Culture- | | | | | | | | |
| 2202-General Education | 98756.66 | 21062.02 | 416.47 | 527.19 | 440.98 | 413.13 | 5413.18 | 2 |
| 2203-Technical Education | 6859.99 | 773.91 | 3.69 | 5.48 | 4.49 | 18.42 | 58.82 | 3 |
| 2204-Sports and Youth Services | 3612.00 | 191.73 | 18.84 | 20.96 | 36.16 | 17.53 | 37.43 | 4 |
| 2205-Art and Culture | 1940.04 | 180.16 | 13.22 | 10.00 | 6.87 | 11.72 | 31.63 | 5 |
| Total (a) | 111168.69 | 22207.82 | 452.22 | 563.63 | 488.50 | 460.80 | 5541.06 | 6 |
| (b) Health and Family Welfare- | | | | | | | | |
| 2210-Medical and Public Health | 25392.39 | 3283.36 | 114.10 | 186.50 | 234.97 | 146.10 | 985.90 | 7 |
| 2211-Family Welfare | 9921.02 | 412.37 | 12.53 | 22.38 | 16.85 | 11.78 | 160.35 | 8 |
| Total (b) | 35313.41 | 3695.73 | 126.63 | 208.88 | 251.82 | 157.88 | 1146.25 | 9 |
| (c) Water Supply Sanitation, Housing and Urban- Development- | | | | | | | | |
| 2215-Water Supply and Sanitation | 13638.44 | 712.49 | 58.50 | 103.56 | 104.90 | 21.20 | 346.54 | 10 |
| 2216-Housing | 12718.85 | 1885.90 | 17.25 | 27.71 | 6.75 | 5.20 | 152.07 | 11 |
| 2217-Urban Development | 13502.05 | 4340.20 | 29.73 | 36.28 | 27.63 | 4.64 | 274.67 | 12 |
| Total (c) | 39859.34 | 6938.59 | 105.48 | 167.55 | 139.28 | 31.04 | 773.28 | 13 |
| (d) Information and Broad Casting- | | | | | | | | |
| 2220-Information and Publicity | 1104.98 | 39.74 | 3.50 | 7.32 | 6.15 | 12.13 | 23.96 | 14 |
| 2221-Broadcasting | 1440.71 | -- | -- | -- | -- | -- | -- | 15 |
| Total (d) | 2545.69 | 39.74 | 3.50 | 7.32 | 6.15 | 12.13 | 23.96 | 16 |
| | | | | | | | | |
| (e) Welfare of Scheduled Castes,Scheduled Tribes and Other Backward classes- | | | | | | | | |
| 2225-Welfare of Scheduled Castes, Scheduled Tribes and other Backward Classes | 10953.81 | 4145.32 | 78.21 | 18.87 | 140.03 | 16.32 | 701.61 | 17 |
| (f) Labour and Labour Welfare - | | | | | | | | |
| 2230-Labour and Employment | 3938.35 | 599.02 | 8.40 | 11.96 | 4.99 | 15.33 | 73.45 | 18 |
| (g) Social Welfare and Nutrition- | | | | | | | | |
| 2235-Social Security and Welfare | 33268.57 | 1479.12 | 75.81 | 35.75 | 39.93 | 46.16 | 940.99 | 19 |
| 2236-Nutrition | 6819.83 | 1297.31 | 25.52 | 59.90 | 20.06 | 23.57 | 349.97 | 20 |
| 2245-Relief on account of Natural Calamities | 8995.02 | 548.57 | 10.78 | 12.73 | 7.40 | 4.29 | 235.34 | 21 |
| Total(g) | 49083.42 | 3325.00 | 112.11 | 108.38 | 67.39 | 74.02 | 1526.30 | 22 |
| (h) Others- | | | | | | | | |
| 2250-Other Social Services | 324.60 | 1.41 | 0.88 | 0.01 | -- | 0.01 | 15.41 | 23 |
| 2251-Secretariat-Social Services | 524.04 | 52.03 | 3.73 | 5.78 | 7.52 | 6.07 | 36.90 | 24 |
| Total (h) | 848.64 | 53.44 | 4.61 | 5.79 | 7.52 | 6.08 | 52.31 | 25 |
| TOTAL : B-SOCIAL SERVICES | 253711.35 | 41004.66 | 891.16 | 1092.38 | 1105.68 | 773.60 | 9838.22 | 26 |
| Carried over to pages 72-73 | 817714.58 | 73075.61 | 2072.45 | 2193.37 | 2053.35 | 2357.58 | 19123.37 | 27 |

NO. 3 - ACCOUNT showing by MAJOR HEADS the EXPENDITURE met from REVENUE of the UNION, UNION TERRITORY AND STATE GOVERNMENTS for the year ended 31st March, 2010 - Contd.

| Item No. | STATE GOVERNMENTS | | | | | | | | Total |
|-----------|-------------------|-----------------|----------------|-----------------|----------------|-----------------|----------------|-----------------|-------------------|
| | Punjab | Rajasthan | Sikkim | Tamil Nadu | Tripura | Uttar Pradesh | Uttarakhand | West Bengal | |
| 1 | 15525.29 | 15647.04 | 1566.63 | 20296.53 | 1855.52 | 40641.30 | 3694.34 | 26356.79 | 735756.70 |
| 2 | 3533.46 | 9091.03 | 390.08 | 10341.03 | 773.20 | 15971.02 | 2861.52 | 11541.16 | 181532.13 |
| 3 | 59.16 | 46.83 | 2.01 | 215.09 | 5.46 | 110.16 | 55.01 | 280.27 | 8498.79 |
| 4 | 42.73 | 40.43 | 9.49 | 72.98 | 31.69 | 74.13 | 26.12 | 146.68 | 4378.90 |
| 5 | 9.88 | 33.90 | 7.09 | 82.03 | 4.17 | 26.37 | 8.55 | 41.73 | 2407.36 |
| 6 | 3645.23 | 9212.19 | 408.67 | 10711.13 | 814.52 | 16181.68 | 2951.20 | 12009.84 | 196817.18 |
| 7 | 883.56 | 1905.84 | 108.31 | 2520.50 | 189.47 | 3532.77 | 430.19 | 2623.38 | 42537.34 |
| 8 | 97.11 | 418.59 | 12.79 | 496.02 | 17.35 | 1246.69 | 49.83 | 401.79 | 13297.45 |
| 9 | 980.67 | 2324.43 | 121.10 | 3016.52 | 206.82 | 4779.46 | 480.02 | 3025.17 | 55834.79 |
| 10 | 293.25 | 1514.37 | 21.56 | 185.39 | 15.95 | 778.00 | 334.22 | 354.15 | 18482.52 |
| 11 | -- | 38.96 | 29.79 | 392.49 | 6.46 | 31.43 | 1.60 | 104.11 | 15418.57 |
| 12 | 25.09 | 1067.92 | 15.13 | 1731.51 | 55.07 | 838.30 | 554.77 | 2642.44 | 25145.43 |
| 13 | 318.34 | 2621.25 | 66.48 | 2309.39 | 77.48 | 1647.73 | 890.59 | 3100.70 | 59046.52 |
| 14 | 20.38 | 24.44 | 7.67 | 793.89 | 18.40 | 42.50 | 21.00 | 61.41 | 2187.47 |
| 15 | -- | -- | -- | -- | -- | -- | -- | -- | 1440.71 |
| 16 | 20.38 | 24.44 | 7.67 | 793.89 | 18.40 | 42.50 | 21.00 | 61.41 | 3628.18 |
| 17 | 112.98 | 422.22 | 17.15 | 1207.06 | 178.76 | 2826.40 | 136.21 | 514.37 | 21469.32 |
| 18 | 91.05 | 105.77 | 3.41 | 221.21 | 13.90 | 266.76 | 42.97 | 144.61 | 5541.18 |
| 19 | 843.76 | 556.86 | 28.51 | 3001.92 | 212.04 | 5936.82 | 291.04 | 4097.69 | 50854.97 |
| 20 | -- | 572.34 | 8.05 | 1575.30 | 20.69 | -- | -- | 614.51 | 11387.05 |
| 21 | 191.56 | 630.99 | 19.89 | 66.39 | 16.58 | 336.14 | 148.77 | 264.19 | 11488.64 |
| 22 | 1035.32 | 1760.19 | 56.45 | 4643.61 | 249.31 | 6272.96 | 439.81 | 4976.39 | 73730.66 |
| 23 | 0.19 | 10.02 | 10.04 | 10.75 | 1.56 | 4.57 | 18.46 | 50.48 | 448.39 |
| 24 | 12.96 | 13.79 | 0.30 | 43.95 | -- | 42.23 | 0.02 | 112.99 | 862.31 |
| 25 | 13.15 | 23.81 | 10.34 | 54.70 | 1.56 | 46.80 | 18.48 | 163.47 | 1310.70 |
| 26 | 6217.12 | 16494.30 | 691.27 | 22957.51 | 1560.75 | 32064.29 | 4980.28 | 23995.96 | 417378.53 |
| 27 | 21742.41 | 32141.34 | 2257.90 | 43254.04 | 3416.27 | 72705.59 | 8674.62 | 50352.75 | 1153135.23 |

(A) Includes ₹ 0.24 crore spent out of advances from the Contingency Fund up to 1994-95 and recouped to the fund during the year 2009-10.

NO. 3 - ACCOUNT showing by MAJOR HEADS the EXPENDITURE met from REVENUE of the UNION, UNION TERRITORY AND STATE GOVERNMENTS for the year ended 31st March, 2010 - Contd.

| EXPENDITURE HEADS (Revenue Account) | Union Government | U.T.Govt. Puducherry | STATE GOVERNMENTS | | | | | | | Item No. |
|------------------------------------------------|---------------------|-------------------------|-------------------|----------------------|-----------------|-----------------|-----------------|-----------------|----------------|-------------|
| | | | Andhra Pradesh | Arunachal Pradesh | Assam | Bihar | Chhattisgarh | NCT Delhi | Goa | |
| Brought forward from pages 66-67 | 530163.23 | 2135.88 | 47148.18 | 2357.69 | 16922.78 | 25388.75 | 12373.30 | 11733.25 | 2838.00 | 1 |
| C. ECONOMIC SERVICES- | | | | | | | | | | |
| (a) Agriculture and Allied Activities - | | | | | | | | | | |
| 2401-Crop Husbandry | 49893.05 | 37.34 | 1380.89 | 118.96 | 444.80 | 923.82 | 328.80 | 18.57 | 33.27 | 2 |
| 2402-Soil and Water Conservation | 28.72 | 1.53 | 24.54 | 40.39 | 48.21 | 19.00 | 15.65 | 0.19 | 1.96 | 3 |
| 2403-Animal Husbandry | 423.38 | 28.88 | 322.76 | 55.76 | 148.73 | 193.64 | 170.31 | 13.36 | 16.91 | 4 |
| 2404-Dairy Development | 352.05 | 6.18 | -- | 1.24 | 24.64 | 37.76 | -- | 1.42 | 10.24 | 5 |
| 2405-Fisheries | 273.09 | 30.44 | 33.41 | 12.70 | 54.54 | 32.02 | 28.05 | 0.43 | 18.09 | 6 |
| 2406-Forestry and Wild Life | 733.64 | 3.29 | 260.42 | 111.52 | 262.34 | 91.01 | 639.53 | 25.79 | 28.64 | 7 |
| 2407-Plantations | 493.98 | -- | -- | -- | 0.50 | -- | -- | -- | -- | 8 |
| 2408-Food, Storage and Warehousing | 59352.41 | 3.58 | -- | 93.31 | 26.91 | 23.23 | 1018.81 | -- | 6.44 | 9 |
| 2415-Agricultural Research and Education | 3207.35 | 12.05 | 343.70 | 1.64 | 105.30 | 125.85 | 27.97 | 1.59 | 1.65 | 10 |
| 2416-Agricultural Financial Institutions | 2350.64 | -- | -- | -- | -- | -- | -- | -- | -- | 11 |
| 2425-Co-operation | 96.12 | 6.73 | 120.03 | 8.60 | 45.82 | 53.59 | 98.42 | 9.56 | 8.27 | 12 |
| 2435-Other Agricultural Programmes | 180.22 | 3.26 | 9.07 | 0.79 | 7.70 | 3.63 | -- | 1.91 | 0.88 | 13 |
| Total (a) | 117384.65 | 133.28 | 2494.82 | 444.91 | 1169.49 | 1503.55 | 2327.54 | 72.82 | 126.35 | 14 |
| (b) Rural Development- | | | | | | | | | | |
| 2501-Special Programmes for Rural Development | 4006.75 | 0.60 | 558.49 | 3.55 | 374.28 | 200.72 | 33.96 | 2.46 | -- | 15 |
| 2505-Rural Employment | 33538.25 | -- | -- | -- | -- | 1051.29 | 94.27 | -- | 13.59 | 16 |
| 2506-Land Reforms | 13.36 | -- | 10.67 | 1.44 | -- | -- | -- | 0.05 | -- | 17 |
| 2515-Other Rural Development Programmes | 726.31 | 15.04 | 1876.84 | 88.81 | 439.21 | 1428.43 | 699.07 | 4.84 | 61.28 | 18 |
| Total (b) | 38284.67 | 15.64 | 2446.00 | 93.80 | 813.49 | 2680.44 | 827.30 | 7.35 | 74.87 | 19 |
| (c) Special Areas Programmes - | | | | | | | | | | |
| 2551-Hill Areas | -- | -- | -- | 0.07 | -- | -- | -- | -- | 5.43 | 20 |
| 2552-North Eastern Areas | 113.73 | -- | -- | 5.44 | 5.92 | -- | -- | -- | -- | 21 |
| 2553-MPs Local Area Development Scheme | 1531.50 | -- | -- | -- | -- | -- | -- | -- | -- | 22 |
| 2575-Other Special Area Programmes | -- | 29.84 | -- | 92.60 | 205.26 | -- | -- | -- | -- | 23 |
| Total (c) | 1645.23 | 29.84 | 0.00 | 98.11 | 211.18 | 0.00 | 0.00 | 0.00 | 5.43 | 24 |
| (d) Irrigation and Flood Control - | | | | | | | | | | |
| 2700-Major Irrigation | -- | -- | -- (A) | -- | -- | 304.86 | 28.03 | -- | -- | 25 |
| 2701-Medium Irrigation | 360.54 | -- | 5116.54 | -- | 65.37 | 69.05 | 193.04 | -- | 24.45 | 26 |
| 2702-Minor Irrigation | 185.94 | 17.59 | 221.45 | 99.11 | 189.36 | 237.37 | 73.56 | 10.43 | 26.90 | 27 |
| 2705-Command Area Development | -- | -- | 6.12 | 2.81 | 2.10 | 73.13 | 3.63 | -- | 5.31 | 28 |
| 2711-Flood Control and Drainage | 151.37 | 1.90 | 100.51 | 9.32 | 124.23 | 212.91 | -- | 76.96 | 10.82 | 29 |
| Total (d) | 697.85 | 19.49 | 5444.62 | 111.24 | 381.06 | 897.32 | 298.26 | 87.39 | 67.48 | 30 |
| Total :C-Economic Services (a to d) | 158012.40 | 198.25 | 10385.44 | 748.06 | 2575.22 | 5081.31 | 3453.10 | 167.56 | 274.13 | 31 |
| carried over to pages 74-75 | | | | | | | | | | |
| Carried over to pages 74-75 | 530163.23 | 2135.88 | 47148.18 | 2357.69 | 16922.78 | 25388.75 | 12373.30 | 11733.25 | 2838.00 | 32 |

(A) Includes Interest of ₹ 4529.10 crore which is notional in nature arising out of book adjustment from Irrigation Projects.

NO. 3 - ACCOUNT showing by MAJOR HEADS the EXPENDITURE met from REVENUE of the UNION, UNION TERRITORY AND STATE GOVERNMENTS for the year ended 31st March, 2010 - Contd.

| Item No. | STATE GOVERNMENTS | | | | | | | | (₹ in crore) |
|-----------|-------------------|-----------------|------------------|-------------------|-----------------|-----------------|-----------------|-----------------|--------------------|
| | Gujarat | Haryana | Himachal Pradesh | Jammu and Kashmir | Jharkhand | Karnataka | Kerala | Madhya Pradesh | Total carried over |
| 1 | 36539.46 | 17657.57 | 8278.49 | 10702.81 | 12215.67 | 31881.20 | 24402.68 | 24975.64 | 817714.58 |
| 2 | 1035.64 | 331.47 | 174.49 | 175.51 | 152.76 | 1047.89 | 542.08 | 836.81 | 57476.15 |
| 3 | 275.01 | 50.61 | 45.73 | 37.48 | 22.41 | 108.42 | 30.98 | 45.86 | 796.69 |
| 4 | 196.43 | 292.91 | 134.25 | 205.52 | 78.88 | 337.38 | 213.72 | 311.84 | 3144.66 |
| 5 | 22.08 | 3.55 | 13.26 | -- | 52.52 | 249.02 | 41.16 | -- | 815.12 |
| 6 | 75.47 | 24.17 | 9.20 | 28.78 | 17.70 | 85.49 | 114.40 | 30.30 | 868.28 |
| 7 | 252.17 | 175.88 | 578.21 | 271.57 | 204.13 | 775.92 | 207.36 | 911.73 | 5533.15 |
| 8 | -- | -- | 0.89 | -- | -- | -- | -- | -- | 495.37 |
| 9 | 87.37 | 9.92 | 118.81 | 2.73 | -- | 1205.29 | 302.23 | 543.26 | 62794.30 |
| 10 | 244.88 | 160.64 | 84.46 | 82.34 | 43.40 | 165.09 | 154.31 | 59.11 | 4821.33 |
| 11 | -- | -- | -- | -- | -- | -- | -- | -- | 2350.64 |
| 12 | 130.99 | 71.61 | 18.39 | 17.67 | 57.09 | 283.62 | 150.80 | 130.25 | 1307.56 |
| 13 | 20.67 | 1.57 | -- | 12.66 | 3.39 | -- | 5.53 | -- | 251.28 |
| 14 | 2340.71 | 1122.33 | 1177.69 | 834.26 | 632.28 | 4258.12 | 1762.57 | 2869.16 | 140654.53 |
| 15 | 337.76 | 24.39 | 15.17 | 9.51 | 80.81 | 56.61 | 63.32 | 485.91 | 6254.29 |
| 16 | 123.72 | 66.85 | 54.54 | -- | 230.81 | 275.32 | 38.51 | 356.70 | 35843.85 |
| 17 | -- | 6.43 | 6.18 | 42.97 | -- | 4.79 | 11.72 | -- | 97.61 |
| 18 | 920.72 | 771.44 | 202.06 | 130.93 | 433.28 | 895.79 | 299.66 | 1423.96 | 10417.67 |
| 19 | 1382.20 | 869.11 | 277.95 | 183.41 | 744.90 | 1232.51 | 413.21 | 2266.57 | 52613.42 |
| 20 | -- | -- | -- | -- | -- | 26.60 | 23.52 | -- | 55.62 |
| 21 | -- | -- | -- | -- | -- | -- | -- | -- | 125.09 |
| 22 | -- | -- | -- | -- | -- | -- | -- | -- | 1531.50 |
| 23 | 38.70 | -- | -- | 240.12 | -- | 474.91 | -- | -- | 1081.43 |
| 24 | 38.70 | 0.00 | 0.00 | 240.12 | 0.00 | 501.51 | 23.52 | 0.00 | 2793.64 |
| 25 | 243.12 | 725.29 | 6.08 | 4.05 | 90.76 | 29.73 | 83.69 | 84.27 | 1599.88 |
| 26 | 187.44 | 4.05 | 4.30 | 45.48 | 113.25 | 99.81 | 43.73 | 347.53 | 6674.58 |
| 27 | 399.02 | 7.24 | 208.47 | 158.59 | 58.59 | 133.25 | 140.07 | 74.08 | 2241.02 |
| 28 | 11.33 | 121.89 | -- | 14.39 | -- | 68.54 | 3.79 | 1.63 | 314.67 |
| 29 | 44.53 | -- | 0.30 | 42.31 | -- | 0.44 | 20.58 | -- | 796.18 |
| 30 | 885.44 | 858.47 | 219.15 | 264.82 | 262.60 | 331.77 | 291.86 | 507.51 | 11626.33 |
| 31 | 4647.05 | 2849.91 | 1674.79 | 1522.61 | 1639.78 | 6323.91 | 2491.16 | 5643.24 | 207687.92 |
| 32 | 36539.46 | 17657.57 | 8278.49 | 10702.81 | 12215.67 | 31881.20 | 24402.68 | 24975.64 | 817714.58 |

NO. 3 - ACCOUNT showing by MAJOR HEADS the EXPENDITURE met from REVENUE of the UNION, UNION TERRITORY AND STATE GOVERNMENTS for the year ended 31st March, 2010 - Contd.

| EXPENDITURE HEADS (Revenue Account) | Total brought forward | STATE GOVERNMENTS | | | | | | Item No. |
|------------------------------------------------|-----------------------------|-------------------|----------------|----------------|----------------|----------------|-----------------|-------------|
| | | Maharashtra | Manipur | Meghalaya | Mizoram | Nagaland | Orissa | |
| Brought forward from pages 68-69 | 817714.58 | 73075.61 | 2072.45 | 2193.37 | 2053.35 | 2357.58 | 19123.37 | 1 |
| C. ECONOMIC SERVICES- | | | | | | | | |
| (a) Agriculture and Allied Activities - | | | | | | | | |
| 2401-Crop Husbandry | 57476.15 | 1609.86 | 68.05 | 121.64 | 85.36 | 85.04 | 501.97 | 2 |
| 2402-Soil and Water Conservation | 796.69 | 25.99 | 91.85 | 85.97 | 10.95 | 34.50 | 107.36 | 3 |
| 2403-Animal Husbandry | 3144.66 | 469.68 | 33.11 | 43.15 | 25.03 | 49.90 | 162.39 | 4 |
| 2404-Dairy Development | 815.12 | 576.87 | 0.98 | 9.03 | 1.14 | 3.42 | 2.80 | 5 |
| 2405-Fisheries | 868.28 | 113.59 | 17.36 | 12.95 | 10.82 | 12.94 | 44.75 | 6 |
| 2406-Forestry and Wild Life | 5533.15 | 742.54 | 38.36 | 69.81 | 41.57 | 40.85 | 307.70 | 7 |
| 2407-Plantations | 495.37 | -- | 0.05 | -- | -- | -- | -- | 8 |
| 2408-Food, Storage and Warehousing | 62794.30 | 125.56 | 9.40 | -- | 55.36 | 9.89 | 871.83 | 9 |
| 2415-Agricultural Research and Education | 4821.33 | 440.68 | 1.66 | 7.11 | 0.15 | 15.84 | 72.04 | 10 |
| 2416-Agricultural Financial Institutions | 2350.64 | -- | -- | -- | -- | -- | -- | 11 |
| 2425-Co-operation | 1307.56 | 2355.41 | 9.49 | 10.93 | 9.94 | 13.81 | 113.42 | 12 |
| 2435-Other Agricultural Programmes | 251.28 | -- | 0.06 | 3.64 | 4.43 | -- | 6.86 | 13 |
| Total (a) | 140654.53 | 6460.18 | 270.37 | 364.23 | 244.75 | 266.19 | 2191.12 | 14 |
| (b) Rural Development- | | | | | | | | |
| 2501-Special Programmes for Rural Development | 6254.29 | 244.72 | 8.16 | 26.59 | 15.27 | 27.45 | 134.46 | 15 |
| 2505-Rural Employment | 35843.85 | 1190.12 | 40.56 | 21.78 | 1.40 | 15.54 | 343.95 | 16 |
| 2506-Land Reforms | 97.61 | -- | -- | -- | 3.76 | -- | 49.68 | 17 |
| 2515-Other Rural Development Programmes | 10417.67 | 1058.33 | 22.84 | 119.85 | 14.71 | 52.82 | 651.82 | 18 |
| Total (b) | 52613.42 | 2493.17 | 71.56 | 168.22 | 35.14 | 95.81 | 1179.91 | 19 |
| (c) Special Areas Programmes - | | | | | | | | |
| 2551-Hill Areas | 55.62 | 28.07 | -- | -- | -- | -- | -- | 20 |
| 2552-North Eastern Areas | 125.09 | -- | 0.99 | 23.17 | -- | 6.88 | -- | 21 |
| 2553-MPs Local Area Development Scheme | 1531.50 | -- | -- | -- | -- | -- | -- | 22 |
| 2575-Other Special Area Programmes | 1081.43 | -- | 50.13 | -- | 31.64 | 60.63 | -- | 23 |
| Total (c) | 2793.64 | 28.07 | 51.12 | 23.17 | 31.64 | 67.51 | 0.00 | 24 |
| (d) Irrigation and Flood Control - | | | | | | | | |
| 2700-Major Irrigation | 1599.88 | -- | 23.54 | -- | -- | -- | 199.04 | 25 |
| 2701-Medium Irrigation | 6674.58 | 1659.64 | 5.82 | -- | 0.01 | -- | 48.61 | 26 |
| 2702-Minor Irrigation | 2241.02 | 652.17 | 6.05 | 26.52 | 5.11 | 70.24 | 224.05 | 27 |
| 2705-Command Area Development | 314.67 | 17.46 | 9.59 | -- | 0.21 | -- | 48.25 | 28 |
| 2711-Flood Control and Drainage | 796.18 | 10.27 | 9.71 | 0.74 | -- | -- | 93.58 | 29 |
| Total (d) | 11626.33 | 2339.54 | 54.71 | 27.26 | 5.33 | 70.24 | 613.53 | 30 |
| Total :C-Economic Services (a to d) | 207687.92 | 11320.96 | 447.76 | 582.88 | 316.86 | 499.75 | 3984.56 | 31 |
| carried over to pages 76-77 | | | | | | | | |
| Carried over to pages 76-77 | 817714.58 | 73075.61 | 2072.45 | 2193.37 | 2053.35 | 2357.58 | 19123.37 | 32 |

NO. 3 - ACCOUNT showing by MAJOR HEADS the EXPENDITURE met from REVENUE of the UNION, UNION TERRITORY AND STATE GOVERNMENTS for the year ended 31st March, 2010 - Contd.

| Item No. | STATE GOVERNMENTS | | | | | | | | (₹ in crore) |
|-----------|-------------------|-----------------|----------------|-----------------|----------------|-----------------|----------------|-----------------|-------------------|
| | Punjab | Rajasthan | Sikkim | Tamil Nadu | Tripura | Uttar Pradesh | Uttarakhand | West Bengal | Total |
| 1 | 21742.41 | 32141.34 | 2257.90 | 43254.04 | 3416.27 | 72705.59 | 8674.62 | 50352.75 | 1153135.23 |
| 2 | 183.49 | 653.43 | 42.58 | 1579.37 | 141.94 | 1187.05 | 293.80 | 658.50 | 64688.23 |
| 3 | 45.22 | 52.72 | 7.54 | 97.07 | 10.40 | 516.79 | 1.68 | 20.38 | 1905.11 |
| 4 | 174.00 | 283.55 | 31.31 | 235.88 | 48.22 | 336.20 | 67.12 | 242.52 | 5346.72 |
| 5 | 36.41 | 1.68 | 1.40 | 28.57 | 1.28 | 24.65 | 14.76 | 96.40 | 1614.51 |
| 6 | 9.55 | 12.85 | 3.16 | 150.08 | 30.47 | 35.06 | 4.72 | 104.96 | 1431.54 |
| 7 | 83.66 | 417.49 | 42.88 | 193.73 | 58.74 | 274.77 | 273.73 | 274.65 | 8393.63 |
| 8 | -- | -- | 3.51 | 0.03 | 0.93 | 3.31 | 0.50 | -- | 503.70 |
| 9 | -- | 0.06 | 13.73 | -- | 12.21 | 0.48 | 18.87 | 137.43 | 64049.12 |
| 10 | 139.03 | 96.66 | 0.24 | 281.30 | 0.54 | 65.49 | 65.97 | 98.00 | 6106.04 |
| 11 | -- | -- | -- | -- | -- | -- | -- | -- | 2350.64 |
| 12 | 60.84 | 79.45 | 13.32 | 541.47 | 22.10 | 409.22 | 28.70 | 162.53 | 5138.19 |
| 13 | 4.09 | 5.55 | 30.71 | 78.82 | -- | 7.20 | -- | 41.08 | 433.72 |
| 14 | 736.29 | 1603.44 | 190.38 | 3186.32 | 326.83 | 2860.22 | 769.85 | 1836.45 | 161961.15 |
| 15 | 2.92 | 71.66 | 19.83 | 49.53 | 16.31 | 164.48 | 49.27 | 302.10 | 7387.04 |
| 16 | -- | 506.09 | 3.09 | 543.54 | 0.18 | 694.44 | -- | 631.18 | 39835.72 |
| 17 | -- | -- | 1.38 | -- | 16.39 | 0.07 | -- | 28.79 | 197.68 |
| 18 | 99.50 | 1791.94 | 23.76 | 567.59 | 87.63 | 2731.92 | 329.26 | 1636.40 | 19606.04 |
| 19 | 102.42 | 2369.69 | 48.06 | 1160.66 | 120.51 | 3590.91 | 378.53 | 2598.47 | 67026.48 |
| 20 | -- | -- | -- | 13.56 | -- | 34.88 | -- | 324.74 | 456.87 |
| 21 | -- | -- | -- | -- | 2.49 | -- | -- | -- | 158.62 |
| 22 | -- | -- | -- | -- | -- | -- | -- | -- | 1531.50 |
| 23 | -- | 0.23 | 0.44 | -- | -- | 44.43 | -- | 367.64 | 1636.57 |
| 24 | 0.00 | 0.23 | 0.44 | 13.56 | 2.49 | 79.31 | 0.00 | 692.38 | 3783.56 |
| 25 | 554.74 | 910.24 | -- | -- | -- | 236.81 | 175.21 | 204.20 | 3903.66 |
| 26 | 59.81 | 179.88 | -- | 694.83 | -- | 1560.47 | 12.02 | 126.59 | 11022.26 |
| 27 | 86.77 | 122.24 | 33.06 | 57.70 | 14.18 | 836.01 | 60.23 | 372.57 | 4807.92 |
| 28 | -- | 16.72 | 0.04 | 16.64 | -- | 147.10 | 4.19 | 6.96 | 581.83 |
| 29 | 67.34 | -- | 3.56 | 16.42 | 9.48 | 42.23 | 3.50 | 108.27 | 1161.28 |
| 30 | 768.66 | 1229.08 | 36.66 | 785.59 | 23.66 | 2822.62 | 255.15 | 818.59 | 21476.95 |
| 31 | 1607.37 | 5202.44 | 275.54 | 5146.13 | 473.49 | 9353.06 | 1403.53 | 5945.89 | 254248.14 |
| 32 | 21742.41 | 32141.34 | 2257.90 | 43254.04 | 3416.27 | 72705.59 | 8674.62 | 50352.75 | 1153135.23 |

(A) ₹ 0.49 crore spent out of Advances from the Contingency Fund upto 2000-01 and recouped to the Fund during the year 2009-10.

(B) ₹ 34.88 crore spent out of Advances from the Contingency Fund upto 1991-92 and recouped to the Fund during the year 2009-10.

NO. 3 - ACCOUNT showing by MAJOR HEADS the EXPENDITURE met from REVENUE of the UNION, UNION TERRITORY AND STATE GOVERNMENTS for the year ended 31st March, 2010 - Contd.

| EXPENDITURE HEADS (Revenue Account) | Union Government | U.T.Govt. Puducherry | STATE GOVERNMENTS | | | | | | | Item No. |
|----------------------------------------------------------------------------------------------------------------|---------------------|-------------------------|-------------------|----------------------|-----------------|-----------------|-----------------|-----------------|----------------|-------------|
| | | | Andhra Pradesh | Arunachal Pradesh | Assam | Bihar | Chhattisgarh | NCT Delhi | Goa | |
| Brought forward from pages 70-71 | 530163.23 | 2135.88 | 47148.18 | 2357.69 | 16922.78 | 25388.75 | 12373.30 | 11733.25 | 2838.00 | 1 |
| Total :C-Economic Services (a to d) brought forward from pages 70-71 | 158012.40 | 198.25 | 10385.44 | 748.06 | 2575.22 | 5081.31 | 3453.10 | 167.56 | 274.13 | 2 |
| C-ECONOMIC SERVICES-Contd. | | | | | | | | | | |
| (e) Energy- | | | | | | | | | | |
| 2801-Power | 7774.11 | 597.58 | 3251.57 | 205.00 | 11.78 | 862.61 | 197.70 | 335.94 | 818.34 | 3 |
| 2802-Petroleum | 25296.57 | -- | -- | -- | -- | -- | -- | -- | -- | 4 |
| 2803-Coal and Lignite | 242.48 | -- | -- | -- | -- | -- | -- | -- | -- | 5 |
| 2810-New and Renewable Energy | 493.14 | -- | 6.78 | 3.87 | 0.03 | 5.00 | 15.70 | -0.06 | 0.32 | 6 |
| 2820-Energy Co-ordination and Development | -- | -- | -- | -- | -- | -- | -- | -- | -- | 7 |
| Total (e) | 33806.30 | 597.58 | 3258.35 | 208.87 | 11.81 | 867.61 | 213.40 | 335.88 | 818.66 | 8 |
| (f) Industry and Minerals- | | | | | | | | | | |
| 2851-Village and Small Industries | 2699.20 | 26.00 | 279.80 | 32.83 | 181.18 | 33.52 | 102.32 | 53.75 | 25.80 | 9 |
| 2852-Industries | 32295.25 | 8.67 | 37.75 | 0.70 | 58.08 | 222.04 | 11.29 | -- | 41.94 | 10 |
| 2853-Non-Ferrous, Mining and Metallurgical Industries | 546.51 | -- | 20.24 | 3.87 | 7.97 | 9.84 | 118.06 | 0.09 | 2.28 | 11 |
| 2875-Other Industries | 206.24 | -- | 10.72 | 0.63 | -- | -- | -- | -- | -- | 12 |
| 2885-Other Outlays on Industries and Minerals | 824.75 | -- | -- | -- | -- | -- | 0.30 | -- | 4.16 | 13 |
| Total (f) | 36571.95 | 34.67 | 348.51 | 38.03 | 247.23 | 265.40 | 231.97 | 53.84 | 74.18 | 14 |
| (g) Transport- | | | | | | | | | | |
| 3001-Indian Railways-Policy Formulation, Direction, Research and Other Misc- -ellaneous Organisations | 729.29 | -- | -- | -- | -- | -- | -- | -- | -- | 15 |
| 3002-Indian Railways Commercial Lines-Working Expenses | 81972.84 | -- | -- | -- | -- | -- | -- | -- | -- | 16 |
| 3003-Indian Railways Strategic lines-Working Expenses | 942.51 | -- | -- | -- | -- | -- | -- | -- | -- | 17 |
| 3004-Indian Railways-Open line works (Revenue) | 40.56 | -- | -- | -- | -- | -- | -- | -- | -- | 18 |
| 3005-Payments to General Revenues | 5543.34 | -- | -- | -- | -- | -- | -- | -- | -- | 19 |
| 3006-Apropriation from Railway Surplus | 0.75 | -- | -- | -- | -- | -- | -- | -- | -- | 20 |
| 3007-Repayment of Loans taken from General Revenues | -- | -- | -- | -- | -- | -- | -- | -- | -- | 21 |
| 3051-Ports and Light Houses | 555.81 | 0.97 | 9.70 | -- | -- | -- | -- | -- | 5.12 | 22 |
| 3052-Shipping | 441.62 | -- | -- | -- | -- | -- | -- | -- | -- | 23 |
| 3053-Civil Aviation | 1126.70 | -- | 7.61 | 1.15 | -- | 1.77 | -- | -- | 0.21 | 24 |
| 3054-Roads and Bridges | 23200.75 | 24.71 | 1103.13 | 165.05 | 490.69 | 689.42 | 462.53 | 778.25 | 117.24 | 25 |
| 3055-Road Transport | 177.57 | 5.57 | 100.00 | 56.96 | 14.90 | -1.50 | -- | 20.00 | 26.69 | 26 |
| 3056-Inland Water Transport | 151.22 | -- | 1.78 | -- | 60.86 | -- | -- | -- | 21.66 | 27 |
| 3075-Other Transport Services | 2856.75 | -- | -- | -- | -- | 0.34 | -- | 3.55 | -- | 28 |
| Total (g) | 117739.71 | 31.25 | 1222.22 | 223.16 | 566.45 | 690.03 | 462.53 | 801.80 | 170.92 | 29 |
| Total :C-Economic Services (a to g) Carried over to pages 78-79 | 346130.36 | 861.75 | 15214.52 | 1218.12 | 3400.71 | 6904.35 | 4361.00 | 1359.08 | 1337.89 | 30 |
| Carried over to pages 78-79 | 530163.23 | 2135.88 | 47148.18 | 2357.69 | 16922.78 | 25388.75 | 12373.30 | 11733.25 | 2838.00 | 31 |

NO. 3 - ACCOUNT showing by MAJOR HEADS the EXPENDITURE met from REVENUE of the UNION, UNION TERRITORY AND STATE GOVERNMENTS for the year ended 31st March, 2010 - Contd.

| Item No. | STATE GOVERNMENTS | | | | | | | | (₹ in crore) |
|-----------|-------------------|-----------------|------------------|-------------------|-----------------|-----------------|-----------------|-----------------|--------------------|
| | Gujarat | Haryana | Himachal Pradesh | Jammu and Kashmir | Jharkhand | Karnataka | Kerala | Madhya Pradesh | Total carried over |
| 1 | 36539.46 | 17657.57 | 8278.49 | 10702.81 | 12215.67 | 31881.20 | 24402.68 | 24975.64 | 817714.58 |
| 2 | 4647.05 | 2849.91 | 1674.79 | 1522.61 | 1639.78 | 6323.91 | 2491.16 | 5643.24 | 207687.92 |
| 3 | 3210.83 | 2774.45 | 185.33 | 2754.52 | 453.17 | 2343.37 | 7.05 | 1688.78 | 27472.13 |
| 4 | -- | -- | -- | -- | -- | -- | -- | -- | 25296.57 |
| 5 | -- | -- | -- | -- | -- | -- | -- | -- | 242.48 |
| 6 | 2.50 | 13.41 | 3.45 | -- | 10.00 | 9.13 | 62.10 | -- | 625.37 |
| 7 | -- | -- | -- | -- | -- | -- | -- | -- | 0.00 |
| 8 | 3213.33 | 2787.86 | 188.78 | 2754.52 | 463.17 | 2352.50 | 69.15 | 1688.78 | 53636.55 |
| 9 | 350.54 | 29.61 | 38.69 | 142.16 | 65.80 | 353.66 | 206.85 | 132.43 | 4754.14 |
| 10 | 386.77 | 27.28 | 3.52 | -- | 90.43 | 62.46 | 53.46 | 76.37 | 33376.01 |
| 11 | 52.37 | 12.91 | 4.75 | 16.78 | 17.34 | 11.18 | 6.12 | 142.64 | 972.95 |
| 12 | 0.12 | -- | -- | -- | -- | -- | -- | -- | 217.71 |
| 13 | -- | -- | -- | -- | -- | -- | -- | -- | 829.21 |
| 14 | 789.80 | 69.80 | 46.96 | 158.94 | 173.57 | 427.30 | 266.43 | 351.44 | 40150.02 |
| 15 | -- | -- | -- | -- | -- | -- | -- | -- | 729.29 |
| 16 | -- | -- | -- | -- | -- | -- | -- | -- | 81972.84 |
| 17 | -- | -- | -- | -- | -- | -- | -- | -- | 942.51 |
| 18 | -- | -- | -- | -- | -- | -- | -- | -- | 40.56 |
| 19 | -- | -- | -- | -- | -- | -- | -- | -- | 5543.34 |
| 20 | -- | -- | -- | -- | -- | -- | -- | -- | 0.75 |
| 21 | -- | -- | -- | -- | -- | -- | -- | -- | 0.00 |
| 22 | 51.08 | -- | -- | -- | -- | 32.29 | 47.96 | -- | 702.93 |
| 23 | -- | -- | -- | -- | -- | -- | -- | -- | 441.62 |
| 24 | -- | 1.39 | 1.54 | -- | 0.21 | 1.41 | -- | 0.24 | 1142.23 |
| 25 | 2286.72 | 522.80 | 856.82 | 46.52 | 121.35 | 914.64 | 955.23 | 554.05 | 33289.90 |
| 26 | 505.67 | 957.34 | 58.48 | -- | 140.07 | 157.22 | 15.00 | -- | 2233.97 |
| 27 | -- | -- | 0.03 | -- | -- | 2.41 | 22.50 | -- | 260.46 |
| 28 | -- | -- | -- | -- | 73.70 | -- | 2.36 | -- | 2936.70 |
| 29 | 2843.47 | 1481.53 | 916.87 | 46.52 | 335.33 | 1107.97 | 1043.05 | 554.29 | 130237.10 |
| 30 | 11493.65 | 7189.10 | 2827.40 | 4482.59 | 2611.85 | 10211.68 | 3869.79 | 8237.75 | 431711.59 |
| 31 | 36539.46 | 17657.57 | 8278.49 | 10702.81 | 12215.67 | 31881.20 | 24402.68 | 24975.64 | 817714.58 |

NO. 3 - ACCOUNT showing by MAJOR HEADS the EXPENDITURE met from REVENUE of the UNION, UNION TERRITORY AND STATE GOVERNMENTS for the year ended 31st March, 2010 - Contd.

| EXPENDITURE HEADS (Revenue Account) | Total brought forward | STATE GOVERNMENTS | | | | | | Item No. |
|----------------------------------------------------------------------------------------------------------------|-----------------------------|-------------------|----------------|----------------|----------------|----------------|-----------------|-------------|
| | | Maharashtra | Manipur | Meghalaya | Mizoram | Nagaland | Orissa | |
| Brought forward from pages 72-73 | 817714.58 | 73075.61 | 2072.45 | 2193.37 | 2053.35 | 2357.58 | 19123.37 | 1 |
| Total :C-Economic Services (a to d) brought forward from pages 72-73 | 207687.92 | 11320.96 | 447.76 | 582.88 | 316.86 | 499.75 | 3984.56 | 2 |
| C-ECONOMIC SERVICES-Contd. | | | | | | | | |
| (e) Energy- | | | | | | | | |
| 2801-Power | 27472.13 | 4118.53 | 164.67 | 120.90 | 170.23 | 167.43 | 87.23 | 3 |
| 2802-Petroleum | 25296.57 | -- | -- | -- | -- | -- | -- | 4 |
| 2803-Coal and Lignite | 242.48 | -- | -- | -- | -- | -- | -- | 5 |
| 2810-New and Renewable Energy | 625.37 | 19.31 | 3.00 | 1.74 | 0.50 | 2.14 | 8.27 | 6 |
| 2820-Energy Co-ordination and Development | 0.00 | -- | -- | -- | -- | -- | -- | 7 |
| Total (e) | 53636.55 | 4137.84 | 167.67 | 122.64 | 170.73 | 169.57 | 95.50 | 8 |
| (f) Industry and Minerals- | | | | | | | | |
| 2851-Village and Small Industries | 4754.14 | 83.06 | 46.62 | 54.41 | 30.86 | 48.04 | 101.47 | 9 |
| 2852-Industries | 33376.01 | 812.54 | 2.41 | 5.67 | 0.61 | -- | 55.13 | 10 |
| 2853-Non-Ferrous, Mining and Metallurgical Industries | 972.95 | 102.90 | 1.54 | 57.13 | 2.51 | 11.17 | 27.95 | 11 |
| 2875-Other Industries | 217.71 | -- | -- | -- | -- | -- | 0.01 | 12 |
| 2885-Other Outlays on Industries and Minerals | 829.21 | -- | -- | -- | -- | -- | 1.16 | 13 |
| Total (f) | 40150.02 | 998.50 | 50.57 | 117.21 | 33.98 | 59.21 | 185.72 | 14 |
| (g) Transport- | | | | | | | | |
| 3001-Indian Railways-Policy Formulation, Direction, Research and Other Misc- -ellaneous Organisations | 729.29 | 25.07 | -- | -- | -- | -- | -- | 15 |
| 3002-Indian Railways Commercial Lines-Working Expenses | 81972.84 | -- | -- | -- | -- | -- | -- | 16 |
| 3003-Indian Railways Strategic lines-Working Expenses | 942.51 | -- | -- | -- | -- | -- | -- | 17 |
| 3004-Indian Railways-Open line works (Revenue) | 40.56 | -- | -- | -- | -- | -- | -- | 18 |
| 3005-Payments to General Revenues | 5543.34 | -- | -- | -- | -- | -- | -- | 19 |
| 3006-Apropriation from Railway Surplus | 0.75 | -- | -- | -- | -- | -- | -- | 20 |
| 3007-Repayment of Loans taken from General Revenues | 0.00 | -- | -- | -- | -- | -- | -- | 21 |
| 3051-Ports and Light Houses | 702.93 | 50.80 | -- | -- | -- | -- | 0.93 | 22 |
| 3052-Shipping | 441.62 | -- | -- | -- | -- | -- | -- | 23 |
| 3053-Civil Aviation | 1142.23 | 209.76 | -- | -- | 1.84 | 8.69 | 1.10 | 24 |
| 3054-Roads and Bridges | 33289.90 | 2938.70 | 83.64 | 97.81 | 57.17 | 80.24 | 940.88 | 25 |
| 3055-Road Transport | 2233.97 | 0.03 | -- | -- | 18.01 | 28.72 | 1.60 | 26 |
| 3056-Inland Water Transport | 260.46 | 2.44 | -- | -- | 0.38 | -- | 3.23 | 27 |
| 3075-Other Transport Services | 2936.70 | -- | -- | -- | -- | -- | -- | 28 |
| Total (g) | 130237.10 | 3226.80 | 83.64 | 97.81 | 77.40 | 117.65 | 947.74 | 29 |
| Total :C-Economic Services (a to g) Carried over to pages 80-81 | 431711.59 | 19684.10 | 749.64 | 920.54 | 598.97 | 846.18 | 5213.52 | 30 |
| Carried over to pages 80-81 | 817714.58 | 73075.61 | 2072.45 | 2193.37 | 2053.35 | 2357.58 | 19123.37 | 31 |

NO. 3 - ACCOUNT showing by MAJOR HEADS the EXPENDITURE met from REVENUE of the UNION, UNION TERRITORY AND STATE GOVERNMENTS for the year ended 31st March, 2010 - Contd.

| Item No. | STATE GOVERNMENTS | | | | | | | | (₹ in crore) |
|-----------|-------------------|-----------------|----------------|-----------------|----------------|-----------------|----------------|-----------------|-------------------|
| | Punjab | Rajasthan | Sikkim | Tamil Nadu | Tripura | Uttar Pradesh | Uttarakhand | West Bengal | Total |
| 1 | 21742.41 | 32141.34 | 2257.90 | 43254.04 | 3416.27 | 72705.59 | 8674.62 | 50352.75 | 1153135.23 |
| 2 | 1607.37 | 5202.44 | 275.54 | 5146.13 | 473.49 | 9353.06 | 1403.53 | 5945.89 | 254248.14 |
| 3 | 2874.03 | 1572.74 | 59.91 | 1313.53 | 28.80 | 1878.80 | 4.01 | 196.76 | 40229.70 |
| 4 | -- | 0.91 | -- | -- | -- | -- | -- | -- | 25297.48 |
| 5 | -- | -- | -- | -- | -- | -- | -- | -- | 242.48 |
| 6 | 0.64 | 0.39 | 0.45 | 1.73 | 0.91 | 17.65 | 12.34 | 12.43 | 706.87 |
| 7 | -- | -- | -- | -- | -- | -- | -- | -- | 0.00 |
| 8 | 2874.67 | 1574.04 | 60.36 | 1315.26 | 29.71 | 1896.45 | 16.35 | 209.19 | 66476.53 |
| 9 | 33.39 | 30.22 | 17.19 | 412.68 | 36.19 | 149.34 | 28.15 | 187.73 | 6013.49 |
| 10 | -- | 37.74 | 2.82 | 36.35 | -- | 176.18 | -- | 230.57 | 34736.03 |
| 11 | 1.15 | 61.30 | 3.48 | 7.74 | -- | 13.11 | 4.41 | 3.69 | 1271.03 |
| 12 | -- | -- | -- | -- | 1.17 | -- | -- | -- | 218.89 |
| 13 | -- | -- | -- | -0.14 | -- | 1.10 | -- | -- | 831.33 |
| 14 | 34.54 | 129.26 | 23.49 | 456.63 | 37.36 | 339.73 | 32.56 | 421.99 | 43070.77 |
| 15 | -- | -- | -- | -- | -- | -- | -- | -- | 754.36 |
| 16 | -- | -- | -- | -- | -- | -- | -- | -- | 81972.84 |
| 17 | -- | -- | -- | -- | -- | -- | -- | -- | 942.51 |
| 18 | -- | -- | -- | -- | -- | -- | -- | -- | 40.56 |
| 19 | -- | -- | -- | -- | -- | -- | -- | -- | 5543.34 |
| 20 | -- | -- | -- | -- | -- | -- | -- | -- | 0.75 |
| 21 | -- | -- | -- | -- | -- | -- | -- | -- | 0.00 |
| 22 | -- | -- | -- | -- | -- | -- | -- | 1.54 | 756.20 |
| 23 | -- | -- | -- | -- | -- | -- | -- | -- | 441.62 |
| 24 | 13.35 | -- | -- | 0.08 | -- | 1.19 | 4.23 | 0.54 | 1383.01 |
| 25 | 243.86 | 883.97 | 52.80 | 963.78 | 111.83 | 1456.56 | 156.13 | 547.35 | 41904.62 |
| 26 | 202.66 | 37.84 | 33.43 | 2.80 | 11.40 | 62.48 | 11.48 | 429.38 | 3073.80 |
| 27 | -- | -- | -- | 1.73 | -- | -- | -- | 0.19 | 268.43 |
| 28 | -- | -- | -- | -- | -- | -- | -- | 4.40 | 2941.10 |
| 29 | 459.87 | 921.81 | 86.23 | 968.39 | 123.23 | 1520.23 | 171.84 | 983.40 | 140023.14 |
| 30 | 4976.45 | 7827.55 | 445.62 | 7886.41 | 663.79 | 13109.47 | 1624.28 | 7560.47 | 503818.58 |
| 31 | 21742.41 | 32141.34 | 2257.90 | 43254.04 | 3416.27 | 72705.59 | 8674.62 | 50352.75 | 1153135.23 |

NO. 3 - ACCOUNT showing by MAJOR HEADS the EXPENDITURE met from REVENUE of the UNION, UNION TERRITORY AND STATE GOVERNMENTS for the year ended 31st March, 2010 - Contd.

| EXPENDITURE HEADS (Revenue Account) | Union Government | U.T.Govt. Puducherry | STATE GOVERNMENTS | | | | | | | Item No. |
|-------------------------------------------------------------------------------------|---------------------|-------------------------|-------------------|----------------------|-----------------|-----------------|-----------------|-----------------|----------------|-------------|
| | | | Andhra Pradesh | Arunachal Pradesh | Assam | Bihar | Chhattisgarh | NCT Delhi | Goa | |
| Brought forward from pages 74-75 | 530163.23 | 2135.88 | 47148.18 | 2357.69 | 16922.78 | 25388.75 | 12373.30 | 11733.25 | 2838.00 | 1 |
| Total :C-Economic Services (a to g) brought forward from pages 74-75 | 346130.36 | 861.75 | 15214.52 | 1218.12 | 3400.71 | 6904.35 | 4361.00 | 1359.08 | 1337.89 | 2 |
| C-ECONOMIC SERVICES-Concl'd. | | | | | | | | | | |
| (h) Communications- | | | | | | | | | | |
| 3201-Postal Services | 12908.01 | -- | -- | -- | -- | -- | -- | -- | -- | 3 |
| 3225-Telecommunication Services | -- | -- | -- | -- | -- | -- | -- | -- | -- | 4 |
| 3230-Dividends to General Revenues | -- | -- | -- | -- | -- | -- | -- | -- | -- | 5 |
| 3231-Appropriation from Telecommunications Surplus | -- | -- | -- | -- | -- | -- | -- | -- | -- | 6 |
| 3232-Repayment of Loans Taken from General Revenue by Telecommunications | -- | -- | -- | -- | -- | -- | -- | -- | -- | 7 |
| 3252-Satellite Systems | 61.17 | -- | -- | -- | -- | -- | -- | -- | -- | 8 |
| 3275-Other Communications Services | 5315.02 | -- | -- | 25.08 | -- | -- | 6.14 | -- | -- | 9 |
| Total (h) | 18284.20 | 0.00 | 0.00 | 25.08 | 0.00 | 0.00 | 6.14 | 0.00 | 0.00 | 10 |
| (i) Scientific Technology and Environment- | | | | | | | | | | |
| 3401-Atomic Energy Research | 2925.00 | -- | -- | -- | -- | -- | -- | -- | -- | 11 |
| 3402-Space Research | 2806.62 | -- | -- | -- | -- | -- | -- | -- | -- | 12 |
| 3403-Oceanographic Research | 490.46 | -- | -- | -- | -- | -- | -- | -- | -- | 13 |
| 3425-Other Scientific Research | 5629.38 | 1.67 | 8.62 | 3.11 | 18.30 | -- | 5.74 | -- | 1.73 | 14 |
| 3435-Ecology and Environment | 944.28 | -- | 0.78 | 0.42 | -- | -- | -- | 15.98 | 2.40 | 15 |
| Total (i) | 12795.74 | 1.67 | 9.40 | 3.53 | 18.30 | 0.00 | 5.74 | 15.98 | 4.13 | 16 |
| (j) General Economic Services - | | | | | | | | | | |
| 3451-Secretariat-Economic Services | 1804.11 | 8.85 | 735.06 | 53.27 | 298.82 | 38.81 | 6.76 | 5.43 | 11.49 | 17 |
| 3452-Tourism | 601.76 | 19.32 | 9.06 | 8.03 | 11.88 | 4.79 | 32.33 | 17.93 | 26.46 | 18 |
| 3453-Foreign Trade and Export Promotion | 2481.18 | -- | 2.01 | -- | -- | -- | -- | 0.06 | -- | 19 |
| 3454-Census Surveys and Statistics | 845.33 | 3.16 | 46.95 | 9.84 | 20.61 | 20.79 | 8.57 | 45.94 | 5.53 | 20 |
| 3455-Meteorology | 288.11 | -- | -- | -- | -- | -- | -- | -- | -- | 21 |
| 3456-Civil Supplies | 118.26 | 45.93 | 183.16 | 15.44 | 0.53 | 112.38 | -- | 199.91 | 2.45 | 22 |
| 3465-General Financial and Trading Institutions | 625.00 | -- | -- | -- | -- | -- | -- | -- | -- | 23 |
| 3466-International Financial Institutions | 5.78 | -- | -- | -- | -- | -- | -- | -- | -- | 24 |
| 3475-Other General Economic Services | 401.06 | 2.42 | 13.24 | 4.59 | 8.67 | 6.83 | 2.62 | 5.95 | 1.53 | 25 |
| Total (j) | 7170.59 | 79.68 | 989.48 | 91.17 | 340.51 | 183.60 | 50.28 | 275.22 | 47.46 | 26 |
| TOTAL : (C) ECONOMIC SERVICES | 384380.89 | 943.10 | 16213.40 | 1337.90 | 3759.52 | 7087.95 | 4423.16 | 1650.28 | 1389.48 | 27 |
| Carried over to pages 82-83 | 914544.12 | 3078.98 | 63361.58 | 3695.59 | 20682.30 | 32476.70 | 16796.46 | 13383.53 | 4227.48 | 28 |

NO. 3 - ACCOUNT showing by MAJOR HEADS the EXPENDITURE met from REVENUE of the UNION, UNION TERRITORY AND STATE GOVERNMENTS for the year ended 31st March, 2010 - Contd.

| Item No. | STATE GOVERNMENTS | | | | | | | | (₹ in crore) |
|----------|-------------------|----------|------------------|-------------------|-----------|-----------|----------|----------------|--------------------|
| | Gujarat | Haryana | Himachal Pradesh | Jammu and Kashmir | Jharkhand | Karnataka | Kerala | Madhya Pradesh | Total carried over |
| 1 | 36539.46 | 17657.57 | 8278.49 | 10702.81 | 12215.67 | 31881.20 | 24402.68 | 24975.64 | 817714.58 |
| 2 | 11493.65 | 7189.10 | 2827.40 | 4482.59 | 2611.85 | 10211.68 | 3869.79 | 8237.75 | 431711.59 |
| 3 | -- | -- | -- | -- | -- | -- | -- | -- | 12908.01 |
| 4 | -- | -- | -- | -- | -- | -- | -- | -- | 0.00 |
| 5 | -- | -- | -- | -- | -- | -- | -- | -- | 0.00 |
| 6 | -- | -- | -- | -- | -- | -- | -- | -- | 0.00 |
| 7 | -- | -- | -- | -- | -- | -- | -- | -- | 0.00 |
| 8 | -- | -- | -- | -- | -- | -- | -- | -- | 61.17 |
| 9 | -- | -- | -- | -- | -- | -- | -- | -- | 5346.24 |
| 10 | 0.00 | 0.00 | 0.00 | 0.00 | 0.00 | 0.00 | 0.00 | 0.00 | 18315.42 |
| 11 | -- | -- | -- | -- | -- | -- | -- | -- | 2925.00 |
| 12 | -- | -- | -- | -- | -- | -- | -- | -- | 2806.62 |
| 13 | -- | -- | -- | -- | -- | -- | -- | -- | 490.46 |
| 14 | 14.09 | 31.42 | 2.06 | -- | -- | 15.29 | 66.37 | 45.60 | 5843.38 |
| 15 | 7.60 | 3.67 | 0.29 | 27.75 | -- | 8.30 | 2.89 | -- | 1014.36 |
| 16 | 21.69 | 35.09 | 2.35 | 27.75 | 0.00 | 23.59 | 69.26 | 45.60 | 13079.82 |
| 17 | 80.79 | 288.29 | 16.12 | 24.76 | 24.02 | 100.22 | 107.14 | 23.32 | 3627.26 |
| 18 | 124.02 | 2.24 | 8.03 | 48.08 | 3.21 | 96.07 | 131.55 | 14.19 | 1158.95 |
| 19 | -- | -- | -- | -- | -- | -- | -- | -- | 2483.25 |
| 20 | 12.27 | 10.66 | 5.49 | 31.74 | 11.93 | 19.17 | 30.60 | 42.57 | 1171.15 |
| 21 | -- | -- | -- | -- | -- | 6.89 | -- | -- | 295.00 |
| 22 | 239.37 | -- | 7.19 | -- | 258.02 | 8.52 | 8.78 | -- | 1199.94 |
| 23 | -- | -- | -- | -- | -- | -- | -- | -- | 625.00 |
| 24 | -- | -- | -- | -- | -- | -- | -- | -- | 5.78 |
| 25 | 21.06 | 4.52 | 1.65 | 6.16 | 3.34 | 2715.57 | 23.59 | 7.93 | 3230.73 |
| 26 | 477.51 | 305.71 | 38.48 | 110.74 | 300.52 | 2946.44 | 301.66 | 88.01 | 13797.06 |
| 27 | 11992.85 | 7529.90 | 2868.23 | 4621.08 | 2912.37 | 13181.71 | 4240.71 | 8371.36 | 476903.89 |
| 28 | 48532.31 | 25187.47 | 11146.72 | 15323.89 | 15128.04 | 45062.91 | 28643.39 | 33347.00 | 1294618.47 |

NO. 3 - ACCOUNT showing by MAJOR HEADS the EXPENDITURE met from REVENUE of the UNION, UNION TERRITORY AND STATE GOVERNMENTS for the year ended 31st March, 2010 - Contd.

| EXPENDITURE HEADS (Revenue Account) | Total brought forward | STATE GOVERNMENTS | | | | | | Item No. |
|-------------------------------------------------------------------------------------|-----------------------------|-------------------|----------------|----------------|----------------|----------------|-----------------|-------------|
| | | Maharashtra | Manipur | Meghalaya | Mizoram | Nagaland | Orissa | |
| Brought forward from pages 76-77 | 817714.58 | 73075.61 | 2072.45 | 2193.37 | 2053.35 | 2357.58 | 19123.37 | 1 |
| Total :C-Economic Services (a to g) brought forward from pages 76-77 | 431711.59 | 19684.10 | 749.64 | 920.54 | 598.97 | 846.18 | 5213.52 | 2 |
| C-ECONOMIC SERVICES-Concl'd. | | | | | | | | |
| (h) Communications- | | | | | | | | |
| 3201-Postal Services | 12908.01 | -- | -- | -- | -- | -- | -- | 3 |
| 3225-Telecommunication Services | 0.00 | -- | -- | -- | -- | -- | -- | 4 |
| 3230-Dividends to General Revenues | 0.00 | -- | -- | -- | -- | -- | -- | 5 |
| 3231-Appropriation from Telecommunications Surplus | 0.00 | -- | -- | -- | -- | -- | -- | 6 |
| 3232-Repayment of Loans Taken from General Revenue by Telecommunications | 0.00 | -- | -- | -- | -- | -- | -- | 7 |
| 3252-Satellite Systems | 61.17 | -- | -- | -- | -- | -- | -- | 8 |
| 3275-Other Communications Services | 5346.24 | -- | -- | -- | 5.62 | -- | -- | 9 |
| Total (h) | 18315.42 | 0.00 | 0.00 | 0.00 | 5.62 | 0.00 | 0.00 | 10 |
| (i) Scientific Technology and Environment- | | | | | | | | |
| 3401-Atomic Energy Research | 2925.00 | -- | -- | -- | -- | -- | -- | 11 |
| 3402-Space Research | 2806.62 | 0.59 | -- | -- | -- | -- | -- | 12 |
| 3403-Oceanographic Research | 490.46 | -- | -- | -- | -- | -- | -- | 13 |
| 3425-Other Scientific Research | 5843.38 | 4.98 | 1.78 | 0.27 | 2.26 | 4.56 | 15.60 | 14 |
| 3435-Ecology and Environment | 1014.36 | 66.70 | 7.01 | -- | 0.30 | -- | 14.34 | 15 |
| Total (i) | 13079.82 | 72.27 | 8.79 | 0.27 | 2.56 | 4.56 | 29.94 | 16 |
| (j) General Economic Services - | | | | | | | | |
| 3451-Secretariat-Economic Services | 3627.26 | 124.01 | 46.10 | 30.09 | 16.08 | 16.88 | 479.72 | 17 |
| 3452-Tourism | 1158.95 | 443.97 | 3.41 | 18.45 | 5.72 | 7.38 | 14.44 | 18 |
| 3453-Foreign Trade and Export Promotion | 2483.25 | -- | -- | -- | -- | -- | 5.66 | 19 |
| 3454-Census Surveys and Statistics | 1171.15 | 23.12 | 5.93 | 8.15 | 6.64 | 13.46 | 10.65 | 20 |
| 3455-Meteorology | 295.00 | -- | -- | -- | -- | -- | -- | 21 |
| 3456-Civil Supplies | 1199.94 | -- | 0.22 | 8.76 | 11.64 | -- | 3.10 | 22 |
| 3465-General Financial and Trading Institutions | 625.00 | -- | -- | -- | -- | -- | -- | 23 |
| 3466-International Financial Institutions | 5.78 | -- | -- | -- | -- | -- | -- | 24 |
| 3475-Other General Economic Services | 3230.73 | 24.47 | 1.89 | 2.75 | 2.12 | 6.40 | 5.37 | 25 |
| Total (j) | 13797.06 | 615.57 | 57.55 | 68.20 | 42.20 | 44.12 | 518.94 | 26 |
| TOTAL : (C) ECONOMIC SERVICES | 476903.89 | 20371.94 | 815.98 | 989.01 | 649.35 | 894.86 | 5762.40 | 27 |
| Carried over to pages 84-85 | 1294618.47 | 93447.55 | 2888.43 | 3182.38 | 2702.70 | 3252.44 | 24885.77 | 28 |

NO. 3 - ACCOUNT showing by MAJOR HEADS the EXPENDITURE met from REVENUE of the UNION, UNION TERRITORY AND STATE GOVERNMENTS for the year ended 31st March, 2010 - Contd.

| Item No. | STATE GOVERNMENTS | | | | | | | | (₹ in crore) |
|-----------|-------------------|-----------------|----------------|-----------------|----------------|-----------------|-----------------|-----------------|-------------------|
| | Punjab | Rajasthan | Sikkim | Tamil Nadu | Tripura | Uttar Pradesh | Uttarakhand | West Bengal | Total |
| 1 | 21742.41 | 32141.34 | 2257.90 | 43254.04 | 3416.27 | 72705.59 | 8674.62 | 50352.75 | 1153135.23 |
| 2 | 4976.45 | 7827.55 | 445.62 | 7886.41 | 663.79 | 13109.47 | 1624.28 | 7560.47 | 503818.58 |
| 3 | -- | -- | -- | -- | -- | -- | -- | -- | 12908.01 |
| 4 | -- | -- | -- | -- | -- | -- | -- | -- | 0.00 |
| 5 | -- | -- | -- | -- | -- | -- | -- | -- | 0.00 |
| 6 | -- | -- | -- | -- | -- | -- | -- | -- | 0.00 |
| 7 | -- | -- | -- | -- | -- | -- | -- | -- | 0.00 |
| 8 | -- | -- | -- | -- | -- | -- | -- | -- | 61.17 |
| 9 | -- | -- | -- | -- | 15.81 | -- | -- | -- | 5367.67 |
| 10 | 0.00 | 0.00 | 0.00 | 0.00 | 15.81 | 0.00 | 0.00 | 0.00 | 18336.85 |
| 11 | -- | -- | -- | -- | -- | -- | -- | -- | 2925.00 |
| 12 | -- | -- | -- | -- | -- | -- | -- | -- | 2807.21 |
| 13 | -- | -- | -- | -- | -- | -- | -- | -- | 490.46 |
| 14 | 1.72 | 7.74 | 1.89 | 4.78 | 3.75 | 26.45 | 3.30 | 13.22 | 5935.68 |
| 15 | 0.49 | 1.72 | 1.35 | 3.88 | 0.64 | 3.81 | -- | 22.35 | 1136.95 |
| 16 | 2.21 | 9.46 | 3.24 | 8.66 | 4.39 | 30.26 | 3.30 | 35.57 | 13295.30 |
| 17 | 165.61 | 19.73 | 4.79 | 40.38 | 2.23 | 63.43 | 1.96 | 66.54 | 4704.81 |
| 18 | 1.01 | 22.10 | 12.98 | 41.31 | 2.48 | 12.72 | 16.85 | 17.29 | 1779.06 |
| 19 | -- | -- | -- | -- | -- | 0.07 | -- | -- | 2488.98 |
| 20 | 12.53 | 24.07 | 5.28 | 36.69 | 3.82 | 47.81 | 8.32 | 18.29 | 1395.91 |
| 21 | -- | -- | -- | -- | -- | -- | -- | -- | 295.00 |
| 22 | 59.27 | 48.00 | 6.06 | 4077.23 | 7.40 | 10.90 | 1.94 | 30.71 | 5465.17 |
| 23 | -- | -- | -- | -- | -- | -- | -- | -- | 625.00 |
| 24 | -- | -- | -- | -- | -- | -- | -- | -- | 5.78 |
| 25 | 1.54 | 21.08 | 2.17 | 31.22 | 1.98 | 33.34 | 1.47 | 12.97 | 3379.50 |
| 26 | 239.96 | 134.98 | 31.28 | 4226.83 | 17.91 | 168.27 | 30.54 | 145.80 | 20139.21 |
| 27 | 5218.62 | 7971.99 | 480.14 | 12121.90 | 701.90 | 13308.00 | 1658.12 | 7741.84 | 555589.94 |
| 28 | 26961.03 | 40113.33 | 2738.04 | 55375.94 | 4118.17 | 86013.59 | 10332.74 | 58094.59 | 1708725.17 |

NO. 3 - ACCOUNT showing by MAJOR HEADS the EXPENDITURE met from REVENUE of the UNION, UNION TERRITORY AND STATE GOVERNMENTS for the year ended 31st March, 2010 - Contd.

| EXPENDITURE HEADS (Revenue Account) | Union Government | U.T.Govt. Puducherry | STATE GOVERNMENTS | | | | | | | Item No. |
|----------------------------------------------------------------------------------|---------------------|-------------------------|-------------------|----------------------|-----------------|-----------------|-----------------|-----------------|----------------|-------------|
| | | | Andhra Pradesh | Arunachal Pradesh | Assam | Bihar | Chhattisgarh | NCT Delhi | Goa | |
| Brought forward from pages 78-79 | 914544.12 | 3078.98 | 63361.58 | 3695.59 | 20682.30 | 32476.70 | 16796.46 | 13383.53 | 4227.48 | 1 |
| D. GRANTS-IN-AID AND CONTRIBUTIONS- | | | | | | | | | | |
| 3601-Grants-in-aid to State Governments | 136915.44 | -- | -- | -- | -- | -- | -- | -- | -- | 2 |
| 3602-Grants-in-aid to Union Territory Governments | 4039.39 | -- | -- | -- | -- | -- | -- | -- | -- | 3 |
| 3603-Payment of States Share of Union Excise Duties | -- | -- | -- | -- | -- | -- | -- | -- | -- | 4 |
| 3604-Compensation and assignment to Local bodies and Panchayati Raj Institutions | -- | 4.47 | 86.35 | -- | 549.90 | 107.47 | 468.98 | 517.36 | -- | 5 |
| 3605-Technical and Economic Co-operation with other countries | 1980.29 | -- | -- | -- | -- | -- | -- | -- | -- | 6 |
| 3606-Aid Materials and Equipment | -- | -- | -- | -- | -- | -- | -- | -- | -- | 7 |
| TOTAL : D-Grants-in-aid and Contributions | 142935.12 | 4.47 | 86.35 | 0.00 | 549.90 | 107.47 | 468.98 | 517.35 | 0.00 | 8 |
| TOTAL: EXPENDITURE MET FROM REVENUE | 1057479.24 | 3083.45 | 63447.93 | 3695.59 | 21232.20 | 32584.17 | 17265.44 | 13900.88 | 4227.48 | 9 |
| Total : Revenue Receipts (See Account No. 2) | 704523.03 | 2841.32 | 64678.35 | 4294.87 | 19884.49 | 35526.83 | 18153.66 | 20451.34 | 4100.27 | 10 |
| Surplus (+) Deficit (-) Government | -352956.21 | -242.13 | 1230.42 | 599.28 | -1347.71 | 2942.66 | 888.22 | 6550.46 | -127.21 | 11 |

(A) Includes ₹ 37.12 crore towards expenditure met from users charges collected.

NO. 3 - ACCOUNT showing by MAJOR HEADS the EXPENDITURE met from REVENUE of the UNION, UNION TERRITORY AND STATE GOVERNMENTS for the year ended 31st March, 2010 - Contd.

| Item No. | STATE GOVERNMENTS | | | | | | | | (₹ in crore) |
|----------|-------------------|----------|------------------|-------------------|-----------|-----------|----------|----------------|--------------------|
| | Gujarat | Haryana | Himachal Pradesh | Jammu and Kashmir | Jharkhand | Karnataka | Kerala | Madhya Pradesh | Total carried over |
| 1 | 48532.31 | 25187.47 | 11146.72 | 15323.89 | 15128.04 | 45062.91 | 28643.39 | 33347.00 | 1294618.47 |
| 2 | -- | -- | -- | -- | -- | -- | -- | -- | 136915.44 |
| 3 | -- | -- | -- | -- | -- | -- | -- | -- | 4039.39 |
| 4 | -- | -- | -- | -- | -- | -- | -- | -- | 0.00 |
| 5 | 105.97 | 69.91 | 4.29 | -- | 0.20 | 2474.01 | 2488.99 | 2549.90 | 9427.80 |
| 6 | -- | -- | -- | -- | -- | -- | -- | -- | 1980.29 |
| 7 | -- | -- | -- | -- | -- | -- | -- | -- | 0.00 |
| 8 | 105.97 | 69.91 | 4.29 | 0.00 | 0.20 | 2474.01 | 2488.99 | 2549.90 | 152362.91 |
| 9 | 48638.28 | 25257.38 | 11151.01 | 15323.89 | 15128.24 | 47536.92 | 31132.38 | 35896.90 | 1446981.38 |
| 10 | 41672.37 | 20992.66 | 10346.36 | 17587.82 | 15118.47 | 49155.70 | 26109.40 | 41394.70 | 1096831.64 |
| 11 | -6965.91 | -4264.72 | -804.65 | 2263.93 | -9.77 | 1618.78 | -5022.98 | 5497.80 | -350149.74 |

NO. 3 - ACCOUNT showing by MAJOR HEADS the EXPENDITURE met from REVENUE of the UNION, UNION TERRITORY AND STATE GOVERNMENTS for the year ended 31st March, 2010 - Contd.

| EXPENDITURE HEADS (Revenue Account) | Total brought forward | STATE GOVERNMENTS | | | | | | Item No. |
|----------------------------------------------------------------------------------|-----------------------------|-------------------|----------------|----------------|----------------|----------------|-----------------|-------------|
| | | Maharashtra | Manipur | Meghalaya | Mizoram | Nagaland | Orissa | |
| Brought forward from pages 80-81 | 1294618.47 | 93447.55 | 2888.43 | 3182.38 | 2702.70 | 3252.44 | 24885.77 | 1 |
| D. GRANTS-IN-AID AND CONTRIBUTIONS- | | | | | | | | |
| 3601-Grants-in-aid to State Governments | 136915.44 | -- | -- | -- | -- | -- | -- | 2 |
| 3602-Grants-in-aid to Union Territory Governments | 4039.39 | -- | -- | -- | -- | -- | -- | 3 |
| 3603-Payment of States Share of Union Excise Duties | 0.00 | -- | -- | -- | -- | -- | -- | 4 |
| 3604-Compensation and assignment to Local bodies and Panchayati Raj Institutions | 9427.80 | 1078.93 | 125.97 | -- | -- | -- | 405.82 | 5 |
| 3605-Technical and Economic Co-operation with other countries | 1980.29 | -- | -- | -- | -- | -- | -- | 6 |
| 3606-Aid Materials and Equipment | 0.00 | 389.49 | -- | -- | -- | -- | -- | 7 |
| TOTAL : D-Grants-in-aid and Contributions | 152362.91 | 1468.42 | 125.97 | 0.00 | 0.00 | 0.00 | 405.82 | 8 |
| TOTAL: EXPENDITURE MET FROM REVENUE | 1446981.38 | 94915.97 | 3014.40 | 3182.38 | 2702.70 | 3252.44 | 25291.59 | 9 |
| Total : Revenue Receipts (See Account No. 2) | 1096831.64 | 86910.29 | 3873.14 | 3447.35 | 2963.50 | 3719.76 | 26430.21 | 10 |
| Surplus (+) Deficit (-) Government | -350149.74 | -8005.68 | 858.74 | 264.97 | 260.80 | 467.32 | 1138.62 | 11 |

NO. 3 - ACCOUNT showing by MAJOR HEADS the EXPENDITURE met from REVENUE of the UNION, UNION TERRITORY AND STATE GOVERNMENTS for the year ended 31st March, 2010 - Concl'd.

| Item No. | STATE GOVERNMENTS | | | | | | | | (₹ in crore) |
|-----------|-------------------|-----------------|----------------|-----------------|----------------|-----------------|-----------------|------------------|-------------------|
| | Punjab | Rajasthan | Sikkim | Tamil Nadu | Tripura | Uttar Pradesh | Uttarakhand | West Bengal | Total |
| 1 | 26961.03 | 40113.33 | 2738.04 | 55375.94 | 4118.17 | 86013.59 | 10332.74 | 58094.59 | 1708725.17 |
| 2 | -- | -- | -- | -- | -- | -- | -- | -- | 136915.44 |
| 3 | -- | -- | -- | -- | -- | -- | -- | -- | 4039.39 |
| 4 | -- | -- | -- | -- | -- | -- | -- | -- | 0.00 |
| 5 | 446.91 | 18.86 | -- | 3999.41 | 95.62 | 3360.02 | 324.73 | 405.29 | 19689.36 |
| 6 | -- | -- | -- | -- | -- | -- | -- | -- | 1980.29 |
| 7 | -- | -- | -- | -- | -- | -- | -- | -- | 389.49 |
| 8 | 446.91 | 18.86 | 0.00 | 3999.41 | 95.62 | 3360.02 | 324.73 | 405.29 | 163013.96 |
| 9 | 27407.94 | 40132.19 | 2738.04 | 59375.35 | 4213.79 | 89373.61 | 10657.47 | 58499.88 | 1871739.13 |
| 10 | 22156.58 | 35385.01 | 3254.39 | 55844.13 | 4401.35 | 96420.95 | 9486.13 | 36921.64 | 1488046.07 |
| 11 | -5251.36 | -4747.18 | 516.35 | -3531.22 | 187.56 | 7047.34 | -1171.34 | -21578.24 | -383693.06 |

**NO.4-ACCOUNT SHOWING BY MAJOR HEADS THE RECEIPTS AND EXPENDITURE (CAPITAL ACCOUNT) OF THE UNION,
UNION TERRITORY and STATE GOVERNMENTS for the year ended 31st March, 2010**

| (₹ in lakh) | | | | | | | | | | Item No. |
|----------------------------------------------------------------------------------|------------------|----------------------|-------------------|-------------------|----------|----------|--------------|-----------|--------------|----------|
| PART-I CONSOLIDATED FUND | Union Government | U.T.Govt. Puducherry | STATE GOVERNMENTS | | | | | | | |
| | | | Andhra Pradesh | Arunachal Pradesh | Assam | Bihar | Chhattisgarh | NCT Delhi | Goa | |
| RECEIPT HEADS (Capital Account) | | | | | | | | | | |
| 4000-Miscellaneous Capital Receipts | 2458143.08 | 3326.00 | -- | -- | -- | -- | 230.68 | -- | -- | 1 |
| TOTAL : RECEIPT HEADS (Capital Account) | 2458143.08 | 3326.00 | 0.00 | | 0.00 | 0.00 | 230.68 | 0.00 | 0.00 | 2 |
| EXPENDITURE HEADS (Capital Account) | | | | | | | | | | |
| A-CAPITAL ACCOUNT OF GENERAL SERVICES - | | | | | | | | | | |
| 4046-Capital Outlay on Currency, Coinage and Mint | -- | -- | -- | -- | -- | -- | -- | -- | -- | 3 |
| 4047-Capital Outlay on other Fiscal Services | 98684.77 | -- | -- | 506.45 | 400.00 | 8223.61 | -- | -- | -- | 4 |
| 4055-Capital outlay on Police | 537777.08 | 258.10 | 2204.15 | 206.00 | -- | 9368.32 | 49.64 | 41.76 | 309.89 | 5 |
| 4058-Capital Outlay on Stationery and Printing | 156.62 | -- | -- | 29.46 | -- | -- | -- | -- | 45.00 | 6 |
| 4059-Capital Outlay on Public Works | 77054.43 | 4157.17 | 5495.90 | 5097.80 | 7082.20 | 6066.45 | 7631.38 | 28300.21 | 4560.81 | 7 |
| 4070-Capital Outlay on other Administrative Services | 6558.10 | -- | 1453.12 | 400.62 | -- | 3790.00 | 0.11 | 7270.74 | 38.59 | 8 |
| 4075-Capital Outlay on Miscellaneous General Services | 79.89 | -- | -- | -- | -- | -- | -- | -- | 13000.00 | 9 |
| 4076-Capital Outlay on Defence Services | 5111236.59 | -- | -- | -- | -- | -- | -- | -- | -- | 10 |
| TOTAL: A-CAPITAL ACCOUNT OF GENERAL SERVICES | 5831547.48 | 4415.27 | 9153.17 | 6240.33 | 7482.20 | 27448.38 | 7681.13 | 35612.71 | 17954.29 | 11 |
| B-CAPITAL ACCOUNTS OF SOCIAL SERVICES- | | | | | | | | | | |
| (a) Capital Account of Education, Sports, Art and Culture - | | | | | | | | | | |
| 4202-Capital Outlay on Education, Sports, Art and Culture | 16696.77 | 1654.88 | 4235.39 | 3138.88 | 121.97 | 33396.37 | 18602.63 | 42323.69 | 6897.41 | 12 |
| Total (a) | 16696.77 | 1654.88 | 4235.39 | 3138.88 | 121.97 | 33396.37 | 18602.63 | 42323.69 | 6897.41 | 13 |
| (b) Capital Account of Health and Family Welfare- | | | | | | | | | | |
| 4210-Capital Outlay on Medical and Public Health | 58373.58 | 416.04 | 3985.07 | 719.07 | 457.12 | 12052.02 | 9662.26 | 15576.10 | 2069.71 | 14 |
| 4211-Capital Outlay on Family Welfare | 158.92 | -- | 25.00 | -- | -- | -- | -- | -- | (A) -1.65 | 15 |
| Total (b) | 58532.50 | 416.04 | 4010.07 | 719.07 | 457.12 | 12052.02 | 9662.26 | 15576.10 | 2068.06 | 16 |
| (c) Capital Account of Water Supply, Sanitation, Housing and Urban Development - | | | | | | | | | | |
| 4215-Capital Outlay on Water Supply and Sanitation | 9773.46 | 4930.98 | 29211.24 | 3129.35 | 23714.83 | 44804.54 | 1743.42 | -- | 11122.84 | 17 |
| 4216-Capital Outlay on Housing | 98831.32 | 476.53 | 1672.41 | 472.64 | 721.72 | 666.73 | 3014.93 | 1459.50 | 30.00 | 18 |
| 4217-Capital Outlay on Urban Development | 131007.44 | -- | -- | 7216.26 | 19917.12 | 1000.00 | 30529.00 | 123.19 | 199.66 | 19 |
| Total (c) | 239612.22 | 5407.51 | 30883.65 | 10818.25 | 44353.67 | 46471.27 | 35287.35 | 1582.69 | 11352.50 | 20 |
| (d) Capital Account of Information and Broadcasting- | | | | | | | | | | |
| 4220-Capital Outlay on Information and Publicity | 3558.44 | -- | -- | 11.73 | -- | 300.00 | 1.97 | -- | -- | 21 |
| 4221-Capital Outlay on Broadcasting | -- | -- | -- | -- | -- | -- | -- | -- | -- | 22 |
| Total (d) | 3558.44 | 0.00 | 0.00 | 11.73 | 0.00 | 300.00 | 1.97 | 0.00 | 0.00 | 23 |
| Total : B - Capital Account of Social Services (a to d) | 318399.93 | 7478.43 | 39129.11 | 14687.93 | 44932.76 | 92219.66 | 63554.21 | 59482.48 | 20317.97 | 24 |
| carried over to pages 90-91 | | | | | | | | | | |
| Total : A-Capital Account of General Services | 5831547.48 | 4415.27 | 9153.17 | 6240.33 | 7482.20 | 27448.38 | 7681.13 | 35612.71 | 17954.29 | 25 |

(A) Reasons for minus balance not recorded in the Finance Accounts.

**NO.4-ACCOUNT SHOWING BY MAJOR HEADS THE RECEIPTS AND EXPENDITURE (CAPITAL ACCOUNT) OF THE UNION,
UNION TERRITORY and STATE GOVERNMENTS for the year ended 31st March, 2010 - Contd.**

| Item No. | STATE GOVERNMENTS | | | | | | | | (₹ in lakh) |
|-----------|-------------------|-----------------|------------------|-------------------|-----------------|------------------|-----------------|-----------------|--------------------|
| | Gujarat | Haryana | Himachal Pradesh | Jammu and Kashmir | Jharkhand | Karnataka | Kerala | Madhya Pradesh | Total carried over |
| 1 | 13630.29 | 938.89 | -- | 2809.50 | -- | 6979.13 | 4896.23 | 2169.44 | 2493123.24 |
| 2 | 13630.29 | 938.89 | 0.00 | 2809.50 | 0.00 | 6979.13 | 4896.23 | 2169.44 | 2493123.24 |
| 3 | -- | -- | -- | -- | -- | -- | -- | -- | 0.00 |
| 4 | -- | -- | -- | -- | -- | -- | -- | -- | 107814.83 |
| 5 | 1760.00 | 4500.00 | 1611.50 | -- | 6724.13 | 9945.67 | 1.75 | 2094.96 | 576852.95 |
| 6 | -- | 7.49 | -- | 196.51 | -- | -- | 124.70 | 42.64 | 602.42 |
| 7 | 16763.96 | 14229.86 | 4744.04 | 20242.14 | 3304.97 | 39002.71 | 6533.71 | 9816.93 | 260084.67 |
| 8 | -- | -- | -- | 829.19 | 1232.06 | 36.79 | -- | -- | 21609.32 |
| 9 | 334.88 | -- | -- | 2580.72 | -- | -- | -- | -- | 15995.49 |
| 10 | -- | -- | -- | -- | -- | -- | -- | -- | 5111236.59 |
| 11 | 18858.84 | 18737.35 | 6355.54 | 23848.56 | 11261.16 | 48985.17 | 6660.16 | 11954.53 | 6094196.27 |
| 12 | 36190.30 | 11370.66 | 21468.67 | 28662.64 | 9824.06 | 21569.91 | 4948.42 | 23012.20 | 284114.85 |
| 13 | 36190.30 | 11370.66 | 21468.67 | 28662.64 | 9824.06 | 21569.91 | 4948.42 | 23012.20 | 284114.85 |
| 14 | 28960.02 | 7458.97 | 6948.34 | 28899.74 | 8487.28 | 32097.12 | 6264.53 | 7855.75 | 230282.72 |
| 15 | -- | -- | -- | -- | -- | -- | 0.61 | -- | 182.88 |
| 16 | 28960.02 | 7458.97 | 6948.34 | 28899.74 | 8487.28 | 32097.12 | 6265.14 | 7855.75 | 230465.60 |
| 17 | 72900.38 | 74190.23 | 28421.88 | 50500.27 | 27495.69 | 112632.49 | 19903.00 | 46472.60 | 560947.20 |
| 18 | 15777.55 | 2738.85 | 1205.19 | 932.22 | 1685.90 | 19290.01 | 890.89 | 2811.05 | 152677.44 |
| 19 | 9001.67 | -- | 1262.78 | 27018.06 | 29149.45 | 49050.36 | -- | 6874.25 | 312349.24 |
| 20 | 97679.60 | 76929.08 | 30889.85 | 78450.55 | 58331.04 | 180972.86 | 20793.89 | 56157.90 | 1025973.88 |
| 21 | 58.20 | -- | 9.97 | 149.09 | -- | 600.00 | -- | -- | 4689.40 |
| 22 | -- | -- | -- | -- | -- | -- | -- | -- | 0.00 |
| 23 | 58.20 | 0.00 | 9.97 | 149.09 | 0.00 | 600.00 | 0.00 | 0.00 | 4689.40 |
| 24 | 162888.12 | 95758.71 | 59316.83 | 136162.02 | 76642.38 | 235239.89 | 32007.45 | 87025.85 | 1545243.73 |
| 25 | 18858.84 | 18737.35 | 6355.54 | 23848.56 | 11261.16 | 48985.17 | 6660.16 | 11954.53 | 6094196.27 |

**NO.4-ACCOUNT SHOWING BY MAJOR HEADS THE RECEIPTS AND EXPENDITURE (CAPITAL ACCOUNT) OF THE UNION,
UNION TERRITORY and STATE GOVERNMENTS for the year ended 31st March, 2010 - Contd.**

| (₹ in lakh) | | | | | | | | Item No. |
|----------------------------------------------------------------------------------|-----------------------|-------------------|----------|-----------|----------|----------|----------|----------|
| PART-I CONSOLIDATED FUND | Total brought forward | STATE GOVERNMENTS | | | | | | |
| | | Maharashtra | Manipur | Meghalaya | Mizoram | Nagaland | Orissa | |
| RECEIPT HEADS (Capital Account) | | | | | | | | |
| 4000-Miscellaneous Capital Receipts | 2493123.24 | 2506.58 | -- | -- | -- | -- | -- | 1 |
| TOTAL : RECEIPT HEADS (Capital Account) | 2493123.24 | 2506.58 | 0.00 | 0.00 | 0.00 | 0.00 | 0.00 | 2 |
| EXPENDITURE HEADS (Capital Account) | | | | | | | | |
| A-CAPITAL ACCOUNT OF GENERAL SERVICES - | | | | | | | | |
| 4046-Capital Outlay on Currency, Coinage and Mint | 0.00 | -- | -- | -- | -- | -- | -- | 3 |
| 4047-Capital Outlay on other Fiscal Services | 107814.83 | -- | -- | -- | -- | -- | -- | 4 |
| 4055-Capital outlay on Police | 576852.95 | 32496.09 | 50.00 | 655.65 | 850.57 | 5523.83 | 1419.50 | 5 |
| 4058-Capital Outlay on Stationery and Printing | 602.42 | 322.71 | -- | 128.05 | -- | -- | -- | 6 |
| 4059-Capital Outlay on Public Works | 260084.67 | 28919.23 | 10236.50 | 4056.50 | 1748.89 | 13833.55 | 16354.97 | 7 |
| 4070-Capital Outlay on other Administrative Services | 21609.32 | 9463.26 | 15.00 | -- | -- | -- | -- | 8 |
| 4075-Capital Outlay on Miscellaneous General Services | 15995.49 | -- | -- | -- | -- | -- | -- | 9 |
| 4076-Capital Outlay on Defence Services | 5111236.59 | -- | -- | -- | -- | -- | -- | 10 |
| TOTAL:A-CAPITAL ACCOUNT OF GENERAL SERVICES | 6094196.27 | 71201.29 | 10301.50 | 4840.20 | 2599.46 | 19357.38 | 17774.47 | 11 |
| B-CAPITAL ACCOUNTS OF SOCIAL SERVICES- | | | | | | | | |
| (a) Capital Account of Education, Sports, Art and Culture - | | | | | | | | |
| 4202-Capital Outlay on Education, Sports, Art and Culture | 284114.85 | 17683.23 | 10929.60 | 257.67 | 3835.86 | 4994.54 | 1311.26 | 12 |
| Total (a) | 284114.85 | 17683.23 | 10929.60 | 257.67 | 3835.86 | 4994.54 | 1311.26 | 13 |
| (b) Capital Account of Health and Family Welfare- | | | | | | | | |
| 4210-Capital Outlay on Medical and Public Health | 230282.72 | 21558.83 | 7999.63 | 2160.01 | -- | 1944.88 | 2460.57 | 14 |
| 4211-Capital Outlay on Family Welfare | 182.88 | -- | -- | -- | -- | -- | -- | 15 |
| Total (b) | 230465.60 | 21558.83 | 7999.63 | 2160.01 | 0.00 | 1944.88 | 2460.57 | 16 |
| (c) Capital Account of Water Supply, Sanitation, Housing and Urban Development - | | | | | | | | |
| 4215-Capital Outlay on Water Supply and Sanitation | 560947.20 | 37075.04 | 15866.31 | 9635.02 | 6028.09 | 7913.77 | 33416.19 | 17 |
| 4216-Capital Outlay on Housing | 152677.44 | 3435.52 | 997.25 | 672.56 | 759.98 | 5162.51 | 4478.77 | 18 |
| 4217-Capital Outlay on Urban Development | 312349.24 | 23114.16 | 13064.23 | 1399.60 | 4336.99 | 7981.05 | 819.90 | 19 |
| Total (c) | 1025973.88 | 63624.72 | 29927.79 | 11707.18 | 11125.06 | 21057.33 | 38714.86 | 20 |
| (d) Capital Account of Information and Broadcasting- | | | | | | | | |
| 4220-Capital Outlay on Information and Publicity | 4689.40 | -- | 19.99 | -- | 24.29 | 7.96 | -- | 21 |
| 4221-Capital Outlay on Broadcasting | 0.00 | -- | -- | -- | -- | -- | -- | 22 |
| Total (d) | 4689.40 | 0.00 | 19.99 | 0.00 | 24.29 | 7.96 | 0.00 | 23 |
| Total : B - Capital Account of Social Services (a to d) | 1545243.73 | 102866.78 | 48877.01 | 14124.86 | 14985.21 | 28004.71 | 42486.69 | 24 |
| carried over to pages 92-93 | | | | | | | | |
| Total : A-Capital Account of General Services | 6094196.27 | 71201.29 | 10301.50 | 4840.20 | 2599.46 | 19357.38 | 17774.47 | 25 |

**NO.4-ACCOUNT SHOWING BY MAJOR HEADS THE RECEIPTS AND EXPENDITURE (CAPITAL ACCOUNT) OF THE UNION,
UNION TERRITORY and STATE GOVERNMENTS for the year ended 31st March, 2010- Contd.**

| Item No. | STATE GOVERNMENTS | | | | | | | | (₹ in lakh) |
|----------|-------------------|------------------|-----------------|------------------|-----------------|------------------|-----------------|-----------------|-------------------|
| | Punjab | Rajasthan | Sikkim | Tamil Nadu | Tripura | Uttar Pradesh | Uttarakhand | West Bengal | Total |
| 1 | 50.41 | 893.84 | -- | -- | -- | -- | -- | -- | 2496574.07 |
| 2 | 50.41 | 893.84 | 0.00 | 0.00 | 0.00 | 0.00 | 0.00 | 0.00 | 2496574.07 |
| 3 | -- | -- | -- | -- | -- | -- | -- | -- | 0.00 |
| 4 | -- | (A) -68800.00 | -- | -- | -- | -- | -- | -- | 39014.83 |
| 5 | 5606.31 | 7136.56 | 238.45 | 13562.06 | 2691.70 | 19796.38 | 1154.54 | 1278.97 | 669313.56 |
| 6 | 0.09 | -- | -- | -- | -- | 147.00 | 22.60 | -- | 1222.87 |
| 7 | 6874.16 | 3913.51 | 8648.25 | 39266.75 | 6943.09 | 22307.48 | 9766.70 | 11465.63 | 444419.88 |
| 8 | 89.38 | 25.37 | -- | 150.36 | 11750.50 | 18469.20 | -- | 2986.37 | 64558.76 |
| 9 | -- | -- | -- | -- | 1.71 | 376.62 | -- | -- | 16373.82 |
| 10 | -- | -- | -- | -- | -- | -- | -- | -- | 5111236.59 |
| 11 | 12569.94 | -57724.56 | 8886.70 | 52979.17 | 21387.00 | 61096.68 | 10943.84 | 15730.97 | 6346140.31 |
| 12 | 17628.38 | 6654.76 | 2748.39 | 36157.71 | 11792.00 | 52667.47 | 5304.54 | 7162.80 | 463243.06 |
| 13 | 17628.38 | 6654.76 | 2748.39 | 36157.71 | 11792.00 | 52667.47 | 5304.54 | 7162.80 | 463243.06 |
| 14 | 1083.40 | 2773.06 | 342.54 | 35316.50 | 6820.08 | 126374.90 | 3803.05 | 21264.35 | 464184.52 |
| 15 | -- | -- | -- | 10114.62 | -- | -- | 383.01 | -- | 10680.51 |
| 16 | 1083.40 | 2773.06 | 342.54 | 45431.12 | 6820.08 | 126374.90 | 4186.06 | 21264.35 | 474865.03 |
| 17 | 24033.28 | 181985.85 | 7592.27 | 80408.60 | 16950.83 | 3058.92 | -- | 44488.87 | 1029400.24 |
| 18 | 427.55 | 702.39 | 4539.71 | 12255.47 | 4000.05 | 7707.95 | 501.15 | 7299.74 | 205618.04 |
| 19 | 24801.22 | 45921.08 | 5991.66 | 28382.14 | -- | 246615.25 | -- | 1721.07 | 716497.59 |
| 20 | 49262.05 | 228609.32 | 18123.64 | 121046.21 | 20950.88 | 257382.12 | 501.15 | 53509.68 | 1951515.87 |
| 21 | 99.88 | 38.02 | 99.97 | 48.90 | 350.00 | -- | -- | 100.47 | 5478.88 |
| 22 | -- | -- | -- | -- | -- | -- | -- | -- | 0.00 |
| 23 | 99.88 | 38.02 | 99.97 | 48.90 | 350.00 | 0.00 | 0.00 | 100.47 | 5478.88 |
| 24 | 68073.71 | 238075.16 | 21314.54 | 202683.94 | 39912.96 | 436424.49 | 9991.75 | 82037.30 | 2895102.84 |
| 25 | 12569.94 | -57724.56 | 8886.70 | 52979.17 | 21387.00 | 61096.68 | 10943.84 | 15730.97 | 6346140.31 |

(A) Minus figure is due to deposit of unspent amount of "Rajasthan state investment Fund" lying under Major Head-8235.

**NO.4-ACCOUNT SHOWING BY MAJOR HEADS THE RECEIPTS AND EXPENDITURE (CAPITAL ACCOUNT) OF THE UNION,
UNION TERRITORY and STATE GOVERNMENTS for the year ended 31st March, 2010- Contd.**

| (₹ in lakh) | | | | | | | | | | |
|----------------------------------------------------------------------------------------------------------|-------------------|----------------------|-------------------|-------------------|-----------------|------------------|-----------------|-----------------|-----------------|-----------|
| | Union Government | U.T.Govt. Puducherry | STATE GOVERNMENTS | | | | | | | Item No. |
| | | | Andhra Pradesh | Arunachal Pradesh | Assam | Bihar | Chhattisgarh | NCT Delhi | Goa | |
| Total : A-Capital Account of General Services brought forward from pages 86-87 | 5831547.48 | 4415.27 | 9153.17 | 6240.33 | 7482.20 | 27448.38 | 7681.13 | 35612.71 | 17954.29 | 1 |
| Total : B-Capital Account of Social Services (a to d) brought forward from pages 86-87 | 318399.93 | 7478.43 | 39129.11 | 14687.93 | 44932.76 | 92219.66 | 63554.21 | 59482.48 | 20317.97 | 2 |
| (e) Capital Account of Welfare of Scheduled Castes, Scheduled Tribes and other Backward Classes - | | | | | | | | | | |
| 4225-Capital Outlay on Welfare of Scheduled Castes, Scheduled Tribes and other Backward Classes | 25073.01 | 452.00 | 23053.75 | -- | 45.00 | 2617.46 | 16008.49 | 2106.61 | 616.66 | 3 |
| Total (e) | 25073.01 | 452.00 | 23053.75 | 0.00 | 45.00 | 2617.46 | 16008.49 | 2106.61 | 616.66 | 4 |
| (g) Capital Account of Social Welfare and Nutrition - | | | | | | | | | | |
| 4235-Capital Outlay on Social Security and Welfare | 6158.46 | 142.50 | 942.64 | 611.18 | 132.85 | 15359.16 | 55.97 | 1705.27 | 157.68 | 5 |
| 4236-Capital Outlay on Nutrition | -- | -- | -- | -- | -- | -- | -- | -- | -- | 6 |
| Total (g) | 6158.46 | 142.50 | 942.64 | 611.18 | 132.85 | 15359.16 | 55.97 | 1705.27 | 157.68 | 7 |
| (h) Capital Account of other Social Services - | | | | | | | | | | |
| 4250-Capital Outlay on Other Social Services | 7369.28 | 109.94 | 818.55 | 61.13 | 111.79 | 2058.46 | 591.75 | 399.52 | 5.37 | 8 |
| Total (h) | 7369.28 | 109.94 | 818.55 | 61.13 | 111.79 | 2058.46 | 591.75 | 399.52 | 5.37 | 9 |
| TOTAL : B-CAPITAL ACCOUNT OF SOCIAL SERVICES | 357000.68 | 8182.87 | 63944.05 | 15360.24 | 45222.40 | 112254.74 | 80210.42 | 63693.88 | 21097.68 | 10 |
| C-CAPITAL ACCOUNT OF ECONOMIC SERVICES - | | | | | | | | | | |
| (a) Capital Account of Agriculture and Allied Activities- | | | | | | | | | | |
| 4401-Capital Outlay on Crop Husbandry | 981.33 | 340.90 | -- | -- | -- | -- | -0.20 | 14.88 | 119.91 | 11 |
| 4402-Capital Outlay on Soil and Water Conservation | 1844.42 | -- | -- | 145.68 | -- | -- | 2644.86 | -- | 259.98 | 12 |
| 4403-Capital Outlay on Animal Husbandry | 973.26 | -- | 420.64 | 466.16 | 214.18 | -- | 54.05 | 27.87 | 155.56 | 13 |
| 4404-Capital Outlay on Dairy Development | 99.91 | 54.00 | 34.53 | -- | 90.00 | -- | -- | -- | -- | 14 |
| 4405-Capital Outlay on Fisheries | 2153.59 | 744.51 | 5.19 | 99.75 | 14.65 | -- | 2.50 | -- | 76.68 | 15 |
| 4406-Capital Outlay on Forestry and Wildlife | 4494.71 | -- | 83.38 | -- | 67.47 | -- | 3308.76 | 799.23 | 398.05 | 16 |
| 4407-Capital Outlay on Plantations | 1500.00 | -- | -- | -- | -- | -- | -- | -- | -- | 17 |
| 4408-Capital Outlay on Food Storage and Warehousing | 6513.85 | -- | -- | 122.22 | 100.00 | -- | 4.60 | -- | 570.44 | 18 |
| 4415-Capital Outlay on Agricultural Research and Education | -- | -- | -- | -- | -- | -- | -- | -- | -- | 19 |
| 4416-Investments in Agricultural Financial Institutions | -- | -- | (A) | -- | -- | -- | -- | -- | -- | 20 |
| 4425-Capital Outlay on Co-operation | 22.25 | 232.99 | -485.61 | 60.47 | 315.00 | 100.00 | 690.00 | -0.10 | 477.30 | 21 |
| 4435-Capital Outlay on other Agricultural Programmes | 20.56 | 25.00 | -- | -- | -- | -- | -- | -- | -- | 22 |
| Total (a) | 18603.88 | 1397.40 | 58.13 | 894.28 | 801.30 | 100.00 | 6704.57 | 841.88 | 2057.92 | 23 |
| (b) Capital Account of Rural Development - | | | | | | | | | | |
| 4515-Capital Outlay on other Rural Development Programmes | 1088.40 | -- | -- | 2708.50 | -- | 85264.98 | 14486.74 | 15385.16 | 280.59 | 24 |
| Total (b) | 1088.40 | 0.00 | 0.00 | 2708.50 | 0.00 | 85264.98 | 14486.74 | 15385.16 | 280.59 | 25 |
| (c) Capital Account of Special Areas Programme - | | | | | | | | | | |
| 4551-Capital Outlay on Hill Areas | -- | -- | -- | -- | -- | -- | -- | -- | 268.69 | 26 |
| 4552-Capital Outlay on North Eastern Areas | 19799.58 | -- | -- | 6649.05 | 29163.38 | -- | -- | -- | -- | 27 |
| 4575-Capital Outlay on other Special Areas Programmes | -- | -- | -- | -- | -- | -- | -- | -- | -- | 28 |
| Total (c) | 19799.58 | 0.00 | 0.00 | 6649.05 | 29163.38 | 0.00 | 0.00 | 0.00 | 268.69 | 29 |
| Total : C-Capital Account of Economic Services (a+b+c) carried over to pages 94-95 | 39491.86 | 1397.40 | 58.13 | 10251.83 | 29964.68 | 85364.98 | 21191.31 | 16227.04 | 2607.20 | 30 |
| Total : A + B carried over to pages 94-95 | 6188548.16 | 12598.14 | 73097.22 | 21600.57 | 52704.60 | 139703.12 | 87891.55 | 99306.59 | 39051.97 | 31 |

(A) Reasons for minus figure not recorded in the Finance Accounts.

**NO.4-ACCOUNT SHOWING BY MAJOR HEADS THE RECEIPTS AND EXPENDITURE (CAPITAL ACCOUNT) OF THE UNION,
UNION TERRITORY and STATE GOVERNMENTS for the year ended 31st March, 2010 - Contd.**

| Item No. | STATE GOVERNMENTS | | | | | | | | (₹ in lakh) |
|----------|-------------------|-----------|------------------|-------------------|-----------|-----------|----------|----------------|--------------------|
| | Gujarat | Haryana | Himachal Pradesh | Jammu and Kashmir | Jharkhand | Karnataka | Kerala | Madhya Pradesh | Total carried over |
| 1 | 18858.84 | 18737.35 | 6355.54 | 23848.56 | 11261.16 | 48985.17 | 6660.16 | 11954.53 | 6094196.27 |
| 2 | 162888.12 | 95758.71 | 59316.83 | 136162.02 | 76642.38 | 235239.89 | 32007.45 | 87025.85 | 1545243.73 |
| 3 | 5657.17 | 280.00 | 908.46 | 722.26 | 5808.01 | 23973.41 | 3786.95 | 25839.99 | 136949.23 |
| 4 | 5657.17 | 280.00 | 908.46 | 722.26 | 5808.01 | 23973.41 | 3786.95 | 25839.99 | 136949.23 |
| 5 | 644.86 | 1759.13 | 719.07 | 20923.99 | -- | 4819.14 | 384.26 | 4702.87 | 59219.03 |
| 6 | 10964.00 | -- | -- | 4786.39 | -- | -- | -- | -- | 15750.39 |
| 7 | 11608.86 | 1759.13 | 719.07 | 25710.38 | 0.00 | 4819.14 | 384.26 | 4702.87 | 74969.42 |
| 8 | 23666.66 | 9202.31 | 10.00 | -- | -- | 1035.29 | 184.22 | 207.68 | 45831.95 |
| 9 | 23666.66 | 9202.31 | 10.00 | 0.00 | 0.00 | 1035.29 | 184.22 | 207.68 | 45831.95 |
| 10 | 203820.81 | 107000.15 | 60954.36 | 162594.66 | 82450.39 | 265067.73 | 36362.88 | 117776.39 | 1802994.33 |
| 11 | 183.13 | -- | 1095.03 | 6486.69 | -- | 1150.00 | 197.57 | -- | 10569.24 |
| 12 | 180.89 | -- | 4863.56 | 637.88 | -- | -- | 1320.70 | -- | 11897.97 |
| 13 | 23.72 | -- | 860.02 | 1575.88 | -- | 3967.84 | 411.23 | 42.79 | 9193.20 |
| 14 | -- | -- | -- | -- | -- | -- | -- | -- | 278.44 |
| 15 | -0.59 | 8.18 | 284.00 | 1059.80 | 491.32 | 651.62 | 6887.54 | 19.98 | 12498.72 |
| 16 | 28610.47 | -- | 831.31 | 6717.75 | -- | 295.57 | 1321.92 | 2131.58 | 49060.20 |
| 17 | -- | -- | -- | -- | -- | -- | -- | -- | 1500.00 |
| 18 | 199.20 | 101459.13 | 18.33 | 8513.23 | -- | -- | 1227.40 | 222.91 | 118951.31 |
| 19 | -- | -- | -- | 5405.18 | -- | -- | -- | -- | 5405.18 |
| 20 | -- | -- | -- | -- | -- | -- | -- | -- | 0.00 |
| 21 | -86.69 | 1638.69 | 20.79 | 1242.04 | 150.00 | 324.11 | 4393.03 | 300.00 | 9394.27 |
| 22 | -0.04 | -- | -- | -- | -- | -- | 34.58 | -- | 80.10 |
| 23 | 29110.09 | 103106.00 | 7973.04 | 31638.45 | 641.32 | 6389.14 | 15793.97 | 2717.26 | 228828.63 |
| 24 | -- | -- | 10.00 | 16181.58 | 69080.92 | 7393.16 | 500.00 | 43336.35 | 255716.38 |
| 25 | 0.00 | 0.00 | 10.00 | 16181.58 | 69080.92 | 7393.16 | 500.00 | 43336.35 | 255716.38 |
| 26 | -- | -- | -- | -- | -- | -- | -- | -- | 268.69 |
| 27 | -- | -- | -- | -- | -- | -- | -- | -- | 55612.01 |
| 28 | -- | -- | -- | 14253.04 | -- | -- | -- | -- | 14253.04 |
| 29 | 0.00 | 0.00 | 0.00 | 14253.04 | 0.00 | 0.00 | 0.00 | 0.00 | 70133.74 |
| 30 | 29110.09 | 103106.00 | 7983.04 | 62073.07 | 69722.24 | 13782.30 | 16293.97 | 46053.61 | 554678.75 |
| 31.00 | 222679.65 | 125737.50 | 67309.90 | 186443.22 | 93711.55 | 314052.90 | 43023.04 | 129730.92 | 7897190.60 |

**NO.4-ACCOUNT SHOWING BY MAJOR HEADS THE RECEIPTS AND EXPENDITURE (CAPITAL ACCOUNT) OF THE UNION,
UNION TERRITORY and STATE GOVERNMENTS for the year ended 31st March, 2010 - Contd.**

| | Total brought forward | STATE GOVERNMENTS | | | | | | Item No. |
|----------------------------------------------------------------------------------------------------------|-----------------------------|-------------------|-----------------|-----------------|-----------------|-----------------|-----------------|-------------|
| | | Maharashtra | Manipur | Meghalaya | Mizoram | Nagaland | Orissa | |
| (₹ in lakh) | | | | | | | | |
| Total : A-Capital Account of General Services brought forward from pages 88-89 | 6094196.27 | 71201.29 | 10301.50 | 4840.20 | 2599.46 | 19357.38 | 17774.47 | 1 |
| Total : B-Capital Account of Social Services (a to d) brought forward from pages 88-89 | 1545243.73 | 102866.78 | 48877.01 | 14124.86 | 14985.21 | 28004.71 | 42486.69 | 2 |
| (e) Capital Account of Welfare of Scheduled Castes, Scheduled Tribes and other Backward Classes - | | | | | | | | |
| 4225-Capital Outlay on Welfare of Scheduled Castes, Scheduled Tribes and other Backward Classes | 136949.23 | 31081.56 | 5412.84 | -- | -- | -- | 13355.78 | 3 |
| Total (e) | 136949.23 | 31081.56 | 5412.84 | 0.00 | 0.00 | 0.00 | 13355.78 | 4 |
| (g) Capital Account of Social Welfare and Nutrition - | | | | | | | | |
| 4235-Capital Outlay on Social Security and Welfare | 59219.03 | 6096.79 | 1409.69 | 19.90 | 36.16 | 142.35 | -- | 5 |
| 4236-Capital Outlay on Nutrition | 15750.39 | -- | -- | -- | -- | -- | -- | 6 |
| Total (g) | 74969.42 | 6096.79 | 1409.69 | 19.90 | 36.16 | 142.35 | 0.00 | 7 |
| (h) Capital Account of other Social Services - | | | | | | | | |
| 4250-Capital Outlay on Other Social Services | 45831.95 | 7840.26 | 210.34 | -- | -- | 355.00 | 428.00 | 8 |
| Total (h) | 45831.95 | 7840.26 | 210.34 | 0.00 | 0.00 | 355.00 | 428.00 | 9 |
| TOTAL : B-CAPITAL ACCOUNT OF SOCIAL SERVICES | 1802994.33 | 147885.39 | 55909.88 | 14144.76 | 15021.37 | 28502.06 | 56270.47 | 10 |
| C-CAPITAL ACCOUNT OF ECONOMIC SERVICES - | | | | | | | | |
| (a) Capital Account of Agriculture and Allied Activities- | | | | | | | | |
| 4401-Capital Outlay on Crop Husbandry | 10569.24 | 148.41 | -- | 383.23 | 55.00 | 1321.00 | -- | 11 |
| 4402-Capital Outlay on Soil and Water Conservation | 11897.97 | 27594.70 | -- | -- | 405.00 | 40.00 | -- | 12 |
| 4403-Capital Outlay on Animal Husbandry | 9193.20 | 239.61 | 174.37 | -- | -- | 70.23 | 3120.85 | 13 |
| 4404-Capital Outlay on Dairy Development | 278.44 | 55.52 | -- | -- | -- | -- | -- | 14 |
| 4405-Capital Outlay on Fisheries | 12498.72 | 3260.55 | 86.16 | 8.95 | -- | 194.00 | 504.31 | 15 |
| 4406-Capital Outlay on Forestry and Wildlife | 49060.20 | 4061.49 | -- | 1195.49 | 139.00 | 354.62 | 5400.14 | 16 |
| 4407-Capital Outlay on Plantations | 1500.00 | -- | -- | -- | -- | -- | -- | 17 |
| 4408-Capital Outlay on Food Storage and Warehousing | 118951.31 | 99627.38 | 580.15 | -- | 10739.93 | 436.65 | -- | 18 |
| 4415-Capital Outlay on Agricultural Research and Education | 5405.18 | 71.67 | -- | -- | -- | -- | -- | 19 |
| 4416-Investments in Agricultural Financial Institutions | 0.00 | -- | -- | 15.00 | -- | -- | -- | 20 |
| 4425-Capital Outlay on Co-operation | 9394.27 | 15289.74 | 80.50 | 349.00 | 47.60 | 519.44 | 226.00 | 21 |
| 4435-Capital Outlay on other Agricultural Programmes | 80.10 | -- | -- | 15.00 | 27.00 | -- | -- | 22 |
| Total (a) | 228828.63 | 150349.07 | 921.18 | 1966.67 | 11413.53 | 2935.94 | 9251.30 | 23 |
| (b) Capital Account of Rural Development - | | | | | | | | |
| 4515-Capital Outlay on other Rural Development Programmes | 255716.38 | 60075.90 | -- | 32.32 | 548.01 | -- | -- | 24 |
| Total (b) | 255716.38 | 60075.90 | 0.00 | 32.32 | 548.01 | 0.00 | 0.00 | 25 |
| (c) Capital Account of Special Areas Programme - | | | | | | | | |
| 4551-Capital Outlay on Hill Areas | 268.69 | 5213.84 | -- | -- | -- | -- | -- | 26 |
| 4552-Capital Outlay on North Eastern Areas | 55612.01 | -- | 2181.07 | 2619.02 | -- | 3296.63 | -- | 27 |
| 4575-Capital Outlay on other Special Areas Programmes | 14253.04 | -- | -- | -- | 2201.00 | 6426.18 | -- | 28 |
| Total (c) | 70133.74 | 5213.84 | 2181.07 | 2619.02 | 2201.00 | 9722.81 | 0.00 | 29 |
| Total : C-Capital Account of Economic Services (a+b+c) carried over to pages 96-97 | 554678.75 | 215638.81 | 3102.25 | 4618.01 | 14162.54 | 12658.75 | 9251.30 | 30 |
| Total : A + B carried over to pages 96-97 | 7897190.60 | 219086.68 | 66211.38 | 18984.96 | 17620.83 | 47859.44 | 74044.94 | 31 |

**NO.4-ACCOUNT SHOWING BY MAJOR HEADS THE RECEIPTS AND EXPENDITURE (CAPITAL ACCOUNT) OF THE UNION,
UNION TERRITORY and STATE GOVERNMENTS for the year ended 31st March, 2010 - Contd.**

| Item No. | STATE GOVERNMENTS | | | | | | | | (₹ in lakh) |
|----------|-------------------|-----------|----------|------------|----------|---------------|-------------|-------------|-------------|
| | Punjab | Rajasthan | Sikkim | Tamil Nadu | Tripura | Uttar Pradesh | Uttarakhand | West Bengal | Total |
| 1 | 12569.94 | -57724.56 | 8886.70 | 52979.17 | 21387.00 | 61096.68 | 10943.84 | 15730.97 | 6346140.31 |
| 2 | 68073.71 | 238075.16 | 21314.54 | 202683.94 | 39912.96 | 436424.49 | 9991.75 | 82037.30 | 2895102.84 |
| 3 | -- | 9492.16 | 142.40 | 11099.37 | 4619.84 | 8321.13 | 616.57 | 2563.70 | 223654.58 |
| 4 | 0.00 | 9492.16 | 142.40 | 11099.37 | 4619.84 | 8321.13 | 616.57 | 2563.70 | 223654.58 |
| 5 | 46.19 | 656.93 | 606.62 | 294.88 | 1.47 | 18519.67 | 251.09 | 2580.63 | 89881.40 |
| 6 | -- | 1442.35 | -- | -- | 7.20 | -- | -- | -- | 17199.94 |
| 7 | 46.19 | 2099.28 | 606.62 | 294.88 | 8.67 | 18519.67 | 251.09 | 2580.63 | 107081.34 |
| 8 | 1803.45 | 906.31 | -- | 987.62 | 100.47 | 6936.53 | 0.28 | 1822.72 | 67222.93 |
| 9 | 1803.45 | 906.31 | 0.00 | 987.62 | 100.47 | 6936.53 | 0.28 | 1822.72 | 67222.93 |
| 10 | 69923.35 | 250572.91 | 22063.56 | 215065.81 | 44641.94 | 470201.82 | 10859.69 | 89004.35 | 3293061.69 |
| 11 | -2.52 | 2612.89 | 647.65 | 804.00 | 1494.46 | (A) -9453.64 | (A) -778.86 | 467.26 | 8268.12 |
| 12 | 82.07 | 2490.24 | -- | 4822.12 | 528.79 | -- | -- | -- | 47860.89 |
| 13 | 240.00 | 82.15 | 69.26 | 279.05 | 943.52 | 1222.74 | 446.64 | 741.03 | 16822.65 |
| 14 | (B) -40.11 | -- | -- | -- | -- | -69.00 | -- | 50.22 | 275.07 |
| 15 | -- | 8.41 | 23.47 | 209.35 | 50.00 | -- | 145.01 | 3207.07 | 20196.00 |
| 16 | -- | 3842.41 | 665.69 | 10145.74 | 3253.73 | 18815.16 | 1339.50 | 2483.19 | 100756.36 |
| 17 | -- | -- | -- | 45.92 | -- | 562.07 | -- | 36.75 | 2144.74 |
| 18 | 15.73 | -- | 49.24 | 1195.00 | 292.47 | 407378.65 | 6390.19 | 477.75 | 646134.45 |
| 19 | -- | -- | -- | 199.04 | 1278.71 | 16732.44 | -- | 76.62 | 23763.66 |
| 20 | -- | -- | -- | -- | -- | -- | -- | -- | 15.00 |
| 21 | (B) -32.75 | 2864.15 | 1.00 | 74708.06 | 443.35 | 358.20 | (B) -288.83 | 395.25 | 104354.98 |
| 22 | -- | -- | 9.00 | 1455.89 | 385.47 | -- | -- | 2709.20 | 4681.66 |
| 23 | 262.42 | 11900.25 | 1465.31 | 93864.17 | 8670.50 | 435546.62 | 7253.65 | 10644.34 | 975273.58 |
| 24 | 9310.64 | 18237.00 | 3393.30 | 123294.34 | 3167.84 | 239441.35 | 7061.04 | 264.13 | 720542.25 |
| 25 | 9310.64 | 18237.00 | 3393.30 | 123294.34 | 3167.84 | 239441.35 | 7061.04 | 264.13 | 720542.25 |
| 26 | -- | -- | -- | 4122.28 | -- | 2620.50 | -- | 21.65 | 12246.96 |
| 27 | -- | -- | -- | -- | 6787.50 | -- | -- | -- | 70496.23 |
| 28 | -- | 10197.73 | 1178.75 | -- | -- | 102076.46 | -- | 23069.24 | 159402.40 |
| 29 | 0.00 | 10197.73 | 1178.75 | 4122.28 | 6787.50 | 104696.96 | 0.00 | 23090.89 | 242145.59 |
| 30 | 9573.06 | 40334.98 | 6037.36 | 221280.79 | 18625.84 | 779684.93 | 14314.69 | 33999.36 | 1937961.42 |
| 31 | 82493.29 | 192848.35 | 30950.26 | 268044.98 | 66028.94 | 531298.50 | 21803.53 | 104735.32 | 9639202.00 |

(A) Reasons for minus expenditure not recorded in the Finance Accounts.

(B) Minus Expenditure is due to excess of receipts over expenditure during the year.

**NO.4-ACCOUNT SHOWING BY MAJOR HEADS THE RECEIPTS AND EXPENDITURE (CAPITAL ACCOUNT) OF THE UNION,
UNION TERRITORY and STATE GOVERNMENTS for the year ended 31st March, 2010 - Contd.**

| (₹ in lakh) | | | | | | | | | | |
|------------------------------------------------------------------------------------------------|-------------------|----------------------|-------------------|-------------------|------------------|------------------|------------------|-----------------|-----------------|-----------|
| | Union Government | U.T.Govt. Puducherry | STATE GOVERNMENTS | | | | | | | Item No. |
| | | | Andhra Pradesh | Arunachal Pradesh | Assam | Bihar | Chhattisgarh | NCT Delhi | Goa | |
| Total : A + B brought forward from pages 90-91 | 6188548.16 | 12598.14 | 73097.22 | 21600.57 | 52704.60 | 139703.12 | 87891.55 | 99306.59 | 39051.97 | 1 |
| Total : C-Capital Account of Economic Services (a+b+c) brought forward from pages 90-91 | 39491.86 | 1397.40 | 58.13 | 10251.83 | 29964.68 | 85364.98 | 21191.31 | 16227.04 | 2607.20 | 2 |
| (d) Capital Account of Irrigation and Flood Control - | | | | | | | | | | |
| 4700-Capital outlay on Major Irrigation | -- | -- | -- | -- | -- | 47088.13 | 35887.84 | -- | -- | 3 |
| 4701-Capital Outlay on Medium Irrigation | 260.00 | -- | 1017486.32 | -- | 9356.20 | 4297.09 | 10573.42 | -- | 8299.99 | 4 |
| 4702-Capital Outlay on Minor Irrigation | 559.16 | 557.24 | 77193.98 | 909.82 | 44868.15 | 7167.42 | 46246.81 | 29.97 | 3511.34 | 5 |
| 4705-Capital Outlay on Command Area Development | 219.99 | -- | 177.41 | -- | 795.80 | -- | 3865.09 | -- | 85.47 | 6 |
| 4711-Capital Outlay on Flood Control Projects | 1522.89 | 3136.61 | 29067.00 | 2921.38 | 30005.56 | 76309.62 | 538.70 | 6274.04 | 6660.38 | 7 |
| Total (d) | 2562.04 | 3693.85 | 1123924.71 | 3831.20 | 85025.71 | 134862.26 | 97111.86 | 6304.01 | 18557.18 | 8 |
| (e) Capital Account of Energy - | | | | | | | | | | |
| 4801-Capital Outlay on Power Projects | 128349.22 | 4770.72 | 1000.00 | 29357.61 | 18067.74 | 37600.00 | 0.10 | 311.07 | 17416.18 | 9 |
| 4802-Capital Outlay on Petroleum | 95807.79 | -- | -- | -- | -- | -- | -- | -- | -- | 10 |
| 4803-Capital Outlay on Coal and Lignite | -278.44 | -- | -- | -- | -- | -- | -- | -- | -- | 11 |
| 4810-Capital Outlay on New and Renewable Energy | 2076.57 | -- | -- | -- | -- | -- | -- | -- | 60.65 | 12 |
| Total (e) | 225955.14 | 4770.72 | 1000.00 | 29357.61 | 18067.74 | 37600.00 | 0.10 | 311.07 | 17476.83 | 13 |
| (f) Capital Account of Industry and Minerals - | | | | | | | | | | |
| 4851-Capital Outlay on Village and Small Industries | 2000.96 | 682.00 | -- | -- | 213.50 | 405.62 | 3251.39 | -113.92 | 1130.96 | 14 |
| 4852-Capital Outlay on Iron and Steel Industries | -- | -- | -- | -- | -- | -- | -- | -- | -- | 15 |
| 4853-Capital Outlay on Non-Ferrous Mining and Metallurgical Industries | 6972.18 | -- | -- | 32.55 | 200.00 | -- | -- | -- | 0.33 | 16 |
| 4854-Capital Outlay on Cement and Non-Metallic Mineral Industries | -- | -- | -- | -- | -- | -- | -- | -- | -- | 17 |
| 4855-Capital Outlay on Fertilizer Industries | -- | -- | -- | -- | -- | -- | -- | -- | -- | 18 |
| 4856-Capital Outlay on Petro-Chemical Industries | -- | -- | -- | -- | -- | -- | -- | -- | -- | 19 |
| 4857-Capital outlay on Chemical and Pharmaceutical Industries | -- | -- | -- | -- | -- | -- | -- | -- | -- | 20 |
| 4858-Capital Outlay on Engineering Industries | 4568.00 | -- | -- | -- | -- | -- | -- | -- | -- | 21 |
| 4859-Capital Outlay on Telecommu-nication and Electronics Industries | 1172.78 | -- | -- | -- | 2409.39 | -- | -- | -- | -- | 22 |
| 4860-Capital Outlay on Consumer Industries | 400.00 | 6204.60 | 200.00 | -- | -- | -- | -- | -- | -- | 23 |
| 4861-Capital Outlay on Atomic Industries | 157042.36 | -- | -- | -- | -- | -- | -- | -- | -- | 24 |
| 4875-Capital Outlay on Other Industries | 846.94 | -- | 200.00 | -- | -- | -- | -- | -- | -- | 25 |
| 4885-Other Capital Outlay on Industries and Minerals | 80446.00 | -- | -- | -- | 1602.53 | 26452.80 | -- | -- | 500.00 | 26 |
| Total (f) | 253449.22 | 6886.60 | 400.00 | 32.55 | 4425.42 | 26858.42 | 3251.39 | -113.92 | 1631.29 | 27 |
| Total : C-Capital Account of Economic Services(a to f) carried over to pages 98-99 | 521458.26 | 16748.57 | 1125382.84 | 43473.19 | 137483.55 | 284685.66 | 121554.66 | 22728.20 | 40272.50 | 28 |
| Total : A + B carried over to pages 98-99 | 6188548.16 | 12598.14 | 73097.22 | 21600.57 | 52704.60 | 139703.12 | 87891.55 | 99306.59 | 39051.97 | 29 |

**NO.4-ACCOUNT SHOWING BY MAJOR HEADS THE RECEIPTS AND EXPENDITURE (CAPITAL ACCOUNT) OF THE UNION,
UNION TERRITORY and STATE GOVERNMENTS for the year ended 31st March, 2010 - Contd.**

| Item No. | STATE GOVERNMENTS | | | | | | | | (₹ in lakh) |
|----------|-------------------|-----------|------------------|-------------------|-----------|------------------|----------|----------------|--------------------|
| | Gujarat | Haryana | Himachal Pradesh | Jammu and Kashmir | Jharkhand | Karnataka | Kerala | Madhya Pradesh | Total carried over |
| 1 | 222679.65 | 125737.50 | 67309.90 | 186443.22 | 93711.55 | 314052.90 | 43023.04 | 129730.92 | 7897190.60 |
| 2 | 29110.09 | 103106.00 | 7983.04 | 62073.07 | 69722.24 | 13782.30 | 16293.97 | 46053.61 | 554678.75 |
| 3 | 233303.67 | 27557.53 | 2782.07 | -- | 3045.90 | -- | 4313.97 | 137699.19 | 491678.30 |
| 4 | 53514.57 | 40180.33 | 5783.82 | 7315.43 | 11708.96 | 338019.23 | 4750.64 | 22397.69 | 1533943.69 |
| 5 | 72852.42 | -- | 13113.55 | 26546.76 | 4635.62 | 52378.16 | 1861.04 | 52051.56 | 404483.00 |
| 6 | -- | -- | -- | 2752.73 | -- | 2393.45 | -- | 1373.49 | 11663.43 |
| 7 | 9115.58 | 7898.24 | 7097.28 | 5047.21 | 1132.51 | 1408.15 | 14511.26 | 689.70 | 203336.11 |
| 8 | 368786.24 | 75636.10 | 28776.72 | 41662.13 | 20522.99 | 394198.99 | 25436.91 | 214211.63 | 2645104.53 |
| 9 | 44197.46 | 89882.00 | 21061.07 | 103505.40 | -- | (A) 175037.10 | -- | 197642.65 | 868198.32 |
| 10 | -- | -- | -- | -- | -- | -- | -- | -- | 95807.79 |
| 11 | -- | -- | -- | -- | -- | -- | -- | -- | -278.44 |
| 12 | -- | -- | -- | -- | -- | -- | -- | -- | 2137.22 |
| 13 | 44197.46 | 89882.00 | 21061.07 | 103505.40 | 0.00 | 175037.10 | 0.00 | 197642.65 | 965864.89 |
| 14 | 177.71 | 7.96 | 1567.62 | 10788.06 | -- | 2485.09 | 1869.69 | 1670.53 | 26137.17 |
| 15 | -- | -- | -- | -- | -- | 6874.98 | -- | -- | 6874.98 |
| 16 | 439.40 | -- | -- | 127.22 | -- | -- | 800.00 | 4.87 | 8576.55 |
| 17 | -- | -- | -- | -- | -- | -- | -- | -- | 0.00 |
| 18 | -- | -- | -- | -- | -- | -- | -- | -- | 0.00 |
| 19 | 2842.00 | -- | -- | -- | -- | -- | -- | -- | 2842.00 |
| 20 | -- | -- | -- | -- | -- | -- | -- | -- | 0.00 |
| 21 | -- | -- | -- | -- | -- | -- | 131.78 | -- | 4699.78 |
| 22 | -- | 1.00 | -- | -- | -- | -- | 11568.84 | -- | 15152.01 |
| 23 | -- | 15.00 | -- | -- | -- | 215.13 | 1355.07 | -- | 8389.80 |
| 24 | -- | -- | -- | -- | -- | -- | -- | -- | 157042.36 |
| 25 | -- | -- | -- | -- | -- | -- | -- | 100.00 | 1146.94 |
| 26 | -3.11 | 145.00 | -- | -- | 100.00 | 11000.00 | 4600.00 | 500.00 | 125343.22 |
| 27 | 3456.00 | 168.96 | 1567.62 | 10915.28 | 100.00 | 20575.20 | 20325.38 | 2275.40 | 356204.81 |
| 28 | 445549.79 | 268793.06 | 59388.45 | 218155.88 | 90345.23 | 603593.59 | 62056.26 | 460183.29 | 4521852.98 |
| 29 | 222679.65 | 125737.50 | 67309.90 | 186443.22 | 93711.55 | 314052.90 | 43023.04 | 129730.92 | 7897190.60 |

(A) Includes ₹ 500.00 crore on account of Interest from Loan on Equity.

**NO.4-ACCOUNT SHOWING BY MAJOR HEADS THE RECEIPTS AND EXPENDITURE (CAPITAL ACCOUNT) OF THE UNION,
UNION TERRITORY and STATE GOVERNMENTS for the year ended 31st March, 2010- Contd.**

| | Total brought forward | STATE GOVERNMENTS | | | | | | Item No. |
|--------------------------------------------------------------------------------------------------------|-----------------------------|-------------------|-----------------|-----------------|-----------------|-----------------|------------------|-------------|
| | | Maharashtra | Manipur | Meghalaya | Mizoram | Nagaland | Orissa | |
| (₹ in lakh) | | | | | | | | |
| Total : A + B brought forward from pages 92-93 | 7897190.60 | 219086.68 | 66211.38 | 18984.96 | 17620.83 | 47859.44 | 74044.94 | 1 |
| Total : C-Capital Account of Economic Services (a+b+c) brought forward from pages 92-93 | 554678.75 | 215638.81 | 3102.25 | 4618.01 | 14162.54 | 12658.75 | 9251.30 | 2 |
| (d) Capital Account of Irrigation and Flood Control - | | | | | | | | |
| 4700-Capital Outlay on Major Irrigation | 491678.30 | -- | 10815.22 | -- | -- | -- | 90560.83 | 3 |
| 4701-Capital Outlay on Medium Irrigation | 1533943.69 | 717273.13 | -- | -- | -- | -- | 31719.48 | 4 |
| 4702-Capital Outlay on Minor Irrigation | 404483.00 | 78263.75 | 3420.85 | 3195.13 | 4453.34 | 174.75 | 11732.34 | 5 |
| 4705-Capital Outlay on Command Area Development | 11663.43 | -- | 1060.70 | -- | -- | -- | -- | 6 |
| 4711-Capital Outlay on Flood Control Projects | 203336.11 | 6115.60 | 5534.75 | 280.15 | -- | -- | 18260.48 | 7 |
| Total (d) | 2645104.53 | 801652.48 | 20831.52 | 3475.28 | 4453.34 | 174.75 | 152273.13 | 8 |
| (e) Capital Account of Energy - | | | | | | | | |
| 4801-Capital Outlay on Power Projects | 868198.32 | 170740.58 | 30077.93 | -- | 8362.57 | 7127.41 | 893.90 | 9 |
| 4802-Capital Outlay on Petroleum | 95807.79 | -- | -- | -- | -- | -- | -- | 10 |
| 4803-Capital Outlay on Coal and Lignite | -278.44 | -- | -- | -- | -- | -- | -- | 11 |
| 4810-Capital Outlay on New and Renewable Energy | 2137.22 | -- | -- | -- | -- | -- | -- | 12 |
| Total (e) | 965864.89 | 170740.58 | 30077.93 | 0.00 | 8362.57 | 7127.41 | 893.90 | 13 |
| (f) Capital Account of Industry and Minerals - | | | | | | | | |
| 4851-Capital Outlay on Village and Small Industries | 26137.17 | 608.60 | 1978.44 | 62.00 | 162.75 | 89.71 | 3125.00 | 14 |
| 4852-Capital Outlay on Iron and Steel Industries | 6874.98 | -- | 26.72 | -- | -- | -- | -- | 15 |
| 4853-Capital Outlay on Non-Ferrous Mining and Metallurgical Industries | 8576.55 | -- | -- | -- | -- | 2163.29 | -- | 16 |
| 4854-Capital Outlay on Cement and Non-Metallic Mineral Industries | 0.00 | -- | -- | 1300.00 | -- | -- | -- | 17 |
| 4855-Capital Outlay on Fertilizer Industries | 0.00 | -- | -- | -- | -- | -- | -- | 18 |
| 4856-Capital Outlay on Petro- Chemical Industries | 2842.00 | -- | -- | -- | -- | -- | -- | 19 |
| 4857-Capital outlay on Chemical and Pharmaceutical Industries | 0.00 | -- | -- | -- | -- | -- | -- | 20 |
| 4858-Capital Outlay on Engineering Industries | 4699.78 | -- | -- | -- | -- | -- | -50.00 | 21 |
| 4859-Capital Outlay on Telecommu- nication and Electronics Industries | 15152.01 | -- | -- | -- | -- | 20.00 | -- | 22 |
| 4860-Capital Outlay on Consumer Industries | 8389.80 | -0.05 | 446.00 | -- | -- | 2320.02 | 5.00 | 23 |
| 4861-Capital Outlay on Atomic Industries | 157042.36 | -- | -- | -- | -- | -- | -- | 24 |
| 4875-Capital Outlay on Other Industries | 1146.94 | -- | -- | -- | -- | -- | -- | 25 |
| 4885-Other Capital Outlay on Industries and Minerals | 125343.22 | -- | -- | 49.00 | -- | -- | 29419.00 | 26 |
| Total (f) | 356204.81 | 608.55 | 2451.16 | 1411.00 | 162.75 | 4593.02 | 32499.00 | 27 |
| Total : C-Capital Account of Economic Services(a to f) carried over to pages 100-101 | 4521852.98 | 1188640.42 | 56462.86 | 9504.29 | 27141.20 | 24553.93 | 194917.33 | 28 |
| Total : A + B carried over to pages 100-101 | 7897190.60 | 219086.68 | 66211.38 | 18984.96 | 17620.83 | 47859.44 | 74044.94 | 29 |

**NO.4-ACCOUNT SHOWING BY MAJOR HEADS THE RECEIPTS AND EXPENDITURE (CAPITAL ACCOUNT) OF THE UNION,
UNION TERRITORY and STATE GOVERNMENTS for the year ended 31st March, 2010 - Contd.**

| Item No. | STATE GOVERNMENTS | | | | | | | | (₹ in lakh) |
|-----------|-------------------|------------------|-----------------|------------------|-----------------|-------------------|------------------|------------------|-------------------|
| | Punjab | Rajasthan | Sikkim | Tamil Nadu | Tripura | Uttar Pradesh | Uttarakhand | West Bengal | Total |
| 1 | 82493.29 | 192848.35 | 30950.26 | 268044.98 | 66028.94 | 531298.50 | 21803.53 | 104735.32 | 9639202.00 |
| 2 | 9573.06 | 40334.98 | 6037.36 | 221280.79 | 18625.84 | 779684.93 | 14314.69 | 33999.36 | 1937961.42 |
| 3 | 3500.19 | 52291.82 | -- | -- | -- | 117135.05 | 20342.84 | 5593.24 | 791917.49 |
| 4 | 27945.56 | 5894.98 | -- | 52176.58 | 1561.41 | 44465.49 | 199.67 | 386.73 | 2415566.72 |
| 5 | 1620.44 | 13412.12 | 11.28 | 3588.02 | 2094.06 | 33659.33 | 5659.28 | 11183.13 | 576950.82 |
| 6 | 9664.17 | 8733.10 | -- | 2582.25 | -- | -- | -- | 1242.97 | 34946.62 |
| 7 | 14013.15 | 172.88 | 330.12 | 16456.17 | 799.86 | 35842.39 | 509.66 | 30675.44 | 332326.76 |
| 8 | 56743.51 | 80504.90 | 341.40 | 74803.02 | 4455.33 | 231102.26 | 26711.45 | 49081.51 | 4151708.41 |
| 9 | 2393.00 | 154000.00 | 7203.49 | 13500.00 | 7235.42 | 509236.93 | 66195.00 | 18950.00 | 1864114.55 |
| 10 | -- | -- | -- | -- | -- | -- | -- | -- | 95807.79 |
| 11 | -- | -- | -- | -- | -- | -- | -- | -- | -278.44 |
| 12 | -- | -- | -- | -- | 426.02 | -- | -- | -- | 2563.24 |
| 13 | 2393.00 | 154000.00 | 7203.49 | 13500.00 | 7661.44 | 509236.93 | 66195.00 | 18950.00 | 1962207.14 |
| 14 | 24.99 | 91.02 | 195.65 | 552.68 | 103.12 | -137.73 | 134.50 | 2910.69 | 36038.59 |
| 15 | -- | -- | -- | -- | -- | -- | -- | -- | 6901.70 |
| 16 | -- | 280.10 | 0.99 | -- | -- | 796.61 | -- | -- | 11817.54 |
| 17 | -- | -- | -- | -- | -- | -- | -- | -- | 1300.00 |
| 18 | -- | -- | -- | -- | -- | -- | -- | -- | 0.00 |
| 19 | -- | -- | -- | -- | -- | -- | -- | -- | 2842.00 |
| 20 | -- | -- | -- | -- | -- | -- | -- | 500.00 | 500.00 |
| 21 | -- | -- | -- | -- | -- | -- | -- | 14299.81 | 18949.59 |
| 22 | -- | -- | 40.00 | -- | -- | 892.74 | 577.65 | 164.82 | 16847.22 |
| 23 | -- | -- | 275.00 | 47.53 | 1517.00 | 16528.50 | -- | 545.52 | 30074.32 |
| 24 | -- | -- | -- | -- | -- | -- | -- | -- | 157042.36 |
| 25 | -- | -- | -- | -- | 1200.00 | -- | -- | -75.16 | 2271.78 |
| 26 | -- | 1562.58 | -- | -- | 95.00 | -- | (A) -49000.00 | 5080.05 | 112548.85 |
| 27 | 24.99 | 1933.70 | 511.64 | 600.21 | 2915.12 | 18080.12 | -48287.85 | 23425.73 | 397133.95 |
| 28 | 68734.56 | 276773.58 | 14093.89 | 310184.02 | 33657.73 | 1538104.24 | 58933.29 | 125456.60 | 8449010.92 |
| 29 | 82493.29 | 192848.35 | 30950.26 | 268044.98 | 66028.94 | 531298.50 | 21803.53 | 104735.32 | 9639202.00 |

(A) Minus figure is due to excess of receipts over expenditure.

**NO.4-ACCOUNT SHOWING BY MAJOR HEADS THE RECEIPTS AND EXPENDITURE (CAPITAL ACCOUNT) OF THE UNION,
UNION TERRITORY and STATE GOVERNMENTS for the year ended 31st March, 2010- Contd.**

| | Union Government | U.T.Govt. Puducherry | STATE GOVERNMENTS | | | | | | | Item No. |
|------------------------------------------------------------------------------------------------|--------------------|----------------------|-------------------|-------------------|------------------|------------------|------------------|------------------|------------------|-----------|
| | | | Andhra Pradesh | Arunachal Pradesh | Assam | Bihar | Chhattisgarh | NCT Delhi | Goa | |
| (₹ in lakh) | | | | | | | | | | |
| Total : A + B brought forward from pages 94-95 | 6188548.16 | 12598.14 | 73097.22 | 21600.57 | 52704.60 | 139703.12 | 87891.55 | 99306.59 | 39051.97 | 1 |
| Total : C-Capital Account of Economic Services(a to f) brought forward from pages 94-95 | 521458.26 | 16748.57 | 1125382.84 | 43473.19 | 137483.55 | 284685.66 | 121554.66 | 22728.20 | 40272.50 | 2 |
| (g) Capital Account of Transport - | | | | | | | | | | |
| 5002-Capital Outlay on Indian Railways-Commercial Lines | 1690397.46 | -- | -- | -- | -- | -- | -- | -- | -- | 3 |
| 5003-Capital Outlay on Indian Railways Strategic Lines | 687.27 | -- | -- | -- | -- | -- | -- | -- | -- | 4 |
| 5051-Capital Outlay on Ports and Light Houses | 27094.76 | 386.79 | 6826.28 | -- | -- | -- | -- | -- | 41.64 | 5 |
| 5052-Capital Outlay on Shipping | 16889.37 | -- | -- | -- | -- | -- | -- | -- | -- | 6 |
| 5053-Capital Outlay on Civil Aviation | 89193.64 | -- | 200.00 | 394.10 | -- | 49.25 | 75.31 | -- | 500.00 | 7 |
| 5054-Capital Outlay on Roads and Bridges | 665204.85 | 5508.76 | 122948.21 | 34278.47 | 67669.17 | 305101.10 | 63670.76 | 193497.50 | 23880.64 | 8 |
| 5055-Capital Outlay on Road Transport | 1611.47 | 85.00 | -- | 157.21 | 2860.00 | 692.00 | -- | 154483.23 | 1403.52 | 9 |
| 5056-Capital Outlay on Inland Water Transport | -- | -- | -- | -- | -- | -- | -- | -- | 569.13 | 10 |
| 5075-Capital Outlay on Other Transport Services | 7132.74 | -- | -- | -- | -- | -- | -- | 2800.00 | -- | 11 |
| Total (g) | 2498211.56 | 5980.55 | 129974.49 | 34829.78 | 70529.17 | 305842.35 | 63746.07 | 350780.73 | 26394.93 | 12 |
| (h) Capital Account of Economic Services - | | | | | | | | | | |
| 5201-Capital Outlay on Postal Services | 26165.71 | -- | -- | -- | -- | -- | -- | -- | -- | 13 |
| 5225-Capital Outlay on Telecommunication Services | -- | -- | -- | -- | -- | -- | -- | -- | -- | 14 |
| 5252-Capital Outlay on Satellite System | 18864.29 | -- | -- | -- | -- | -- | -- | -- | -- | 15 |
| 5275-Capital Outlay on Other Communication Services | 27361.06 | -- | -- | -- | -- | -- | -- | -- | -- | 16 |
| Total (h) | 72391.06 | 0.00 | 0.00 | 0.00 | 0.00 | 0.00 | 0.00 | 0.00 | 0.00 | 17 |
| (i) Capital Account of Science, Technology and Environment - | | | | | | | | | | |
| 5401-Capital Outlay on Atomic Energy Research | 89617.80 | -- | -- | -- | -- | -- | -- | -- | -- | 18 |
| 5402-Capital Outlay on Space Research | 109744.95 | -- | -- | -- | -- | -- | -- | -- | -- | 19 |
| 5403-Capital Outlay on Oceanographic Research | 2652.82 | -- | -- | -- | -- | -- | -- | -- | -- | 20 |
| 5425-Capital Outlay on other Scientific and Environmental Research | 3471.40 | -- | -- | -- | -- | -- | -- | -1121.67 | -- | 21 |
| Total (i) | 205486.97 | 0.00 | 0.00 | 0.00 | 0.00 | 0.00 | 0.00 | -1121.67 | 0.00 | 22 |
| (j) Capital Account of General Economic Services - | | | | | | | | | | |
| 5452-Capital Outlay on Tourism | 2754.94 | 1577.14 | -- | 3104.76 | 2004.07 | 2778.00 | 1300.00 | -- | 2688.81 | 23 |
| 5453-Capital Outlay on Foreign Trade and Export Promotion | 55150.06 | -- | -- | -- | -- | -- | -- | -- | -- | 24 |
| 5455-Capital Outlay on Meteorology | 17140.49 | -- | -- | -- | -- | -- | -- | -- | -- | 25 |
| 5465-Investments in General Financial and Trading Institutions | 120000.00 | -- | -- | -- | 213.75 | 200.00 | -- | -- | -- | 26 |
| 5466-Investments in International Financial Institutions | 366843.14 | -- | -- | -- | -- | -- | -- | -- | -- | 27 |
| 5467-Investment of National Investment Fund | -- | -- | -- | -- | -- | -- | -- | -- | -- | 28 |
| 5475-Capital Outlay on Other General Economic Services | 20610.06 | -- | 50850.65 | 22.27 | -- | -- | -- | 33.20 | -- | 29 |
| Total (j) | 582498.69 | 1577.14 | 50850.65 | 3127.03 | 2217.82 | 2978.00 | 1300.00 | 33.20 | 2688.81 | 30 |
| TOTAL :C-CAPITAL ACCOUNT OF ECONOMIC SERVICES | 3880046.54 | 24306.26 | 1306207.98 | 81430.00 | 210230.54 | 593506.01 | 186600.73 | 372420.46 | 69356.24 | 31 |
| TOTAL : EXPENDITURE HEADS (Capital Account) (A + B + C) | 10068594.70 | 36904.40 | 1379305.20 | 103030.57 | 262935.14 | 733209.13 | 274492.28 | 471727.05 | 108408.21 | 32 |

COMBINED FINANCE AND REVENUE ACCOUNTS OF THE UNION AND STATE GOVERNMENTS IN INDIA FOR THE YEAR 2009-10

NO.4-ACCOUNT SHOWING BY MAJOR HEADS THE RECEIPTS AND EXPENDITURE (CAPITAL ACCOUNT) OF THE UNION,
UNION TERRITORY and STATE GOVERNMENTS for the year ended 31st March, 2010 - Contd.

| Item No. | STATE GOVERNMENTS | | | | | | | | (₹ in lakh) |
|----------|-------------------|-----------|------------------|-------------------|-----------|------------|-----------|----------------|--------------------|
| | Gujarat | Haryana | Himachal Pradesh | Jammu and Kashmir | Jharkhand | Karnataka | Kerala | Madhya Pradesh | Total carried over |
| 1 | 222679.65 | 125737.50 | 67309.90 | 186443.22 | 93711.55 | 314052.90 | 43023.04 | 129730.92 | 7897190.60 |
| 2 | 445549.79 | 268793.06 | 59388.45 | 218155.88 | 90345.23 | 603593.59 | 62056.26 | 460183.29 | 4521852.98 |
| 3 | -- | -- | 1000.00 | -- | -- | -- | -- | -- | 1691397.46 |
| 4 | -- | -- | -- | -- | -- | -- | -- | -- | 687.27 |
| 5 | 831.85 | -- | -- | -- | -- | -- | 3619.03 | -- | 38800.35 |
| 6 | -- | -- | -- | -- | -- | -- | -- | -- | 16889.37 |
| 7 | 2772.46 | 381.81 | 508.59 | -- | -- | -- | -- | 532.28 | 94607.44 |
| 8 | 130489.48 | 116414.71 | 49798.26 | 126755.10 | 50710.08 | 242354.73 | 83833.96 | 195594.34 | 2477710.12 |
| 9 | 1500.00 | 7925.56 | 7591.60 | 3971.08 | 1749.82 | 22284.18 | 1668.18 | -- | 207982.85 |
| 10 | -- | -- | -- | -- | -- | -- | 1090.89 | -- | 1660.02 |
| 11 | -- | -- | -- | -- | 32066.81 | -- | 9033.49 | -- | 51033.04 |
| 12 | 135593.79 | 124722.08 | 58898.45 | 130726.18 | 84526.71 | 264638.91 | 99245.55 | 196126.62 | 4580767.92 |
| 13 | -- | -- | -- | -- | -- | -- | -- | -- | 26165.71 |
| 14 | -- | -- | -- | -- | -- | -- | -- | -- | 0.00 |
| 15 | -- | -- | -- | -- | -- | -- | -- | -- | 18864.29 |
| 16 | -- | -- | -- | -- | -- | -- | -- | -- | 27361.06 |
| 17 | 0.00 | 0.00 | 0.00 | 0.00 | 0.00 | 0.00 | 0.00 | 0.00 | 72391.06 |
| 18 | -- | -- | -- | -- | -- | -- | -- | -- | 89617.80 |
| 19 | -- | -- | -- | -- | -- | -- | -- | -- | 109744.95 |
| 20 | -- | -- | -- | -- | -- | -- | -- | -- | 2652.82 |
| 21 | 450.00 | -- | -- | 618.23 | -- | -- | 20.00 | 850.00 | 4287.96 |
| 22 | 450.00 | 0.00 | 0.00 | 618.23 | 0.00 | 0.00 | 20.00 | 850.00 | 206303.53 |
| 23 | 400.00 | 2595.42 | 197.04 | 14662.48 | 514.28 | 9473.45 | 1558.51 | 5559.38 | 51168.28 |
| 24 | -- | -- | -- | -- | -- | -- | -- | -- | 55150.06 |
| 25 | -- | -- | -- | -- | -- | -- | -- | -- | 17140.49 |
| 26 | -- | -- | -- | -- | -- | 20440.50 | 25.00 | -- | 140879.25 |
| 27 | -- | -- | -- | -- | -- | -- | -- | -- | 366843.14 |
| 28 | -- | -- | -- | -- | -- | -- | -- | -- | 0.00 |
| 29 | -- | -- | 8550.12 | 72770.41 | 1206.11 | 1468.99 | 10.58 | 37.18 | 155559.57 |
| 30 | 400.00 | 2595.42 | 8747.16 | 87432.89 | 1720.39 | 31382.94 | 1594.09 | 5596.56 | 786740.79 |
| 31 | 581993.58 | 396110.56 | 127034.06 | 436933.18 | 176592.33 | 899615.44 | 162915.90 | 662756.47 | 10168056.28 |
| 32 | 804673.23 | 521848.06 | 194343.96 | 623376.40 | 270303.88 | 1213668.34 | 205938.94 | 792487.39 | 18065246.88 |

**NO.4-ACCOUNT SHOWING BY MAJOR HEADS THE RECEIPTS AND EXPENDITURE (CAPITAL ACCOUNT) OF THE UNION,
UNION TERRITORY and STATE GOVERNMENTS for the year ended 31st March, 2010 - Contd.**

| (₹ in lakh) | | | | | | | | Item No. |
|------------------------------------------------------------------------------------------------|-----------------------|-------------------|------------------|-----------------|-----------------|-----------------|------------------|-----------|
| | Total brought forward | STATE GOVERNMENTS | | | | | | |
| | | Maharashtra | Manipur | Meghalaya | Mizoram | Nagaland | Orissa | |
| Total : A + B brought forward from pages 96-97 | 7897190.60 | 219086.68 | 66211.38 | 18984.96 | 17620.83 | 47859.44 | 74044.94 | 1 |
| Total : C-Capital Account of Economic Services(a to f) brought forward from pages 96-97 | 4521852.98 | 1188640.42 | 56462.86 | 9504.29 | 27141.20 | 24553.93 | 194917.33 | 2 |
| (g) Capital Account of Transport - | | | | | | | | |
| 5002-Capital Outlay on Indian Railways-Commercial Lines | 1691397.46 | -- | -- | -- | -- | -- | -- | 3 |
| 5003-Capital Outlay on Indian Railways Strategic Lines | 687.27 | -- | -- | -- | -- | -- | -- | 4 |
| 5051-Capital Outlay on Ports and Light Houses | 38800.35 | -- | -- | -- | -- | -- | 384.89 | 5 |
| 5052-Capital Outlay on Shipping | 16889.37 | -- | -- | -- | -- | -- | -- | 6 |
| 5053-Capital Outlay on Civil Aviation | 94607.44 | -- | -- | 3032.00 | 777.73 | -- | 199.00 | 7 |
| 5054-Capital Outlay on Roads and Bridges | 2477710.12 | 308314.84 | 29791.35 | 16281.54 | 11120.36 | 24440.32 | 92149.06 | 8 |
| 5055-Capital Outlay on Road Transport | 207982.85 | 17608.70 | 179.00 | 326.17 | 246.18 | 1528.08 | -- | 9 |
| 5056-Capital Outlay on Inland Water Transport | 1660.02 | -- | 178.15 | -- | -- | -- | -- | 10 |
| 5075-Capital Outlay on Other Transport Services | 51033.04 | -- | 1793.05 | -- | -- | -- | -- | 11 |
| Total (g) | 4580767.92 | 325923.54 | 31941.55 | 19639.71 | 12144.27 | 25968.40 | 92732.95 | 12 |
| (h) Capital Account of Economic Services - | | | | | | | | |
| 5201-Capital Outlay on Postal Services | 26165.71 | -- | -- | -- | -- | -- | -- | 13 |
| 5225-Capital Outlay on Telecommunication Services | 0.00 | -- | -- | -- | -- | -- | -- | 14 |
| 5252-Capital Outlay on Satellite System | 18864.29 | -- | -- | -- | -- | -- | -- | 15 |
| 5275-Capital Outlay on Other Communication Services | 27361.06 | -- | -- | -- | -- | -- | -- | 16 |
| Total (h) | 72391.06 | 0.00 | 0.00 | 0.00 | 0.00 | 0.00 | 0.00 | 17 |
| (i) Capital Account of Science, Technology and Environment - | | | | | | | -- | |
| 5401-Capital Outlay on Atomic Energy Research | 89617.80 | -- | -- | -- | -- | -- | -- | 18 |
| 5402-Capital Outlay on Space Research | 109744.95 | -- | -- | -- | -- | -- | -- | 19 |
| 5403-Capital Outlay on Oceanographic Research | 2652.82 | -- | -- | -- | -- | -- | -- | 20 |
| 5425-Capital Outlay on other Scientific and Environmental Research | 4287.96 | -- | 205.34 | -- | -- | 198.90 | -- | 21 |
| Total (i) | 206303.53 | 0.00 | 205.34 | 0.00 | 0.00 | 198.90 | 0.00 | 22 |
| (j) Capital Account of General Economic Services - | | | | | | | | |
| 5452-Capital Outlay on Tourism | 51168.28 | -- | 3957.17 | -- | 374.17 | 192.08 | 3083.74 | 23 |
| 5453-Capital Outlay on Foreign Trade and Export Promotion | 55150.06 | -- | -- | -- | -- | -- | -- | 24 |
| 5455-Capital Outlay on Meteorology | 17140.49 | -- | -- | -- | -- | -- | -- | 25 |
| 5465-Investments in General Financial and Trading Institutions | 140879.25 | 8632.69 | -- | -- | -- | -- | -- | 26 |
| 5466-Investments in International Financial Institutions | 366843.14 | -- | -- | -- | -- | -- | -- | 27 |
| 5467-Investment of National Investment Fund | 0.00 | -- | -- | -- | -- | -- | -- | 28 |
| 5475-Capital Outlay on Other General Economic Services | 155559.57 | 582.73 | -- | -- | -- | 180.00 | 8.90 | 29 |
| Total (j) | 786740.79 | 9215.42 | 3957.17 | 0.00 | 374.17 | 372.08 | 3092.64 | 30 |
| TOTAL :C-CAPITAL ACCOUNT OF ECONOMIC SERVICES | 10168056.28 | 1523779.38 | 92566.92 | 29144.00 | 39659.64 | 51093.31 | 290742.92 | 31 |
| TOTAL : EXPENDITURE HEADS (Capital Account) (A + B + C) | 18065246.88 | 1742866.06 | 158778.30 | 48128.96 | 57280.47 | 98952.75 | 364787.86 | 32 |

COMBINED FINANCE AND REVENUE ACCOUNTS OF THE UNION AND STATE GOVERNMENTS IN INDIA FOR THE YEAR 2009-10

NO.4-ACCOUNT SHOWING BY MAJOR HEADS THE RECEIPTS AND EXPENDITURE (CAPITAL ACCOUNT) OF THE UNION,
UNION TERRITORY and STATE GOVERNMENTS for the year ended 31st March, 2010 - Concl'd.

| Item No. | STATE GOVERNMENTS | | | | | | | | (₹ in lakh) |
|----------|-------------------|-----------|----------|------------|-----------|---------------|-------------|-------------|-------------|
| | Punjab | Rajasthan | Sikkim | Tamil Nadu | Tripura | Uttar Pradesh | Uttarakhand | West Bengal | Total |
| 1 | 82493.29 | 192848.35 | 30950.26 | 268044.98 | 66028.94 | 531298.50 | 21803.53 | 104735.32 | 9639202.00 |
| 2 | 68734.56 | 276773.58 | 14093.89 | 310184.02 | 33657.73 | 1538104.24 | 58933.29 | 125456.60 | 8449010.92 |
| 3 | -- | -- | -- | -- | -- | -- | -- | -- | 1691397.46 |
| 4 | -- | -- | -- | -- | -- | -- | -- | -- | 687.27 |
| 5 | -- | -- | -- | -- | -- | -- | -- | -- | 39185.24 |
| 6 | -- | -- | -- | 132.66 | -- | -- | -- | -- | 17022.03 |
| 7 | 1409.42 | -- | 5000.00 | -- | -- | 9741.89 | 262.51 | 59.31 | 115089.30 |
| 8 | 53547.72 | 42681.03 | 9673.51 | 269067.34 | 30351.18 | 412164.33 | 78504.55 | 61669.92 | 3917467.17 |
| 9 | 868.02 | -- | 94.50 | 8505.00 | 1994.73 | -- | 2258.72 | 1981.58 | 243573.53 |
| 10 | -- | -- | -- | -- | -- | -- | -- | -- | 1838.17 |
| 11 | -- | -- | -- | -- | -- | -- | -- | 5250.00 | 58076.09 |
| 12 | 55825.16 | 42681.03 | 14768.01 | 277705.00 | 32345.91 | 421906.22 | 81025.78 | 68960.81 | 6084336.26 |
| 13 | -- | -- | -- | -- | -- | -- | -- | -- | 26165.71 |
| 14 | -- | -- | -- | -- | -- | -- | -- | -- | 0.00 |
| 15 | -- | -- | -- | -- | -- | -- | -- | -- | 18864.29 |
| 16 | -- | -- | -- | -- | 28.54 | -- | -- | -- | 27389.60 |
| 17 | 0.00 | 0.00 | 0.00 | 0.00 | 28.54 | 0.00 | 0.00 | 0.00 | 72419.60 |
| 18 | -- | -- | -- | -- | -- | -- | -- | -- | 89617.80 |
| 19 | -- | -- | -- | -- | -- | -- | -- | -- | 109744.95 |
| 20 | -- | -- | -- | -- | -- | -- | -- | -- | 2652.82 |
| 21 | -- | 100.03 | 112.00 | -- | 30.00 | 15.00 | -- | -- | 4949.23 |
| 22 | 0.00 | 100.03 | 112.00 | 0.00 | 30.00 | 15.00 | 0.00 | 0.00 | 206964.80 |
| 23 | -- | 1271.42 | 4928.34 | 1324.07 | 283.63 | 17798.90 | 2910.77 | 1073.42 | 88365.99 |
| 24 | -- | -- | -- | -- | -- | -- | -- | -- | 55150.06 |
| 25 | -- | -- | -- | -- | -- | -- | -- | -- | 17140.49 |
| 26 | -- | -- | -- | -- | 826.23 | -- | -- | -- | 150338.17 |
| 27 | -- | -- | -- | -- | -- | -- | -- | -- | 366843.14 |
| 28 | -- | -- | -- | -- | -- | -- | -- | -- | 0.00 |
| 29 | 9587.90 | 3798.18 | -- | 0.70 | 20.85 | -- | -- | 880.29 | 170619.12 |
| 30 | 9587.90 | 5069.60 | 4928.34 | 1324.77 | 1130.71 | 17798.90 | 2910.77 | 1953.71 | 848456.97 |
| 31 | 134147.62 | 324624.24 | 33902.24 | 589213.79 | 67192.89 | 1977824.36 | 142869.84 | 196371.12 | 15661188.55 |
| 32 | 216640.91 | 517472.59 | 64852.50 | 857258.77 | 133221.83 | 2509122.86 | 164673.37 | 301106.44 | 25300390.55 |

(₹ in lakh)

| RECEIPTS | Union Government | U.T.Govt. Puducherry | STATE GOVERNMENTS | | | | | | |
|-----------------------------------------------------------------------------------------|---------------------|----------------------|-------------------|-------------------|------------------|------------------|------------------|------------------|-----------------|
| | | | Andhra Pradesh | Arunachal Pradesh | Assam | Bihar | Chhattisgarh | NCT Delhi | Goa |
| CONSOLIDATED FUND E-PUBLIC DEBT- | | | | | | | | | |
| 6001-Internal Debt of the Central Government | 338314997.11 | -- | -- | -- | -- | -- | -- | -- | -- |
| 6002-External Debt | 2217720.10 | -- | -- | -- | -- | -- | -- | -- | -- |
| 6003-Internal Debt of the State Government | -- | 54942.94 | 1818487.62 | 21619.69 | 226335.28 | 537006.33 | 106457.28 | -- | 71917.55 |
| 6004-Loans and Advances from the Central Government | -- | 11002.00 | 156857.98 | -- | -7307.43 | 76432.19 | 22264.26 | 176900.00 | -8718.32 |
| TOTAL : E-PUBLIC DEBT | 340532717.21 | 65944.94 | 1975345.60 | 21619.69 | 219027.85 | 613438.52 | 128721.54 | 176900.00 | 63199.23 |
| F-LOANS AND ADVANCES - General Services- | | | | | | | | | |
| 6075-Loans for Miscellaneous General Services | -- | -- | -- | -- | -- | -- | -- | 60.00 | -- |
| Total : General Services | 0.00 | 0.00 | 0.00 | 0.00 | 0.00 | 0.00 | 0.00 | 60.00 | 0.00 |
| Social Services- | | | | | | | | | |
| 6202-Loans for Education, Sports, Art and Culture | -- | -- | 0.04 | -- | 0.11 | -- | 400.88 | -- | 281.78 |
| 6210-Loans for Medical and Public Health | 135.92 | -- | 599.68 | -- | -- | -- | -- | -- | -- |
| 6211-Loans for Family Welfare | -- | -- | -- | -- | -- | -- | -- | -- | -- |
| 6212-Loans for Nutrition | -- | -- | -- | -- | -- | -- | -- | -- | -- |
| 6215-Loans for Water Supply and Sanitation | 0.93 | -- | -- | -- | -- | -- | 8.40 | 4.98 | -- |
| 6216-Loans for Housing | 4.72 | 2.64 | 264.46 | -- | -- | 1.19 | -- | 176.92 | 15.47 |
| 6217-Loans for Urban Development | 2739.21 | 1.69 | 0.50 | -- | 15.00 | -- | 667.25 | 8478.92 | 1.25 |
| 6220-Loans for Information and Publicity | -- | -- | -- | -- | -- | -- | -- | -- | -- |
| 6221-Loans for Broadcasting | -- | -- | -- | -- | -- | -- | -- | -- | -- |
| 6225-Loans for Welfare of Scheduled Castes, Scheduled Tribes and other backward classes | 8.72 | -- | 244.35 | -- | -- | -- | -- | -- | -- |
| 6235-Loans for Social Security and Welfare | 0.04 | 0.02 | -- | -- | -- | -- | 0.10 | -- | 0.22 |
| 6245-Loans for Relief on account of Natural Calamities | 0.04 | -- | -- | -- | 1.30 | -- | -- | -- | -- |
| 6250-Loans for other Social Services | -- | 0.03 | -- | -- | -- | -- | -- | 25.00 | -- |
| Total : Social Services | 2889.58 | 4.38 | 1109.03 | 0.00 | 16.41 | 1.19 | 1076.63 | 8685.82 | 298.72 |
| Economic Services | | | | | | | | | |
| 6401-Loans for Crop Husbandry | 60.84 | -- | -- | -- | -- | 0.60 | 6002.89 | -- | -- |
| 6402-Loans for Soil and Water Conservation | 11.12 | -- | -- | -- | -- | -- | 0.74 | -- | -- |
| 6403-Loans for Animal Husbandry | 0.01 | -- | -- | -- | -- | -- | -- | 13.46 | -0.03 |
| 6404-Loans for Dairy Development | 2547.77 | 8.55 | -- | -- | -- | -- | 0.09 | -- | -- |
| Total : Economic Services carried over to page 110 | 2619.74 | 8.55 | 0.00 | 0.00 | 0.00 | 0.60 | 6003.72 | 13.46 | -0.03 |

(₹ in lakh)

| DISBURSEMENTS | Union Government | U.T.Govt. Puducherry | STATE GOVERNMENTS | | | | | | |
|-----------------------------------------------------------------------------------------|---------------------|----------------------|-------------------|-------------------|------------------|------------------|-----------------|------------------|-----------------|
| | | | Andhra Pradesh | Arunachal Pradesh | Assam | Bihar | Chhattisgarh | NCT Delhi | Goa |
| CONSOLIDATED FUND | | | | | | | | | |
| E-PUBLIC DEBT- | | | | | | | | | |
| 6001-Internal Debt of the Central Government | 307465224.85 | -- | -- | -- | -- | -- | -- | -- | -- |
| 6002-External Debt | 1113964.65 | -- | -- | -- | -- | -- | -- | -- | -- |
| 6003-Internal Debt of the State Government | -- | -- | 478169.50 | 8669.66 | 78744.76 | 116932.00 | 53576.08 | -- | 10470.13 |
| 6004-Loans and Advances from the Central Government | -- | 13114.00 | 149529.99 | 2411.57 | 22011.27 | 81366.83 | 11580.89 | 60646.50 | 7298.69 |
| TOTAL : E-PUBLIC DEBT | 308579189.50 | 13114.00 | 627699.49 | 11081.23 | 100756.03 | 198298.83 | 65156.97 | 60646.50 | 17768.82 |
| F-LOANS AND ADVANCES - | | | | | | | | | |
| General Services- | | | | | | | | | |
| 6075-Loans for Miscellaneous General Services | -- | -- | -- | -- | -- | -- | 1000.00 | -- | 33.00 |
| Total : General Services | 0.00 | 0.00 | 0.00 | 0.00 | 0.00 | 0.00 | 1000.00 | 0.00 | 33.00 |
| Social Services- | | | | | | | | | |
| 6202-Loans for Education, Sports Art and Culture | 109100.00 | -- 0.00 | -- | -- | -- | -- | -- | 1500.00 | 250.00 |
| 6210-Loans for Medical and Public Health | -- | -- | 13659.69 | -- | -- | -- | -- | -- | -- |
| 6211-Loans for Family Welfare | -- | -- | -- | -- | -- | -- | -- | -- | -- |
| 6212-Loans for Nutrition | -- | -- | -- | -- | -- | -- | -- | -- | -- |
| 6215-Loans for Water Supply and Sanitation | -- | -- | 28750.00 | -- | -- | -- | 2130.00 | 143335.00 | -- |
| 6216-Loans for Housing | -- | -- | 40038.09 | -- | 57.00 | -- | -- | -- | -- |
| 6217-Loans for Urban Development | 305271.00 | -- | 57240.50 | 98.06 | 2181.27 | -- | 2693.31 | 15700.00 | -- |
| 6220-Loans for Information and Publicity | -- | -- | -- | -- | -- | -- | -- | -- | -- |
| 6221-Loans for Broadcasting | 13485.00 | -- | -- | -- | -- | -- | -- | -- | -- |
| 6225-Loans for Welfare of Scheduled Castes, Scheduled Tribes and other backward classes | 6.17 | -- | 2210.00 | -- | 58.00 | -- | -- | -- | -- |
| 6235-Loans for Social Security and Welfare | 0.15 | -- | 2.50 | -- | -- | -- | -- | -- | 0.19 |
| 6245-Loans for Relief on account of Natural Calamities | -- | -- | -- | -- | -- | -- | -- | -- | -- |
| 6250-Loans for other Social Services | -- | -- | -- | -- | -- | -- | -- | -- | -- |
| Total : Social Services | 427862.32 | 0.00 | 141900.78 | 98.06 | 2296.27 | 0.00 | 4823.31 | 160535.00 | 250.19 |
| Economic Services- | | | | | | | | | |
| 6401-Loans for Crop Husbandry | 74.73 | -- | -- | -- | -- | 1833.00 | 3000.00 | -- | -- |
| 6402-Loans for Soil and Water Conservation | -- | -- | -- | -- | -- | -- | -- | -- | -- |
| 6403-Loans for Animal Husbandry | -- | -- | 50.28 | -- | -- | -- | -- | -- | -- |
| 6404-Loans for Dairy Development | -- | -- | -- | -- | -- | -- | -- | -- | -- |
| Total : Economic Services carried over to page 111 | 74.73 | 0.00 | 50.28 | 0.00 | 0.00 | 1833.00 | 3000.00 | 0.00 | 0.00 |

No. 5 - ACCOUNT showing by MAJOR HEADS the RECEIPTS and DISBURSEMENTS on account of PUBLIC DEBT, LOANS and ADVANCES (Consolidated Fund) and CONTINGENCY FUND of the UNION, UNION TERRITORY and STATE GOVERNMENTS for the year ended 31st March, 2010 - Contd.

| RECEIPTS | STATE GOVERNMENTS | | | | | | | |
|-----------------------------------------------------------------------------------------|-------------------|------------------|------------------|-------------------|------------------|------------------|------------------|------------------|
| | Gujarat | Haryana | Himachal Pradesh | Jammu and Kashmir | Jharkhand | Karnataka | Kerala | Madhya Pradesh |
| (₹ in lakh) | | | | | | | | |
| CONSOLIDATED FUND | | | | | | | | |
| E-PUBLIC DEBT- | | | | | | | | |
| 6001-Internal Debt of the Central Government | -- | -- | -- | -- | -- | -- | -- | -- |
| 6002-External Debt | -- | -- | -- | -- | -- | -- | -- | -- |
| 6003-Internal Debt of the State Government | 1415844.03 | 831996.42 | 248349.55 | 566336.01 | 337947.00 | 731000.51 | 669379.83 | 725796.77 |
| 6004-Loans and Advances from the Central Government | 8625.19 | 13540.38 | 6901.65 | 3175.91 | -1002.86 (A) | 68085.45 | 56234.30 | 134454.20 |
| TOTAL : E-PUBLIC DEBT | 1424469.22 | 845536.80 | 255251.20 | 569511.92 | 336944.14 | 799085.96 | 725614.13 | 860250.97 |
| F-LOANS AND ADVANCES - General Services- | | | | | | | | |
| 6075-Loans for Miscellaneous General Services | -- | -- | -- | -- | -- | -- | -- | 135.00 |
| Total : General Services | 0.00 | 0.00 | 0.00 | 0.00 | 0.00 | 0.00 | 0.00 | 135.00 |
| Social Services- | | | | | | | | |
| 6202-Loans for Education, Sports, Art and Culture | 0.01 | 0.74 | -- | 12.83 | -- | 4.94 | 2.71 | 34.47 |
| 6210-Loans for Medical and Public Health | -- | -- | -- | 4.56 | -- | -- | (B) 66.00 | 0.07 |
| 6211-Loans for Family Welfare | -- | -- | -- | -- | -- | 1.21 | -- | -- |
| 6212-Loans for Nutrition | -- | -- | -- | -- | -- | -- | -- | -- |
| 6215-Loans for Water Supply and Sanitation | 0.04 | -- | -- | -- | -- | -- | -- | 2.16 |
| 6216-Loans for Housing | 205.83 | 7.68 | 31.59 | 5.41 | -- | 598.83 | 10.40 | -- |
| 6217-Loans for Urban Development | 16.47 | -- | -- | -- | -- | 2.07 | 102.31 | 740.39 |
| 6220-Loans for Information and Publicity | -- | -- | -- | -- | -- | -- | -- | -- |
| 6221-Loans for Broadcasting | -- | -- | -- | -- | -- | -- | -- | -- |
| 6225-Loans for Welfare of Scheduled Castes, Scheduled Tribes and other backward classes | 161.82 | -- | 0.16 | -- | -- | -- | 3.38 | -- |
| 6235-Loans for Social Security and Welfare | 2.16 | -- | 0.10 | -- | -- | 0.01 | 0.24 | -- |
| 6245-Loans for Relief on account of Natural Calamities | 42.93 | -- | 1.57 | -- | 9.04 | -- | -- | -- |
| 6250-Loans for other Social Services | 0.03 | -- | -- | -- | -- | 0.06 | 0.53 | -- |
| Total : Social Services | 429.29 | 8.42 | 33.42 | 22.80 | 9.04 | 607.12 | 185.57 | 777.09 |
| Economic Services | | | | | | | | |
| 6401-Loans for Crop Husbandry | 10.60 | -- | 1.55 | 3.48 | -- | -- | 0.02 | 45.32 |
| 6402-Loans for Soil and Water Conservation | 0.10 | -- | 1.98 | -- | -- | 4.07 | -- | 37.95 |
| 6403-Loans for Animal Husbandry | 0.02 | -- | -- | 0.44 | -- | 0.05 | -- | -- |
| 6404-Loans for Dairy Development | -- | -- | -- | -- | -- | -- | -- | 0.11 |
| Total : Economic Services | 10.72 | 0.00 | 3.53 | 3.92 | 0.00 | 4.12 | 0.02 | 83.38 |
| carried over to page 112 | | | | | | | | |

(A) Minus balance is due to correction of excess credit made in 2001-2002.

(B) ₹ 66.00 lakh written off.

No. 5 - ACCOUNT showing by MAJOR HEADS the RECEIPTS and DISBURSEMENTS on account of PUBLIC DEBT, LOANS and ADVANCES (Consolidated Fund) and CONTINGENCY FUND of the UNION, UNION TERRITORY and STATE GOVERNMENTS for the year ended 31st March, 2010 - Contd.

| DISBURSEMENTS | STATE GOVERNMENTS | | | | | | | |
|-----------------------------------------------------------------------------------------|-------------------|------------------|------------------|-------------------|------------------|------------------|------------------|------------------|
| | Gujarat | Haryana | Himachal Pradesh | Jammu and Kashmir | Jharkhand | Karnataka | Kerala | Madhya Pradesh |
| CONSOLIDATED FUND | | | | | | | | |
| E-PUBLIC DEBT- | | | | | | | | |
| 6001-Internal Debt of the Central Government | -- | -- | -- | -- | -- | -- | -- | -- |
| 6002-External Debt | -- | -- | -- | -- | -- | -- | -- | -- |
| 6003-Internal Debt of the State Government | 268126.39 | 257640.80 | 81076.36 | 355019.84 | 106761.28 | 183787.19 | 213999.80 | 193779.58 |
| 6004-Loans and Advances from the Central Government | 56381.31 | (A) 16955.97 | 5604.14 | 2370.63 | 12260.11 | 47045.66 | 26567.99 0.00 | 45625.76 |
| TOTAL : E-PUBLIC DEBT | 324507.70 | 274596.77 | 86680.50 | 357390.47 | 119021.39 | 230832.85 | 240567.79 | 239405.34 |
| F-LOANS AND ADVANCES - General Services- | | | | | | | | |
| 6075-Loans for Miscellaneous General Services | -- | -- | -- | -- | -- | -- | -- | 4472.51 |
| Total : General Services | 0.00 | 0.00 | 0.00 | 0.00 | 0.00 | 0.00 | 0.00 | 4472.51 |
| Social Services- | | | | | | | | |
| 6202-Loans for Education, Sports Art and Culture | -- | -- | -- | -- | -- | -- | -- | 400.00 |
| 6210-Loans for Medical and Public Health | -- | -- | -- | -- | -- | -- | -- | -- |
| 6211-Loans for Family Welfare | -- | -- | -- | -- | -- | 22.00 | -- | -- |
| 6212-Loans for Nutrition | -- | -- | -- | -- | -- | -- | -- | -- |
| 6215-Loans for Water Supply and Sanitation | -- | -- | -- | -- | 2817.05 | 53251.41 | 32426.52 | 1996.44 |
| 6216-Loans for Housing | -- | -- | -- | -- | 300.00 | 7600.00 | 686.00 | -- |
| 6217-Loans for Urban Development | -- | 41761.00 | -- | -- | 2381.64 | 19637.00 | 8775.00 | 17751.60 |
| 6220-Loans for Information and Publicity | -- | -- | -- | -- | -- | -- | -- | -- |
| 6221-Loans for Broadcasting | -- | -- | -- | -- | -- | -- | -- | -- |
| 6225-Loans for Welfare of Scheduled Castes, Scheduled Tribes and other backward classes | 2142.69 | -- | 40.00 | -- | -- | -- | 13.60 | -- |
| 6235-Loans for Social Security and Welfare | -- | -- | -- | 2085.07 | -- | -- | -- | -- |
| 6245-Loans for Relief on account of Natural Calamities | -- | -- | -- | -- | -- | -- | -- | -- |
| 6250-Loans for other Social Services | -- | -- | -- | -- | -- | -- | -- | -- |
| Total : Social Services | 2142.69 | 41761.00 | 40.00 | 2085.07 | 5498.69 | 80510.41 | 41901.12 | 20148.04 |
| Economic Services | | | | | | | | |
| 6401-Loans for Crop Husbandry | -- | -- | 97.30 | -- | -- | -- | 235.52 | 3.94 |
| 6402-Loans for Soil and Water Conservation | -- | -- | -- | -- | -- | -- | -- | -- |
| 6403-Loans for Animal Husbandry | -- | -- | -- | -- | -- | -- | 38.00 | -- |
| 6404-Loans for Dairy Development | -- | -- | -- | -- | -- | -- | -- | -- |
| Total : Economic Services | 0.00 | 0.00 | 97.30 | 0.00 | 0.00 | 0.00 | 273.52 | 3.94 |
| carried over to page 113 | | | | | | | | |

(A) Includes ₹ 96.67 crore as debt relief given by Department of Expenditure, Ministry of Finance, Government of India on repayment of consolidated loan.

[illegible]

No. 5 - ACCOUNT showing by MAJOR HEADS the RECEIPTS and DISBURSEMENTS on account of PUBLIC DEBT, LOANS and ADVANCES (Consolidated Fund) and CONTINGENCY FUND of the UNION, UNION TERRITORY and STATE GOVERNMENTS for the year ended 31st March, 2010 - Contd.

| DISBURSEMENTS | STATE GOVERNMENTS | | | | | | |
|-----------------------------------------------------------------------------------------|-------------------|-----------------|-----------------|-----------------|-----------------|------------------|------------------|
| | Maharashtra | Manipur | Meghalaya | Mizoram | Nagaland | Orissa | Punjab |
| CONSOLIDATED FUND | | | | | | | |
| E-PUBLIC DEBT- | | | | | | | |
| 6001-Internal Debt of the Central Government | -- | -- | -- | -- | -- | -- | -- |
| 6002-External Debt | -- | -- | -- | -- | -- | -- | -- |
| 6003-Internal Debt of the State Government | 339845.20 | 7470.29 | 12421.22 | 34646.68 | 68848.02 | 105173.92 | 513438.80 |
| 6004-Loans and Advances from the Central Government | 42693.50 | 4204.95 | 1882.20 | 1886.31 | 3735.15 | 43695.27 | 17397.20 |
| TOTAL : E-PUBLIC DEBT | 382538.70 | 11675.24 | 14303.42 | 36532.99 | 72583.17 | 148869.19 | 530836.00 |
| F-LOANS AND ADVANCES - General Services- | | | | | | | |
| 6075-Loans for Miscellaneous General Services | -- | -- | -- | -- | -- | -- | -- |
| Total : General Services | 0.00 | 0.00 | 0.00 | 0.00 | 0.00 | 0.00 | 0.00 |
| Social Services- | | | | | | | |
| 6202-Loans for Education, Sports Art and Culture | -- | -- | -- | -- | -- | 68.99 | -- |
| 6210-Loans for Medical and Public Health | -- | -- | -- | -- | -- | -- | -- |
| 6211-Loans for Family Welfare | 16.81 | -- | -- | -- | -- | -- | -- |
| 6212-Loans for Nutrition | -- | -- | -- | -- | -- | -- | -- |
| 6215-Loans for Water Supply and Sanitation | 680.68 | -- | -- | -- | -- | -- | -- |
| 6216-Loans for Housing | 14050.44 | -- | -- | 505.00 | -- | 4812.05 | -- |
| 6217-Loans for Urban Development | 11929.22 | -- | -- | -- | -- | -- | -- |
| 6220-Loans for Information and Publicity | -- | -- | -- | -- | -- | -- | -- |
| 6221-Loans for Broadcasting | -- | -- | -- | -- | -- | -- | -- |
| 6225-Loans for Welfare of Scheduled Castes, Scheduled Tribes and other backward classes | 16814.41 | -- | -- | -- | -- | -- | -- |
| 6235-Loans for Social Security and Welfare | 1124.00 | -- | -- | -- | -- | -- | -- |
| 6245-Loans for Relief on account of Natural Calamities | 0.07 | -- | -- | -- | -- | -- | -- |
| 6250-Loans for other Social Services | 945.26 | -- | -- | -- | -- | -- | -- |
| Total : Social Services | 45560.89 | 0.00 | 0.00 | 505.00 | 0.00 | 4881.04 | 0.00 |
| 6401-Loans for Crop Husbandry | 500.00 | -- | -- | -- | -- | -- | -- |
| 6402-Loans for Soil and Water Conservation | -- | -- | -- | -- | -- | -- | -- |
| 6403-Loans for Animal Husbandry | -- | -- | -- | -- | -- | 1000.00 | -- |
| 6404-Loans for Dairy Development | -- | -- | -- | -- | -- | -- | -- |
| Total : Economic Services | 500.00 | 0.00 | 0.00 | 0.00 | 0.00 | 1000.00 | 0.00 |
| carried over to page 115 | | | | | | | |

No. 5 - ACCOUNT showing by MAJOR HEADS the RECEIPTS and DISBURSEMENTS on account of PUBLIC DEBT, LOANS and ADVANCES (Consolidated Fund) and CONTINGENCY FUND of the UNION, UNION TERRITORY and STATE GOVERNMENTS for the year ended 31st March, 2010 - Contd.

| RECEIPTS | STATE GOVERNMENTS | | | | | | | (₹ in lakh) |
|-----------------------------------------------------------------------------------------|-------------------|-----------------|-------------------|-----------------|-------------------|------------------|-------------------|---------------------|
| | Rajasthan | Sikkim | Tamil Nadu | Tripura | Uttar Pradesh | Uttarakhand | West Bengal | Total |
| CONSOLIDATED FUND | | | | | | | | |
| E-PUBLIC DEBT- | | | | | | | | |
| 6001-Internal Debt of the Central Government | -- | -- | -- | -- | -- | -- | -- | 338314997.11 |
| 6002-External Debt | -- | -- | -- | -- | -- | -- | -- | 2217720.10 |
| 6003-Internal Debt of the State Government | 853853.52 | 39185.59 | 1452698.97 | 49051.59 | 2220640.80 | 255103.90 | 3753225.18 | 20455272.43 |
| 6004-Loans and Advances from the Central Government | 25788.94 | 25.00 | 102985.38 | 329.55 | 28265.66 | 3134.21 | 29982.93 | 1012626.81 |
| TOTAL : E-PUBLIC DEBT | 879642.46 | 39210.59 | 1555684.35 | 49381.14 | 2248906.46 | 258238.11 | 3783208.11 | 362000616.45 |
| F-LOANS AND ADVANCES - General Services- | | | | | | | | |
| 6075-Loans for Miscellaneous General Services | 2.00 | -- | -- | -- | 1077.80 | -- | -- | 1274.80 |
| Total : General Services | 2.00 | 0.00 | 0.00 | 0.00 | 1077.80 | 0.00 | 0.00 | 1274.80 |
| Social Services- | | | | | | | | |
| 6202-Loans for Education, Sports, Art and Culture | 0.15 | -- | 252.42 | -- | 205.09 | -- | -- | 1311.66 |
| 6210-Loans for Medical and Public Health | 2.84 | -- | 0.16 | -- | -- | -- | -- | 809.37 |
| 6211-Loans for Family Welfare | -- | -- | -- | -- | -- | -- | -- | 26.71 |
| 6212-Loans for Nutrition | -- | -- | -- | -- | -- | -- | -- | 0.00 |
| 6215-Loans for Water Supply and Sanitation | -- | -- | 15075.50 | -- | 1466.86 | -- | -- | 22232.04 |
| 6216-Loans for Housing | 88.66 | -- | -823.91 | 25.93 | 55.75 | -- | 10.31 | 8994.18 |
| 6217-Loans for Urban Development | 98.97 | -- | 2074.34 | -- | 258.45 | -- | -- | 15547.70 |
| 6220-Loans for Information and Publicity | -- | -- | -- | -- | -- | -- | -- | 0.00 |
| 6221-Loans for Broadcasting | -- | -- | 1550.00 | -- | -- | -- | -- | 1550.00 |
| 6225-Loans for Welfare of Scheduled Castes, Scheduled Tribes and other backward classes | -- | -- | 43.19 | -- | -- | -- | -- | 546.12 |
| 6235-Loans for Social Security and Welfare | 18.44 | -- | 0.21 | -- | 0.02 | -- | -- | 122.03 |
| 6245-Loans for Relief on account of Natural Calamities | 175.89 | -- | 0.03 | -- | 0.04 | -- | 1.24 | 278.17 |
| 6250-Loans for other Social Services | 0.21 | -- | -9.60 | -- | -- | -- | 8.02 | 265.27 |
| | | | (A) | | | | | |
| Total : Social Services | 385.16 | 0.00 | 18162.34 | 25.93 | 1986.21 | 0.00 | 19.57 | 51683.25 |
| Economic Services | | | | | | | | |
| 6401-Loans for Crop Husbandry | 2.32 | -- | 3001.09 | -- | 11672.90 | -- | 0.28 | 21158.20 |
| 6402-Loans for Soil and Water Conservation | 0.19 | -- | 60.87 | -- | -- | -- | -- | 163.57 |
| 6403-Loans for Animal Husbandry | -- | -- | -- | -- | -- | -- | -- | 72.98 |
| 6404-Loans for Dairy Development | -- | -- | -- | -- | -- | -- | -- | 2556.52 |
| Total : Economic Services | 2.51 | 0.00 | 3061.96 | 0.00 | 11672.90 | 0.00 | 0.28 | 23951.27 |
| carried over to page 116 | | | | | | | | |

(A) Minus balance is under examination.

COMBINED FINANCE AND REVENUE ACCOUNTS OF THE UNION AND STATE GOVERNMENTS IN INDIA FOR THE YEAR 2009-10

No. 5 - ACCOUNT showing by MAJOR HEADS the RECEIPTS and DISBURSEMENTS on account of PUBLIC DEBT, LOANS and ADVANCES (Consolidated Fund) and CONTINGENCY FUND of the UNION, UNION TERRITORY and STATE GOVERNMENTS for the year ended 31st March, 2010 - Contd.

| DISBURSEMENTS | STATE GOVERNMENTS | | | | | | | (₹ in lakh) |
|-----------------------------------------------------------------------------------------|-------------------|----------------|------------------|-----------------|------------------|------------------|-------------------|---------------------|
| | Rajasthan | Sikkim | Tamil Nadu | Tripura | Uttar Pradesh | Uttarakhand | West Bengal | Total |
| CONSOLIDATED FUND | | | | | | | | |
| E-PUBLIC DEBT- | | | | | | | | |
| 6001-Internal Debt of the Central Government | -- | -- | -- | -- | -- | -- | -- | 307465224.85 |
| 6002-External Debt | -- | -- | -- | -- | -- | -- | -- | 1113964.65 |
| 6003-Internal Debt of the State Government | 254491.09 | 6754.91 | 217981.98 | 16524.28 | 646872.77 | 133628.95 | 1568826.48 | 6333677.96 |
| 6004-Loans and Advances from the Central Government | 40016.74 | 1873.76 | 33198.89 | 2869.57 | 119986.06 | 3639.48 | 130835.26 | 1008685.65 |
| TOTAL : E-PUBLIC DEBT | 294507.83 | 8628.67 | 251180.87 | 19393.85 | 766858.83 | 137268.43 | 1699661.74 | 315921553.11 |
| F-LOANS AND ADVANCES - | | | | | | | | |
| General Services- | | | | | | | | |
| 6075-Loans for Miscellaneous General Services | -- | -- | -- | -- | 14405.91 | -- | -- | 19911.42 |
| Total : General Services | 0.00 | 0.00 | 0.00 | 0.00 | 14405.91 | 0.00 | 0.00 | 19911.42 |
| Social Services- | | | | | | | | |
| 6202-Loans for Education, Sports Art and Culture | -- | 165.00 | -- | -- | -- | -- | -- | 111483.99 |
| 6210-Loans for Medical and Public Health | -- | -- | -- | -- | 50.00 | -- | -- | 13709.69 |
| 6211-Loans for Family Welfare | -- | -- | -- | -- | -- | -- | -- | 38.81 |
| 6212-Loans for Nutrition | -- | -- | -- | -- | -- | -- | -- | 0.00 |
| 6215-Loans for Water Supply and Sanitation | -- | -- | 5354.06 | -- | 18889.85 | -- | -- | 289631.01 |
| 6216-Loans for Housing | -- | -- | 9856.54 | -- | -- | -- | -- | 77905.12 |
| 6217-Loans for Urban Development | 200.00 | -- | 46000.00 | -- | -- | -- | 7200.58 | 538820.18 |
| 6220-Loans for Information and Publicity | -- | -- | -- | -- | -- | -- | 145.00 | 145.00 |
| 6221-Loans for Broadcasting | -- | -- | -- | -- | -- | -- | -- | 13485.00 |
| 6225-Loans for Welfare of Scheduled Castes, Scheduled Tribes and other backward classes | 65.00 | -- | 26.66 | -- | 200.00 | -- | -- | 21576.53 |
| 6235-Loans for Social Security and Welfare | 1500.00 | -- | -- | -- | 71.38 | -- | -- | 4783.29 |
| 6245-Loans for Relief on account of Natural Calamities | 516.83 | -- | -- | -- | -- | -- | -- | 516.90 |
| 6250-Loans for other Social Services | -- | -- | -- | -- | -- | -- | -- | 945.26 |
| Total : Social Services | 2281.83 | 165.00 | 61237.26 | 0.00 | 19211.23 | 0.00 | 7345.58 | 1073040.78 |
| 6401-Loans for Crop Husbandry | 2532.20 | -- | 2000.00 | -- | -- | 2.38 | -135.00 (A) | 10144.07 |
| 6402-Loans for Soil and Water Conservation | -- | -- | -- | -- | -- | -- | -- | 0.00 |
| 6403-Loans for Animal Husbandry | -- | -- | -- | -- | -- | -- | 25.77 | 1114.05 |
| 6404-Loans for Dairy Development | -- | -- | -- | -- | 76.32 | -- | -- | 76.32 |
| Total : Economic Services | 2532.20 | 0.00 | 2000.00 | 0.00 | 76.32 | 2.38 | -109.23 | 11334.44 |
| carried over to page 117 | | | | | | | | |

(A) Minus expenditure arises due to rectification of misclassification.

No. 5 - ACCOUNT showing by MAJOR HEADS the RECEIPTS and DISBURSEMENTS on account of PUBLIC DEBT, LOANS and ADVANCES (Consolidated Fund) and CONTINGENCY FUND of the UNION, UNION TERRITORY and STATE GOVERNMENTS for the year ended 31st March, 2010 - Contd.

| RECEIPTS | Union Government | U.T.Govt. Puducherry | STATE GOVERNMENTS | | | | | | |
|----------------------------------------------------------------|------------------|----------------------|-------------------|-------------------|---------------|--------------|-----------------|----------------|--------------|
| | | | Andhra Pradesh | Arunachal Pradesh | Assam | Bihar | Chhattisgarh | NCT Delhi | Goa |
| Total : Economic Services brought forward from page 102 | 2619.74 | 8.55 | 0.00 | 0.00 | 0.00 | 0.60 | 6003.72 | 13.46 | -0.03 |
| F-LOANS AND ADVANCES - Contd. | | | | | | | | | |
| 6405-Loans for Fisheries | 6.67 | 0.68 | -- | -- | -- | -- | 0.09 | -- | -- |
| 6406-Loans for forestry and Wild Life | -- | -- | -- | -- | -- | -- | 174.43 | -- | -- |
| 6407-Loans for Plantations | 209.00 | -- | -- | -- | -- | -- | -- | -- | -- |
| 6408-Loans for Food Storage and Warehousing | -- | -- | 20.19 | -- | -- | -- | 80941.58 | -- | -- |
| 6416-Loans for Agriculture Financial Institutions | 20704.76 | -- | -- | -- | -- | -- | -- | -- | -- |
| 6425-Loans for Co-operation | 9660.70 | 1.25 | 402.12 | 20038.81 | 115.21 | 37.44 | 1313.32 | 0.33 | 20.63 |
| 6435-Loans for Agricultural Programmes | -- | 5.25 | 1286.38 | -- | -- | -- | -- | -- | -- |
| 6501-Loans for Special Programmes for Rural Development | -- | -- | -- | -- | -- | -- | -- | -- | -- |
| 6505-Loans for Rural Employment | -- | -- | -- | -- | -- | -- | -- | -- | -- |
| 6506-Loans for Land Reforms | -- | -- | -- | -- | -- | 0.30 | -- | -- | -- |
| 6515-Loans for other Rural Development Programmes | 0.81 | 2.04 | -- | -- | -- | -- | -- | 1794.30 | -- |
| 6551-Loans for Hill Areas | -- | -- | -- | -- | -- | -- | -- | -- | -- |
| 6552-Loans for North-Eastern Areas | -- | -- | -- | -- | -- | -- | -- | -- | -- |
| 6575-Loans for other Special Areas Programmes | -- | -- | -- | -- | -- | -- | -- | -- | -- |
| 6701-Loans for Medium Irrigation | 1580.00 | -- | -- | -- | -- | -- | -- | -- | -- |
| 6702-Loans for Minor Irrigation | -- | -- | -- | -- | -- | -- | -- | -- | -- |
| 6705-Loans for Command Areas Development | -- | -- | -- | -- | -- | -- | -- | -- | -- |
| 6711-Loans for Flood Control Projects | -- | -- | -- | -- | -- | -- | -- | -- | -- |
| 6801-Loans for Power Projects | 87297.93 | -- | 1480.83 | -- | -- | -- | 9570.56 | 6584.49 | -- |
| 6802-Loans for Petroleum | -- | -- | -- | -- | -- | -- | -- | -- | -- |
| 6803-Loans for Coal and Lignite | -- | -- | -- | -- | -- | -- | -- | -- | -- |
| 6810-Loans for New and Renewable Energy | -- | -- | -- | -- | -- | -- | -- | -- | -- |
| 6851-Loans for Village and Small Industries | 461.44 | 1.60 | 818.60 | 0.18 | 5.33 | 38.22 | 17.86 | 2.28 | -5.34 (A) |
| 6852-Loans for Iron and Steel Industries | 107.00 | -- | -- | -- | -- | -- | 60.00 | -- | -- |
| 6853-Loans for Non-ferrous Mining and Metallurgical Industries | 180.00 | -- | -- | -- | -- | -- | -- | -- | -- |
| Total : Economic Services carried over to page 118 | 122828.05 | 19.37 | 4008.12 | 20038.99 | 120.54 | 76.56 | 98081.56 | 8394.86 | 15.26 |

(A) Minus credit is due to misclassification of repayments by the Department.

No. 5 - ACCOUNT showing by MAJOR HEADS the RECEIPTS and DISBURSEMENTS on account of PUBLIC DEBT, LOANS and ADVANCES (Consolidated Fund) and CONTINGENCY FUND of the UNION, UNION TERRITORY and STATE GOVERNMENTS for the year ended 31st March, 2010 - Contd.

| DISBURSEMENTS | Union Government | U.T.Govt. Puducherry | STATE GOVERNMENTS | | | | | | |
|----------------------------------------------------------------|------------------|----------------------|-------------------|-------------------|----------------|-----------------|-----------------|--------------|---------------|
| | | | Andhra Pradesh | Arunachal Pradesh | Assam | Bihar | Chhattisgarh | NCT Delhi | Goa |
| Total : Economic Services brought forward from page 103 | 74.73 | 0.00 | 50.28 | 0.00 | 0.00 | 1833.00 | 3000.00 | 0.00 | 0.00 |
| F-LOANS AND ADVANCES - Contd. | | | | | | | | | |
| 6405-Loans for Fisheries | 7.00 | -- | -- | -- | -- | -- | -- | -- | -- |
| 6406-Loans for forestry and Wild Life | 1045.00 | -- | -- | -- | -- | -- | -- | -- | -- |
| 6407-Loans for Plantations | -- | -- | -- | -- | -- | -- | -- | -- | -- |
| 6408-Loans for Food Storage and Warehousing | -- | -- | -- | -- | 7.00 | -- | 80300.41 | -- | -- |
| 6416-Loans for Agriculture Financial Institutions | -- | -- | -- | -- | -- | -- | -- | -- | -- |
| 6425-Loans for Co-operation | 3466.46 | -- | 93.60 | 20022.63 | -- | 1872.22 | 546.09 | -- | 116.00 |
| 6435-Loans for Agricultural Programmes | -- | -- | 18.45 | -- | -- | -- | -- | -- | -- |
| 6501-Loans for Special Programmes for Rural Development | -- | -- | -- | -- | -- | -- | -- | -- | -- |
| 6505-Loans for Rural Employment | -- | -- | -- | -- | -- | -- | -- | -- | -- |
| 6506-Loans for Land Reforms | -- | -- | -- | -- | -- | -- | -- | -- | -- |
| 6515-Loans for other Rural Development Programmes | 0.60 | -- | -- | -- | -- | -- | -- | -- | -- |
| 6551-Loans for Hill Areas | -- | -- | -- | -- | -- | -- | -- | -- | -- |
| 6552-Loans for North-Eastern Areas | -- | -- | -- | -- | -- | -- | -- | -- | -- |
| 6575-Loans for other Special Areas Programmes | -- | -- | -- | -- | -- | -- | -- | -- | -- |
| 6701-Loans for Medium Irrigation | -- | -- | -- | -- | -- | -- | -- | -- | -- |
| 6702-Loans for Minor Irrigation | -- | -- | -- | -- | -- | -- | -- | -- | -- |
| 6705-Loans for Command Areas Development | -- | -- | -- | -- | -- | -- | -- | -- | -- |
| 6711-Loans for Flood Control Projects | -- | -- | -- | -- | -- | -- | -- | -- | -- |
| 6801-Loans for Power Projects | 216746.00 | -- | -- | 250.00 | 4034.00 | 62624.52 | -- | -- | -- |
| 6802-Loans for Petroleum | -- | -- | -- | -- | -- | -- | -- | -- | -- |
| 6803-Loans for Coal and Lignite | -- | -- | -- | -- | -- | -- | -- | -- | -- |
| 6810-Loans for New and Renewable Energy | -- | -- | -- | -- | -- | -- | -- | -- | -- |
| 6851-Loans for Village and Small Industries | 545.00 | 1.25 | 60.00 | -- | 104.75 | -- | 9.43 | 25.91 | -- |
| 6852-Loans for Iron and Steel Industries | 300.00 | -- | -- | -- | -- | -- | -- | -- | -- |
| 6853-Loans for Non-ferrous Mining and Metallurgical Industries | 3700.00 | -- | -- | -- | -- | -- | -- | -- | -- |
| Total : Economic Services carried over to page 119 | 225884.79 | 1.25 | 222.33 | 20272.63 | 4145.75 | 66329.74 | 83855.93 | 25.91 | 116.00 |

No. 5 - ACCOUNT showing by MAJOR HEADS the RECEIPTS and DISBURSEMENTS on account of PUBLIC DEBT, LOANS and ADVANCES (Consolidated Fund) and CONTINGENCY FUND of the UNION, UNION TERRITORY and STATE GOVERNMENTS for the year ended 31st March, 2010 - Contd.

| RECEIPTS | STATE GOVERNMENTS | | | | | | | |
|----------------------------------------------------------------|-------------------|----------------|------------------|-------------------|--------------|-----------------|----------------|----------------|
| | Gujarat | Haryana | Himachal Pradesh | Jammu and Kashmir | Jharkhand | Karnataka | Kerala | Madhya Pradesh |
| Total : Economic Services brought forward from page 104 | 10.72 | 0.00 | 3.53 | 3.92 | 0.00 | 4.12 | 0.02 | 83.38 |
| F-LOANS AND ADVANCES - Contd. | | | | | | | | |
| 6405-Loans for Fisheries | 4.55 | -- | -- | -- | -- | 53.86 | -- | 1.69 |
| 6406-Loans for forestry and Wild Life | -- | -- | -- | -- | -- | -- | -0.01 (A) | 89.07 |
| 6407-Loans for Plantations | -- | -- | -- | -- | -- | -- | -- | -- |
| 6408-Loans for Food Storage and Warehousing | 48.08 | -- | 2.61 | -- | -- | 100.00 | 108.13 | 12.81 |
| 6416-Loans for Agriculture Financial Institutions | -- | -- | -- | -- | -- | -- | -- | -- |
| 6425-Loans for Co-operation | 817.23 | 305.68 | 421.54 | 8.90 | -- | 214.31 | 1366.94 | 1212.13 |
| 6435-Loans for Agricultural Programmes | -- | -- | -- | -- | -- | -- | -- | -- |
| 6501-Loans for Special Programmes for Rural Development | -- | -- | -- | -- | -- | -- | -- | -- |
| 6505-Loans for Rural Employment | -- | -- | -- | -- | -- | -- | -- | -- |
| 6506-Loans for Land Reforms | -- | -- | 0.13 | -- | -- | -- | -- | -- |
| 6515-Loans for other Rural Development Programmes | -- | 26.58 | 0.90 | -- | 24.32 | -- | -- | -- |
| 6551-Loans for Hill Areas | -- | -- | -- | -- | -- | -- | -- | -- |
| 6552-Loans for North-Eastern Areas | -- | -- | -- | -- | -- | -- | -- | -- |
| 6575-Loans for other Special Areas Programmes | -- | -- | -- | -- | -- | -- | -- | -- |
| 6701-Loans for Medium Irrigation | -- | -- | -- | -- | -- | -- | -- | -- |
| 6702-Loans for Minor Irrigation | -- | -- | -- | -- | -- | -- | -- | -- |
| 6705-Loans for Command Areas Development | -- | -- | -- | -- | -- | -- | -- | 0.05 |
| 6711-Loans for Flood Control Projects | -- | -- | -- | -- | -- | -- | -- | -- |
| 6801-Loans for Power Projects | 5483.91 | 2057.95 | 1515.63 | -- | -- | 51653.29 | 44.36 | -- |
| 6802-Loans for Petroleum | -- | -- | -- | -- | -- | -- | -- | -- |
| 6803-Loans for Coal and Lignite | -- | -- | -- | -- | -- | -- | -- | -- |
| 6810-Loans for New and Renewable Energy | -- | -- | -- | -- | -- | -- | -- | -- |
| 6851-Loans for Village and Small Industries | 89.57 | 4032.16 | 29.82 | 2.36 | 19.78 | 130.67 | (B) 585.56 | 2.70 |
| 6852-Loans for Iron and Steel Industries | -- | -- | -- | -- | -- | -- | -- | -- |
| 6853-Loans for Non-ferrous Mining and Metallurgical Industries | -- | -- | -- | -- | -- | 1191.67 | -- | -- |
| Total : Economic Services carried over to page 120 | 6454.06 | 6422.37 | 1974.16 | 15.18 | 44.10 | 53347.92 | 2105.00 | 1401.83 |

(B) Includes ₹ 0.13 lakh written off.

No. 5 - ACCOUNT showing by MAJOR HEADS the RECEIPTS and DISBURSEMENTS on account of PUBLIC DEBT, LOANS and ADVANCES (Consolidated Fund) and CONTINGENCY FUND of the UNION, UNION TERRITORY and STATE GOVERNMENTS for the year ended 31st March, 2010 - Contd.

| DISBURSEMENTS | STATE GOVERNMENTS | | | | | | | |
|----------------------------------------------------------------|-------------------|-----------------|------------------|-------------------|-----------------|----------------|----------------|------------------|
| | Gujarat | Haryana | Himachal Pradesh | Jammu and Kashmir | Jharkhand | Karnataka | Kerala | Madhya Pradesh |
| Total : Economic Services brought forward from page 105 | 0.00 | 0.00 | 97.30 | 0.00 | 0.00 | 0.00 | 273.52 | 3.94 |
| F-LOANS AND ADVANCES - Contd. | | | | | | | | |
| 6405-Loans for Fisheries | -- | -- | -- | -- | -- | -- | 1023.00 | 1.10 |
| 6406-Loans for forestry and Wild Life | -- | -- | -- | -- | -- | -- | -- | -- |
| 6407-Loans for Plantations | -- | -- | -- | -- | -- | -- | -- | -- |
| 6408-Loans for Food Storage and Warehousing | -- | -- | -- | -- | -- | 1800.00 | 214.86 | -- |
| 6416-Loans for Agriculture Financial Institutions | -- | -- | -- | -- | -- | 329.81 | -- | -- |
| 6425-Loans for Co-operation | -- | 173.84 | -- | -- | 500.00 | 550.60 | 475.13 | 695.00 |
| 6435-Loans for Agricultural Programmes | -- | -- | -- | -- | -- | -- | -- | -- |
| 6501-Loans for Special Programmes for Rural Development | -- | -- | -- | -- | -- | -- | -- | -- |
| 6505-Loans for Rural Employment | -- | -- | -- | -- | -- | -- | -- | -- |
| 6506-Loans for Land Reforms | -- | -- | -- | -- | -- | -- | -- | -- |
| 6515-Loans for other Rural Development Programmes | -- | 83.38 | -- | -- | 187.67 | -- | -- | -- |
| 6551-Loans for Hill Areas | -- | -- | -- | -- | -- | -- | -- | -- |
| 6552-Loans for North-Eastern Areas | -- | -- | -- | -- | -- | -- | -- | -- |
| 6575-Loans for other Special Areas Programmes | -- | -- | -- | -- | -- | -- | -- | -- |
| 6701-Loans for Medium Irrigation | -- | -- | -- | -- | -- | -- | -- | -- |
| 6702-Loans for Minor Irrigation | -- | -- | -- | -- | -- | -- | -- | -- |
| 6705-Loans for Command Areas Development | -- | -- | -- | -- | -- | -- | -- | -- |
| 6711-Loans for Flood Control Projects | -- | -- | -- | -- | -- | -- | -- | -- |
| 6801-Loans for Power Projects | 6975.00 | 12353.78 | 6234.44 | -- | 24582.58 | 533.64 | 50.00 | 356367.06 |
| 6802-Loans for Petroleum | -- | -- | -- | -- | -- | -- | -- | -- |
| 6803-Loans for Coal and Lignite | -- | -- | -- | -- | -- | -- | -- | -- |
| 6810-Loans for New and Renewable Energy | -- | -- | -- | -- | -- | -- | -- | -- |
| 6851-Loans for Village and Small Industries | -- | 2385.60 | -- | -- | -- | 166.00 | 2055.40 | -- |
| 6852-Loans for Iron and Steel Industries | -- | -- | -- | -- | -- | 1433.00 | -- | -- |
| 6853-Loans for Non-ferrous Mining and Metallurgical Industries | -- | -- | -- | -- | -- | -- | -- | -- |
| Total : Economic Services carried over to page 121 | 6975.00 | 14996.60 | 6331.74 | 0.00 | 25270.25 | 4813.05 | 4091.91 | 357067.10 |

No. 5 - ACCOUNT showing by MAJOR HEADS the RECEIPTS and DISBURSEMENTS on account of PUBLIC DEBT, LOANS and ADVANCES (Consolidated Fund) and CONTINGENCY FUND of the UNION, UNION TERRITORY and STATE GOVERNMENTS for the year ended 31st March, 2010 - Contd.

| RECEIPTS | STATE GOVERNMENTS | | | | | | |
|----------------------------------------------------------------|-------------------|---------------|-------------|-------------|---------------|---------------|------------------|
| | Maharashtra | Manipur | Meghalaya | Mizoram | Nagaland | Orissa | Punjab |
| Total : Economic Services brought forward from page 106 | 438.58 | 0.00 | 0.00 | 0.00 | 0.00 | 0.00 | 23.31 |
| F-LOANS AND ADVANCES - Contd. | | | | | | | |
| 6405-Loans for Fisheries | 546.96 | -- | -- | -- | -- | -- | -- |
| 6406-Loans for forestry and Wild Life | -- | -- | -- | -- | -- | -- | -- |
| 6407-Loans for Plantations | -- | -- | -- | -- | -- | -- | -- |
| 6408-Loans for Food Storage and Warehousing | 0.04 | -- | -- | -- | -- | -- | -- |
| 6416-Loans for Agriculture Financial Institutions | -- | -- | -- | -- | -- | -- | -- |
| 6425-Loans for Co-operation | 3739.21 | 168.21 | 8.12 | 2.77 | 363.87 | 112.80 | 27.40 |
| 6435-Loans for Agricultural Programmes | -- | -- | -- | -- | -- | 2.70 | -- |
| 6501-Loans for Special Programmes for Rural Development | -- | -- | -- | -- | -- | -- | -- |
| 6505-Loans for Rural Employment | -- | -- | -- | -- | -- | -- | -- |
| 6506-Loans for Land Reforms | -- | -- | -- | -- | -- | -- | -- |
| 6515-Loans for other Rural Development Programmes | 11.31 | -- | -- | -- | -- | 1.40 | 0.35 |
| 6551-Loans for Hill Areas | -- | -- | -- | -- | -- | -- | -- |
| 6552-Loans for North-Eastern Areas | -- | -- | -- | 0.38 | -- | -- | -- |
| 6575-Loans for other Special Areas Programmes | -- | -- | -- | -- | -- | -- | -- |
| 6701-Loans for Medium Irrigation | -- | -- | -- | -- | -- | -- | -- |
| 6702-Loans for Minor Irrigation | 1.30 | -- | -- | -- | -- | 5.35 | -- |
| 6705-Loans for Command Areas Development | -- | -- | -- | -- | -- | -- | -- |
| 6711-Loans for Flood Control Projects | -- | -- | -- | -- | -- | -- | -- |
| 6801-Loans for Power Projects | 8062.70 | -- | -- | -- | -- | -- | 119915.66 |
| 6802-Loans for Petroleum | -- | -- | -- | -- | -- | -- | -- |
| 6803-Loans for Coal and Lignite | -- | -- | -- | -- | -- | -- | -- |
| 6810-Loans for New and Renewable Energy | -- | -- | -- | -- | -- | -- | -- |
| 6851-Loans for Village and Small Industries | 123.03 | 0.03 | -- | 0.04 | -- | 181.30 | 334.24 |
| 6852-Loans for Iron and Steel Industries | -- | -- | -- | -- | -- | -- | -- |
| 6853-Loans for Non-ferrous Mining and Metallurgical Industries | -- | -- | -- | -- | -- | 181.42 | -- |
| Total : Economic Services carried over to page 122 | 12923.13 | 168.24 | 8.12 | 3.19 | 363.87 | 484.97 | 120300.96 |

(₹ in lakh)

No. 5 - ACCOUNT showing by MAJOR HEADS the RECEIPTS and DISBURSEMENTS on account of PUBLIC DEBT, LOANS and ADVANCES (Consolidated Fund) and CONTINGENCY FUND of the UNION, UNION TERRITORY and STATE GOVERNMENTS for the year ended 31st March, 2010 - Contd.

| DISBURSEMENTS | STATE GOVERNMENTS | | | | | | |
|----------------------------------------------------------------|-------------------|---------------|---------------|--------------|---------------|----------------|-------------|
| | Maharashtra | Manipur | Meghalaya | Mizoram | Nagaland | Orissa | Punjab |
| Total : Economic Services brought forward from page 107 | 500.00 | 0.00 | 0.00 | 0.00 | 0.00 | 1000.00 | 0.00 |
| F-LOANS AND ADVANCES - Contd. | | | | | | | |
| 6405-Loans for Fisheries | 2511.24 | -- | -- | -- | -- | -- | -- |
| 6406-Loans for forestry and Wild Life | -- | -- | -- | -- | -- | -- | -- |
| 6407-Loans for Plantations | -- | -- | -- | -- | -- | -- | -- |
| 6408-Loans for Food Storage and Warehousing | -- | -- | -- | -- | -- | -- | -- |
| 6416-Loans for Agriculture Financial Institutions | -- | -- | -- | -- | -- | -- | -- |
| 6425-Loans for Co-operation | 23946.70 | -- | -- | -- | 336.54 | 169.00 | -- |
| 6435-Loans for Agricultural Programmes | -- | -- | -- | -- | -- | -- | -- |
| 6501-Loans for Special Programmes for Rural Development | -- | -- | -- | -- | -- | -- | -- |
| 6505-Loans for Rural Employment | -- | -- | -- | -- | -- | -- | -- |
| 6506-Loans for Land Reforms | -- | -- | -- | -- | -- | -- | -- |
| 6515-Loans for other Rural Development Programmes | -- | -- | -- | -- | -- | -- | -- |
| 6551-Loans for Hill Areas | -- | -- | -- | -- | -- | -- | -- |
| 6552-Loans for North-Eastern Areas | -- | -- | -- | -- | -- | -- | -- |
| 6575-Loans for other Special Areas Programmes | -- | -- | -- | -- | -- | -- | -- |
| 6701-Loans for Medium Irrigation | -- | -- | -- | -- | -- | -- | -- |
| 6702-Loans for Minor Irrigation | -- | -- | -- | -- | -- | -- | -- |
| 6705-Loans for Command Areas Development | -- | -- | -- | -- | -- | -- | -- |
| 6711-Loans for Flood Control Projects | -- | -- | -- | -- | -- | -- | -- |
| 6801-Loans for Power Projects | 29431.04 | -- | 751.68 | -- | -- | -- | -- |
| 6802-Loans for Petroleum | -- | -- | -- | -- | -- | -- | -- |
| 6803-Loans for Coal and Lignite | -- | -- | -- | -- | -- | -- | -- |
| 6810-Loans for New and Renewable Energy | -- | -- | -- | -- | -- | -- | -- |
| 6851-Loans for Village and Small Industries | 420.70 | 670.00 | -- | 11.71 | -- | 2800.49 | -- |
| 6852-Loans for Iron and Steel Industries | -- | -- | -- | -- | -- | -- | -- |
| 6853-Loans for Non-ferrous Mining and Metallurgical Industries | -- | -- | -- | -- | -- | -- | -- |
| Total : Economic Services carried over to page 123 | 56809.68 | 670.00 | 751.68 | 11.71 | 336.54 | 3969.49 | 0.00 |

No. 5 - ACCOUNT showing by MAJOR HEADS the RECEIPTS and DISBURSEMENTS on account of PUBLIC DEBT, LOANS and ADVANCES (Consolidated Fund) and CONTINGENCY FUND of the UNION, UNION TERRITORY and STATE GOVERNMENTS for the year ended 31st March, 2010 - Contd.

| RECEIPTS | STATE GOVERNMENTS | | | | | | | (₹ in lakh) |
|----------------------------------------------------------------|-------------------|-------------|------------------|-------------|-----------------|----------------|-----------------|------------------|
| | Rajasthan | Sikkim | Tamil Nadu | Tripura | Uttar Pradesh | Uttarakhand | West Bengal | Total |
| Total : Economic Services brought forward from page 108 | 2.51 | 0.00 | 3061.96 | 0.00 | 11672.90 | 0.00 | 0.28 | 23951.27 |
| F-LOANS AND ADVANCES - Contd. | | | | | | | | |
| 6405-Loans for Fisheries | -- | -- | -- | -- | -- | -- | 1.11 | 615.61 |
| 6406-Loans for forestry and Wild Life | -- | -- | -- | -- | -- | -- | -- | 263.49 |
| 6407-Loans for Plantations | -- | -- | 45.92 | -- | -- | -- | -- | 254.92 |
| 6408-Loans for Food Storage and Warehousing | 116.37 | -- | 205070.45 | 0.33 | 9.95 | -- | 1460.90 | 287891.44 |
| 6416-Loans for Agriculture Financial Institutions | -- | -- | -- | -- | -- | -- | -- | 20704.76 |
| 6425-Loans for Co-operation | 941.46 | -- | 2801.67 | 2.16 | 2327.10 | 35.61 | 162.13 | 46629.05 |
| 6435-Loans for Agricultural Programmes | -- | -- | 5.99 | -- | 0.01 | -- | -- | 1300.33 |
| 6501-Loans for Special Programmes for Rural Development | -- | -- | 7.38 | -- | -- | -- | -- | 7.38 |
| 6505-Loans for Rural Employment | -- | -- | 446.25 | -- | -- | -- | -- | 446.25 |
| 6506-Loans for Land Reforms | -- | -- | -- | -- | -- | -- | -- | 0.43 |
| 6515-Loans for other Rural Development Programmes | 0.06 | -- | -370.00 (A) | -- | -- | -- | 1.51 | 1493.58 |
| 6551-Loans for Hill Areas | -- | -- | -- | -- | -- | 0.12 | -- | 0.12 |
| 6552-Loans for North-Eastern Areas | -- | -- | -- | -- | -- | -- | -- | 0.38 |
| 6575-Loans for other Special Areas Programmes | -- | -- | -- | -- | -- | -- | -- | 0.00 |
| 6701-Loans for Medium Irrigation | -- | -- | -- | -- | -- | -- | -- | 1580.00 |
| 6702-Loans for Minor Irrigation | 0.18 | -- | 0.30 | -- | -- | -- | -- | 7.13 |
| 6705-Loans for Command Areas Development | -- | -- | -- | -- | 0.01 | -- | -- | 0.06 |
| 6711-Loans for Flood Control Projects | -- | -- | -- | -- | -- | -- | -- | 0.00 |
| 6801-Loans for Power Projects | 8116.39 | -- | 19651.91 | -- | -- | 5705.20 | 27345.27 | 354486.08 |
| 6802-Loans for Petroleum | -- | -- | -- | -- | -- | -- | -- | 0.00 |
| 6803-Loans for Coal and Lignite | -- | -- | -- | -- | -- | -- | -- | 0.00 |
| 6810-Loans for New and Renewable Energy | -- | -- | -- | -- | -- | -- | -- | 0.00 |
| 6851-Loans for Village and Small Industries | 6.46 | -- | 288.13 | 0.15 | 333.21 | 0.01 | 35.66 | 7535.05 |
| 6852-Loans for Iron and Steel Industries | -- | -- | 9.61 | -- | -- | -- | -- | 176.61 |
| 6853-Loans for Non-ferrous Mining and Metallurgical Industries | -- | -- | 75.00 | -- | -- | -- | -- | 1628.09 |
| Total : Economic Services carried over to page 124 | 9183.43 | 0.00 | 231094.57 | 2.64 | 14343.18 | 5740.94 | 29006.86 | 748972.03 |

(A) Minus balance is under examination

No. 5 - ACCOUNT showing by MAJOR HEADS the RECEIPTS and DISBURSEMENTS on account of PUBLIC DEBT, LOANS and ADVANCES (Consolidated Fund) and CONTINGENCY FUND of the UNION, UNION TERRITORY and STATE GOVERNMENTS for the year ended 31st March, 2010 - Contd.

| DISBURSEMENTS | STATE GOVERNMENTS | | | | | | | (₹ in lakh) |
|----------------------------------------------------------------|-------------------|----------------|------------------|----------------|----------------|----------------|-----------------|-------------------|
| | Rajasthan | Sikkim | Tamil Nadu | Tripura | Uttar Pradesh | Uttarakhand | West Bengal | Total |
| Total : Economic Services brought forward from page 109 | 2532.20 | 0.00 | 2000.00 | 0.00 | 76.32 | 2.38 | -109.23 | 11334.44 |
| F-LOANS AND ADVANCES - Contd. | | | | | | | | |
| 6405-Loans for Fisheries | -- | -- | -- | -- | -- | -- | 900.00 | 4442.34 |
| 6406-Loans for forestry and Wild Life | -- | -- | -- | -- | -- | -- | -- | 1045.00 |
| 6407-Loans for Plantations | -- | -- | -- | -- | -- | -- | 213.61 | 213.61 |
| 6408-Loans for Food Storage and Warehousing | 8.87 | -- | 115000.00 | -- | -- | -- | -- | 197331.14 |
| 6416-Loans for Agriculture Financial Institutions | -- | -- | -- | -- | -- | -- | -- | 329.81 |
| 6425-Loans for Co-operation | 27939.20 | 3.00 | 1496.10 | 42.80 | 1429.96 | 430.34 | 293.94 | 84599.15 |
| 6435-Loans for Agricultural Programmes | -- | -- | -- | -- | 42.00 | -- | -- | 60.45 |
| 6501-Loans for Special Programmes for Rural Development | -- | -- | -- | -- | -- | -- | -- | 0.00 |
| 6505-Loans for Rural Employment | -- | -- | -- | -- | -- | -- | -- | 0.00 |
| 6506-Loans for Land Reforms | -- | -- | -- | -- | -- | -- | -- | 0.00 |
| 6515-Loans for other Rural Development Programmes | -- | -- | -- | -- | -- | -- | -- | 271.65 |
| 6551-Loans for Hill Areas | -- | -- | -- | -- | 3.02 | -- | 333.61 | 336.63 |
| 6552-Loans for North-Eastern Areas | -- | -- | -- | -- | -- | -- | -- | 0.00 |
| 6575-Loans for other Special Areas Programmes | -- | -- | -- | -- | -- | -- | -- | 0.00 |
| 6701-Loans for Medium Irrigation | -- | -- | -- | -- | -- | -- | -- | 0.00 |
| 6702-Loans for Minor Irrigation | -- | -- | -- | -- | -- | -- | -- | 0.00 |
| 6705-Loans for Command Areas Development | -- | -- | -- | -- | -- | -- | -- | 0.00 |
| 6711-Loans for Flood Control Projects | -- | -- | -- | -- | -- | -- | -- | 0.00 |
| 6801-Loans for Power Projects | 16999.67 | 3500.00 | 11.40 | 1650.00 | 49.30 | 2432.16 | 45543.85 | 791120.12 |
| 6802-Loans for Petroleum | -- | -- | -- | -- | -- | -- | -- | 0.00 |
| 6803-Loans for Coal and Lignite | -- | -- | -- | -- | -- | -- | -- | 0.00 |
| 6810-Loans for New and Renewable Energy | -- | -- | -- | -- | -- | -- | -- | 0.00 |
| 6851-Loans for Village and Small Industries | -- | -- | 1200.00 | -- | 73.09 | -- | 635.00 | 11164.33 |
| 6852-Loans for Iron and Steel Industries | -- | -- | -- | -- | -- | -- | -- | 1733.00 |
| 6853-Loans for Non-ferrous Mining and Metallurgical Industries | -- | -- | -- | -- | -- | -- | -- | 3700.00 |
| Total : Economic Services carried over to page 125 | 47479.94 | 3503.00 | 119707.50 | 1692.80 | 1673.69 | 2864.88 | 47810.78 | 1107681.67 |

No. 5 - ACCOUNT showing by MAJOR HEADS the RECEIPTS and DISBURSEMENTS on account of PUBLIC DEBT, LOANS and ADVANCES (Consolidated Fund) and CONTINGENCY FUND of the UNION, UNION TERRITORY and STATE GOVERNMENTS for the year ended 31st March, 2010 - Contd.

| RECEIPTS | Union Government | U.T.Govt. Puducherry | STATE GOVERNMENTS | | | | | | |
|----------------------------------------------------------------|------------------|----------------------|-------------------|-------------------|---------------|--------------|-----------------|----------------|---------------|
| | | | Andhra Pradesh | Arunachal Pradesh | Assam | Bihar | Chhattisgarh | NCT Delhi | Goa |
| Total : Economic Services brought forward from page 110 | 122828.05 | 19.37 | 4008.12 | 20038.99 | 120.54 | 76.56 | 98081.56 | 8394.86 | 15.26 |
| F-LOANS AND ADVANCES - Contd. | | | | | | | | | |
| 6854-Loans for Cement and Non-Metallic Mineral Industries | 1452.80 | -- | -- | -- | -- | -- | -- | -- | -- |
| 6855-Loans for Fertilizer Industries | 16000.00 | -- | -- | -- | -- | -- | -- | -- | -- |
| 6856-Loans for Petro-Chemical Industries | -- | -- | -- | -- | -- | -- | -- | -- | -- |
| 6857-Loans for Chemical and Pharmaceutical Industries | -- | -- | -- | -- | -- | -- | -- | -- | -- |
| 6858-Loans for Engineering Industries | 35092.56 | -- | -- | -- | -- | -- | -- | -- | -- |
| 6859-Loans for Telecommunication and Electronic Industries | 10125.00 | -- | -- | -- | -- | -- | -- | -- | -- |
| 6860-Loans for Consumer Industries | 109.46 | -- | 566.38 | -- | -- | -- | -- | -- | -- |
| 6861-Loans for Atomic Energy Industries | -- | -- | -- | -- | -- | -- | -- | -- | -- |
| 6875-Loans for other Industries | -- | -- | -- | -- | -- | -- | -- | -- | -- |
| 6885-Other Loans to Industries and Minerals | 102068.30 | -- | 0.36 | -- | -- | 5.62 | -- | -- | -37.50 (A) |
| 7002-Loans to Railways | -- | -- | -- | -- | -- | -- | -- | -- | -- |
| 7051-Loans to Port and Light Houses | 2624.09 | -- | -- | -- | -- | -- | -- | -- | -- |
| 7052-Loans for Shipping | -- | -- | -- | -- | -- | -- | -- | -- | -- |
| 7053-Loans for Civil Aviation | 2762.00 | -- | -- | -- | -- | -- | -- | -- | -- |
| 7055-Loans for Road Transport | -- | -- | -- | -- | -- | -- | -- | -- | -- |
| 7056-Loans for Inland Water Transport | -- | -- | -- | -- | -- | -- | -- | -- | -- |
| 7075-Loans for other Transport Services | 12185.00 | -- | -- | -- | -- | -- | -- | -- | -- |
| 7225-Loans for Telecommunication Services | -- | -- | -- | -- | -- | -- | -- | -- | -- |
| 7275-Loan for other Communication Services | -- | -- | -- | -- | -- | -- | -- | -- | -- |
| 7425-Loans for other Scientific Research | 969.91 | -- | -- | -- | -- | -- | -- | -- | -- |
| Total : Economic Services carried over to page 126 | 306217.17 | 19.37 | 4574.86 | 20038.99 | 120.54 | 82.18 | 98081.56 | 8394.86 | -22.24 |

(A) Minus credit is due to misclassification of repayments by the Department.

No. 5 - ACCOUNT showing by MAJOR HEADS the RECEIPTS and DISBURSEMENTS on account of PUBLIC DEBT, LOANS and ADVANCES (Consolidated Fund) and CONTINGENCY FUND of the UNION, UNION TERRITORY and STATE GOVERNMENTS for the year ended 31st March, 2010 - Contd.

| DISBURSEMENTS | Union Government | U.T.Govt. Puducherry | STATE GOVERNMENTS | | | | | | |
|----------------------------------------------------------------|------------------|----------------------|-------------------|-------------------|----------------|-----------------|-----------------|------------------|---------------|
| | | | Andhra Pradesh | Arunachal Pradesh | Assam | Bihar | Chhattisgarh | NCT Delhi | Goa |
| Total : Economic Services brought forward from page 111 | 225884.79 | 1.25 | 222.33 | 20272.63 | 4145.75 | 66329.74 | 83855.93 | 25.91 | 116.00 |
| F-LOANS AND ADVANCES - Contd. | | | | | | | | | |
| 6854-Loans for Cement and Non-Metallic Mineral Industries | -- | -- | -- | -- | -- | -- | -- | -- | -- |
| 6855-Loans for Fertilizer Industries | 19599.00 | -- | -- | -- | -- | -- | -- | -- | -- |
| 6856-Loans for Petro-Chemical Industries | 1510.00 | -- | -- | -- | -- | -- | -- | -- | -- |
| 6857-Loans for Chemical and Phramaceutical Industries | 6436.00 | -- | -- | -- | -- | -- | -- | -- | -- |
| 6858-Loans for Engineering Industries | 28360.00 | -- | -- | -- | -- | -- | -- | -- | -- |
| 6859-Loans for Telecommunication and Electronic Industries | 200.00 | -- | -- | -- | -- | -- | -- | -- | -- |
| 6860-Loans for Consumer Industries | 21711.71 | -- | 1359.77 | -- | 3256.91 | 2028.00 | -- | -- | -- |
| 6861-Loans for Atomic Energy Industries | -- | -- | -- | -- | -- | -- | -- | -- | -- |
| 6875-Loans for other Industries | -- | -- | -- | -- | -- | -- | -- | -- | -- |
| 6885-Other Loans to Industries and Minerals | 6000.00 | -- | -- | -- | -- | -- | -- | 5124.00 | -- |
| 7002-Loans to Railways | -- | -- | -- | -- | -- | -- | -- | -- | -- |
| 7051-Loans to Port and Light Houses | -- | -- | -- | -- | -- | -- | -- | -- | -- |
| 7052-Loans for Shipping | -- | -- | -- | -- | -- | -- | -- | -- | -- |
| 7053-Loans for Civil Aviation | 4957.00 | -- | 1556.27 | -- | -- | -- | -- | -- | -- |
| 7055-Loans for Road Transport | -- | -- | 5863.72 | -- | -- | 20609.00 | -- | 199628.00 | -- |
| 7056-Loans for Inland Water Transport | -- | -- | -- | -- | -- | -- | -- | -- | -- |
| 7075-Loans for other Transport Services | 6800.00 | -- | -0.13 (A) | -- | -- | -- | -- | -- | -- |
| 7225-Loans for Telecommunication Services | -- | -- | -- | -- | -- | -- | -- | -- | -- |
| 7275-Loan for other Communication Services | -- | -- | -- | -- | -- | -- | -- | -- | -- |
| 7425-Loans for other Scientific Research | 5099.98 | -- | -- | -- | -- | -- | -- | -- | -- |
| Total : Economic Services carried over to page 127 | 326558.48 | 1.25 | 9001.96 | 20272.63 | 7402.66 | 88966.74 | 83855.93 | 204777.91 | 116.00 |

(A) Minus credit/debit is due to rectification of misclassification of earlier years.

No. 5 - ACCOUNT showing by MAJOR HEADS the RECEIPTS and DISBURSEMENTS on account of PUBLIC DEBT, LOANS and ADVANCES (Consolidated Fund) and CONTINGENCY FUND of the UNION, UNION TERRITORY and STATE GOVERNMENTS for the year ended 31st March, 2010 - Contd.

| RECEIPTS | STATE GOVERNMENTS | | | | | | | |
|----------------------------------------------------------------|-------------------|----------------|------------------|-------------------|--------------|-----------------|----------------|----------------|
| | Gujarat | Haryana | Himachal Pradesh | Jammu and Kashmir | Jharkhand | Karnataka | Kerala | Madhya Pradesh |
| Total : Economic Services brought forward from page 112 | 6454.06 | 6422.37 | 1974.16 | 15.18 | 44.10 | 53347.92 | 2105.00 | 1401.83 |
| F-LOANS AND ADVANCES - Contd. | | | | | | | | |
| 6854-Loans for Cement and Non-Metallic Mineral Industries | -- | -- | -- | -- | -- | -- | -- | -- |
| 6855-Loans for Fertilizer Industries | -- | -- | -- | -- | -- | 291.80 | -- | -- |
| 6856-Loans for Petro-Chemical Industries | -- | -- | -- | -- | -- | -- | -- | -- |
| 6857-Loans for Chemical and Pharmaceutical Industries | -- | -- | -- | -- | -- | -- | -- | -- |
| 6858-Loans for Engineering Industries | -- | -- | -- | -- | -- | -- | -- | -- |
| 6859-Loans for Telecommunication and Electronic Industries | -- | -- | -- | -- | -- | -- | -- | -- |
| 6860-Loans for Consumer Industries | -- | -- | -- | -- | -- | 859.17 | -- | -- |
| 6861-Loans for Atomic Energy Industries | -- | -- | -- | -- | -- | -- | -- | -- |
| 6875-Loans for other Industries | -- | -- | -- | -- | -- | -- | -- | -- |
| 6885-Other Loans to Industries and Minerals | 1688.63 | -- | -- | -- | 24.84 | 66.93 | 41.62 | 7.56 |
| 7002-Loans to Railways | -- | -- | -- | -- | -- | -- | -- | -- |
| 7051-Loans to Port and Light Houses | 2.21 | -- | -- | -- | -- | -- | -- | -- |
| 7052-Loans for Shipping | -- | -- | -- | -- | -- | -- | -- | -- |
| 7053-Loans for Civil Aviation | -- | -- | -- | -- | -- | -- | -- | -- |
| 7055-Loans for Road Transport | -- | -- | -- | -- | -- | 5.00 | -- | -- |
| 7056-Loans for Inland Water Transport | -- | -- | -- | -- | -- | -- | -- | -- |
| 7075-Loans for other Transport Services | -- | -- | -- | -- | -- | -- | -- | -- |
| 7225-Loans for Telecommunication Services | -- | -- | -- | -- | -- | -- | -- | -- |
| 7275-Loan for other Communication Services | -- | -- | -- | -- | -- | -- | -- | -- |
| 7425-Loans for other Scientific Research | -- | -- | -- | -- | -- | -- | -- | -- |
| Total : Economic Services carried over to page 128 | 8144.90 | 6422.37 | 1974.16 | 15.18 | 68.94 | 54570.82 | 2146.62 | 1409.39 |

(₹ in lakh)

No. 5 - ACCOUNT showing by MAJOR HEADS the RECEIPTS and DISBURSEMENTS on account of PUBLIC DEBT, LOANS and ADVANCES (Consolidated Fund) and CONTINGENCY FUND of the UNION, UNION TERRITORY and STATE GOVERNMENTS for the year ended 31st March, 2010 - Contd.

| DISBURSEMENTS | STATE GOVERNMENTS | | | | | | | |
|----------------------------------------------------------------|-------------------|-----------------|------------------|-------------------|-----------------|-----------------|-----------------|------------------|
| | Gujarat | Haryana | Himachal Pradesh | Jammu and Kashmir | Jharkhand | Karnataka | Kerala | Madhya Pradesh |
| Total : Economic Services brought forward from page 113 | 6975.00 | 14996.60 | 6331.74 | 0.00 | 25270.25 | 4813.05 | 4091.91 | 357067.10 |
| F-LOANS AND ADVANCES - Contd. | | | | | | | | |
| 6854-Loans for Cement and Non-Metallic Mineral Industries | -- | -- | -- | -- | -- | -- | -- | -- |
| 6855-Loans for Fertilizer Industries | -- | -- | -- | -- | -- | -- | -- | -- |
| 6856-Loans for Petro-Chemical Industries | -- | -- | -- | -- | -- | -- | -- | -- |
| 6857-Loans for Chemical and Pharmaceutical Industries | -- | -- | -- | -- | -- | -- | 354.03 | -- |
| 6858-Loans for Engineering Industries | 350.00 | -- | -- | -- | -- | 107.00 | 2362.68 | -- |
| 6859-Loans for Telecommunication and Electronic Industries | -- | -- | -- | -- | -- | -- | 1250.00 | -- |
| 6860-Loans for Consumer Industries | -- | 7250.00 | -- | -- | -- | 8016.10 | 3887.01 | -- |
| 6861-Loans for Atomic Energy Industries | -- | -- | -- | -- | -- | -- | -- | -- |
| 6875-Loans for other Industries | -- | -- | -- | -- | -- | -- | -- | -- |
| 6885-Other Loans to Industries and Minerals | 2000.00 | -- | -- | 1330.86 | -- | -- | 2277.31 | -- |
| 7002-Loans to Railways | -- | -- | -- | -- | -- | -- | -- | -- |
| 7051-Loans to Port and Light Houses | -- | -- | -- | -- | -- | -- | -- | -- |
| 7052-Loans for Shipping | -- | -- | -- | -- | -- | -- | -- | -- |
| 7053-Loans for Civil Aviation | -- | -- | -- | -- | -- | -- | -- | -- |
| 7055-Loans for Road Transport | 23570.22 | -- | -- | 1371.65 | -- | 4200.00 | 10500.00 | -- |
| 7056-Loans for Inland Water Transport | -- | -- | -- | -- | -- | -- | -- | -- |
| 7075-Loans for other Transport Services | -- | -- | -- | -- | -- | -- | 15600.00 | -- |
| 7225-Loans for Telecommunication Services | -- | -- | -- | -- | -- | -- | -- | -- |
| 7275-Loan for other Communication Services | -- | -- | -- | -- | -- | -- | -- | -- |
| 7425-Loans for other Scientific Research | -- | -- | -- | -- | -- | -- | -- | -- |
| Total : Economic Services carried over to page 129 | 32895.22 | 22246.60 | 6331.74 | 2702.51 | 25270.25 | 17136.15 | 40322.94 | 357067.10 |

No. 5 - ACCOUNT showing by MAJOR HEADS the RECEIPTS and DISBURSEMENTS on account of PUBLIC DEBT, LOANS and ADVANCES (Consolidated Fund) and CONTINGENCY FUND of the UNION, UNION TERRITORY and STATE GOVERNMENTS for the year ended 31st March, 2010 - Contd.

| RECEIPTS | STATE GOVERNMENTS | | | | | | |
|----------------------------------------------------------------|-------------------|---------------|-------------|-------------|---------------|-----------------|------------------|
| | Maharashtra | Manipur | Meghalaya | Mizoram | Nagaland | Orissa | Punjab |
| Total : Economic Services brought forward from page 114 | 12923.13 | 168.24 | 8.12 | 3.19 | 363.87 | 484.97 | 120300.96 |
| F-LOANS AND ADVANCES - Contd. | | | | | | | |
| 6854-Loans for Cement and Non-Metallic Mineral Industries | -- | -- | -- | -- | -- | -- | -- |
| 6855-Loans for Fertilizer Industries | -- | -- | -- | -- | -- | -- | -- |
| 6856-Loans for Petro-Chemical Industries | -- | -- | -- | -- | -- | -- | -- |
| 6857-Loans for Chemical and Pharmaceutical Industries | -- | -- | -- | -- | -- | -- | -- |
| 6858-Loans for Engineering Industries | -- | -- | -- | -- | -- | -- | -- |
| 6859-Loans for Telecommunication and Electronic Industries | -- | -- | -- | -- | -- | -- | -- |
| 6860-Loans for Consumer Industries | 300.17 | -- | -- | -- | -- | 48.11 | -- |
| 6861-Loans for Atomic Energy Industries | -- | -- | -- | -- | -- | -- | -- |
| 6875-Loans for other Industries | -- | -- | -- | -- | -- | -- | -- |
| 6885-Other Loans to Industries and Minerals | 890.36 | -- | -- | -- | -- | 29419.00 | -- |
| 7002-Loans to Railways | -- | -- | -- | -- | -- | -- | -- |
| 7051-Loans to Port and Light Houses | -- | -- | -- | -- | -- | -- | -- |
| 7052-Loans for Shipping | -- | -- | -- | -- | -- | -- | -- |
| 7053-Loans for Civil Aviation | -- | -- | -- | -- | -- | 3.50 | -- |
| 7055-Loans for Road Transport | -- | -- | -- | -- | -- | 1.23 | -- |
| 7056-Loans for Inland Water Transport | -- | -- | -- | -- | -- | -- | -- |
| 7075-Loans for other Transport Services | -- | -- | -- | -- | -- | -- | -- |
| 7225-Loans for Telecommunication Services | -- | -- | -- | -- | -- | -- | -- |
| 7275-Loan for other Communication Services | -- | -- | -- | -- | -- | -- | -- |
| 7425-Loans for other Scientific Research | -- | -- | -- | -- | -- | -- | -- |
| Total : Economic Services carried over to page 130 | 14113.66 | 168.24 | 8.12 | 3.19 | 363.87 | 29956.81 | 120300.96 |

No. 5 - ACCOUNT showing by MAJOR HEADS the RECEIPTS and DISBURSEMENTS on account of PUBLIC DEBT, LOANS and ADVANCES (Consolidated Fund) and CONTINGENCY FUND of the UNION, UNION TERRITORY and STATE GOVERNMENTS for the year ended 31st March, 2010 - Contd.

| DISBURSEMENTS | STATE GOVERNMENTS | | | | | | |
|----------------------------------------------------------------|-------------------|---------------|---------------|--------------|---------------|----------------|-------------|
| | Maharashtra | Manipur | Meghalaya | Mizoram | Nagaland | Orissa | Punjab |
| Total : Economic Services brought forward from page 115 | 56809.68 | 670.00 | 751.68 | 11.71 | 336.54 | 3969.49 | 0.00 |
| F-LOANS AND ADVANCES - Contd. | | | | | | | |
| 6854-Loans for Cement and Non-Metallic Mineral Industries | -- | -- | -- | -- | -- | -- | -- |
| 6855-Loans for Fertilizer Industries | -- | -- | -- | -- | -- | -- | -- |
| 6856-Loans for Petro-Chemical Industries | -- | -- | -- | -- | -- | -- | -- |
| 6857-Loans for Chemical and Pharmaceutical Industries | -- | -- | -- | -- | -- | -- | -- |
| 6858-Loans for Engineering Industries | -- | -- | -- | -- | -- | -- | -- |
| 6859-Loans for Telecommunication and Electronic Industries | -- | -- | -- | -- | -- | -- | -- |
| 6860-Loans for Consumer Industries | -- | -- | -- | -- | -- | -- | -- |
| 6861-Loans for Atomic Energy Industries | -- | -- | -- | -- | -- | -- | -- |
| 6875-Loans for other Industries | -- | -- | -- | -- | -- | -- | -- |
| 6885-Other Loans to Industries and Minerals | -- | -- | -- | -- | -- | -- | -- |
| 7002-Loans to Railways | -- | -- | -- | -- | -- | -- | -- |
| 7051-Loans to Port and Light Houses | -- | -- | -- | -- | -- | -- | -- |
| 7052-Loans for Shipping | -- | -- | -- | -- | -- | -- | -- |
| 7053-Loans for Civil Aviation | -- | -- | -- | -- | -- | -- | -- |
| 7055-Loans for Road Transport | -- | -- | -- | -- | -- | -- | -- |
| 7056-Loans for Inland Water Transport | -- | -- | -- | -- | -- | -- | -- |
| 7075-Loans for other Transport Services | -- | -- | -- | -- | -- | -- | -- |
| 7225-Loans for Telecommunication Services | -- | -- | -- | -- | -- | -- | -- |
| 7275-Loan for other Communication Services | -- | -- | -- | -- | -- | -- | -- |
| 7425-Loans for other Scientific Research | -- | -- | -- | -- | -- | -- | -- |
| Total : Economic Services carried over to page 131 | 56809.68 | 670.00 | 751.68 | 11.71 | 336.54 | 3969.49 | 0.00 |

No. 5 - ACCOUNT showing by MAJOR HEADS the RECEIPTS and DISBURSEMENTS on account of PUBLIC DEBT, LOANS and ADVANCES (Consolidated Fund) and CONTINGENCY FUND of the UNION, UNION TERRITORY and STATE GOVERNMENTS for the year ended 31st March, 2010 - Contd.

| RECEIPTS | STATE GOVERNMENTS | | | | | | | (₹ in lakh) |
|----------------------------------------------------------------|-------------------|-------------|------------------|-------------|-----------------|----------------|-----------------|------------------|
| | Rajasthan | Sikkim | Tamil Nadu | Tripura | Uttar Pradesh | Uttarakhand | West Bengal | Total |
| Total : Economic Services brought forward from page 116 | 9183.43 | 0.00 | 231094.57 | 2.64 | 14343.18 | 5740.94 | 29006.86 | 748972.03 |
| F-LOANS AND ADVANCES - Contd. | | | | | | | | |
| 6854-Loans for Cement and Non-Metallic Mineral Industries | -- | -- | 113.66 | -- | -- | -- | -- | 1566.46 |
| 6855-Loans for Fertilizer Industries | -- | -- | -- | -- | -- | -- | -- | 16291.80 |
| 6856-Loans for Petro-Chemical Industries | -- | -- | -- | -- | -- | -- | -- | 0.00 |
| 6857-Loans for Chemical and Pharmaceutical Industries | -- | -- | -- | -- | -- | -- | -- | 0.00 |
| 6858-Loans for Engineering Industries | -- | -- | -- | -- | -- | -- | 6585.56 | 41678.12 |
| 6859-Loans for Telecommunication and Electronic Industries | -- | -- | -- | -- | -- | -- | -- | 10125.00 |
| 6860-Loans for Consumer Industries | -- | -- | 24.77 | -- | -- | -- | 159.99 | 2068.05 |
| 6861-Loans for Atomic Energy Industries | -- | -- | -- | -- | -- | -- | -- | 0.00 |
| 6875-Loans for other Industries | -- | -- | -- | -- | -- | -- | -- | 0.00 |
| 6885-Other Loans to Industries and Minerals | 1519.93 | -- | 701.68 | -- | 6675.79 | -- | (A) 478.56 | 143551.68 |
| 7002-Loans to Railways | -- | -- | -- | -- | -- | -- | -- | 0.00 |
| 7051-Loans to Port and Light Houses | -- | -- | 16.17 | -- | -- | -- | -- | 2642.47 |
| 7052-Loans for Shipping | -- | -- | -15.07 | -- | -- | -- | -- | -15.07 |
| 7053-Loans for Civil Aviation | -- | -- | -- | -- | -- | -- | -- | 2765.50 |
| 7055-Loans for Road Transport | -- | -- | -- | -- | -- | -- | -- | 6.23 |
| 7056-Loans for Inland Water Transport | -- | -- | -- | -- | -- | -- | 23.71 | 23.71 |
| 7075-Loans for other Transport Services | -- | -- | -- | -- | -- | -- | -- | 12185.00 |
| 7225-Loans for Telecommunication Services | -- | -- | -- | -- | -- | -- | -- | 0.00 |
| 7275-Loan for other Communication Services | -- | -- | -- | -- | -- | -- | -- | 0.00 |
| 7425-Loans for other Scientific Research | -- | -- | -- | -- | -- | -- | -- | 969.91 |
| Total : Economic Services carried over to page 132 | 10703.36 | 0.00 | 231935.78 | 2.64 | 21018.97 | 5740.94 | 36254.68 | 982830.89 |

(A) Includes ₹ 402.07 lakh written off.

No. 5 - ACCOUNT showing by MAJOR HEADS the RECEIPTS and DISBURSEMENTS on account of PUBLIC DEBT, LOANS and ADVANCES (Consolidated Fund) and CONTINGENCY FUND of the UNION, UNION TERRITORY and STATE GOVERNMENTS for the year ended 31st March, 2010 - Contd.

| DISBURSEMENTS | STATE GOVERNMENTS | | | | | | | (₹ in lakh) |
|----------------------------------------------------------------|-------------------|----------------|------------------|----------------|-----------------|----------------|-----------------|-------------------|
| | Rajasthan | Sikkim | Tamil Nadu | Tripura | Uttar Pradesh | Uttarakhand | West Bengal | Total |
| Total : Economic Services brought forward from page 117 | 47479.94 | 3503.00 | 119707.50 | 1692.80 | 1673.69 | 2864.88 | 47810.78 | 1107681.67 |
| F-LOANS AND ADVANCES - Contd. | | | | | | | | |
| 6854-Loans for Cement and Non-Metallic Mineral Industries | -- | -- | -- | -- | -- | -- | -- | 0.00 |
| 6855-Loans for Fertilizer Industries | -- | -- | -- | -- | -- | -- | -- | 19599.00 |
| 6856-Loans for Petro-Chemical Industries | -- | -- | -- | -- | -- | -- | -- | 1510.00 |
| 6857-Loans for Chemical and Pharmaceutical Industries | -- | -- | -- | -- | -- | -- | 121.26 | 6911.29 |
| 6858-Loans for Engineering Industries | -- | -- | -- | -- | -- | -- | 1456.37 | 32636.05 |
| 6859-Loans for Telecommunication and Electronic Industries | -- | -- | -- | -- | -- | -- | 88.89 | 1538.89 |
| 6860-Loans for Consumer Industries | 20.00 | -- | 230.12 | -- | 38000.00 | -- | 3164.03 | 88923.65 |
| 6861-Loans for Atomic Energy Industries | -- | -- | -- | -- | -- | -- | -- | 0.00 |
| 6875-Loans for other Industries | -- | -- | 653.25 | -- | -- | -- | 269.80 | 923.05 |
| 6885-Other Loans to Industries and Minerals | -- | -- | 8677.72 | -- | 11340.51 | -- | 112.59 | 36862.99 |
| 7002-Loans to Railways | -- | -- | -- | -- | -- | -- | -- | 0.00 |
| 7051-Loans to Port and Light Houses | -- | -- | -- | -- | -- | -- | -- | 0.00 |
| 7052-Loans for Shipping | -- | -- | -- | -- | -- | -- | -- | 0.00 |
| 7053-Loans for Civil Aviation | -- | -- | -- | -- | -- | -- | -- | 6513.27 |
| 7055-Loans for Road Transport | -- | -- | 27700.00 | -- | -- | -- | 8654.66 | 302097.25 |
| 7056-Loans for Inland Water Transport | -- | -- | -- | -- | -- | -- | 500.00 | 500.00 |
| 7075-Loans for other Transport Services | -- | -- | -- | -- | -- | -- | 5012.16 | 27412.03 |
| 7225-Loans for Telecommunication Services | -- | -- | -- | -- | -- | -- | -- | 0.00 |
| 7275-Loan for other Communication Services | -- | -- | -- | -- | -- | -- | -- | 0.00 |
| 7425-Loans for other Scientific Research | -- | -- | -- | -- | -- | -- | -- | 5099.98 |
| Total : Economic Services carried over to page 133 | 47499.94 | 3503.00 | 156968.59 | 1692.80 | 51014.20 | 2864.88 | 67190.54 | 1638209.12 |

No. 5 - ACCOUNT showing by MAJOR HEADS the RECEIPTS and DISBURSEMENTS on account of PUBLIC DEBT, LOANS and ADVANCES (Consolidated Fund) and CONTINGENCY FUND of the UNION, UNION TERRITORY and STATE GOVERNMENTS for the year ended 31st March, 2010 - Contd.

| (₹ in lakh) | | | | | | | | | |
|----------------------------------------------------------------|-------------------|----------------------|-------------------|-------------------|----------------|----------------|-----------------|-----------------|----------------|
| RECEIPTS | Union Government | U.T.Govt. Puducherry | STATE GOVERNMENTS | | | | | | |
| | | | Andhra Pradesh | Arunachal Pradesh | Assam | Bihar | Chhattisgarh | NCT Delhi | Goa |
| Total : Economic Services brought forward from page 118 | 306217.17 | 19.37 | 4574.86 | 20038.99 | 120.54 | 82.18 | 98081.56 | 8394.86 | -22.24 |
| F-LOANS AND ADVANCES - Concl'd. | | | | | | | | | |
| 7452-Loans for Tourism | -- | -- | -- | -- | -- | -- | -- | -- | -- |
| 7453-Loans for Foreign Trade Export Promotion | -- | -- | -- | -- | -- | -- | -- | -- | -- |
| 7465-Loans for General Financial and Trading Institutions | 17500.00 | -- | -- | -- | -- | -- | -- | -- | -- |
| 7475-Loans for Other General Economic Services | -- | -- | 68.00 | -- | -- | -- | -- | -- | -- |
| Total : Economic Services | 323717.17 | 19.37 | 4642.86 | 20038.99 | 120.54 | 82.18 | 98081.56 | 8394.86 | -22.24 |
| Miscellaneous Loans- | | | | | | | | | |
| 7601-Loans and Advances to State Governments | 855243.84 | -- | -- | -- | -- | -- | -- | -- | -- |
| 7602-Loans and Advances to Union Territory Governments | 11195.60 | -- | -- | -- | -- | -- | -- | -- | -- |
| 7605-Advances to Foreign Governments | 33145.60 | -- | -- | -- | -- | -- | -- | -- | -- |
| 7610-Loans to Government Servants, etc. | 46919.57 | 452.06 | (A) 8539.00 | 230.79 | (B) 3149.92 | 1236.49 | 84.88 | 307.55 | 996.92 |
| 7615-Miscellaneous Loans | 138.76 | -- | -- | -- | -- | -- | -- | 14367.00 | -- |
| Total: Miscellaneous Loans | 946643.37 | 452.06 | 8539.00 | 230.79 | 3149.92 | 1236.49 | 84.88 | 14674.55 | 996.92 |
| TOTAL : F-LOANS AND ADVANCES | 1273250.12 | 475.81 | 14290.89 | 20269.78 | 3286.87 | 1319.86 | 99243.07 | 31815.23 | 1273.40 |
| G-INTER STATE SETTLEMENTS- | | | | | | | | | |
| 7810-Inter-State Settlements | -- | -- | -- | -- | -- | -- | 303.64 | -- | -- |
| H-TRANSFER TO CONTINGENCY FUNDS - | | | | | | | | | |
| 7999-Appropriation to the Contingency Funds | -- | -- | -- | -- | -- | -- | -- | -- | -- |
| CONTINGENCY FUND - | | | | | | | | | |
| 8000-Contingency Fund | -- | 27.59 | 715.85 | -- | -- | -- | 50.25 | -- | 6.20 |

(A) Includes ₹ 6.04 lakh written off.

(A) Includes ₹ 0.05 lakh written off.

No. 5 - ACCOUNT showing by MAJOR HEADS the RECEIPTS and DISBURSEMENTS on account of PUBLIC DEBT, LOANS and ADVANCES (Consolidated Fund) and CONTINGENCY FUND of the UNION, UNION TERRITORY and STATE GOVERNMENTS for the year ended 31st March, 2010 - Contd.

| DISBURSEMENTS | Union Government | U.T.Govt. Puducherry | STATE GOVERNMENTS | | | | | | |
|----------------------------------------------------------------|-------------------|----------------------|-------------------|-------------------|----------------|-----------------|-----------------|------------------|----------------|
| | | | Andhra Pradesh | Arunachal Pradesh | Assam | Bihar | Chhattisgarh | NCT Delhi | Goa |
| Total : Economic Services brought forward from page 119 | 326558.48 | 1.25 | 9001.96 | 20272.63 | 7402.66 | 88966.74 | 83855.93 | 204777.91 | 116.00 |
| F-LOANS AND ADVANCES - Concl'd. | | | | | | | | | |
| 7452-Loans for Tourism | -- | -- | -- | -- | -- | -- | -- | -- | -- |
| 7453-Loans for Foreign Trade Export Promotion | -- | -- | -- | -- | -- | -- | -- | -- | -- |
| 7465-Loans for General Financial and Trading Institutions | -- | -- | -- | -- | -- | -- | -- | -- | -- |
| 7475-Loans for Other General Economic Services | -- | -- | -- | -- | -- | -- | -- | -- | -- |
| Total : Economic Services | 326558.48 | 1.25 | 9001.96 | 20272.63 | 7402.66 | 88966.74 | 83855.93 | 204777.91 | 116.00 |
| Miscellaneous Loans- | | | | | | | | | |
| 7601-Loans and Advances to State Governments | 783500.80 | -- | -- | -- | -- | -- | -- | -- | -- |
| 7602-Loans and Advances to Union Territory Governments | 7200.00 | -- | -- | -- | -- | -- | -- | -- | -- |
| 7605-Advances to Foreign Governments | 42165.89 | -- | -- | -- | -- | -- | -- | -- | -- |
| 7610-Loans to Government Servants, etc. | 23985.72 | 215.53 | 7553.77 | 175.15 | 223.85 | 711.62 | -- | 149.99 | 3322.88 |
| 7615-Miscellaneous Loans | 207.23 | -- | 525.00 | -- | -- | -- | -- | 204667.00 | -- |
| Total: Miscellaneous Loans | 857059.64 | 215.53 | 8078.77 | 175.15 | 223.85 | 711.62 | 0.00 | 204816.99 | 3322.88 |
| TOTAL : F-LOANS AND ADVANCES | 1611480.44 | 216.78 | 158981.51 | 20545.84 | 9922.78 | 89678.36 | 89679.24 | 570129.90 | 3722.07 |
| G-INTER STATE SETTLEMENTS- | | | | | | | | | |
| 7810-Inter-State Settlements | -- | -- | -- | -- | -- | -- | 328.73 | -- | -- |
| H-TRANSFER TO CONTINGENCY FUNDS - | | | | | | | | | |
| 7999-Appropriation to the Contingency Funds | -- | -- | -- | -- | -- | -- | -- | -- | -- |
| CONTINGENCY FUND - | | | | | | | | | |
| 8000-Contingency Fund | -- | 27.59 | 40.63 | -- | -- | -- | -- | -- | 299.00 |

No. 5 - ACCOUNT showing by MAJOR HEADS the RECEIPTS and DISBURSEMENTS on account of PUBLIC DEBT, LOANS and ADVANCES (Consolidated Fund) and CONTINGENCY FUND of the UNION, UNION TERRITORY and STATE GOVERNMENTS for the year ended 31st March, 2010 - Contd.

| RECEIPTS | STATE GOVERNMENTS | | | | | | | |
|----------------------------------------------------------------|-------------------|-----------------|------------------|-------------------|----------------|-----------------|----------------|----------------|
| | Gujarat | Haryana | Himachal Pradesh | Jammu and Kashmir | Jharkhand | Karnataka | Kerala | Madhya Pradesh |
| Total : Economic Services brought forward from page 120 | 8144.90 | 6422.37 | 1974.16 | 15.18 | 68.94 | 54570.82 | 2146.62 | 1409.39 |
| F-LOANS AND ADVANCES - Concl'd. | | | | | | | | |
| 7452-Loans for Tourism | -- | -- | -- | -- | -- | -- | -- | -- |
| 7453-Loans for Foreign Trade Export Promotion | -- | -- | -- | -- | -- | -- | -- | -- |
| 7465-Loans for General Financial and Trading Institutions | -- | -- | -- | -- | -- | -- | -- | -- |
| 7475-Loans for Other General Economic Services | -- | -- | -- | -- | -- | 1.90 | -- | -- |
| Total : Economic Services | 8144.90 | 6422.37 | 1974.16 | 15.18 | 68.94 | 54572.72 | 2146.62 | 1409.39 |
| Miscellaneous Loans- | | | | | | | | |
| 7601-Loans and Advances to State Governments | -- | -- | -- | -- | -- | -- | -- | -- |
| 7602-Loans and Advances to Union Territory Governments | -- | -- | -- | -- | -- | -- | -- | -- |
| 7605-Advances to Foreign Governments | -- | -- | -- | -- | -- | -- | -- | -- |
| 7610-Loans to Government Servants, etc. | 3462.25 | 14853.04 | 1376.90 | 123.98 | 2100.74 | 323.56 | (A) 1515.22 | 15.06 |
| 7615-Miscellaneous Loans | 3030.18 | -- | -- | -- | -- | 32.69 | 0.03 | -- |
| Total: Miscellaneous Loans | 6492.43 | 14853.04 | 1376.90 | 123.98 | 2100.74 | 356.25 | 1515.25 | 15.06 |
| TOTAL : F-LOANS AND ADVANCES | 15066.62 | 21283.83 | 3384.48 | 161.96 | 2178.72 | 55536.09 | 3847.44 | 2336.54 |
| G-INTER STATE SETTLEMENTS- | | | | | | | | |
| 7810-Inter-State Settlements | -- | -- | -- | -- | -- | -- | -- | 275.57 |
| H-TRANSFER TO CONTINGENCY FUNDS - | | | | | | | | |
| 7999-Appropriation to the Contingency Funds | -- | -- | -- | -- | -- | -- | -- | -- |
| CONTINGENCY FUND - | | | | | | | | |
| 8000-Contingency Fund | 3396.65 | -- | -- | 11.29 | -- | 209.80 | 583.73 | -- |

(A) Includes ₹ 11.34 lakh written off.

No. 5 - ACCOUNT showing by MAJOR HEADS the RECEIPTS and DISBURSEMENTS on account of PUBLIC DEBT, LOANS and ADVANCES (Consolidated Fund) and CONTINGENCY FUND of the UNION, UNION TERRITORY and STATE GOVERNMENTS for the year ended 31st March, 2010 - Contd.

| DISBURSEMENTS | STATE GOVERNMENTS | | | | | | | |
|----------------------------------------------------------------|-------------------|-----------------|------------------|-------------------|-----------------|-----------------|-----------------|------------------|
| | Gujarat | Haryana | Himachal Pradesh | Jammu and Kashmir | Jharkhand | Karnataka | Kerala | Madhya Pradesh |
| Total : Economic Services brought forward from page 121 | 32895.22 | 22246.60 | 6331.74 | 2702.51 | 25270.25 | 17136.15 | 40322.94 | 357067.10 |
| F-LOANS AND ADVANCES - Concl'd. | | | | | | | | |
| 7452-Loans for Tourism | -- | -- | -- | -- | -- | -- | -- | -- |
| 7453-Loans for Foreign Trade Export Promotion | -- | -- | -- | -- | -- | -- | -- | -- |
| 7465-Loans for General Financial and Trading Institutions | -- | -- | -- | -- | -- | -- | -- | -- |
| 7475-Loans for Other General Economic Services | -- | -- | -- | -- | -- | -- | -- | -- |
| Total : Economic Services | 32895.22 | 22246.60 | 6331.74 | 2702.51 | 25270.25 | 17136.15 | 40322.94 | 357067.10 |
| Miscellaneous Loans- | | | | | | | | |
| 7601-Loans and Advances to State Governments | -- | -- | -- | -- | -- | -- | -- | -- |
| 7602-Loans and Advances to Union Territory Governments | -- | -- | -- | -- | -- | -- | -- | -- |
| 7605-Advances to Foreign Governments | -- | -- | -- | -- | -- | -- | -- | -- |
| 7610-Loans to Government Servants, etc. | 3296.67 | 18961.52 | 595.62 | 124.34 | 1228.58 | 511.87 | 5443.84 | 0.57 |
| 7615-Miscellaneous Loans | 4425.74 | -- | -- | -- | -- | -- | -- | -- |
| Total: Miscellaneous Loans | 7722.41 | 18961.52 | 595.62 | 124.34 | 1228.58 | 511.87 | 5443.84 | 0.57 |
| TOTAL : F-LOANS AND ADVANCES | 42760.32 | 82969.12 | 6967.36 | 4911.92 | 31997.52 | 98158.43 | 87667.90 | 381688.22 |
| G-INTER STATE SETTLEMENTS- | | | | | | | | |
| 7810-Inter-State Settlements | -- | -- | -- | -- | -- | -- | -- | 277.57 |
| H-TRANSFER TO CONTINGENCY FUNDS - | | | | | | | | |
| 7999-Appropriation to the Contingency Funds | -- | -- | -- | -- | -- | -- | -- | -- |
| CONTINGENCY FUND - | | | | | | | | |
| 8000-Contingency Fund | 4711.65 | -- | -- | 106.91 | -- | -- | 2627.00 | -- |

No. 5 - ACCOUNT showing by MAJOR HEADS the RECEIPTS and DISBURSEMENTS on account of PUBLIC DEBT, LOANS and ADVANCES (Consolidated Fund) and CONTINGENCY FUND of the UNION, UNION TERRITORY and STATE GOVERNMENTS for the year ended 31st March, 2010 - Contd.

| RECEIPTS | STATE GOVERNMENTS | | | | | | |
|----------------------------------------------------------------|-------------------|---------------|----------------|----------------|---------------|-----------------|------------------|
| | Maharashtra | Manipur | Meghalaya | Mizoram | Nagaland | Orissa | Punjab |
| Total : Economic Services brought forward from page 122 | 14113.66 | 168.24 | 8.12 | 3.19 | 363.87 | 29956.81 | 120300.96 |
| F-LOANS AND ADVANCES - Concl'd. | | | | | | | |
| 7452-Loans for Tourism | -- | -- | -- | -- | -- | -- | 370.85 |
| 7453-Loans for Foreign Trade Export Promotion | -- | -- | -- | -- | -- | -- | -- |
| 7465-Loans for General Financial and Trading Institutions | -- | -- | -- | -- | -- | -- | -- |
| 7475-Loans for Other General Economic Services | 154.29 | -- | -- | -- | -- | -- | -- |
| Total : Economic Services | 14267.95 | 168.24 | 8.12 | 3.19 | 363.87 | 29956.81 | 120671.81 |
| Miscellaneous Loans- | | | | | | | |
| 7601-Loans and Advances to State Governments | -- | -- | -- | -- | -- | -- | -- |
| 7602-Loans and Advances to Union Territory Governments | -- | -- | -- | -- | -- | -- | -- |
| 7605-Advances to Foreign Governments | -- | -- | -- | -- | -- | -- | -- |
| 7610-Loans to Government Servants, etc. | 18764.95 | 60.18 | 1647.42 | 311.34 | 53.15 | 2636.92 | 6880.72 |
| 7615-Miscellaneous Loans | 5978.34 | -- | -- | -- | -- | 2948.00 | -- |
| Total : Miscellaneous Loans | 24743.29 | 60.18 | 1647.42 | 311.34 | 53.15 | 5584.92 | 6880.72 |
| TOTAL : F-LOANS AND ADVANCES | 51484.30 | 328.44 | 1667.94 | 2531.84 | 420.01 | 35636.27 | 127601.74 |
| G-INTER STATE SETTLEMENTS- | | | | | | | |
| 7810-Inter-State Settlements | -- | -- | -- | -- | -- | -- | -- |
| H-TRANSFER TO CONTINGENCY FUNDS - | | | | | | | |
| 7999-Appropriation to the Contingency Funds | 60000.00 | -- | -- | -- | -- | -- | -- |
| CONTINGENCY FUND - | | | | | | | |
| 8000-Contingency Fund | 35192.97 | -- | -- | -- | -- | 1107.00 | -- |

No. 5 - ACCOUNT showing by MAJOR HEADS the RECEIPTS and DISBURSEMENTS on account of PUBLIC DEBT, LOANS and ADVANCES (Consolidated Fund) and CONTINGENCY FUND of the UNION, UNION TERRITORY and STATE GOVERNMENTS for the year ended 31st March, 2010 - Contd.

| DISBURSEMENTS | STATE GOVERNMENTS | | | | | | |
|----------------------------------------------------------------|-------------------|---------------|----------------|----------------|---------------|-----------------|----------------|
| | Maharashtra | Manipur | Meghalaya | Mizoram | Nagaland | Orissa | Punjab |
| Total : Economic Services brought forward from page 123 | 56809.68 | 670.00 | 751.68 | 11.71 | 336.54 | 3969.49 | 0.00 |
| F-LOANS AND ADVANCES - Concltd. | | | | | | | |
| 7452-Loans for Tourism | -- | -- | 300.00 | -- | -- | -- | -- |
| 7453-Loans for Foreign Trade Export Promotion | -- | -- | -- | -- | -- | -- | -- |
| 7465-Loans for General Financial and Trading Institutions | -- | -- | -- | -- | -- | -- | -- |
| 7475-Loans for Other General Economic Services | -- | -- | -- | -- | -- | -- | -- |
| Total : Economic Services | 56809.68 | 670.00 | 1051.68 | 11.71 | 336.54 | 3969.49 | 0.00 |
| Miscellaneous Loans- | | | | | | | |
| 7601-Loans and Advances to State Governments | -- | -- | -- | -- | -- | -- | -- |
| 7602-Loans and Advances to Union Territory Governments | -- | -- | -- | -- | -- | -- | -- |
| 7605-Advances to Foreign Governments | -- | -- | -- | -- | -- | -- | -- |
| 7610-Loans to Government Servants, etc. | 23736.98 | 19.30 | 1613.61 | 1977.26 | 18.65 | 2397.50 | 2883.64 |
| 7615-Miscellaneous Loans | -- | -- | -- | -- | -- | -- | -- |
| Total : Miscellaneous Loans | 23736.98 | 19.30 | 1613.61 | 1977.26 | 18.65 | 2397.50 | 2883.64 |
| TOTAL : F-LOANS AND ADVANCES | 126107.55 | 689.30 | 2665.29 | 2493.97 | 355.19 | 11248.03 | 2883.64 |
| G-INTER STATE SETTLEMENTS- | | | | | | | |
| 7810-Inter-State Settlements | -- | -- | -- | -- | -- | -- | -- |
| H-TRANSFER TO CONTINGENCY FUNDS - | | | | | | | |
| 7999-Appropriation to the Contingency Funds | 35000.00 | -- | -- | -- | -- | -- | -- |
| CONTINGENCY FUND - | | | | | | | |
| 8000-Contingency Fund | 60300.00 | -- | -- | -- | -- | 19896.76 | -- |

No. 5 - ACCOUNT showing by MAJOR HEADS the RECEIPTS and DISBURSEMENTS on account of PUBLIC DEBT, LOANS and ADVANCES (Consolidated Fund) and CONTINGENCY FUND of the UNION, UNION TERRITORY and STATE GOVERNMENTS for the year ended 31st March, 2010 - Contd.

| RECEIPTS | STATE GOVERNMENTS | | | | | | | (₹ in lakh) |
|----------------------------------------------------------------|-------------------|--------------|------------------|---------------|-----------------|----------------|-----------------|-------------------|
| | Rajasthan | Sikkim | Tamil Nadu | Tripura | Uttar Pradesh | Uttarakhand | West Bengal | Total |
| Total : Economic Services brought forward from page 124 | 10703.36 | 0.00 | 231935.78 | 2.64 | 21018.97 | 5740.94 | 36254.68 | 982830.89 |
| F-LOANS AND ADVANCES - Concl'd. | | | | | | | | |
| 7452-Loans for Tourism | -- | -- | 39.59 | -- | -- | -- | -- | 410.44 |
| 7453-Loans for Foreign Trade Export Promotion | -- | -- | -- | -- | -- | -- | -- | 0.00 |
| 7465-Loans for General Financial and Trading Institutions | -- | -- | -- | -- | -- | -- | -- | 17500.00 |
| 7475-Loans for Other General Economic Services | 2.51 | -- | -- | -- | -- | -- | -- | 226.70 |
| Total : Economic Services | 10705.87 | 0.00 | 231975.37 | 2.64 | 21018.97 | 5740.94 | 36254.68 | 1000968.03 |
| Miscellaneous Loans- | | | | | | | | |
| 7601-Loans and Advances to State Governments | | -- | -- | -- | -- | -- | -- | 855243.84 |
| 7602-Loans and Advances to Union Territory Governments | -- | -- | -- | -- | -- | -- | -- | 11195.60 |
| 7605-Advances to Foreign Governments | -- | -- | -- | -- | -- | -- | -- | 33145.60 |
| 7610-Loans to Government Servants, etc. | 107.27 | 29.96 | 8515.83 | 321.98 | 5225.07 | 742.44 | 2435.58 | 133420.74 |
| 7615-Miscellaneous Loans | -- | -- | 57.84 | -- | -- | -- | -- | 26552.84 |
| Total : Miscellaneous Loans | 107.27 | 29.96 | 8573.67 | 321.98 | 5225.07 | 742.44 | 2435.58 | 1059558.62 |
| TOTAL : F-LOANS AND ADVANCES | 11200.30 | 29.96 | 258711.38 | 350.55 | 29308.05 | 6483.38 | 38709.83 | 2113484.70 |
| G-INTER STATE SETTLEMENTS- | | | | | | | | |
| 7810-Inter-State Settlements | -- | -- | -- | -- | -- | -- | -- | 579.21 |
| H-TRANSFER TO CONTINGENCY FUNDS - | | | | | | | | |
| 7999-Appropriation to the Contingency Funds | -- | -- | -- | -- | -- | -- | -- | 60000.00 |
| CONTINGENCY FUND - | | | | | | | | |
| 8000-Contingency Fund | -- | -- | 50.65 | -- | 8281.83 | 3704.77 | 143.41 | 53481.99 |

No. 5 - ACCOUNT showing by MAJOR HEADS the RECEIPTS and DISBURSEMENTS on account of PUBLIC DEBT, LOANS and ADVANCES (Consolidated Fund) and CONTINGENCY FUND of the UNION, UNION TERRITORY and STATE GOVERNMENTS for the year ended 31st March, 2010 - Concl'd.

| DISBURSEMENTS | STATE GOVERNMENTS | | | | | | | (₹ in lakh) |
|----------------------------------------------------------------|-------------------|----------------|------------------|----------------|-----------------|----------------|-----------------|-------------------|
| | Rajasthan | Sikkim | Tamil Nadu | Tripura | Uttar Pradesh | Uttarakhand | West Bengal | Total |
| Total : Economic Services brought forward from page 125 | 47499.94 | 3503.00 | 156968.59 | 1692.80 | 51014.20 | 2864.88 | 67190.54 | 1638209.12 |
| F-LOANS AND ADVANCES - Concl'd. | | | | | | | | |
| 7452-Loans for Tourism | -- | -- | -- | -- | -- | -- | -- | 300.00 |
| 7453-Loans for Foreign Trade Export Promotion | -- | -- | -- | -- | -- | -- | -- | 0.00 |
| 7465-Loans for General Financial and Trading Institutions | -- | -- | -- | -- | -- | -- | 500.00 | 500.00 |
| 7475-Loans for Other General Economic Services | -- | -- | -- | -- | -- | -- | -- | 0.00 |
| Total : Economic Services | 47499.94 | 3503.00 | 156968.59 | 1692.80 | 51014.20 | 2864.88 | 67690.54 | 1639009.12 |
| Miscellaneous Loans- | | | | | | | | |
| 7601-Loans and Advances to State Governments | -- | -- | -- | -- | -- | -- | -- | 783500.80 |
| 7602-Loans and Advances to Union Territory Governments | -- | -- | -- | -- | -- | -- | -- | 7200.00 |
| 7605-Advances to Foreign Governments | -- | -- | -- | -- | -- | -- | -- | 42165.89 |
| 7610-Loans to Government Servants, etc. | 0.11 | 30.00 | 10811.19 | 62.89 | 9553.25 | 130.77 | 207.42 | 119944.09 |
| 7615-Miscellaneous Loans | -- | -- | 39.26 | -- | -- | 10.00 | -- | 209874.23 |
| Total : Miscellaneous Loans | 0.11 | 30.00 | 10850.45 | 62.89 | 9553.25 | 140.77 | 207.42 | 1162685.01 |
| TOTAL : F-LOANS AND ADVANCES | 49781.88 | 3698.00 | 229056.30 | 1755.69 | 94184.59 | 3005.65 | 75243.54 | 3894646.33 |
| G-INTER STATE SETTLEMENTS- | | | | | | | | |
| 7810-Inter-State Settlements | -- | -- | -- | -- | -- | -- | -- | 606.30 |
| H-TRANSFER TO CONTINGENCY FUNDS - | | | | | | | | |
| 7999-Appropriation to the Contingency Funds | -- | -- | -- | -- | -- | -- | -- | 35000.00 |
| CONTINGENCY FUND - | | | | | | | | |
| 8000-Contingency Fund | -- | -- | -- | -- | -- | 7142.37 | 270.21 | 95422.12 |

**No.6 - ACCOUNT showing by MAJOR HEADS the RECEIPTS AND DISBURSEMENTS on account of PUBLIC ACCOUNT
in respect of the UNION AND STATE GOVERNMENTS for the year ended 31st March, 2010**

(₹ in lakh)

| RECEIPTS | Union Government | U.T. Govt. Puducherry | STATE GOVERNMENTS | | | | | | |
|--------------------------------------------------------------------------------|---------------------|--------------------------|-------------------|----------------------|------------------|------------------|------------------|-----------------|------------------|
| | | | Andhra Pradesh | Arunachal Pradesh | Assam | Bihar | Chhattisgarh | Goa | Gujarat |
| PART III PUBLIC ACCOUNT- I. SMALL SAVINGS,PROVIDENT FUNDS ETC.- | | | | | | | | | |
| (a) Small Savings - | | | | | | | | | |
| 8001-Savings Deposits | 18579742.79 | - | - | - | - | - | - | - | - |
| 8002-Savings Certificates | 3168528.86 | - | - | - | - | - | - | - | - |
| Total (a) | 21748271.65 | 0.00 | 0.00 | 0.00 | 0.00 | 0.00 | 0.00 | 0.00 | 0.00 |
| (b) Provident Funds - | | | | | | | | | |
| 8006-Public Provident Funds | 3344859.31 | - | - | - | - | - | - | - | - |
| 8007-Investment of National Small Savings Fund | 1195842.63 | - | - | - | - | - | - | - | - |
| 8008-Income and Expenditure on N.S.S. Fund | 6216959.83 | - | - | - | - | - | - | - | - |
| 8009-State Provident Funds | 3517553.22 | 21163.87 | 198551.89 | 21359.69 | 73646.22 | 64944.69 | 62907.57 | 34545.81 | 175561.06 |
| Total (b) | 14275214.99 | 21163.87 | 198551.89 | 21359.69 | 73646.22 | 64944.69 | 62907.57 | 34545.81 | 175561.06 |
| (c) Other Accounts - | | | | | | | | | |
| 8010-Trusts and Endowments | - | - | - | | - | - | - | - | - |
| 8011-Insurance and Pension Funds | 581384.00 | 369.64 | 39734.16 | 654.19 | 1833.87 | 5773.93 | 7851.69 | 360.48 | 14506.32 |
| 8012-Special Deposits and Accounts | 1232791.44 | - | - | - | - | - | - | - | - |
| 8013-Other Deposits and Accounts | 68.61 | - | - | - | - | - | - | - | - |
| Total (c) | 1814244.05 | 369.64 | 39734.16 | 654.19 | 1833.87 | 5773.93 | 7851.69 | 360.48 | 14506.32 |
| (d) Other Saving Schemes- | | | | | | | | | |
| 8031-Other Saving Deposit | - | - | - | - | - | - | - | - | - |
| Total (d) | 0.00 | 0.00 | 0.00 | 0.00 | 0.00 | 0.00 | 0.00 | 0.00 | 0.00 |
| TOTAL : I-Small Savings,Provident Funds, etc. | 37837730.69 | 21533.51 | 238286.05 | 22013.88 | 75480.09 | 70718.62 | 70759.26 | 34906.29 | 190067.38 |
| J. RESERVE FUNDS - | | | | | | | | | |
| (a) Reserve Funds bearing interest - | | | | | | | | | |
| 8115-Depreciation/Renewal Reserve Funds | 243219.28 | - | - | - | - | - | - | - | - |
| 8116-Revenue Reserve Funds | - | - | - | - | - | - | - | - | - |
| 8117-Development Funds | 12311.21 | - | - | - | - | - | - | - | - |
| 8118-Capital Reserve Funds | 26688.79 | - | - | - | - | - | - | - | - |
| 8119-Railway Safety Funds | - | - | - | - | - | - | - | - | - |
| 8121-General and other Reserve Funds | 1525725.47 | - | 155.43 | - | - | - | - | - | - |
| Total (a) | 1807944.75 | 0.00 | 155.43 | 0.00 | 0.00 | 0.00 | 0.00 | 0.00 | 0.00 |
| (b) Reserve Funds not bearing interest - | | | | | | | | | |
| 8222-Sinking Funds | - | 1295.54 | 68442.77 | 1500.00 | 10800.00 | 14000.00 | 10000.00 | 3642.94 | 56000.00 |
| 8223-Famine Relief Fund | - | - | - | - | - | - | 38.14 | - | - |
| 8224-Central Road Fund | 1440000.00 | - | - | - | - | - | - | - | - |
| 8225-Roads and Bridges Fund | 7539.00 | - | - | - | - | - | - | - | - |
| 8226-Depreciation/Renewal Reserve Funds | 28200.80 | - | 32.64 | - | - | - | - | - | 48.18 |
| 8228-Revenue Reserve Funds | - | - | - | - | - | - | 30.44 | - | - |
| 8229-Development and Welfare Funds | 1307635.63 | - | 180.53 | - | - | - | 25620.91 | 10012.67 | 3200.00 |
| 8230-Special Railway Safety Fund | - | - | - | - | - | - | - | - | - |
| 8231-Railway Safety Fund | 107135.97 | - | - | - | - | - | - | - | - |
| 8232-Rural Employment Guarantee Funds | 3353937.99 | - | - | - | - | - | - | - | - |
| 8235-General and other Reserve Funds | 2089640.55 | - | 122806.15 | - | 62542.24 | 42566.50 | 18723.94 | 2971.45 | 36433.53 |
| Total (b) | 8334089.94 | 1295.54 | 191462.09 | 1500.00 | 73342.24 | 56566.50 | 54413.43 | 16627.06 | 95681.71 |
| TOTAL : J-RESERVE FUNDS | 10142034.69 | 1295.54 | 191617.52 | 1500.00 | 73342.24 | 56566.50 | 54413.43 | 16627.06 | 95681.71 |
| Carried over to page 142 | 47979765.38 | 22829.05 | 429903.57 | 23513.88 | 148822.33 | 127285.12 | 125172.69 | 51533.35 | 285749.09 |

**No.6 - ACCOUNT showing by MAJOR HEADS the RECEIPTS AND DISBURSEMENTS on account of PUBLIC ACCOUNT
in respect of the UNION AND STATE GOVERNMENTS for the year ended 31st March, 2010-Contd.**

(₹ in lakh)

| DISBURSEMENTS | Union Government | U.T. Govt. Puducherry | STATE GOVERNMENTS | | | | | | |
|-------------------------------------------------------|---------------------|--------------------------|-------------------|----------------------|-----------------|------------------|-----------------|-----------------|------------------|
| | | | Andhra Pradesh | Arunachal Pradesh | Assam | Bihar | Chhattisgarh | Goa | Gujarat |
| PART III PUBLIC ACCOUNT- | | | | | | | | | |
| I. SMALL SAVINGS, PROVIDENT FUNDS ETC.- | | | | | | | | | |
| (a) Small Savings - | | | | | | | | | |
| 8001-Savings Deposits | 15211878.20 | - | - | - | - | - | - | - | - |
| 8002-Savings Certificates | 2583168.31 | - | - | - | - | - | - | - | - |
| Total (a) | 17795046.51 | 0.00 | 0.00 | 0.00 | 0.00 | 0.00 | 0.00 | 0.00 | 0.00 |
| (b) Provident Funds - | | | | | | | | | |
| 8006-Public Provident Funds | 867168.67 | - | - | - | - | - | - | - | - |
| 8007-Investment of National Small Savings Fund | 4941997.00 | - | - | - | - | - | - | - | - |
| 8008-Income and Expenditure on N.S.S. Fund | 7754508.57 | - | - | - | - | - | - | - | - |
| 8009-State Provident Funds | 1911989.54 | 16529.32 | 122206.16 | 7523.58 | 23332.16 | 86000.98 | 36614.42 | 9584.41 | 81524.47 |
| Total (b) | 15475663.78 | 16529.32 | 122206.16 | 7523.58 | 23332.16 | 86000.98 | 36614.42 | 9584.41 | 81524.47 |
| (c) Other Accounts - | | | | | | | | | |
| 8010-Trusts and Endowments | - | - | - | - | - | - | - | - | - |
| 8011-Insurance and Pension Funds | 175317.32 | 212.85 | 19980.57 | 216.42 | 3193.32 | 11003.65 | 4707.80 | 112.05 | 6695.49 |
| 8012-Special Deposits and Accounts | 764242.69 | - | - | - | - | - | - | - | - |
| 8013-Other Deposits and Accounts | 214.94 | - | - | - | - | - | - | - | - |
| Total (c) | 939774.95 | 212.85 | 19980.57 | 216.42 | 3193.32 | 11003.65 | 4707.80 | 112.05 | 6695.49 |
| (d) Other Saving Schemes- | | | | | | | | | |
| 8031-Other Saving Deposit | - | - | - | - | - | - | - | - | - |
| Total (d) | 0.00 | 0.00 | 0.00 | 0.00 | 0.00 | 0.00 | 0.00 | 0.00 | 0.00 |
| TOTAL : I-Small Savings, Provident Funds, etc. | 34210485.24 | 16742.17 | 142186.73 | 7740.00 | 26525.48 | 97004.63 | 41322.22 | 9696.46 | 88219.96 |
| J. RESERVE FUNDS - | | | | | | | | | |
| (a) Reserve Funds bearing interest - | | | | | | | | | |
| 8115-Depreciation/Renewal Reserve Funds | 573993.68 | - | - | - | - | - | - | - | - |
| 8116-Revenue Reserve Funds | - | - | - | - | - | - | - | - | - |
| 8117-Development Funds | 314147.94 | - | - | - | - | - | - | - | - |
| 8118-Capital Reserve Funds | 328273.94 | - | - | - | - | - | - | - | - |
| 8119-Railway Safety Funds | - | - | - | - | - | - | - | - | - |
| 8121-General and other Reserve Funds | 1669396.89 | - | -0.02 | - | - | - | - | - | - |
| Total (a) | 2885812.45 | 0.00 | -0.02 | 0.00 | 0.00 | 0.00 | 0.00 | 0.00 | 0.00 |
| (b) Reserve Funds not bearing interest - | | | | | | | | | |
| 8222-Sinking Funds | - | 1196.94 | 67780.50 | 1500.00 | 5746.00 | 14000.00 | 10000.00 | 3642.94 | 50001.22 |
| 8223-Famine Relief Fund | - | - | - | - | - | - | 55.90 | - | - |
| 8224-Central Road Fund | 1386426.76 | - | - | - | - | - | - | - | - |
| 8225-Roads and Bridges Fund | 8995.00 | - | - | - | - | - | - | - | - |
| 8226-Depreciation/Renewal Reserve Funds | 22786.89 | - | - | - | - | - | - | - | 73.43 |
| 8228-Revenue Reserve Funds | - | - | - | - | - | - | - | - | - |
| 8229-Development and Welfare Funds | 1599364.44 | - | 16133.00 | - | - | - | 9505.98 | 461.61 | 5813.29 |
| 8230-Special Railway Safety Fund | - | - | - | - | - | - | - | - | - |
| 8231-Railway Safety Fund | 80524.20 | - | - | - | - | - | - | - | - |
| 8232-Rural Employment Guarantee Fund | 3353937.99 | - | - | - | - | - | - | - | - |
| 8235-General and other Reserve Funds | 2161948.77 | - | 118980.13 | - | 26203.93 | 46735.80 | 10409.76 | 2292.85 | 13014.89 |
| Total (b) | 8613984.05 | 1196.94 | 202893.63 | 1500.00 | 31949.93 | 60735.80 | 29971.64 | 6397.40 | 68902.83 |
| TOTAL : J - RESERVE FUNDS | 11499796.50 | 1196.94 | 202893.61 | 1500.00 | 31949.93 | 60735.80 | 29971.64 | 6397.40 | 68902.83 |
| Carried over to page 143 | 45710281.74 | 17939.11 | 345080.34 | 9240.00 | 58475.41 | 157740.43 | 71293.86 | 16093.86 | 157122.79 |

(A) Minus credit/debit is due to rectification of misclassification of earlier years.

**No.6 - ACCOUNT showing by MAJOR HEADS the RECEIPTS AND DISBURSEMENTS on account of PUBLIC ACCOUNT
in respect of the UNION AND STATE GOVERNMENTS for the year ended 31st March, 2010-Contd.**

| RECEIPTS | STATE GOVERNMENTS | | | | | | |
|-------------------------------------------------------|-------------------|------------------|-------------------|------------------|------------------|-------------------|------------------|
| | Haryana | Himachal Pradesh | Jammu and Kashmir | Jharkhand | Karnataka | Kerala | Madhya Pradesh |
| (₹ in lakh) | | | | | | | |
| PART III PUBLIC ACCOUNT- | | | | | | | |
| I. SMALL SAVINGS, PROVIDENT FUNDS ETC.- | | | | | | | |
| (a) Small Savings - | | | | | | | |
| 8001-Savings Deposits | - | - | - | - | - | - | - |
| 8002-Savings Certificates | - | - | - | - | - | - | - |
| Total (a) | 0.00 | 0.00 | 0.00 | 0.00 | 0.00 | 0.00 | 0.00 |
| (b) Provident Funds - | | | | | | | |
| 8006-Public Provident Funds | - | - | - | - | - | - | - |
| 8007-Investment of National Small Savings Fund | - | - | - | - | - | - | - |
| 8008-Income and Expenditure on N.S.S. Fund | - | - | - | - | - | - | - |
| 8009-State Provident Funds | 185590.69 | 164014.44 | 137308.92 | 66434.53 | 141816.47 | 281404.04 | 139042.66 |
| Total (b) | 185590.69 | 164014.44 | 137308.92 | 66434.53 | 141816.47 | 281404.04 | 139042.66 |
| (c) Other Accounts - | | | | | | | |
| 8010-Trusts and Endowments | - | - | - | - | - | - | - |
| 8011-Insurance and Pension Funds | 1441.17 | 1933.22 | 9941.80 | 2231.91 | 117298.05 | 34602.51 | 12129.72 |
| 8012-Special Deposits and Accounts | - | - | - | - | - | - | - |
| 8013-Other Deposits and Accounts | - | - | - | - | - | - | - |
| Total (c) | 1441.17 | 1933.22 | 9941.80 | 2231.91 | 117298.05 | 34602.51 | 12129.72 |
| (d) Other Saving Schemes- | | | | | | | |
| 8031-Other Saving Deposit | - | - | - | - | - | 976299.41 | - |
| Total (d) | 0.00 | 0.00 | 0.00 | 0.00 | 0.00 | 976299.41 | 0.00 |
| TOTAL : I-Small Savings, Provident Funds, etc. | 187031.86 | 165947.66 | 147250.72 | 68666.44 | 259114.52 | 1292305.96 | 151172.38 |
| J. RESERVE FUNDS - | | | | | | | |
| (a) Reserve Funds bearing interest - | | | | | | (B) | |
| 8115-Depreciation/Renewal Reserve Funds | 5979.26 | - | 1.96 | - | 1.93 | -2.10 | - |
| 8116-Revenue Reserve Funds | - | - | - | - | - | - | - |
| 8117-Development Funds | - | - | - | - | - | - | - |
| 8118-Capital Reserve Funds | - | - | - | - | - | - | - |
| 8119-Railway Safety Funds | - | - | - | - | - | - | - |
| 8121-General and other Reserve Funds | 33.16 | - | 14436.50 | - | - | 10481.51 | - |
| Total (a) | 6012.42 | 0.00 | 14438.46 | 0.00 | 1.93 | 10479.41 | 0.00 |
| (b) Reserve Funds not bearing interest - | | | | | | | |
| 8222-Sinking Funds | 9869.40 | - | - | - | 18.50 | 67793.85 | - |
| 8223-Famine Relief Fund | - | - | - | - | - | - | -70.99 |
| 8224-Central Road Fund | - | - | - | - | - | - | - |
| 8225-Roads and Bridges Fund | - | - | 1.80 | - | - | - | - |
| 8226-Depreciation/Renewal Reserve Funds | - | - | (A) -1.96 | - | - | - | 24.41 |
| 8228-Revenue Reserve Funds | - | - | - | - | - | - | 135.65 |
| 8229-Development and Welfare Funds | 1.10 | 15664.26 | 4962.61 | - | 282657.09 | 1449.66 | 25104.90 |
| 8230-Special Railway Safety Fund | - | - | - | - | - | - | - |
| 8231-Railway Safety Fund | - | - | - | - | - | - | - |
| 8232-Rural Employment Guarantee Funds | - | - | - | - | - | - | - |
| 8235-General and other Reserve Funds | 26096.83 | 13818.00 | 626.39 | 48935.57 | 229124.33 | - | 51199.66 |
| Total (b) | 35967.33 | 29482.26 | 5588.84 | 48935.57 | 511799.92 | 69243.51 | 76393.63 |
| TOTAL : J-RESERVE FUNDS | 41979.75 | 29482.26 | 20027.30 | 48935.57 | 511801.85 | 79722.92 | 76393.63 |
| Carried over to page 144 | 229011.61 | 195429.92 | 167278.02 | 117602.01 | 770916.37 | 1372028.88 | 227566.01 |

(A) Minus figure is due to rectification of misclassification of earlier years.

(B) Minus credit is due to transfer of outstanding balance of Bleaching and Calendering Plant to Government Revenue.

**No.6 - ACCOUNT showing by MAJOR HEADS the RECEIPTS AND DISBURSEMENTS on account of PUBLIC ACCOUNT
in respect of the UNION AND STATE GOVERNMENTS for the year ended 31st March, 2010-Contd.**

| DISBURSEMENTS | STATE GOVERNMENTS | | | | | | |
|-------------------------------------------------------|-------------------|------------------|-------------------|-----------------|------------------|-------------------|------------------|
| | Haryana | Himachal Pradesh | Jammu and Kashmir | Jharkhand | Karnataka | Kerala | Madhya Pradesh |
| PART III PUBLIC ACCOUNT- | | | | | | | |
| FUNDS ETC.- | | | | | | | |
| (a) Small Savings - | | | | | | | |
| 8001-Savings Deposits | - | - | - | - | - | - | - |
| 8002-Savings Certificates | - | - | - | - | - | - | - |
| Total (a) | 0.00 | 0.00 | 0.00 | 0.00 | 0.00 | 0.00 | 0.00 |
| (b) Provident Funds - | | | | | | | |
| 8006-Public Provident Funds | - | - | - | - | - | - | - |
| 8007-Investment of National Small Savings Fund | - | - | - | - | - | - | - |
| 8008-Income and Expenditure on N.S.S. Fund | - | - | - | - | - | - | - |
| 8009-State Provident Funds | 98718.64 | 110570.89 | 74459.77 | 33565.04 | 45206.01 | 189734.94 | 96240.62 |
| Total (b) | 98718.64 | 110570.89 | 74459.77 | 33565.04 | 45206.01 | 189734.94 | 96240.62 |
| (c) Other Accounts - | | | | | | | |
| 8010-Trusts and Endowments | - | - | - | - | - | - | - |
| 8011-Insurance and Pension Funds | 2120.97 | 809.21 | 3446.82 | 7861.81 | 67157.74 | 6448.74 | 13781.83 |
| 8012-Special Deposits and Accounts | - | - | - | - | - | - | - |
| 8013-Other Deposits and Accounts | - | - | - | - | - | - | - |
| Total (c) | 2120.97 | 809.21 | 3446.82 | 7861.81 | 67157.74 | 6448.74 | 13781.83 |
| (d) Other Saving Schemes- | | | | | | | |
| 8031-Other Saving Deposit | - | - | - | - | 0.07 | 811193.04 | - |
| Total (d) | 0.00 | 0.00 | 0.00 | 0.00 | 0.07 | 811193.04 | 0.00 |
| TOTAL : I-Small Savings, Provident Funds, etc. | 100839.61 | 111380.10 | 77906.59 | 41426.85 | 112363.82 | 1007376.72 | 110022.45 |
| J. RESERVE FUNDS - | | | | | | | |
| (a) Reserve Funds bearing interest - | | | | | | | |
| 8115-Depreciation/Renewal Reserve Funds | 6600.00 | - | - | - | - | - | - |
| 8116-Revenue Reserve Funds | - | - | - | - | - | - | - |
| 8117-Development Funds | - | - | - | - | - | - | - |
| 8118-Capital Reserve Funds | - | - | - | - | - | - | - |
| 8119-Railway Safety Funds | - | - | - | - | - | - | - |
| 8121-General and other Reserve Funds | 20.00 | - | 8517.06 | - | - | 12815.69 | 16255.08 |
| Total (a) | 6620.00 | 0.00 | 8517.06 | 0.00 | 0.00 | 12815.69 | 16255.08 |
| (b) Reserve Funds not bearing interest - | | | | | | | |
| 8222-Sinking Funds | 9869.40 | - | - | - | 6440.41 | 67793.85 | - |
| 8223-Famine Relief Fund | - | - | - | - | - | - | - |
| 8224-Central Road Fund | - | - | - | - | - | - | - |
| 8225-Roads and Bridges Fund | - | - | - | - | - | - | - |
| 8226-Depreciation/Renewal Reserve Funds | - | - | - | - | - | - | - |
| 8228-Revenue Reserve Funds | - | - | - | - | - | - | - |
| 8229-Development and Welfare Funds | - | 72438.81 | 2523.62 | - | 42288.22 | 169.14 | 16614.25 |
| 8230-Special Railway Safety Fund | - | - | - | - | - | - | - |
| 8231-Railway Safety Fund | - | - | - | - | - | - | - |
| 8232-Rural Employment Guarantee Fund | - | - | - | - | - | - | - |
| 8235-General and other Reserve Funds | 29403.97 | 17278.10 | 0.33 | 17598.20 | 175768.49 | - | 17438.82 |
| Total (b) | 39273.37 | 89716.91 | 2523.95 | 17598.20 | 224497.12 | 67962.99 | 34053.07 |
| TOTAL : J - RESERVE FUNDS | 45893.37 | 89716.91 | 11041.01 | 17598.20 | 224497.12 | 80778.68 | 50308.15 |
| Carried over to page 145 | 146732.98 | 201097.01 | 88947.60 | 59025.05 | 336860.94 | 1088155.40 | 160330.60 |

**No.6 - ACCOUNT showing by MAJOR HEADS the RECEIPTS AND DISBURSEMENTS on account of PUBLIC ACCOUNT
in respect of the UNION AND STATE GOVERNMENTS for the year ended 31st March, 2010-Contd.**

| RECEIPTS | STATE GOVERNMENTS | | | | | |
|-------------------------------------------------------|-------------------|-----------------|-----------------|-----------------|-----------------|------------------|
| | Maharashtra | Manipur | Meghalaya | Mizoram | Nagaland | Orissa |
| (₹ in lakh) | | | | | | |
| PART III PUBLIC ACCOUNT- | | | | | | |
| I. SMALL SAVINGS, PROVIDENT FUNDS ETC.- | | | | | | |
| (a) Small Savings - | | | | | | |
| 8001-Savings Deposits | - | - | - | - | - | - |
| 8002-Savings Certificates | - | - | - | - | - | - |
| Total (a) | 0.00 | 0.00 | 0.00 | 0.00 | 0.00 | 0.00 |
| (b) Provident Funds - | | | | | | |
| 8006-Public Provident Funds | - | - | - | - | - | - |
| 8007-Investment of National Small Savings Fund | - | - | - | - | - | - |
| 8008-Income and Expenditure on N.S.S. Fund | - | - | - | - | - | - |
| 8009-State Provident Funds | 308932.76 | 14207.75 | 12156.00 | 39442.87 | 14556.52 | 257052.77 |
| Total (b) | 308932.76 | 14207.75 | 12156.00 | 39442.87 | 14556.52 | 257052.77 |
| (c) Other Accounts - | | | | | | |
| 8010-Trusts and Endowments | - | - | - | - | - | - |
| 8011-Insurance and Pension Funds | 21939.86 | 167.26 | 0.02 | 236.40 | 397.23 | 4.82 |
| 8012-Special Deposits and Accounts | - | - | - | - | - | - |
| 8013-Other Deposits and Accounts | - | - | - | - | - | - |
| Total (c) | 21939.86 | 167.26 | 0.02 | 236.40 | 397.23 | 4.82 |
| (d) Other Saving Schemes- | | | | | | |
| 8031-Other Saving Deposit | - | - | - | - | - | - |
| Total (d) | 0.00 | 0.00 | 0.00 | 0.00 | 0.00 | 0.00 |
| TOTAL : I-Small Savings, Provident Funds, etc. | 330872.62 | 14375.01 | 12156.02 | 39679.27 | 14953.75 | 257057.59 |
| J. RESERVE FUNDS - | | | | | | |
| (a) Reserve Funds bearing interest - | | | | | | |
| 8115-Depreciation/Renewal Reserve Funds | 4.04 | - | - | - | - | - |
| 8116-Revenue Reserve Funds | - | - | - | - | - | - |
| 8117-Development Funds | - | - | - | - | - | - |
| 8118-Capital Reserve Funds | - | - | - | - | - | - |
| 8119-Railway Safety Funds | - | - | - | - | - | - |
| 8121-General and other Reserve Funds | 10275.33 | - | - | - | - | - |
| Total (a) | 10279.37 | 0.00 | 0.00 | 0.00 | 0.00 | 0.00 |
| (b) Reserve Funds not bearing interest - | | | | | | |
| 8222-Sinking Funds | 122602.76 | 1832.00 | 1409.75 | 1600.00 | 2120.00 | 50007.24 |
| 8223-Famine Relief Fund | - | - | - | - | - | - |
| 8224-Central Road Fund | - | - | - | - | - | - |
| 8225-Roads and Bridges Fund | - | - | - | - | - | - |
| 8226-Depreciation/Renewal Reserve Funds | - | - | - | - | - | - |
| 8228-Revenue Reserve Funds | - | - | - | - | - | - |
| 8229-Development and Welfare Funds | 49155.58 | - | - | - | - | 54.15 |
| 8230-Special Railway Safety Fund | - | - | - | - | - | - |
| 8231-Railway Safety Fund | - | - | - | - | - | - |
| 8232-Rural Employment Guarantee Funds | - | - | - | - | - | - |
| 8235-General and other Reserve Funds | 73873.50 | 1218.66 | (A) 1315.92 | 790.00 | 945.00 | 23533.87 |
| Total (b) | 245631.84 | 3050.66 | 2725.67 | 2390.00 | 3065.00 | 73595.26 |
| TOTAL : J-RESERVE FUNDS | 255911.21 | 3050.66 | 2725.67 | 2390.00 | 3065.00 | 73595.26 |
| Carried over to page 146 | 586783.83 | 17425.67 | 14881.69 | 42069.27 | 18018.75 | 330652.85 |

(A) Includes ₹ 47.92 lakh being the clearance of adverse balance relating to earlier years and the remaining adverse balance is under investigation with the department.

**No.6 - ACCOUNT showing by MAJOR HEADS the RECEIPTS AND DISBURSEMENTS on account of PUBLIC ACCOUNT
in respect of the UNION AND STATE GOVERNMENTS for the year ended 31st March, 2010-Contd.**

| DISBURSEMENTS | STATE GOVERNMENTS | | | | | |
|-------------------------------------------------------|-------------------|-----------------|----------------|-----------------|-----------------|------------------|
| | Maharashtra | Manipur | Meghalaya | Mizoram | Nagaland | Orissa |
| (₹ in lakh) | | | | | | |
| PART III PUBLIC ACCOUNT- | | | | | | |
| I. SMALL SAVINGS, PROVIDENT FUNDS ETC.- | | | | | | |
| (a) Small Savings - | | | | | | |
| 8001-Savings Deposits | - | - | - | - | - | - |
| 8002-Savings Certificates | - | - | - | - | - | - |
| Total (a) | 0.00 | 0.00 | 0.00 | 0.00 | 0.00 | 0.00 |
| (b) Provident Funds - | | | | | | |
| 8006-Public Provident Funds | - | - | - | - | - | - |
| 8007-Investment of National Small Savings Fund | - | - | - | - | - | - |
| 8008-Income and Expenditure on N.S.S. Fund | - | - | - | - | - | - |
| 8009-State Provident Funds | 141768.42 | 11656.56 | 5390.74 | 34933.93 | 12507.73 | 143246.46 |
| Total (b) | 141768.42 | 11656.56 | 5390.74 | 34933.93 | 12507.73 | 143246.46 |
| (c) Other Accounts - | | | | | | |
| 8010-Trusts and Endowments | - | - | - | - | - | - |
| 8011-Insurance and Pension Funds | 10085.75 | 224.54 | - | 387.14 | 137.12 | 4.52 |
| 8012-Special Deposits and Accounts | - | - | - | - | - | - |
| 8013-Other Deposits and Accounts | - | - | - | - | - | - |
| Total (c) | 10085.75 | 224.54 | 0.00 | 387.14 | 137.12 | 4.52 |
| (d) Other Saving Schemes- | | | | | | |
| 8031-Other Saving Deposit | - | - | - | - | - | - |
| Total (d) | 0.00 | 0.00 | 0.00 | 0.00 | 0.00 | 0.00 |
| TOTAL : I-Small Savings, Provident Funds, etc. | 151854.17 | 11881.10 | 5390.74 | 35321.07 | 12644.85 | 143250.98 |
| J. RESERVE FUNDS - | | | | | | |
| (a) Reserve Funds bearing interest - | | | | | | |
| 8115-Depreciation/Renewal Reserve Funds | 11.91 | - | - | - | - | - |
| 8116-Revenue Reserve Funds | - | - | - | - | - | - |
| 8117-Development Funds | - | - | - | - | - | - |
| 8118-Capital Reserve Funds | - | - | - | - | - | - |
| 8119-Railway Safety Funds | - | - | - | - | - | - |
| 8121-General and other Reserve Funds | 5184.60 | - | - | - | - | - |
| Total (a) | 5196.51 | 0.00 | 0.00 | 0.00 | 0.00 | 0.00 |
| (b) Reserve Funds not bearing interest - | | | | | | |
| 8222-Sinking Funds | 122602.76 | 1832.00 | 1409.00 | 1600.00 | 2120.00 | 50001.62 |
| 8223-Famine Relief Fund | - | - | - | - | - | - |
| 8224-Central Road Fund | - | - | - | - | - | - |
| 8225-Roads and Bridges Fund | - | - | - | - | - | - |
| 8226-Depreciation/Renewal Reserve Funds | - | - | - | - | - | - |
| 8228-Revenue Reserve Funds | - | - | - | - | - | - |
| 8229-Development and Welfare Funds | 89337.15 | - | - | - | - | 54.15 |
| 8230-Special Railway Safety Fund | - | - | - | - | - | - |
| 8231-Railway Safety Fund | - | - | - | - | - | - |
| 8232-Rural Employment Guarantee Fund | - | - | - | - | - | - |
| 8235-General and other Reserve Funds | 73873.50 | 799.06 | 615.50 | 387.12 | 945.00 | 23397.39 |
| Total (b) | 285813.41 | 2631.06 | 2024.50 | 1987.12 | 3065.00 | 73453.16 |
| TOTAL : J - RESERVE FUNDS | 291009.92 | 2631.06 | 2024.50 | 1987.12 | 3065.00 | 73453.16 |
| Carried over to page 147 | 442864.09 | 14512.16 | 7415.24 | 37308.19 | 15709.85 | 216704.14 |

**No.6 - ACCOUNT showing by MAJOR HEADS the RECEIPTS AND DISBURSEMENTS on account of PUBLIC ACCOUNT
in respect of the UNION AND STATE GOVERNMENTS for the year ended 31st March, 2010-Contd.**

| RECEIPTS | STATE GOVERNMENTS | | | | | | | | (₹ in lakh) Total |
|-------------------------------------------------------|-------------------|------------------|-----------------|------------------|-----------------|-------------------|------------------|------------------|----------------------|
| | Punjab | Rajasthan | Sikkim | Tamil Nadu | Tripura | Uttar Pradesh | Uttarakhand | West Bengal | |
| PART III PUBLIC ACCOUNT- | | | | | | | | | |
| I. SMALL SAVINGS, PROVIDENT FUNDS ETC.- | | | | | | | | | |
| (a) Small Savings - | | | | | | | | | |
| 8001-Savings Deposits | - | - | - | - | - | - | - | - | 18579742.79 |
| 8002-Savings Certificates | - | - | - | - | - | - | - | - | 3168528.86 |
| Total (a) | 0.00 | 0.00 | 0.00 | 0.00 | 0.00 | 0.00 | 0.00 | 0.00 | 21748271.65 |
| (b) Provident Funds - | | | | | | | | | |
| 8006-Public Provident Funds | - | - | - | - | - | - | - | - | 3344859.31 |
| 8007-Investment of National Small Savings Fund | - | - | - | - | - | - | - | - | 1195842.63 |
| 8008-Income and Expenditure on N.S.S. Fund | - | - | - | - | - | - | - | - | 6216959.83 |
| 8009-State Provident Funds | 215773.81 | 258959.74 | 10456.85 | 419488.46 | 60459.03 | 788934.67 | 139477.43 | 181537.83 | 8007282.26 |
| Total (b) | 215773.81 | 258959.74 | 10456.85 | 419488.46 | 60459.03 | 788934.67 | 139477.43 | 181537.83 | 18764944.03 |
| (c) Other Accounts - | | | | | | | | | |
| 8010-Trusts and Endowments | - | - | - | - | - | 26632.23 | - | - | 26632.23 |
| 8011-Insurance and Pension Funds | 3878.21 | 138587.54 | 326.91 | 34.31 | 1594.11 | - | 2702.46 | 1634.22 | 1003550.01 |
| 8012-Special Deposits and Accounts | - | - | - | - | - | - | - | - | 1232791.44 |
| 8013-Other Deposits and Accounts | - | - | - | - | - | - | - | - | 68.61 |
| Total (c) | 3878.21 | 138587.54 | 326.91 | 34.31 | 1594.11 | 26632.23 | 2702.46 | 1634.22 | 2263042.29 |
| (d) Other Saving Schemes- | | | | | | | | | |
| 8031-Other Saving Deposit | - | - | - | 6386.86 | - | - | - | - | 982686.27 |
| Total (d) | 0.00 | 0.00 | 0.00 | 6386.86 | 0.00 | 0.00 | 0.00 | 0.00 | 982686.27 |
| TOTAL : I-Small Savings, Provident Funds, etc. | 219652.02 | 397547.28 | 10783.76 | 425909.63 | 62053.14 | 815566.90 | 142179.89 | 183172.05 | 43758944.24 |
| J. RESERVE FUNDS - | | | | | | | | | |
| (a) Reserve Funds bearing interest - | | | | | | (C) | | | |
| 8115-Depreciation/Renewal Reserve Funds | 695.05 | 9.66 | - | - | - | -9000.00 | - | - | 240909.08 |
| 8116-Revenue Reserve Funds | - | - | - | - | - | - | - | - | 0.00 |
| 8117-Development Funds | - | - | - | - | - | - | - | - | 12311.21 |
| 8118-Capital Reserve Funds | - | - | - | - | - | - | - | - | 26688.79 |
| 8118-Capital Reserve Funds | - | - | - | - | - | - | - | - | 0.00 |
| 8121-General and other Reserve Funds | 23660.32 | - | - | 12.87 | - | - | - | 28863.54 | 1613644.13 |
| Total (a) | 24355.37 | 9.66 | 0.00 | 12.87 | 0.00 | -9000.00 | 0.00 | 28863.54 | 1893553.21 |
| (b) Reserve Funds not bearing interest - | | | | | | | | | |
| 8222-Sinking Funds | - | - | 1200.00 | 17679.83 | 1925.11 | 486662.43 | 5138.35 | 100571.09 | 1036111.56 |
| 8223-Famine Relief Fund | - | - | - | 9.25 | - | - | - | - | -23.60 |
| 8224-Central Road Fund | - | - | - | - | - | - | - | - | 1440000.00 |
| 8225-Roads and Bridges Fund | - | 23432.00 | - | - | - | - | - | 31447.77 | 62420.57 |
| 8226-Depreciation/Renewal Reserve Funds | - | - | - | 57.81 | - | 11.00 | - | - | 28372.88 |
| 8228-Revenue Reserve Funds | - | - | - | - | - | - | - | - | 166.09 |
| 8229-Development and Welfare Funds | - | (A) -84767.09 | - | 103860.51 | - | 70091.60 | 32.30 | - | 1814916.41 |
| 8230-Special Railway Safety Fund | - | - | - | - | - | - | - | - | 0.00 |
| 8231-Railway Safety Fund | - | - | - | - | - | - | - | - | 107135.97 |
| 8232-Rural Employment Guarantee Funds | - | 40203.62 | - | - | - | - | - | - | 3394141.61 |
| 8235-General and other Reserve Funds | - | (B) -5558.90 | 3649.48 | 27833.34 | 1600.50 | 34690.58 | - | 2452.65 | 2911829.74 |
| Total (b) | 0.00 | -26690.37 | 4849.48 | 149440.74 | 3525.61 | 591455.61 | 5170.65 | 134471.51 | 10795071.23 |
| TOTAL : J-RESERVE FUNDS | 24355.37 | -26680.71 | 4849.48 | 149453.61 | 3525.61 | 582455.61 | 5170.65 | 163335.05 | 12688624.44 |
| Carried over to page 148 | 244007.39 | 370866.57 | 15633.24 | 575363.24 | 65578.75 | 1398022.51 | 147350.54 | 346507.10 | 56447568.68 |

(A) Minus receipt is due to an amount of ₹ 85096.00 lakh pertaining to Rajasthan Development and Poverty Alleviation Fund transferred to Head ' 0075' after deletion of Section 6-A from FRBM Act, 2005 by the State Government.

(B) Minus receipt is due to an amount of ₹ 68800.00 lakh pertaining to Rajasthan State Investment Fund transferred to Capital head ' 4047'.

(C) Minus transaction is due to rectification of excess transfer of fund during the year 2008-09 under the head.

**No.6 - ACCOUNT showing by MAJOR HEADS the RECEIPTS AND DISBURSEMENTS on account of PUBLIC ACCOUNT
in respect of the UNION AND STATE GOVERNMENTS for the year ended 31st March, 2010-Contd.**

| DISBURSEMENTS | STATE GOVERNMENTS | | | | | | | | (₹ in lakh) |
|------------------------------------------------------|-------------------|------------------|-----------------|------------------|-----------------|-------------------|-----------------|------------------|--------------------|
| | Punjab | Rajasthan | Sikkim | Tamil Nadu | Tripura | Uttar Pradesh | Uttarakhand | West Bengal | Total |
| PART III PUBLIC ACCOUNT- | | | | | | | | | |
| I. SMALL SAVINGS,PROVIDENT FUNDS ETC.- | | | | | | | | | |
| (a) Small Savings - | | | | | | | | | |
| 8001-Savings Deposits | - | - | - | - | - | - | - | - | 15211878.20 |
| 8002-Savings Certificates | - | - | - | - | - | - | - | - | 2583168.31 |
| Total (a) | 0.00 | 0.00 | 0.00 | 0.00 | 0.00 | 0.00 | 0.00 | 0.00 | 17795046.51 |
| (b) Provident Funds - | | | | | | | | | |
| 8006-Public Provident Funds | - | - | - | - | - | - | - | - | 867168.67 |
| 8007-Investment of National Small Savings Fund | - | - | - | - | - | - | - | - | 4941997.00 |
| 8008-Income and Expenditure on N.S.S. Fund | - | - | - | - | - | - | - | - | 7754508.57 |
| 8009-State Provident Funds | 133080.51 | 117845.36 | 6160.64 | 320025.24 | 31415.41 | 415745.49 | 34006.51 | 106586.16 | 4458170.11 |
| Total (b) | 133080.51 | 117845.36 | 6160.64 | 320025.24 | 31415.41 | 415745.49 | 34006.51 | 106586.16 | 18021844.35 |
| (c) Other Accounts - | | | | | | | | | |
| 8010-Trusts and Endowments | - | - | - | - | - | - | - | - | 0.00 |
| 8011-Insurance and Pension Funds | 1690.50 | 65179.15 | 65.63 | - | 728.09 | 12810.87 | 1571.81 | 2794.36 | 418746.07 |
| 8012-Special Deposits and Accounts | - | - | - | - | - | - | - | - | 764242.69 |
| 8013-Other Deposits and Accounts | - | - | - | - | - | - | - | - | 214.94 |
| Total (c) | 1690.50 | 65179.15 | 65.63 | 0.00 | 728.09 | 12810.87 | 1571.81 | 2794.36 | 1183203.70 |
| (d) Other Saving Schemes- | | | | | | | | | |
| 8031-Other Saving Deposit | - | - | - | 7915.62 | - | - | - | - | 819108.73 |
| Total (d) | 0.00 | 0.00 | 0.00 | 7915.62 | 0.00 | 0.00 | 0.00 | 0.00 | 819108.73 |
| TOTAL : I-Small Savings,Provident Funds, etc. | 134771.01 | 183024.51 | 6226.27 | 327940.86 | 32143.50 | 428556.36 | 35578.32 | 109380.52 | 37819203.29 |
| J. RESERVE FUNDS - | | | | | | | | | |
| (a) Reserve Funds bearing interest - | | | | | | | | | |
| 8115-Depreciation/Renewal Reserve Funds | - | - | - | - | - | - | - | - | 580605.59 |
| 8116-Revenue Reserve Funds | - | - | - | - | - | - | - | - | 0.00 |
| 8117-Development Funds | - | - | - | - | - | - | - | - | 314147.94 |
| 8118-Capital Reserve Funds | - | - | - | - | - | - | - | - | 328273.94 |
| 8119-Railway Safety Funds | - | - | - | - | - | - | - | - | 0.00 |
| 8121-General and other Reserve Funds | 3519.59 | - | - | - | - | - | - | 61824.13 | 1777533.02 |
| Total (a) | 3519.59 | 0.00 | 0.00 | 0.00 | 0.00 | 0.00 | 0.00 | 61824.13 | 3000560.49 |
| (b) Reserve Funds not bearing interest - | | | | | | | | | |
| 8222-Sinking Funds | - | - | 1200.00 | 19177.91 | 1925.11 | 893073.00 | 5000.00 | 100571.09 | 1438483.75 |
| 8223-Famine Relief Fund | - | - | - | - | - | - | - | - | 55.90 |
| 8224-Central Road Fund | - | - | - | - | - | - | - | - | 1386426.76 |
| 8225-Roads and Bridges Fund | - | 20056.63 | - | - | - | - | - | 30620.86 | 59672.49 |
| 8226-Depreciation/Renewal Reserve Funds | - | - | - | - | - | - | - | - | 22860.32 |
| 8228-Revenue Reserve Funds | - | - | - | - | - | - | - | - | 0.00 |
| 8229-Development and Welfare Funds | - | 513.48 | - | 27254.70 | - | 89219.77 | 3456.83 | - | 1975148.44 |
| 8230-Special Railway Safety Fund | - | - | - | - | - | - | - | - | 0.00 |
| 8231-Railway Safety Fund | - | - | - | - | - | - | - | - | 80524.20 |
| 8232-Rural Employment Guarantee Fund | - | 39525.60 | - | - | - | - | - | - | 3393463.59 |
| 8235-General and other Reserve Funds | - | 89326.06 | 3812.26 | 24867.31 | 452.36 | 47587.83 | -- | 3336.70 | 2906474.13 |
| Total (b) | 0.00 | 149421.77 | 5012.26 | 71299.92 | 2377.47 | 1029880.60 | 8456.83 | 134528.65 | 11263109.58 |
| TOTAL : J - RESERVE FUNDS | 3519.59 | 149421.77 | 5012.26 | 71299.92 | 2377.47 | 1029880.60 | 8456.83 | 196352.78 | 14263670.07 |
| Carried over to page 149 | 138290.60 | 332446.28 | 11238.53 | 399240.78 | 34520.97 | 1458436.96 | 44035.15 | 305733.30 | 52082873.36 |

**No.6 - ACCOUNT showing by MAJOR HEADS the RECEIPTS AND DISBURSEMENTS on account of PUBLIC ACCOUNT
in respect of the UNION AND STATE GOVERNMENTS for the year ended 31st March, 2010-Contd.**

(₹ in lakh)

| RECEIPTS | Union Government | U.T. Govt. Puducherry | STATE GOVERNMENTS | | | | | | |
|-----------------------------------------------------|---------------------|--------------------------|-------------------|----------------------|--------------------|--------------------|-------------------|------------------|--------------------|
| | | | Andhra Pradesh | Arunachal Pradesh | Assam | Bihar | Chhattisgarh | Goa | Gujarat |
| Brought forward from page 134 | 47979765.38 | 22829.05 | 429903.57 | 23513.88 | 148822.33 | 127285.12 | 125172.69 | 51533.35 | 285749.09 |
| K. DEPOSITS AND ADVANCES - | | | | | | | | | |
| (a) Deposits bearing Interests- | | | | | | | | | |
| 8336-Civil Deposits | 52.20 | - | - | - | - | - | - | 8200.39 | 206262.00 |
| 8337-Deposits of Railways | 227.21 | - | - | - | - | - | - | - | - |
| 8338-Deposits of Local Funds | - | - | 65683.82 | - | - | - | - | - | - |
| 8342-Other Deposits | 2455629.88 | 786.22 | 101172.25 | 11.53 | 321.42 | 1.58 | 6494.92 | 4673.44 | 8969.45 |
| Total (a) | 2455909.29 | 786.22 | 166856.07 | 11.53 | 321.42 | 1.58 | 6494.92 | 12873.83 | 215231.45 |
| (b) Deposits not bearing interests- | | | | | | | | | |
| 8443-Civil Deposits | 1562259.18 | 6461.06 | 1797024.50 | 46542.54 | 425410.00 | 171794.75 | 178132.07 | 11560.18 | 178961.82 |
| 8444-Defence Deposits | 187212.58 | - | - | - | - | - | - | - | - |
| 8445-Railway Deposits | 1469930.31 | - | - | - | - | - | - | - | - |
| 8446-Postal Deposits | 532993.49 | - | - | - | - | - | - | - | - |
| 8447-Telecommunication Deposits | 28.33 | - | - | - | - | - | - | - | - |
| 8448-Deposits of Local Funds | 799.56 | 4522.48 | 896164.24 | - | 0.27 | 152199.22 | 0.03 | - | 1373940.53 |
| 8449-Other Deposits | 18842.89 | - | 678412.16 | - | - | 301571.34 | - | 6.39 | 9586.06 |
| 8450-Balance Account of Union Territories | 1636481.46 | - | - | - | - | - | - | - | - |
| 8451-Bhopal Gas leak disaster relief Fund | 4.34 | - | - | - | - | - | - | - | - |
| 8452-National Investment Fund | 2355297.00 | - | - | - | - | - | - | - | - |
| Total (b) | 7763849.14 | 10983.54 | 3371600.90 | 46542.54 | 425410.27 | 625565.31 | 178132.10 | 11566.57 | 1562488.41 |
| (c) Advances - | | | | | | | | | |
| 8550-Civil Advances | 825789.11 | 74.97 | 9978.67 | 7484.17 | 132256.01 | 5529.42 | 36722.02 | 820.85 | 25625.98 |
| 8551-Defence Advances | 5369200.13 | - | - | - | - | - | - | - | - |
| 8552-Railway Advances | 2824.15 | - | - | - | - | - | - | - | - |
| 8553-Postal Advances | 287052.69 | - | - | - | - | - | - | - | - |
| 8554-Telecommunication Advances | 587.35 | - | - | - | - | - | - | - | - |
| Total (c) | 6485453.43 | 74.97 | 9978.67 | 7484.17 | 132256.01 | 5529.42 | 36722.02 | 820.85 | 25625.98 |
| TOTAL : K - DEPOSITS AND ADVANCES | 16705211.86 | 11844.73 | 3548435.64 | 54038.24 | 557987.70 | 631096.31 | 221349.04 | 25261.25 | 1803345.84 |
| L. SUSPENSE AND MISCELLANEOUS- | | | | | | | | | |
| (a) Coinage Accounts- | | | | | | | | | |
| 8656-Coinage Accounts | - | - | - | - | - | - | - | - | - |
| (b) Suspense- | | | (A) | | (A) | | | | (A) |
| 8658-Suspense Accounts | 159479.27 | 3251.52 | -569.12 | 64958.29 | -13657.74 | 29681.43 | 484.30 | 34531.19 | -27260.13 |
| 8659-Suspense Account Defence | 5028.00 | - | - | - | - | - | - | - | - |
| 8660-Suspense Account Railways | 1404.91 | - | - | - | - | - | - | - | - |
| 8661-Suspense Account (Postal) | 299896.81 | - | - | - | - | - | - | - | - |
| 8662-Suspense Account Telecommunications | 80604.12 | - | - | - | - | - | - | - | - |
| 8663-Accounting Adjustment Suspense | - | - | - | - | - | - | - | - | - |
| Total Suspense | 546413.11 | 3251.52 | -569.12 | 64958.29 | -13657.74 | 29681.43 | 484.30 | 34531.19 | -27260.13 |
| (c) Other Accounts - | | | | | | | | | |
| 8670-Cheques and Bills | 243571.64 | 11226.13 | 1223445.18 | - | 15.12 | - | 1557998.07 | 244877.58 | 2925725.95 |
| 8671-Departmental Balances | 8651.93 | 60.99 | 33.73 | 3291.40 | 2722.90 | 7942.12 | 5707.75 | 1092.40 | 516.80 |
| 8672-Permanent Cash Imprest | - | - | 0.10 | - | - | - | - | - | 0.01 |
| 8673-Cash Balance Investment Account | - | - | 7569754.31 | 1882212.32 | 22928845.50 | 17481691.08 | 4207545.60 | 504349.80 | 17102026.60 |
| 8674-Security Deposits made by Government | - | - | - | - | - | - | - | 153.10 | 0.76 |
| 8675-Deposits with Reserve Bank | - | - | - | - | - | - | - | - | - |
| 8677-Remittances into Banks/Treasuries | 125831.22 | - | - | - | - | - | - | - | - |
| Total (c) | 378054.79 | 11287.12 | 8793233.32 | 1885503.72 | 22931583.52 | 17489633.20 | 5771251.42 | 750472.88 | 20028270.12 |
| Total : L-SUSPENSE AND MISCELLANEOUS (a+b+c) | 924467.90 | 14538.64 | 8792664.20 | 1950462.01 | 22917925.78 | 17519314.63 | 5771735.72 | 785004.07 | 20001009.99 |
| Carried over to page 150 | 64684977.24 | 34673.78 | 3978339.21 | 77552.12 | 706810.03 | 758381.43 | 346521.73 | 76794.60 | 2089094.93 |

(A) Minus credit/debit is due to rectification of misclassification of earlier years.

**No.6 - ACCOUNT showing by MAJOR HEADS the RECEIPTS AND DISBURSEMENTS on account of PUBLIC ACCOUNT
in respect of the UNION AND STATE GOVERNMENTS for the year ended 31st March, 2010-Contd.**

(₹ in lakh)

| DISBURSEMENTS | Union Government | U.T. Govt. Puducherry | STATE GOVERNMENTS | | | | | | |
|-----------------------------------------------------|---------------------|--------------------------|-------------------|----------------------|--------------------|--------------------|-------------------|------------------|--------------------|
| | | | Andhra Pradesh | Arunachal Pradesh | Assam | Bihar | Chhattisgarh | Goa | Gujarat |
| Brought forward from page 135 | 45710281.74 | 17939.11 | 345080.34 | 9240.00 | 58475.41 | 157740.43 | 71293.86 | 16093.86 | 157122.79 |
| K. DEPOSITS AND ADVANCES - | | | | | | | | | |
| (a) Deposits bearing Interests- | | | | | | | | | |
| 8336-Civil Deposits | 31.04 | - | - | - | - | - | - | 2320.10 | 106342.82 |
| 8337-Deposits of Railways | 72.99 | - | - | - | - | - | - | - | - |
| 8338-Deposits of Local Funds | - | - | 31000.15 | - | - | - | - | - | - |
| 8342-Other Deposits | 1928869.74 | - | 78913.72 | - | - | - | 13779.41 | - | 8228.52 |
| Total (a) | 1928973.77 | 0.00 | 109913.87 | 0.00 | 0.00 | 0.00 | 13779.41 | 2320.10 | 114571.34 |
| (b) Deposits not bearing interests- | | | | | | | | | |
| 8443-Civil Deposits | 1368459.40 | 6609.04 | 1903745.99 | 54929.44 | 317015.93 | 163401.09 | 172993.21 | 8385.47 | 176903.04 |
| 8444-Defence Deposits | 210261.27 | - | - | - | - | - | - | - | - |
| 8445-Railway Deposits | 1521798.57 | - | - | - | - | - | - | - | - |
| 8446-Postal Deposits | 508817.19 | - | - | - | - | - | - | - | - |
| 8447-Telecommunication Deposits | 30.99 | - | - | - | - | - | - | - | - |
| 8448-Deposits of Local Funds | 364.55 | 6694.81 | 862352.62 | - | - | 173962.98 | 122.01 | - | 1340722.50 |
| 8449-Other Deposits | 15551.81 | - | 805962.40 | - | - | 301571.34 | - | 6.58 | 27677.99 |
| 8450-Balance Account of Union Territories | 1875223.96 | - | - | - | - | - | - | - | - |
| 8451-Bhopal Gas leak Disaster Relief Fund | 105.98 | - | - | - | - | - | - | - | - |
| 8452-National Investment Fund | 2355297.00 | - | - | - | - | - | - | - | - |
| Total (b) | 7855910.72 | 13303.85 | 3572061.01 | 54929.44 | 317015.93 | 638935.41 | 173115.22 | 8392.05 | 1545303.53 |
| (c) Advances - | | | | | | | | | |
| 8550-Civil Advances | 826693.23 | 78.26 | 10181.84 | 7649.13 | 184158.55 | 5575.46 | 36700.63 | 820.85 | 25627.83 |
| 8551-Defence Advances | 5195252.24 | - | - | - | - | - | - | - | - |
| 8552-Railway Advances | 2732.89 | - | - | - | - | - | - | - | - |
| 8553-Postal Advances | 375378.14 | - | - | - | - | - | - | - | - |
| 8554-Telecommunication Advances | 598.41 | - | - | - | - | - | - | - | - |
| Total (c) | 6400654.91 | 78.26 | 10181.84 | 7649.13 | 184158.55 | 5575.46 | 36700.63 | 820.85 | 25627.83 |
| TOTAL : K - DEPOSITS AND ADVANCES | 16185539.40 | 13382.11 | 3692156.72 | 62578.57 | 501174.48 | 644510.87 | 223595.26 | 11533.00 | 1685502.70 |
| L. SUSPENSE AND MISCELLANEOUS- | | | | | | | | | |
| (a) Coinage Accounts- | | | | | | | | | |
| 8656-Coinage Accounts | 89400.00 | - | - | - | - | - | - | - | - |
| (b) Suspense- | | | | | (A) | | (B) | | |
| 8658-Suspense Accounts | 149975.23 | -255.42 | 20851.07 | 14660.13 | -43227.84 | 19723.89 | -12228.51 | 35137.26 | 2594.08 |
| 8659-Suspense Account Defence | 88183.55 | - | - | - | - | - | - | - | - |
| 8660-Suspense Account Railways | 25237.83 | - | - | - | - | - | - | - | - |
| 8661-Suspense Account (Posted) | 5915.40 | - | - | - | - | - | - | - | - |
| 8662-Suspense Account Telecommunications | 0.28 | - | - | - | - | - | - | - | - |
| 8663-Accounting Adjustment Suspense | - | - | - | - | - | - | - | - | - |
| Total : Suspense | 269312.29 | -255.42 | 20851.07 | 14660.13 | -43227.84 | 19723.89 | -12228.51 | 35137.26 | 2594.08 |
| (c) Other Accounts - | | | | | | | | | |
| 8670-Cheques and Bills | 402044.53 | - | 1203125.93 | - | 15.12 | - | 1557232.50 | 235140.71 | 2946398.13 |
| 8671-Departmental Balances | 203287.89 | 39.45 | 32.37 | 3312.84 | 2640.69 | 10166.40 | 3655.26 | 1092.40 | 359.95 |
| 8672-Permanent Cash Imprest | 242.90 | 0.06 | 0.81 | - | 0.71 | 4.74 | 1.69 | 1.10 | - |
| 8673-Cash Balance Investment Account | 196200.00 | - | 7568771.20 | 1872627.00 | 22860484.00 | 17518505.08 | 4171188.29 | 490955.54 | 16915223.26 |
| 8674-Security Deposits made by Government | 6788.36 | - | - | - | - | - | - | 169.86 | 7779.51 |
| 8675-Deposits with Reserve Bank | - | - | - | - | - | - | - | - | - |
| 8677-Remittances into Banks/Treasuries | 30069.73 | - | - | - | - | - | - | - | - |
| Total (c) | 838633.41 | 39.51 | 8771930.31 | 1875939.84 | 22863140.52 | 17528676.22 | 5732077.74 | 727359.61 | 19869760.85 |
| Total : L-SUSPENSE AND MISCELLANEOUS (a+b+c) | 1197345.70 | -215.91 | 8792781.38 | 1890599.97 | 22819912.68 | 17548400.11 | 5719849.23 | 762496.87 | 19872354.93 |
| Carried over to page 151 | | | | | | | | | |
| Carried over to page 151 | 61895821.14 | 31321.22 | 4037237.06 | 71818.57 | 559649.89 | 802251.30 | 294889.12 | 27626.86 | 1842625.49 |

(A) Minus figures is due to adjustment of earlier year's balance.

(B) Change in opening balance is due to clearance of balances amounting to ₹ 1175.35 lakh (-Dr) and ₹ 33.45 lakh (-Cr) Net ₹ 1141.90 lakh (Cr) from the amount allocated to Chhattisgarh State by Accountant General, Madhya Pradesh.

**No.6 - ACCOUNT showing by MAJOR HEADS the RECEIPTS AND DISBURSEMENTS on account of PUBLIC ACCOUNT
in respect of the UNION AND STATE GOVERNMENTS for the year ended 31st March, 2010-Contd.**

(₹ in lakh)

| RECEIPTS | STATE GOVERNMENTS | | | | | | |
|-----------------------------------------------------|-------------------|-------------------|-------------------|-------------------|--------------------|-------------------|--------------------|
| | Haryana | Himachal Pradesh | Jammu and Kashmir | Jharkhand | Karnataka | Kerala | Madhya Pradesh |
| Brought forward from page 136 | 229011.61 | 195429.92 | 167278.02 | 117602.01 | 770916.37 | 1372028.88 | 227566.01 |
| K. DEPOSITS AND ADVANCES - | | | | | | | |
| (a) Deposits bearing Interests- | | | | | | | |
| 8336-Civil Deposits | - | - | - | - | - | - | - |
| 8337-Deposits of Railways | - | - | - | - | - | - | - |
| 8338-Deposits of Local Funds | 0.32 | - | - | - | - | - | - |
| 8342-Other Deposits | 3805.78 | 6055.53 | - | 5169.28 | 3605.74 | - | 2864.78 |
| Total (a) | 3806.10 | 6055.53 | 0.00 | 5169.28 | 3605.74 | 0.00 | 2864.78 |
| (b) Deposits not bearing interests- | | | | | | | |
| 8443-Civil Deposits | 307196.18 | 94286.26 | 292930.18 | 57533.13 | 512793.50 | 201552.63 | 315205.45 |
| 8444-Defence Deposits | - | - | - | - | - | - | - |
| 8445-Railway Deposits | - | - | - | - | - | - | - |
| 8446-Postal Deposits | - | - | - | - | - | - | - |
| 8447-Telecommunication Deposits | - | - | - | - | - | - | - |
| 8448-Deposits of Local Funds | 11046.19 | 2406.91 | 59300.71 | 160438.91 | 1352885.34 | 293446.07 | 4471.00 |
| 8449-Other Deposits | 401816.00 | 325.41 | 11742.00 | 184398.00 | 349496.09 | 6011.91 | 582100.00 |
| 8450-Balance Account of Union Territories | - | - | - | - | - | - | - |
| 8451-Bhopal Gas leak disaster relief Fund | - | - | - | - | - | - | - |
| 8452-National Investment Fund | - | - | - | - | - | - | - |
| Total (b) | 720058.37 | 97018.58 | 363972.89 | 402370.04 | 2215174.93 | 501010.61 | 901776.45 |
| (c) Advances - | | | | | | | |
| 8550-Civil Advances | 7419.39 | 19280.41 | 29021.98 | 7408.29 | 77.95 | 73.09 | 28789.43 |
| 8551-Defence Advances | - | - | - | - | - | - | - |
| 8552-Railway Advances | - | - | - | - | - | - | - |
| 8553-Postal Advances | - | - | - | - | - | - | - |
| 8554-Telecommunication Advances | - | - | - | - | - | - | - |
| Total (c) | 7419.39 | 19280.41 | 29021.98 | 7408.29 | 77.95 | 73.09 | 28789.43 |
| TOTAL : K - DEPOSITS AND ADVANCES | 731283.86 | 122354.52 | 392994.87 | 414947.61 | 2218858.62 | 501083.70 | 933430.66 |
| L. SUSPENSE AND MISCELLANEOUS- | | | | | | | |
| (a) Coinage Accounts- | | | | | | | |
| 8656-Coinage Accounts | - | - | - | - | - | - | - |
| (b) Suspense- | | | | | | | |
| 8658-Suspense Accounts | 56273.52 | 34493.16 | 17401.44 | 30381.87 | 20375.38 | 728575.84 | 3587.60 |
| 8659-Suspense Account Defence | - | - | - | - | - | - | - |
| 8660-Suspense Account Railways | - | - | - | - | - | - | - |
| 8661-Suspense Account (Postal) | - | - | - | - | - | - | - |
| 8662-Suspense Account Telecommunications | - | - | - | - | - | - | - |
| 8663-Accounting Adjustment Suspense | - | - | - | - | - | - | - |
| Total Suspense | 56273.52 | 34493.16 | 17401.44 | 30381.87 | 20375.38 | 728575.84 | 3587.60 |
| (c) Other Accounts - | | | | | | | |
| 8670-Cheques and Bills | 9696.24 | 156.26 | 28148.83 | - | 3975564.40 | 2836556.59 | 3142153.38 |
| 8671-Departmental Balances | 8588.24 | 12.74 | 2706.94 | 4015.18 | 12616.91 | 611.92 | 2044.89 |
| 8672-Permanent Cash Imprest | - | - | - | - | 0.02 | 0.04 | - |
| 8673-Cash Balance Investment Account | 3857073.00 | 3375803.00 | - | 7288786.21 | 16463512.30 | 5204523.20 | 9314028.97 |
| 8674-Security Deposits made by Government | - | - | - | - | - | 51.20 | - |
| 8675-Deposits with Reserve Bank | - | - | - | - | - | - | - |
| 8677-Remittances into Banks/Treasuries | - | - | - | - | - | - | - |
| Total (c) | 3875357.48 | 3375972.00 | 30855.77 | 7292801.39 | 20451693.63 | 8041742.95 | 12458227.24 |
| Total : L-SUSPENSE AND MISCELLANEOUS (a+b+c) | 3931631.00 | 3410465.16 | 48257.21 | 7323183.26 | 20472069.01 | 8770318.79 | 12461814.84 |
| Carried over to page 152 | 960295.47 | 317784.44 | 560272.89 | 532549.62 | 2989774.99 | 1873112.58 | 1160996.67 |

**No.6 - ACCOUNT showing by MAJOR HEADS the RECEIPTS AND DISBURSEMENTS on account of PUBLIC ACCOUNT
in respect of the UNION AND STATE GOVERNMENTS for the year ended 31st March, 2010-Contd.**

| DISBURSEMENTS | STATE GOVERNMENTS | | | | | | |
|-----------------------------------------------------|-------------------|-------------------|-------------------|-------------------|--------------------|-------------------|--------------------|
| | Haryana | Himachal Pradesh | Jammu and Kashmir | Jharkhand | Karnataka | Kerala | Madhya Pradesh |
| Brought forward from page 137 | 146732.98 | 201097.01 | 88947.60 | 59025.05 | 336860.94 | 1088155.40 | 160330.60 |
| K. DEPOSITS AND ADVANCES - | | | | | | | |
| (a) Deposits bearing Interests- | | | | | | | |
| 8336-Civil Deposits | - | - | - | - | - | - | - |
| 8337-Deposits of Railways | - | - | - | - | - | - | - |
| 8338-Deposits of Local Funds | - | - | - | - | - | - | - |
| 8342-Other Deposits | 2391.07 | 19.55 | - | 5919.98 | 10925.54 | - | 2733.40 |
| Total (a) | 2391.07 | 19.55 | 0.00 | 5919.98 | 10925.54 | 0.00 | 2733.40 |
| (b) Deposits not bearing interests- | | | | | | | |
| 8443-Civil Deposits | 248943.43 | 73942.71 | 140259.66 | 58372.08 | 455498.55 | 168467.23 | 238595.45 |
| 8444-Defence Deposits | - | - | - | - | - | - | - |
| 8445-Railway Deposits | - | - | - | - | - | - | - |
| 8446-Postal Deposits | - | - | - | - | - | - | - |
| 8447-Telecommunication Deposits | - | - | - | - | - | - | - |
| 8448-Deposits of Local Funds | 10442.26 | 2279.81 | 63123.40 | 127243.32 | 1227275.82 | 284195.27 | 10890.31 |
| 8449-Other Deposits | 409422.33 | 326.29 | 6188.35 | 184398.00 | 334224.67 | 4658.67 | 582100.00 |
| 8450-Balance Account of Union Territories | - | - | - | - | - | - | - |
| 8451-Bhopal Gas leak Disaster Relief Fund | - | - | - | - | - | - | - |
| Total (b) | 668808.02 | 76548.81 | 209571.41 | 370013.40 | 2016999.04 | 457321.17 | 831585.76 |
| (c) Advances - | | | | | | | |
| 8550-Civil Advances | 7420.52 | 19280.41 | 29007.07 | 11764.42 | - | 75.98 | 28649.40 |
| 8551-Defence Advances | - | - | - | - | - | - | - |
| 8552-Railway Advances | - | - | - | - | - | - | - |
| 8553-Postal Advances | - | - | - | - | - | - | - |
| 8554-Telecommunication Advances | - | - | - | - | - | - | - |
| Total (c) | 7420.52 | 19280.41 | 29007.07 | 11764.42 | 0.00 | 75.98 | 28649.40 |
| TOTAL : K - DEPOSITS AND ADVANCES | 678619.61 | 95848.77 | 238578.48 | 387697.80 | 2027924.58 | 457397.15 | 862968.56 |
| L. SUSPENSE AND MISCELLANEOUS- | | | | | | | |
| (a) Coinage Accounts- | | | | | | | |
| 8656-Coinage Accounts | - | - | - | - | - | - | - |
| (b) Suspense- | | | | | | | |
| 8658-Suspense Accounts | 51927.09 | 22980.27 | 14689.84 | 17188.40 | 21376.70 | 720121.73 | 3521.79 |
| 8659-Suspense Account Defence | - | - | - | - | - | - | - |
| 8660-Suspense Account Railways | - | - | - | - | - | - | - |
| 8661-Suspense Account (Posted) | - | - | - | - | - | - | - |
| 8662-Suspense Account Telecommunications | - | - | - | - | - | - | - |
| 8663-Accounting Adjustment Suspense | - | - | - | - | - | - | - |
| Total : Suspense | 51927.09 | 22980.27 | 14689.84 | 17188.40 | 21376.70 | 720121.73 | 3521.79 |
| (c) Other Accounts - | | | | | | | |
| 8670-Cheques and Bills | 9681.23 | 1.53 | 40087.28 | - | 3920761.80 | 2807656.70 | 3140814.61 |
| 8671-Departmental Balances | 8175.61 | 12.73 | 2650.20 | 4996.25 | 13085.33 | 663.37 | 2060.61 |
| 8672-Permanent Cash Imprest | 0.35 | - | - | - | 0.67 | 1.37 | 1.72 |
| 8673-Cash Balance Investment Account | 3583249.00 | 3321145.00 | - | 7326826.22 | 16600579.90 | 5268592.42 | 9577054.63 |
| 8674-Security Deposits made by Government | - | - | - | - | - | 390.85 | - |
| 8675-Deposits with Reserve Bank | - | - | - | - | - | - | - |
| 8677-Remittances into Banks/Treasuries | - | - | - | - | - | - | - |
| Total (c) | 3601106.19 | 3321159.26 | 42737.48 | 7331822.47 | 20534427.70 | 8077304.71 | 12719931.57 |
| Total : L-SUSPENSE AND MISCELLANEOUS (a+b+c) | 3653033.28 | 3344139.53 | 57427.32 | 7349010.87 | 20555804.40 | 8797426.44 | 12723453.36 |
| Carried over to page 153 | | | | | | | |
| Carried over to page 153 | 825352.59 | 296945.78 | 327526.08 | 446722.85 | 2364785.52 | 1545552.55 | 1023299.16 |

**No.6 - ACCOUNT showing by MAJOR HEADS the RECEIPTS AND DISBURSEMENTS on account of PUBLIC ACCOUNT
in respect of the UNION AND STATE GOVERNMENTS for the year ended 31st March, 2010-Contd.**

(₹ in lakh)

| RECEIPTS | STATE GOVERNMENTS | | | | | |
|-----------------------------------------------------|--------------------|-------------------|-------------------|------------------|------------------|--------------------|
| | Maharashtra | Manipur | Meghalaya | Mizoram | Nagaland | Orissa |
| Brought forward from page 138 | 586783.83 | 17425.67 | 14881.69 | 42069.27 | 18018.75 | 330652.85 |
| K. DEPOSITS AND ADVANCES - | | | | | | |
| (a) Deposits bearing Interests- | | | | | | |
| 8336-Civil Deposits | 310809.21 | - | - | - | - | - |
| 8337-Deposits of Railways | - | - | - | - | - | - |
| 8338-Deposits of Local Funds | - | - | - | - | - | - |
| 8342-Other Deposits | 27865.39 | 688.96 | - | - | - | 657.45 |
| Total (a) | 338674.60 | 688.96 | 0.00 | 0.00 | 0.00 | 657.45 |
| (b) Deposits not bearing interests- | | | | | | |
| 8443-Civil Deposits | 1041301.45 | 39623.01 | 73311.63 | 47170.63 | 77558.64 | 227370.39 |
| 8444-Defence Deposits | - | - | - | - | - | - |
| 8445-Railway Deposits | - | - | - | - | - | - |
| 8446-Postal Deposits | - | - | - | - | - | - |
| 8447-Telecommunication Deposits | - | - | - | - | - | - |
| 8448-Deposits of Local Funds | 0.41 | - | - | - | - | 76727.41 |
| 8449-Other Deposits | 15049.00 | 44806.74 | - | - | - | - |
| 8450-Balance Account of Union Territories | - | - | - | - | - | - |
| 8451-Bhopal Gas leak disaster relief Fund | - | - | - | - | - | - |
| 8452-National Investment Fund | - | - | - | - | - | - |
| Total (b) | 1056350.86 | 84429.75 | 73311.63 | 47170.63 | 77558.64 | 304097.80 |
| (c) Advances - | | | | | | |
| 8550-Civil Advances | 19990.81 | 1693.19 | 9053.83 | 492.59 | 1081.02 | 8694.85 |
| 8551-Defence Advances | - | - | - | - | - | - |
| 8552-Railway Advances | - | - | - | - | - | - |
| 8553-Postal Advances | - | - | - | - | - | - |
| 8554-Telecommunication Advances | - | - | - | - | - | - |
| Total (c) | 19990.81 | 1693.19 | 9053.83 | 492.59 | 1081.02 | 8694.85 |
| TOTAL : K - DEPOSITS AND ADVANCES | 1415016.27 | 86811.90 | 82365.46 | 47663.22 | 78639.66 | 313450.10 |
| L. SUSPENSE AND MISCELLANEOUS- | | | | | | |
| (a) Coinage Accounts- | | | | | | |
| 8656-Coinage Accounts | - | - | - | - | - | - |
| (b) Suspense- | | | (A) | | | |
| 8658-Suspense Accounts | 1283.68 | 4537.29 | -3989.22 | 45088.83 | 5097.36 | 3713.94 |
| 8659-Suspense Account Defence | - | - | - | - | - | - |
| 8660-Suspense Account Railways | - | - | - | - | - | - |
| 8661-Suspense Account (Postal) | - | - | - | - | - | - |
| 8662-Suspense Account Telecommunications | - | - | - | - | - | - |
| 8663-Accounting Adjustment Suspense | - | - | - | - | - | - |
| Total Suspense | 1283.68 | 4537.29 | -3989.22 | 45088.83 | 5097.36 | 3713.94 |
| (c) Other Accounts - | | | | | | |
| 8670-Cheques and Bills | 415188.03 | - | - | - | - | - |
| 8671-Departmental Balances | 18519.68 | 5363.96 | 88.13 | 943.59 | 39022.28 | 3606.27 |
| 8672-Permanent Cash Imprest | - | - | - | - | - | - |
| 8673-Cash Balance Investment Account | 33691812.14 | 1932603.00 | 1097893.00 | 436222.00 | 580734.00 | 17488953.96 |
| 8674-Security Deposits made by Government | 73.82 | - | - | - | - | - |
| 8675-Deposits with Reserve Bank | - | - | - | - | - | - |
| 8677-Remittances into Banks/Treasuries | - | - | - | - | - | - |
| Total (c) | 34125593.67 | 1937966.96 | 1097981.13 | 437165.59 | 619756.28 | 17492560.23 |
| Total : L-SUSPENSE AND MISCELLANEOUS (a+b+c) | 34126877.35 | 1942504.25 | 1093991.91 | 482254.42 | 624853.64 | 17496274.17 |
| Carried over to page 154 | 2001800.10 | 104237.57 | 97247.15 | 89732.49 | 96658.41 | 644102.95 |

(A) Minus figure is due to adjustment of earlier years outstanding balances.

**No.6 - ACCOUNT showing by MAJOR HEADS the RECEIPTS AND DISBURSEMENTS on account of PUBLIC ACCOUNT
in respect of the UNION AND STATE GOVERNMENTS for the year ended 31st March, 2010-Contd.**

| DISBURSEMENTS | STATE GOVERNMENTS | | | | | |
|-----------------------------------------------------|--------------------|-------------------|-------------------|------------------|------------------|--------------------|
| | Maharashtra | Manipur | Meghalaya | Mizoram | Nagaland | Orissa |
| Brought forward from page 139 | 442864.09 | 14512.16 | 7415.24 | 37308.19 | 15709.85 | 216704.14 |
| K. DEPOSITS AND ADVANCES - | | | | | | |
| (a) Deposits bearing Interests- | | | | | | |
| 8336-Civil Deposits | 143908.24 | - | - | - | - | 6.67 |
| 8337-Deposits of Railways | - | - | - | - | - | - |
| 8338-Deposits of Local Funds | - | - | - | - | - | - |
| 8342-Other Deposits | 4869.15 | - | - | - | - | - |
| Total (a) | 148777.39 | 0.00 | 0.00 | 0.00 | 0.00 | 6.67 |
| (b) Deposits not bearing interests- | | | | | | |
| 8443-Civil Deposits | 881268.44 | 14666.93 | 83810.58 | 36625.24 | 49816.15 | 208417.72 |
| 8444-Defence Deposits | - | - | - | - | - | - |
| 8445-Railway Deposits | - | - | - | - | - | - |
| 8446-Postal Deposits | - | - | - | - | - | - |
| 8447-Telecommunication Deposits | - | - | - | - | - | - |
| 8448-Deposits of Local Funds | - | - | - | - | - | 81852.61 |
| 8449-Other Deposits | 15051.94 | 47851.51 | - | - | - | - |
| 8450-Balance Account of Union Territories | - | - | - | - | - | - |
| 8451-Bhopal Gas leak Disaster Relief Fund | - | - | - | - | - | - |
| Total (b) | 896320.38 | 62518.44 | 83810.58 | 36625.24 | 49816.15 | 290270.33 |
| (c) Advances - | | | | | | |
| 8550-Civil Advances | 19752.98 | 1693.27 | 9068.88 | 489.11 | 1037.91 | 8708.20 |
| 8551-Defence Advances | - | - | - | - | - | - |
| 8552-Railway Advances | - | - | - | - | - | - |
| 8553-Postal Advances | - | - | - | - | - | - |
| 8554-Telecommunication Advances | - | - | - | - | - | - |
| Total (c) | 19752.98 | 1693.27 | 9068.88 | 489.11 | 1037.91 | 8708.20 |
| TOTAL : K - DEPOSITS AND ADVANCES | 1064850.75 | 64211.71 | 92879.46 | 37114.35 | 50854.06 | 298985.20 |
| L. SUSPENSE AND MISCELLANEOUS- | | | | | | |
| (a) Coinage Accounts- | | | | | | |
| 8656-Coinage Accounts | - | - | - | - | - | - |
| (b) Suspense- | | | (A) | | | |
| 8658-Suspense Accounts | 2684.04 | 7971.07 | -18.23 | 62142.81 | 2790.22 | -2361.94 |
| 8659-Suspense Account Defence | - | - | - | - | - | - |
| 8660-Suspense Account Railways | - | - | - | - | - | - |
| 8661-Suspense Account (Posted) | - | - | - | - | - | - |
| 8662-Suspense Account Telecommunications | - | - | - | - | - | - |
| 8663-Accounting Adjustment Suspense | - | - | - | - | - | - |
| Total : Suspense | 2684.04 | 7971.07 | -18.23 | 62142.81 | 2790.22 | -2361.94 |
| (c) Other Accounts - | | | | | | |
| 8670-Cheques and Bills | - | - | - | - | -196.97 | 21.36 |
| 8671-Departmental Balances | 28907.88 | 7091.83 | 78.63 | 943.59 | 41553.24 | 3047.01 |
| 8672-Permanent Cash Imprest | 0.25 | - | - | - | - | 0.35 |
| 8673-Cash Balance Investment Account | 33965878.84 | 1907593.58 | 1092822.79 | 389951.83 | 595382.00 | 17335998.57 |
| 8674-Security Deposits made by Government | 11830.05 | - | - | - | - | 1.49 |
| 8675-Deposits with Reserve Bank | - | - | - | - | - | - |
| 8677-Remittances into Banks/Treasuries | - | - | - | - | - | - |
| Total (c) | 34006617.02 | 1914685.41 | 1092901.42 | 390895.42 | 636738.27 | 17339068.78 |
| Total : L-SUSPENSE AND MISCELLANEOUS (a+b+c) | 34009301.06 | 1922656.48 | 1092883.19 | 453038.23 | 639528.49 | 17336706.84 |
| Carried over to page 155 | | | | | | |
| Carried over to page 155 | 1507714.84 | 78723.87 | 100294.70 | 74422.54 | 66563.91 | 515689.34 |

(A) Minus figure is due to adjustment of earlier years outstanding balances.

**No.6 - ACCOUNT showing by MAJOR HEADS the RECEIPTS AND DISBURSEMENTS on account of PUBLIC ACCOUNT
in respect of the UNION AND STATE GOVERNMENTS for the year ended 31st March, 2010-Contd.**

| RECEIPTS | STATE GOVERNMENTS | | | | | | | | (₹ in lakh) |
|-----------------------------------------------------|-------------------|--------------------|------------------|--------------------|-------------------|--------------------|-------------------|-------------------|---------------------|
| | Punjab | Rajasthan | Sikkim | Tamil Nadu | Tripura | Uttar Pradesh | Uttarakhand | West Bengal | Total |
| Brought forward from page 140 | 244007.39 | 370866.57 | 15633.24 | 575363.24 | 65578.75 | 1398022.51 | 147350.54 | 346507.10 | 56447568.68 |
| K. DEPOSITS AND ADVANCES - | | | | | | | | | |
| (a) Deposits bearing Interests- | | | | | | | | | |
| 8336-Civil Deposits | - | - | - | -0.02 | - | - | - | 114962.35 | 640286.13 |
| 8337-Deposits of Railways | - | - | - | - | - | - | - | - | 227.21 |
| 8338-Deposits of Local Funds | - | 53197.85 | - | 188360.57 | - | 451.28 | 20999.70 | - | 328693.54 |
| 8342-Other Deposits | 8307.80 | 40112.70 | 520.18 | 170901.38 | - | 15248.89 | 9560.41 | 105000.00 | 2978424.96 |
| Total (a) | 8307.80 | 93310.55 | 520.18 | 359261.93 | 0.00 | 15700.17 | 30560.11 | 219962.35 | 3947631.84 |
| (b) Deposits not bearing interests- | | | | | | | | | |
| 8443-Civil Deposits | 260092.58 | 759399.97 | 3983.56 | 1558436.08 | 23826.51 | 1303709.17 | 126428.57 | 241171.33 | 11943026.95 |
| 8444-Defence Deposits | - | - | - | - | - | - | - | - | 187212.58 |
| 8445-Railway Deposits | - | - | - | - | - | - | - | - | 1469930.31 |
| 8446-Postal Deposits | - | - | - | - | - | - | - | - | 532993.49 |
| 8447-Telecommunication Deposits | - | - | - | - | - | - | - | - | 28.33 |
| 8448-Deposits of Local Funds | 2.36 | 8323549.02 | - | 2565.59 | - | 381175.12 | 54731.53 | 651704.60 | 13802077.50 |
| 8449-Other Deposits | 6869.00 | 766068.71 | - | 16756.40 | - | 1000.00 | - | 949014.06 | 4343872.16 |
| 8450-Balance Account of Union Territories | - | - | - | - | - | - | - | - | 1636481.46 |
| 8451-Bhopal Gas leak disaster relief Fund | - | - | - | - | - | - | - | - | 4.34 |
| 8452-National Investment Fund | - | - | - | - | - | - | - | - | 2355297.00 |
| Total (b) | 266963.94 | 9849017.70 | 3983.56 | 1577758.07 | 23826.51 | 1685884.29 | 181160.10 | 1841889.99 | 36270924.12 |
| (c) Advances - | | | | | | | | | |
| 8550-Civil Advances | 4215.15 | 2239.18 | - | 7662.51 | 2070.69 | 24450.80 | 10561.37 | 38277.04 | 1266834.77 |
| 8551-Defence Advances | - | - | - | - | - | - | - | - | 5369200.13 |
| 8552-Railway Advances | - | - | - | - | - | - | - | - | 2824.15 |
| 8553-Postal Advances | - | - | - | - | - | - | - | - | 287052.69 |
| 8554-Telecommunication Advances | - | - | - | - | - | - | - | - | 587.35 |
| Total (c) | 4215.15 | 2239.18 | 0.00 | 7662.51 | 2070.69 | 24450.80 | 10561.37 | 38277.04 | 6926499.09 |
| TOTAL : K - DEPOSITS AND ADVANCES | 279486.89 | 9944567.43 | 4503.74 | 1944682.51 | 25897.20 | 1726035.26 | 222281.58 | 2100129.38 | 47145055.05 |
| L. SUSPENSE AND MISCELLANEOUS- | | | | | | | | | |
| (a) Coinage Accounts- | | | | | | | | | |
| 8656-Coinage Accounts | - | - | - | - | - | - | - | - | 0.00 |
| (b) Suspense- | | | | | | (A) | | | |
| 8658-Suspense Accounts | 29381.69 | 7538.40 | 476.36 | 359579.77 | 17943.57 | -4353428.04 | 3227.90 | 64749.80 | -2672810.85 |
| 8659-Suspense Account Defence | - | - | - | - | - | - | - | - | 5028.00 |
| 8660-Suspense Account Railways | - | - | - | - | - | - | - | - | 1404.91 |
| 8661-Suspense Account (Postal) | - | - | - | - | - | - | - | - | 299896.81 |
| 8662-Suspense Account Telecommunications | - | - | - | - | - | - | - | - | 80604.12 |
| 8663-Accounting Adjustment Suspense | - | - | - | - | - | - | - | - | 0.00 |
| Total Suspense | 29381.69 | 7538.40 | 476.36 | 359579.77 | 17943.57 | -4353428.04 | 3227.90 | 64749.80 | -2285877.01 |
| (c) Other Accounts - | | | | | | | | | |
| 8670-Cheques and Bills | 1483523.65 | - | 192078.14 | 5487423.78 | 108.51 | 8361868.08 | 935479.96 | 3870843.82 | 36945649.34 |
| 8671-Departmental Balances | 47781.43 | 675.09 | 140.32 | 268.31 | 2.10 | 4533.38 | 3218.06 | 13598.31 | 198377.75 |
| 8672-Permanent Cash Imprest | - | 409.92 | 1.35 | 0.15 | - | - | - | 0.06 | 411.65 |
| 8673-Cash Balance Investment Account | 866233.00 | 7513440.00 | 158600.00 | 30359464.39 | 1515660.87 | 11742945.08 | 653655.88 | 2834075.42 | 228052444.63 |
| 8674-Security Deposits made by Government | - | - | - | - | - | 8.97 | - | - | 287.85 |
| 8675-Deposits with Reserve Bank | - | - | - | - | - | - | - | - | 0.00 |
| 8677-Remittances into Banks/Treasuries | - | - | - | - | - | - | - | - | 125831.22 |
| Total (c) | 2397538.08 | 7514525.01 | 350819.81 | 35847156.63 | 1515771.48 | 20109355.51 | 1592353.90 | 6718517.61 | 265323002.44 |
| Total : L-SUSPENSE AND MISCELLANEOUS (a+b+c) | 2426919.77 | 7522063.41 | 351296.17 | 36206736.40 | 1533715.05 | 15755927.47 | 1595581.80 | 6783267.41 | 263037125.43 |
| Carried over to page 156 | 523494.28 | 10315434.00 | 20136.98 | 2520045.75 | 91475.95 | 3124057.77 | 369632.12 | 2446636.48 | 103592623.73 |

(A) Minus figure is due to clearance of outstanding balance of earlier years.

**No.6 - ACCOUNT showing by MAJOR HEADS the RECEIPTS AND DISBURSEMENTS on account of PUBLIC ACCOUNT
in respect of the UNION AND STATE GOVERNMENTS for the year ended 31st March, 2010-Contd.**

| DISBURSEMENTS | STATE GOVERNMENTS | | | | | | | | (₹ in lakh) |
|-----------------------------------------------------|-------------------|--------------------|------------------|--------------------|-------------------|--------------------|-------------------|-------------------|---------------------|
| | Punjab | Rajasthan | Sikkim | Tamil Nadu | Tripura | Uttar Pradesh | Uttarakhand | West Bengal | Total |
| Brought forward from page 141 | 138290.60 | 332446.28 | 11238.53 | 399240.78 | 34520.97 | 1458436.96 | 44035.15 | 305733.30 | 52082873.36 |
| K. DEPOSITS AND ADVANCES - | | | | | | | | | |
| (a) Deposits bearing Interests- | | | | | | | | | |
| 8336-Civil Deposits | - | - | - | - | - | - | - | 61190.88 | 313799.75 |
| 8337-Deposits of Railways | - | - | - | - | - | - | - | - | 72.99 |
| 8338-Deposits of Local Funds | - | 34321.95 | - | 198660.25 | - | 13916.23 | 37078.58 | - | 314977.16 |
| 8342-Other Deposits | - | 29751.35 | - | 110019.61 | - | 10.68 | 6.46 | 100000.00 | 2296438.18 |
| Total (a) | 0.00 | 64073.30 | 0.00 | 308679.86 | 0.00 | 13926.91 | 37085.04 | 161190.88 | 2925288.08 |
| (b) Deposits not bearing interests- | (A) | | | | | | | | |
| 8443-Civil Deposits | 248348.58 | 712870.19 | 3513.71 | 1554758.58 | 15668.20 | 1209090.82 | 112327.00 | 194826.05 | 10882529.91 |
| 8444-Defence Deposits | - | - | - | - | - | - | - | - | 210261.27 |
| 8445-Railway Deposits | - | - | - | - | - | - | - | - | 1521798.57 |
| 8446-Postal Deposits | - | - | - | - | - | - | - | - | 508817.19 |
| 8447-Telecommunication Deposits | - | - | - | - | - | - | - | - | 30.99 |
| 8448-Deposits of Local Funds | 2.66 | 8273428.72 | - | 2350.60 | - | 468403.65 | 39370.11 | 631092.90 | 13606170.91 |
| 8449-Other Deposits | 536.71 | 764497.84 | - | 32.53 | - | 828.09 | - | 938357.39 | 4439244.44 |
| 8450-Balance Account of Union Territories | - | - | - | - | - | - | - | - | 1875223.96 |
| 8451-Bhopal Gas leak Disaster Relief Fund | - | - | - | - | - | - | - | - | 105.98 |
| | - | - | - | - | - | - | - | - | 2355297.00 |
| Total (b) | 248887.95 | 9750796.75 | 3513.71 | 1557141.71 | 15668.20 | 1678322.56 | 151697.11 | 1764276.34 | 35399480.22 |
| (c) Advances - | | | | | | | | | |
| 8550-Civil Advances | 4230.72 | 2294.01 | - | 7645.97 | 2063.36 | 24462.23 | 10556.81 | 38247.18 | 1323934.21 |
| 8551-Defence Advances | - | - | - | - | - | - | - | - | 5195252.24 |
| 8552-Railway Advances | - | - | - | - | - | - | - | - | 2732.89 |
| 8553-Postal Advances | - | - | - | - | - | - | - | - | 375378.14 |
| 8554-Telecommunication Advances | - | - | - | - | - | - | - | - | 598.41 |
| Total (c) | 4230.72 | 2294.01 | 0.00 | 7645.97 | 2063.36 | 24462.23 | 10556.81 | 38247.18 | 6897895.89 |
| TOTAL : K - DEPOSITS AND ADVANCES | 253118.67 | 9817164.06 | 3513.71 | 1873467.54 | 17731.56 | 1716711.70 | 199338.96 | 1963714.40 | 45222664.19 |
| L. SUSPENSE AND MISCELLANEOUS- | | | | | | | | | |
| (a) Coinage Accounts- | | | | | | | | | |
| 8656-Coinage Accounts | - | - | - | - | - | - | - | - | 89400.00 |
| (b) Suspense- | | | | | | (C) | | | |
| 8658-Suspense Accounts | 32764.14 | 8744.04 | 230.81 | 326346.26 | 12129.08 | -4338027.81 | -68374.29 | 23603.79 | -2890340.30 |
| 8659-Suspense Account Defence | - | - | - | - | - | - | - | - | 88183.55 |
| 8660-Suspense Account Railways | - | - | - | - | - | - | - | - | 25237.83 |
| 8661-Suspense Account (Posted) | - | - | - | - | - | - | - | - | 5915.40 |
| 8662-Suspense Account Telecommunications | - | - | - | - | - | - | - | - | 0.28 |
| 8663-Accounting Adjustment Suspense | - | - | - | - | - | - | - | - | 0.00 |
| Total : Suspense | 32764.14 | 8744.04 | 230.81 | 326346.26 | 12129.08 | -4338027.81 | -68374.29 | 23603.79 | -2771003.24 |
| (c) Other Accounts - | | (B) | | | | | | | |
| 8670-Cheques and Bills | 1483523.65 | -11.48 | 181958.81 | 5576549.59 | 108.51 | 8482825.91 | 934921.29 | 3795447.91 | 36718108.65 |
| 8671-Departmental Balances | 31275.41 | 630.37 | 135.92 | 276.56 | 854.84 | 4681.98 | 3217.61 | 5810.20 | 384736.42 |
| 8672-Permanent Cash Imprest | 0.32 | -76.10 | 1.98 | 15.82 | 0.22 | 6.15 | 0.25 | 26.69 | 232.05 |
| 8673-Cash Balance Investment Account | 875720.00 | 7254185.00 | 187600.00 | 30710098.84 | 1467230.87 | 11166284.70 | 653655.88 | 2696725.55 | 227570529.99 |
| 8674-Security Deposits made by Government | - | 205.75 | - | 1263.73 | - | 129.39 | - | 277.35 | 28836.34 |
| 8675-Deposits with Reserve Bank | - | - | - | - | - | - | - | - | 0.00 |
| 8677-Remittances into Banks/Treasuries | - | - | - | - | - | - | - | - | 30069.73 |
| Total (c) | 2390519.38 | 7254933.54 | 369696.71 | 36288204.54 | 1468194.44 | 19653928.13 | 1591795.03 | 6498287.70 | 264732513.18 |
| Total : L-SUSPENSE AND MISCELLANEOUS (a+b+c) | 2423283.52 | 7263677.58 | 369927.52 | 36614550.80 | 1480323.52 | 15315900.32 | 1523420.74 | 6521891.49 | 262050909.94 |
| Carried over to page 157 | | | | | | | | | |
| Carried over to page 157 | 391409.27 | 10149610.34 | 14752.24 | 2272708.32 | 52252.53 | 3175148.66 | 243374.11 | 2269447.70 | 97305537.55 |

(A) Includes ₹ 2169.52 lakh on account of book adjustment representing lapsed/unclaimed Deposits.

(B) Minus balance is due to deposit through challan by Department.

(C) Minus balances are due to clearance of outstanding balances of earlier years.

**No.6 - ACCOUNT showing by MAJOR HEADS the RECEIPTS AND DISBURSEMENTS on account of PUBLIC ACCOUNT
in respect of the UNION AND STATE GOVERNMENTS for the year ended 31st March, 2010-Contd.**

| RECEIPTS | Union Government | U.T. Govt. Puducherry | STATE GOVERNMENTS | | | | | | |
|-------------------------------------------------------------------------------------------------------|--------------------|-----------------------|--------------------|-------------------|--------------------|--------------------|-------------------|-------------------|--------------------|
| | | | Andhra Pradesh | Arunachal Pradesh | Assam | Bihar | Chhattisgarh | Goa | Gujarat |
| Brought forward from page 142 | 64684977.24 | 34673.78 | 3978339.21 | 77552.12 | 706810.03 | 758381.43 | 346521.73 | 76794.60 | 2089094.93 |
| Total : L-SUSPENSE AND MISCELLANEOUS (a+b+c) | 924467.90 | 14538.64 | 8792664.20 | 1950462.01 | 22917925.78 | 17519314.63 | 5771735.72 | 785004.07 | 20001009.99 |
| brought forward from page 182 | | | | | | | | | |
| L. SUSPENSE AND MISCELLANEOUS- Contd. | | | | | | | | | |
| (d) Accounts with Governments of Foreign Countries- | | | | | | | | | |
| 8679-Accounts with Govt. of other countries | 232.70 | - | - | - | - | - | - | - | - |
| (e) Miscellaneous - | | | | | | | | | |
| 8680-Miscellaneous Govt. Account | - | - | 5.41 | - | - | - | -74.18 | - | - |
| TOTAL : L-SUSPENSE AND MISCELLANEOUS | 924700.60 | 14538.64 | 8792669.61 | 1950462.01 | 22917925.78 | 17519314.63 | 5771661.54 | 785004.07 | 20001009.99 |
| M. REMITTANCES - | | | | | | | | | |
| (a) Money Orders and other Remittances - | | | | | | | | | |
| 8781-Money Orders | 9235.83 | - | - | - | - | - | - | - | - |
| 8782-Cash Remittance and Adjustments between Officers rendering accounts to the same Accounts Officer | 407286.97 | 34341.18 | 1978716.27 | 283974.09 | 370062.44 | 742275.93 | 546243.32 | 261761.45 | 878433.62 |
| 8783-Remittances into Banks/Treasuries | - | - | - | - | - | - | - | - | - |
| 8785-Other Remittances | - | - | - | - | - | - | - | - | - |
| Total (a) | 416522.80 | 34341.18 | 1978716.27 | 283974.09 | 370062.44 | 742275.93 | 546243.32 | 261761.45 | 878433.62 |
| (b) Inter-Government Adjustment Account - | | | | | | | | | |
| 8786-Adjusting Account between Central and State Govts. | - | - | - | - | - | - | - | - | - |
| 8787-Adjusting Accounts with Railways | - | - | - | - | - | - | - | - | - |
| 8788-Adjusting Account with Posts | - | - | - | - | - | - | - | - | - |
| 8789-Adjusting Account with Defence | 13855.02 | - | - | - | - | - | - | - | - |
| 8790-Accounts with States etc. (Railways) | - | - | - | - | - | - | - | - | - |
| 8791-Accounts with States etc. (Posts) | - | - | - | - | - | - | - | - | - |
| 8792-Accounts with States etc. (Defence) | - | - | - | - | - | - | - | - | - |
| 8793-Inter-State Suspense Account | - | - | 33.44 | - | (A) -243.66 | - | -0.20 | - | (A) -0.08 |
| 8794-Accounts with the High Commission for India in United Kingdom | - | - | - | - | - | - | - | - | - |
| 8795-Adjusting account with Telecommunications | - | - | - | - | - | - | - | - | - |
| TOTAL (b) | 13855.02 | 0.00 | 33.44 | 0.00 | -243.66 | 0.00 | -0.20 | 0.00 | -0.08 |
| (c) Exchange Accounts- | | | | | | | | | |
| 8797-Exchange Accounts | - | - | - | - | - | - | - | - | - |
| TOTAL : M - REMITTANCES | 430377.82 | 34341.18 | 1978749.71 | 283974.09 | 369818.78 | 742275.93 | 546243.12 | 261761.45 | 878433.54 |
| TOTAL : PUBLIC ACCOUNT | 66040055.66 | 83553.60 | 14749758.53 | 2311988.22 | 23994554.59 | 19019971.99 | 6664426.39 | 1123560.12 | 22968538.46 |

(A) Minus credit/debit is due to clearance of balance of earlier years.

**No.6 - ACCOUNT showing by MAJOR HEADS the RECEIPTS AND DISBURSEMENTS on account of PUBLIC ACCOUNT
in respect of the UNION AND STATE GOVERNMENTS for the year ended 31st March, 2010-Contd.**

(₹ in lakh)

| DISBURSEMENTS | Union Government | U.T. Govt. Puducherry | STATE GOVERNMENTS | | | | | | |
|----------------------------------------------------------------------------------------------------------------|---------------------|--------------------------|--------------------|----------------------|--------------------|--------------------|-------------------|-------------------|--------------------|
| | | | Andhra Pradesh | Arunachal Pradesh | Assam | Bihar | Chhattisgarh | Goa | Gujarat |
| Brought forward from page 143 | 61895821.14 | 31321.22 | 4037237.06 | 71818.57 | 559649.89 | 802251.30 | 294889.12 | 27626.86 | 1842625.49 |
| Total : L-SUSPENSE AND MISCELLA- NEOUS (a+b+c) | 1197345.70 | -215.91 | 8792781.38 | 1890599.97 | 22819912.68 | 17548400.11 | 5719849.23 | 762496.87 | 19872354.93 |
| brought forward from page 143 | | | | | | | | | |
| L. SUSPENSE AND MISCELLANEOUS- Contd. | | | | | | | | | |
| (d) Accounts with Governments of Foreign Countries- | | | | | | | | | |
| 8679-Accounts with Govt. of other countries | 380.66 | - | (B) -1.80 | - | - | 3.77 | - | - | (B) -1.35 |
| (e) Miscellaneous - | (A) | | (A) | | | | | | (A) |
| 8680-Miscellaneous Govt. Account | 4445.93 | - | 13.01 | - | - | - | 613.24 | - | 0.22 |
| TOTAL : L-SUSPENSE AND MISCELLA- NEOUS | 1202172.29 | -215.91 | 8792792.59 | 1890599.97 | 22819912.68 | 17548403.88 | 5720462.47 | 762496.87 | 19872353.80 |
| M. REMITTANCES - | | | | | | | | | |
| (a) Money Orders and other Remittances - | | | | | | | | | |
| 8781-Money Orders | 7590.18 | - | - | | - | - | - | - | - |
| 8782-Cash Remittance and Adjustments between Officers rendering accounts to the same Accounts Officer | 39952.72 | 30229.70 | 1833559.55 | 281080.91 | 385816.50 | 736793.62 | 555995.07 | 254662.77 | 859391.81 |
| 8783-Remittances into Banks/Treasuries | - | - | - | - | - | - | - | - | - |
| 8785-Other Remittances | - | - | - | - | - | - | - | - | - |
| Total (a) | 47542.90 | 30229.70 | 1833559.55 | 281080.91 | 385816.50 | 736793.62 | 555995.07 | 254662.77 | 859391.81 |
| (b) Inter-Government Adjustment Account - | | | | | | | | | |
| 8786-Adjusting Account between Central and State Govts. | - | - | - | - | - | - | - | - | (B) -23.90 |
| 8787-Adjusting Accounts with Railways | 1905.70 | - | - | - | - | - | - | - | - |
| 8788-Adjusting Account with Posts | 8664.13 | - | - | - | - | - | - | - | - |
| 8789-Adjusting Account with Defence | - | - | - | - | - | - | - | - | - |
| 8790-Accounts with States etc. (Railways) | 0.02 | - | - | - | - | - | - | - | - |
| 8791-Accounts with States etc. (Posts) | - | - | - | - | - | - | - | - | - |
| 8792-Accounts with States etc. (Defence) | - | - | - | - | - | - | - | - | - |
| 8793-Inter-State Suspense Account | - | - | 1718.82 | 8.18 | 466.45 | - | 1431.40 | - | 20.11 |
| 8794-Accounts with the High Commission for India in United Kingdom | - | - | - | - | - | - | - | - | - |
| 8795-Adjusting Account with Telecommunications | - | - | - | - | - | - | - | - | - |
| TOTAL (b) | 10569.85 | 0.00 | 1718.82 | 8.18 | 466.45 | 0.00 | 1431.40 | 0.00 | -3.79 |
| (c) Exchange Accounts- | | | | | | | | | |
| 8797-Exchange Accounts | 57138.38 | - | - | - | - | - | - | - | - |
| TOTAL : M - REMITTANCES | 115251.13 | 30229.70 | 1835278.37 | 281089.09 | 386282.95 | 736793.62 | 557426.47 | 254662.77 | 859388.02 |
| TOTAL : PUBLIC ACCOUNT | 63213244.56 | 61335.01 | 14665308.02 | 2243507.63 | 23765845.52 | 19087448.80 | 6572778.06 | 1044786.50 | 22574367.31 |

(A) Minus transaction is due to adjustment of earlier years.

**No.6 - ACCOUNT showing by MAJOR HEADS the RECEIPTS AND DISBURSEMENTS on account of PUBLIC ACCOUNT
in respect of the UNION AND STATE GOVERNMENTS for the year ended 31st March, 2010-Contd.**

| RECEIPTS | STATE GOVERNMENTS | | | | | | |
|-------------------------------------------------------------------------------------------------------|-------------------|-------------------|-------------------|-------------------|--------------------|--------------------|--------------------|
| | Haryana | Himachal Pradesh | Jammu and Kashmir | Jharkhand | Karnataka | Kerala | Madhya Pradesh |
| Brought forward from page 144 | 960295.47 | 317784.44 | 560272.89 | 532549.62 | 2989774.99 | 1873112.58 | 1160996.67 |
| Total : L-SUSPENSE AND MISCELLA-NEOUS (a+b+c) | 3931631.00 | 3410465.16 | 48257.21 | 7323183.26 | 20472069.01 | 8770318.79 | 12461814.84 |
| brought forward from page 184 | | | | | | | |
| L. SUSPENSE AND MISCELLANEOUS-Contd. | | | | | | | |
| (d) Accounts with Governments of Foreign Countries- | | | | | | | |
| 8679-Accounts with Govt. of other countries | - | - | - | - | - | - | 0.01 |
| (e) Miscellaneous - | | | | | | | |
| 8680-Miscellaneous Govt. Account | - | 6.67 | 397.72 | - | 6441.24 | - | - |
| TOTAL : L-SUSPENSE AND MISCELLA-NEOUS | 3931631.00 | 3410471.83 | 48654.93 | 7323183.26 | 20478510.25 | 8770318.79 | 12461814.85 |
| M. REMITTANCES - | | | | | | | |
| (a) Money Orders and other Remittances - | | | | | | | |
| 8781-Money Orders | - | - | - | - | - | - | - |
| 8782-Cash Remittance and Adjustments between Officers rendering accounts to the same Accounts Officer | 552677.73 | 329656.86 | 3911135.12 | 261216.42 | 125056.66 | 726948.40 | 928785.32 |
| 8783-Remittances into Banks/Treasuries | - | - | - | - | - | - | - |
| 8785-Other Remittances | - | - | - | - | - | - | - |
| Total (a) | 552677.73 | 329656.86 | 3911135.12 | 261216.42 | 125056.66 | 726948.40 | 928785.32 |
| (b) Inter-Government Adjustment Account - | | | | | | | |
| 8786-Adjusting Account between Central and State Govts. | - | - | - | - | - | - | - |
| 8787-Adjusting Accounts with Railways | - | - | - | - | - | - | - |
| 8788-Adjusting Account with Posts | - | - | - | - | - | - | - |
| 8789-Adjusting Account with Defence | - | - | - | - | - | - | - |
| 8790-Accounts with States etc. (Railways) | - | - | - | - | - | - | - |
| 8791-Accounts with States etc. (Posts) | - | - | - | - | - | - | - |
| 8792-Accounts with States etc. (Defence) | - | - | - | - | - | - | - |
| 8793-Inter-State Suspense Account | (A) -2.58 | 3.12 | - | 19.70 | 47.68 | 7.85 | (A) -173.99 |
| 8794-Accounts with the High Commission for India in United Kingdom | - | - | - | - | - | - | - |
| 8795-Adjusting account with Telecommunications | - | - | - | - | - | - | - |
| TOTAL (b) | -2.58 | 3.12 | 0.00 | 19.70 | 47.68 | 7.85 | -173.99 |
| (c) Exchange Accounts- | | | | | | | |
| 8797-Exchange Accounts | - | - | - | - | - | - | - |
| TOTAL : M - REMITTANCES | 552675.15 | 329659.98 | 3911135.12 | 261236.12 | 125104.34 | 726956.25 | 928611.33 |
| TOTAL : PUBLIC ACCOUNT | 5444601.62 | 4057916.25 | 4520062.94 | 8116969.00 | 23593389.58 | 11370387.62 | 14551422.85 |

(A) Minus credit/debit was due to rectification of misclassification of balances of previous years.

**No.6 - ACCOUNT showing by MAJOR HEADS the RECEIPTS AND DISBURSEMENTS on account of PUBLIC ACCOUNT
in respect of the UNION AND STATE GOVERNMENTS for the year ended 31st March, 2010-Contd.**

| DISBURSEMENTS | STATE GOVERNMENTS | | | | | | |
|-------------------------------------------------------------------------------------------------------|-------------------|-------------------|-------------------|-------------------|--------------------|--------------------|--------------------|
| | Haryana | Himachal Pradesh | Jammu and Kashmir | Jharkhand | Karnataka | Kerala | Madhya Pradesh |
| Brought forward from page 145 | 825352.59 | 296945.78 | 327526.08 | 446722.85 | 2364785.52 | 1545552.55 | 1023299.16 |
| Total : L-SUSPENSE AND MISCELLA-NEOUS (a+b+c) | 3653033.28 | 3344139.53 | 57427.32 | 7349010.87 | 20555804.40 | 8797426.44 | 12723453.36 |
| L. SUSPENSE AND MISCELLANEOUS-Contd. | | | | | | | |
| (d) Accounts with Governments of Foreign Countries- | | | | | | | |
| 8679-Accounts with Govt. of other countries | - | - | - | - | 0.04 | 0.06 | (A) -0.03 |
| (e) Miscellaneous - | | | | | | | |
| 8680-Miscellaneous Govt. Account | - | 6.14 | 7448.91 | - | 0.01 | 0.07 | 396.56 |
| TOTAL : L-SUSPENSE AND MISCELLA-NEOUS | 3653033.28 | 3344145.67 | 64876.23 | 7349010.87 | 20555804.45 | 8797426.57 | 12723849.89 |
| M. REMITTANCES - | | | | | | | |
| (a) Money Orders and other Remittances - | | | | | | | |
| 8781-Money Orders | - | - | - | - | - | - | - |
| 8782-Cash Remittance and Adjustments between Officers rendering accounts to the same Accounts Officer | 581245.57 | 322146.25 | 3940295.50 | 265029.06 | 128410.46 | 720674.54 | 910379.37 |
| 8783-Remittances into Banks/Treasuries | - | - | - | - | - | - | - |
| 8785-Other Remittances | - | - | - | - | - | - | - |
| 0.00 | 581245.57 | 322146.25 | 3940295.50 | 265029.06 | 128410.46 | 720674.54 | 910379.37 |
| (b) Inter-Government Adjustment Account - | | | | | | | |
| 8786-Adjusting Account between Central and State Govts. | - | - | - | - | - | - | - |
| 8787-Adjusting Accounts with Railways | - | - | - | - | - | - | - |
| 8788-Adjusting Account with Posts | - | - | - | - | - | - | - |
| 8789-Adjusting Account with Defence | - | - | - | - | - | - | - |
| 8790-Accounts with States etc. (Railways) | - | - | - | - | - | - | - |
| 8791-Accounts with States etc. (Posts) | - | - | - | - | - | - | - |
| 8792-Accounts with States etc. (Defence) | - | - | - | - | - | - | - |
| 8793-Inter-State Suspense Account | (A) -274.88 | 7.21 | - | 89.79 | 341.61 | 549.71 | 15128.86 |
| 8794-Accounts with the High Commission for India in United Kingdom | - | - | - | - | - | - | - |
| 8795-Adjusting Account with Telecommunications | - | - | - | - | - | - | - |
| TOTAL (b) | -274.88 | 7.21 | 0.00 | 89.79 | 341.61 | 549.71 | 15128.86 |
| (c) Exchange Accounts- | | | | | | | |
| 8797-Exchange Accounts | - | - | - | - | - | - | - |
| TOTAL : M - REMITTANCES | 580970.69 | 322153.46 | 3940295.50 | 265118.85 | 128752.07 | 721224.25 | 925508.23 |
| TOTAL : PUBLIC ACCOUNT | 5059356.56 | 3963244.91 | 4332697.81 | 8060852.57 | 23049342.04 | 11064203.37 | 14672657.28 |

(A) Minus transaction is due to adjustment of previous years.

**No.6 - ACCOUNT showing by MAJOR HEADS the RECEIPTS AND DISBURSEMENTS on account of PUBLIC ACCOUNT
in respect of the UNION AND STATE GOVERNMENTS for the year ended 31st March, 2010-Contd.**

| RECEIPTS | STATE GOVERNMENTS | | | | | |
|-------------------------------------------------------------------------------------------------------|--------------------|-------------------|-------------------|------------------|------------------|--------------------|
| | Maharashtra | Manipur | Meghalaya | Mizoram | Nagaland | Orissa |
| Brought forward from page 146 | 2001800.10 | 104237.57 | 97247.15 | 89732.49 | 96658.41 | 644102.95 |
| Total : L-SUSPENSE AND MISCELLA-NEOUS (a+b+c) | 34126877.35 | 1942504.25 | 1093991.91 | 482254.42 | 624853.64 | 17496274.17 |
| brought forward from page 186 | | | | | | |
| L. SUSPENSE AND MISCELLANEOUS-Contd. | | | | | | |
| (d) Accounts with Governments of Foreign Countries- | | | | | | |
| 8679-Accounts with Govt. of other countries | - | - | - | 2.23 | - | - |
| (e) Miscellaneous - | | | | | | |
| 8680-Miscellaneous Govt. Account | 25.53 | - | - | - | - | - |
| TOTAL : L-SUSPENSE AND MISCELLA-NEOUS | 34126902.88 | 1942504.25 | 1093991.91 | 482256.65 | 624853.64 | 17496274.17 |
| M. REMITTANCES - | | | | | | |
| (a) Money Orders and other Remittances - | | | | | | |
| 8781-Money Orders | - | - | - | - | - | - |
| 8782-Cash Remittance and Adjustments between Officers rendering accounts to the same Accounts Officer | 1988785.89 | 213040.61 | 148322.01 | 111367.82 | 135788.19 | 525725.96 |
| 8783-Remittances into Banks/Treasuries | - | - | - | - | - | - |
| 8785-Other Remittances | - | - | - | - | - | - |
| Total (a) | 1988785.89 | 213040.61 | 148322.01 | 111367.82 | 135788.19 | 525725.96 |
| (b) Inter-Government Adjustment Account - | | | | | | |
| 8786-Adjusting Account between Central and State Govts. | - | - | - | - | - | - |
| 8787-Adjusting Accounts with Railways | - | - | - | - | - | - |
| 8788-Adjusting Account with Posts | - | - | - | - | - | - |
| 8789-Adjusting Account with Defence | - | - | - | - | - | - |
| 8790-Accounts with States etc. (Railways) | - | - | - | - | - | - |
| 8791-Accounts with States etc. (Posts) | - | - | - | - | - | - |
| 8792-Accounts with States etc. (Defence) | - | - | - | - | - | - |
| 8793-Inter-State Suspense Account | -5.84 | - | 84.71 | 10.32 | 20.33 | 3.09 |
| 8794-Accounts with the High Commission for India in United Kingdom | - | - | - | - | - | - |
| 8795-Adjusting account with Telecommunications | - | - | - | - | - | - |
| TOTAL (b) | -5.84 | 0.00 | 84.71 | 10.32 | 20.33 | 3.09 |
| (c) Exchange Accounts- | | | | | | |
| 8797-Exchange Accounts | - | - | - | - | - | - |
| TOTAL : M - REMITTANCES | 1988780.05 | 213040.61 | 148406.72 | 111378.14 | 135808.52 | 525729.05 |
| TOTAL : PUBLIC ACCOUNT | 38117483.03 | 2259782.43 | 1339645.78 | 683367.28 | 857320.57 | 18666106.17 |

**No.6 - ACCOUNT showing by MAJOR HEADS the RECEIPTS AND DISBURSEMENTS on account of PUBLIC ACCOUNT
in respect of the UNION AND STATE GOVERNMENTS for the year ended 31st March, 2010-Contd.**

| DISBURSEMENTS | STATE GOVERNMENTS | | | | | |
|-------------------------------------------------------------------------------------------------------|--------------------|-------------------|-------------------|------------------|------------------|--------------------|
| | Maharashtra | Manipur | Meghalaya | Mizoram | Nagaland | Orissa |
| Brought forward from page 147 | 1507714.84 | 78723.87 | 100294.70 | 74422.54 | 66563.91 | 515689.34 |
| Total : L-SUSPENSE AND MISCELLA-NEOUS (a+b+c) | 34009301.06 | 1922656.48 | 1092883.19 | 453038.23 | 639528.49 | 17336706.84 |
| brought forward from page 147 | | | | | | |
| L. SUSPENSE AND MISCELLANEOUS-Contd. | | | | | | |
| (d) Accounts with Governments of Foreign Countries- | | | | | | |
| 8679-Accounts with Govt. of other countries | - | 3.35 | - | 2.22 | - | - |
| (e) Miscellaneous - | | | | | | |
| 8680-Miscellaneous Govt. Account | 12.46 | - | - | - | - | - |
| TOTAL : L-SUSPENSE AND MISCELLA-NEOUS | 34009313.52 | 1922659.83 | 1092883.19 | 453040.45 | 639528.49 | 17336706.84 |
| M. REMITTANCES - | | | | | | |
| (a) Money Orders and other Remittances - | | | | | | |
| 8781-Money Orders | - | - | - | - | - | - |
| 8782-Cash Remittance and Adjustments between Officers rendering accounts to the same Accounts Officer | 1773270.35 | 229063.21 | 150861.23 | 115232.09 | 170706.24 | 521544.61 |
| 8783-Remittances into Banks/Treasuries | - | - | - | - | - | - |
| 8785-Other Remittances | - | - | - | - | - | - |
| Total (a) | 1773270.35 | 229063.21 | 150861.23 | 115232.09 | 170706.24 | 521544.61 |
| (b) Inter-Government Adjustment Account - | | | | | | |
| 8786-Adjusting Account between Central and State Govts. | - | - | - | - | - | - |
| 8787-Adjusting Accounts with Railways | - | - | - | - | - | - |
| 8788-Adjusting Account with Posts | - | - | - | - | - | - |
| 8789-Adjusting Account with Defence | - | - | - | - | - | - |
| 8790-Accounts with States etc. (Railways) | - | - | - | - | - | - |
| 8791-Accounts with States etc. (Posts) | - | - | - | - | - | - |
| 8792-Accounts with States etc. (Defence) | - | - | - | - | - | - |
| 8793-Inter-State Suspense Account | -807.08 | - | 48.30 | 141.88 | 39.57 | 49.24 |
| 8794-Accounts with the High Commission for India in United Kingdom | - | - | - | - | - | - |
| 8795-Adjusting Account with Telecommunications | - | - | - | - | - | - |
| TOTAL (b) | -807.08 | 0.00 | 48.30 | 141.88 | 39.57 | 49.24 |
| (c) Exchange Accounts- | | | | | | |
| 8797-Exchange Accounts | - | - | - | - | - | - |
| TOTAL : M - REMITTANCES | 1772463.27 | 229063.21 | 150909.53 | 115373.97 | 170745.81 | 521593.85 |
| TOTAL : PUBLIC ACCOUNT | 37289491.63 | 2230446.91 | 1344087.42 | 642836.96 | 876838.21 | 18373990.03 |

**No.6 - ACCOUNT showing by MAJOR HEADS the RECEIPTS AND DISBURSEMENTS on account of PUBLIC ACCOUNT
in respect of the UNION AND STATE GOVERNMENTS for the year ended 31st March, 2010-Contd.**

| RECEIPTS | STATE GOVERNMENTS | | | | | | | | (₹ in lakh) Total |
|-------------------------------------------------------------------------------------------------------|-------------------|--------------------|------------------|--------------------|-------------------|--------------------|-------------------|-------------------|----------------------|
| | Punjab | Rajasthan | Sikkim | Tamil Nadu | Tripura | Uttar Pradesh | Uttarakhand | West Bengal | |
| Brought forward from page 148 | 523494.28 | 10315434.00 | 20136.98 | 2520045.75 | 91475.95 | 3124057.77 | 369632.12 | 2446636.48 | 103592623.73 |
| Total : L-SUSPENSE AND MISCELLA-NEOUS (a+b+c) | 2426919.77 | 7522063.41 | 351296.17 | 36206736.40 | 1533715.05 | 15755927.47 | 1595581.80 | 6783267.41 | 263037125.43 |
| brought forward from page 188 | | | | | | | | | |
| L. SUSPENSE AND MISCELLANEOUS-Contd. | | | | | | | | | |
| (d) Accounts with Governments of Foreign Countries- | | | | | | | | | |
| 8679-Accounts with Govt. of other countries | - | - | - | - | - | (A) -0.82 | 0.02 | - | 234.14 |
| (e) Miscellaneous - | | | | | | | | | |
| 8680-Miscellaneous Govt. Account | - | - | - | 2464.33 | - | - | - | - | 9266.72 |
| TOTAL : L-SUSPENSE AND MISCELLA-NEOUS | 2426919.77 | 7522063.41 | 351296.17 | 36209200.73 | 1533715.05 | 15755926.65 | 1595581.82 | 6783267.41 | 263046626.29 |
| M. REMITTANCES - | | | | | | | | | |
| (a) Money Orders and other Remittances - | | | | | | | | | |
| 8781-Money Orders | - | - | - | - | - | - | - | - | 9235.83 |
| 8782-Cash Remittance and Adjustments between Officers rendering accounts to the same Accounts Officer | 168345.13 | 612763.31 | 84428.92 | 371107.84 | 119768.86 | 1621548.89 | 114179.55 | 523294.57 | 19077039.33 |
| 8783-Remittances into Banks/Treasuries | - | - | - | - | - | - | - | - | 0.00 |
| 8785-Other Remittances | - | - | - | - | - | - | - | - | 0.00 |
| Total (a) | 168345.13 | 612763.31 | 84428.92 | 371107.84 | 119768.86 | 1621548.89 | 114179.55 | 523294.57 | 19086275.16 |
| (b) Inter-Government Adjustment Account - | | | | | | | | | |
| 8786-Adjusting Account between Central and State Govts. | - | - | - | - | - | 1236630.12 | - | - | 1236630.12 |
| 8787-Adjusting Accounts with Railways | - | - | - | - | - | - | - | - | 0.00 |
| 8788-Adjusting Account with Posts | - | - | - | - | - | - | - | - | 0.00 |
| 8789-Adjusting Account with Defence | - | - | - | - | - | - | - | - | 13855.02 |
| 8790-Accounts with States etc. (Railways) | - | - | - | - | - | - | - | - | 0.00 |
| 8791-Accounts with States etc. (Posts) | - | - | - | - | - | - | - | - | 0.00 |
| 8792-Accounts with States etc. (Defence) | - | - | - | - | - | - | - | - | 0.00 |
| 8793-Inter-State Suspense Account | - | - | - | 6.43 | 50.58 | 102.91 | 54.62 | (B) -12.70 | 5.73 |
| 8794-Accounts with the High Commission for India in United Kingdom | - | - | - | - | - | - | - | - | 0.00 |
| 8795-Adjusting account with Telecommunications | - | - | - | - | - | - | - | - | 0.00 |
| TOTAL (b) | 0.00 | 0.00 | 0.00 | 6.43 | 50.58 | 1236733.03 | 54.62 | -12.70 | 1250490.87 |
| (c) Exchange Accounts- | | | | | | | | | |
| 8797-Exchange Accounts | - | - | - | - | - | - | - | - | 0.00 |
| TOTAL : M - REMITTANCES | 168345.13 | 612763.31 | 84428.92 | 371114.27 | 119819.44 | 2858281.92 | 114234.17 | 523281.87 | 20336766.03 |
| TOTAL : PUBLIC ACCOUNT | 3118759.18 | 18450260.72 | 455862.07 | 39100360.75 | 1745010.44 | 21738266.34 | 2079448.11 | 9753185.76 | 386976016.05 |

(A) Minus balance is due to clearance of balances of earlier years.

(B) Minus figure is due to adjustment of debit/credit.

**No.6 - ACCOUNT showing by MAJOR HEADS the RECEIPTS AND DISBURSEMENTS on account of PUBLIC ACCOUNT
in respect of the UNION AND STATE GOVERNMENTS for the year ended 31st March, 2010-Concl'd.**

| DISBURSEMENTS | STATE GOVERNMENTS | | | | | | | | (₹ in lakh) Total |
|-------------------------------------------------------------------------------------------------------|-------------------|--------------------|------------------|--------------------|-------------------|--------------------|-------------------|-------------------|----------------------|
| | Punjab | Rajasthan | Sikkim | Tamil Nadu | Tripura | Uttar Pradesh | Uttarakhand | West Bengal | |
| Brought forward from page 149 | 391409.27 | 10149610.34 | 14752.24 | 2272708.32 | 52252.53 | 3175148.66 | 243374.11 | 2269447.70 | 97305537.55 |
| Total : L-SUSPENSE AND MISCELLA-NEOUS (a+b+c) | 2423283.52 | 7263677.58 | 369927.52 | 36614550.80 | 1480323.52 | 15315900.32 | 1523420.74 | 6521891.49 | 262050909.94 |
| brought forward from page 149 | | | | | | | | | |
| L. SUSPENSE AND MISCELLANEOUS-Contd. | | | | | | | | | |
| (d) Accounts with Governments of Foreign Countries- | | | | | | | | | |
| 8679-Accounts with Govt. of other countries | 0.06 | - | - | 1.51 | - | 16.30 | 1.08 | 0.08 | 405.95 |
| (e) Miscellaneous - | | | | | | | | | |
| 8680-Miscellaneous Govt. Account | - | - | - | 11.65 | - | - | - | - | 12948.20 |
| TOTAL : L-SUSPENSE AND MISCELLA-NEOUS | 2423283.58 | 7263677.58 | 369927.52 | 36614563.96 | 1480323.52 | 15315916.62 | 1523421.82 | 6521891.57 | 262064264.09 |
| M. REMITTANCES - | | | | | | | | | |
| (a) Money Orders and other Remittances - | | | | | | | | | |
| 8781-Money Orders | - | - | - | - | - | - | - | - | 7590.18 |
| 8782-Cash Remittance and Adjustments between Officers rendering accounts to the same Accounts Officer | 167835.35 | 612836.84 | 82947.52 | 365399.42 | 122330.87 | 1620232.74 | 112170.32 | 517307.73 | 18407401.92 |
| 8783-Remittances into Banks/Treasuries | - | - | - | - | - | - | - | - | 0.00 |
| 8785-Other Remittances | - | - | - | - | - | - | - | - | 0.00 |
| Total (a) | 167835.35 | 612836.84 | 82947.52 | 365399.42 | 122330.87 | 1620232.74 | 112170.32 | 517307.73 | 18414992.10 |
| (b) Inter-Government Adjustment Account - | | | | | | | | | |
| 8786-Adjusting Account between Central and State Govts. | - | - | - | - | - | 1236630.12 | - | - | 1236606.22 |
| 8787-Adjusting Accounts with Railways | - | - | - | - | - | - | - | - | 1905.70 |
| 8788-Adjusting Account with Posts | - | - | - | - | - | - | - | - | 8664.13 |
| 8789-Adjusting Account with Defence | - | - | - | - | - | - | - | - | 0.00 |
| 8790-Accounts with States etc. (Railways) | - | - | - | - | - | - | - | - | 0.02 |
| 8791-Accounts with States etc. (Posts) | - | - | - | - | - | - | - | - | 0.00 |
| 8792-Accounts with States etc. (Defence) | - | - | - | - | - | - | - | - | 0.00 |
| 8793-Inter-State Suspense Account | (A) -3428.51 | 33.43 | - | 50.04 | 28.67 | 1075.04 | 14952.67 | 149.94 | 31820.45 |
| 8794-Accounts with the High Commission for India in United Kingdom | - | - | - | - | - | - | - | - | 0.00 |
| 8795-Adjusting Account with Telecommunications | - | - | - | - | - | - | - | - | 0.00 |
| TOTAL (b) | -3428.51 | 33.43 | 0.00 | 50.04 | 28.67 | 1237705.16 | 14952.67 | 149.94 | 1278996.52 |
| (c) Exchange Accounts- | | | | | | | | | |
| 8797-Exchange Accounts | - | - | - | - | - | - | - | - | 57138.38 |
| TOTAL : M - REMITTANCES | 164406.84 | 612870.27 | 82947.52 | 365449.46 | 122359.54 | 2857937.90 | 127122.99 | 517457.67 | 19751127.00 |
| TOTAL : PUBLIC ACCOUNT | 2979099.69 | 18026158.19 | 467627.28 | 39252721.74 | 1654935.59 | 21349003.18 | 1893918.92 | 9308796.94 | 379120928.64 |

(A) Minus figure is due to clearance of balances of earlier years.

**COMBINED FINANCE AND REVENUE ACCOUNTS OF THE UNION AND STATE
GOVERNMENTS IN INDIA FOR THE YEAR 2009-10**

ALPHABETIC INDEX

| Account No. | Particulars | Pages |
|--------------------|----------------------------------------------------------------------------------------------------------------------------------------------------------------------------------------------------------------------------------------------|--------------|
| Volume – I | | |
| | E | |
| 3. | Account showing by Major heads the Expenditure met from Revenue of the Union, Union Territory and State Governments for the year ended 31st March, 2010 | 58-85 |
| | O | |
| | Overview Material | 1-32 |
| | R | |
| 6. | Account showing by Major Heads the Receipts and Disbursements on account of Public Account in respect of Union and Statement Governments for the year ended 31st March, 2010 | 134-157 |
| 5. | Account showing by Major Heads the Receipts and Disbursements on account of Public Debt, Loans and Advances (Consolidated Fund) and Contingency Fund of the Union, Union Territory and State Governments for the year ended 31st March, 2010 | 102-133 |
| 4. | Account showing by Major Heads the Receipts and Expenditure (Capital Account) of the Union, Union Territory and State Governments for the year ended 31st March, 2010 | 86-101 |
| 2. | Account showing by Major Heads the Revenue Receipts of the Union, Union Territory and State Governments for the year ended 31st March, 2010 | 42-57 |
| 1. | Summary of Receipts and Disbursements of the Union, Union Territory and State Governments for the year ended 31st March, 2010. | 34-41 |