

69

Run Date: 07 SEP 2020

CIVIL ACCOUNTS

Form No. AG 125
A

OF

THE STATE OF MEGHALAYA

FOR

JULY 2020

GENERAL STATEMENT OF ACCOUNTS

Head of Account	Current Month	Progressive
Part I - Consolidated Fund		
Total - Revenue Receipts :	7,50,97,93,338	28,41,00,92,125
Total - Expenditure met from Revenue :	6,63,84,56,507	27,79,64,53,147
Total - Capital Account Outside the Revenue Account :	-24,12,12,643	3,26,13,86,138
Net Public Debt and Loans and Advances by the State Government	1,95,26,90,857	2,15,58,57,122
Inter State Settlement Account :		
Appropriation of Contingency Fund :		
Net Part I - Consolidated Fund :	3,06,52,40,331	-49,18,90,038
Net Part II - Contingency Fund :	-19,23,32,311	-86,27,37,387
Net Part III - Public Account :	-2,55,38,47,424	3,93,82,01,910
Total - Transaction :	31,90,60,596	2,58,35,74,485
Opening Balance :	30,07,86,286	-1,96,37,27,603
Closing Balance :	61,98,46,882	61,98,46,882

Heads of Accounts	Current	Progressive
Part I-Consolidated Fund-		
Receipt Heads (Revenue Account)		
A. Tax Revenue		
(a) Goods and Services Tax		
0005 Central Goods and Services Tax (CGST)	95,78,00,000	4,50,96,00,000
0006 State Goods and Services Tax (SGST)	1,05,85,68,271	1,22,59,77,129
Total (a) Goods and Services Tax :	2,01,63,68,271	5,73,55,77,129
(b) Taxes on Income and Expenditure		
0020 Corporation Tax	95,26,00,000	3,75,04,00,000
0021 Taxes on Income Other than Corporation Tax	97,76,00,000	3,67,10,00,000
0028 Other Taxes on Income and Expenditure	2,84,86,633	3,68,49,704
Total (b) Taxes on Income and Expenditure :	1,95,86,86,633	7,45,82,49,704
(c) Taxes on Property, Capital and Other Transactions		
0029 Land Revenue	1,62,176	15,90,11,068
0030 Stamps and Registration Fees	2,54,82,238	3,62,79,969
Total (c) Taxes on Property, Capital and Other Transactions :	2,56,44,414	19,52,91,037
(d) Taxes on Commodities and Services other than Goods and Services Tax		
0037 Customs	20,41,00,000	94,32,00,000
0038 Union Excise Duties	11,60,00,000	58,14,00,000
0039 State Excise	27,29,98,650	1,00,98,46,104
0040 Taxes on Sales, Trade etc.	71,57,40,493	2,05,67,89,794
0041 Taxes on Vehicles	5,37,15,291	12,53,20,888
0042 Taxes on Goods and Passengers	38,25,356	1,39,57,207
0043 Taxes and Duties on Electricity	12,32,722	38,37,391
0044 Service Tax	23,00,000	92,00,000
0045 Other Taxes and Duties on Commodities and Services	7,75,400	13,29,550
Total (d) Taxes on Commodities and Services other than Goods and Service	1,37,06,87,912	4,74,48,80,934
Total A. Tax Revenue :	5,37,13,87,230	18,13,39,98,804
B. Non-Tax Revenue		
(b) Interest Receipts, Dividends and Profits		
0049 Interest Receipts	44,81,086	1,64,26,824

**CIVIL ACCOUNTS OF THE STATE OF MEGHALAYA
FOR JULY 2020**

Run Date :

07/09/2020

Heads of Accounts	Current	Progressive
B. Non-Tax Revenue		
(b) Interest Receipts, Dividends and Profits		
Total (b) Interest Receipts, Dividends and Profits :	44,81,086	1,64,26,824
(c) Other Non-Tax Revenue		
(i) General Services		
0051 Public Service Commission		1,040
0055 Police	1,46,51,200	2,62,30,875
0058 Stationery and Printing	48,395	1,22,057
0059 Public Works	15,44,753	88,43,667
0070 Other Administrative Services	44,71,197	24,81,50,555
0071 Contributions and Recoveries towards Pension and Other Retirement Benefits	14,11,172	49,67,797
0075 Miscellaneous General Services	13,98,423	14,04,273
Total(i) General Services :	2,35,25,140	28,97,20,264
(ii) Social Services		
0202 Education, Sports, Art and Culture	46,500	2,55,672
0210 Medical and Public Health	11,27,825	25,46,304
0215 Water Supply and Sanitation	36,21,732	1,29,01,980
0216 Housing	2,09,229	11,86,792
0217 Urban Development	4,500	2,05,000
0220 Information and Publicity		25,240
0230 Labour and Employment	14,41,147	69,79,713
0235 Social Security and Welfare	20,000	53,030
Total(ii) Social Services :	64,70,933	2,41,53,731
(iii) Economic Services		
0401 Crop Husbandry	20,18,689	73,15,190
0403 Animal Husbandry	14,07,653	65,10,725
0404 Dairy Development		2,08,320
0405 Fisheries		9,300
0406 Forestry and Wild Life	2,80,81,411	11,17,43,750

**CIVIL ACCOUNTS OF THE STATE OF MEGHALAYA
FOR JULY 2020**

Run Date :

07/09/2020

Heads of Accounts	Current	Progressive
B. Non-Tax Revenue		
(c) Other Non-Tax Revenue		
(iii) Economic Services		
0425 Co-operation	18,567	35,746
0435 Other Agricultural Programmes	2,38,219	8,34,058
0575 Other Special Areas Programmes	20,850	20,850
0702 Minor Irrigation	1,64,915	9,55,776
0801 Power		25,000
0851 Village and Small Industries	4,57,246	15,23,944
0853 Non-ferrous Mining and Metallurgical Industries	5,82,49,498	25,72,67,036
1452 Tourism	8,000	8,000
1456 Civil Supplies	807	8,504
1475 Other General Economic Services	5,79,560	13,26,510
Total(iii) Economic Services :	9,12,45,415	38,77,92,709
Total (c) Other Non-Tax Revenue :	12,12,41,488	70,16,66,704
Total B. Non-Tax Revenue :	12,57,22,574	71,80,93,528
C.Grants-in-Aid and Contributions		
1601 Grants-in-aid from Central Government	2,01,26,83,534	9,55,79,99,793
Total :	2,01,26,83,534	9,55,79,99,793
Total C.Grants-in-Aid and Contributions :	2,01,26,83,534	9,55,79,99,793
Total - Revenue Heads (Revenue Account) :	7,50,97,93,338	28,41,00,92,125

**CIVIL ACCOUNTS
OF THE STATE OF MEGHALAYA
FOR JULY 2020**

Run Date :

07-SEP-20

Heads of Account	Current	Progressive	
	Amount	Amount	
Expenditure Heads (Revenue Account)			
A. GENERAL SERVICES			
(a) Organs of State			
2011	Parliament/State/Union Territory Legislatures	4,88,80,801	22,32,21,429
2012	President, Vice President/Governor, Administrator of Union Territories	98,87,828	4,52,52,713
2013	Council of Ministers	1,31,47,270	3,76,14,380
2014	Administration of Justice	3,44,86,201	11,94,75,075
2015	Elections	1,65,91,208	5,07,94,308
Total (a) Organs of State		12,29,93,308	47,63,57,905
(b) Fiscal Services			
(ii) Collection of Taxes on Property and Capital Transactions			
2029	Land Revenue	1,43,24,155	5,70,20,000
2030	Stamps and Registration	16,89,075	67,98,110
Total(ii) Collection of Taxes on Property and Capital Transactions		1,60,13,230	6,38,18,110
(iii) Collection of Taxes on Commodities and Services			
2039	State Excise	1,72,66,373	6,48,37,291
2040	Taxes on Sales, Trade etc.	2,29,96,400	8,24,54,090
2041	Taxes on Vehicles	1,20,20,657	3,91,81,441
2045	Other Taxes and Duties on Commodities and Services	16,01,149	60,14,457
Total(iii) Collection of Taxes on Commodities and Services		5,38,84,579	19,24,87,279
(iv) Other Fiscal Services			
2047	Other Fiscal Services	4,70,431	17,93,134
Total(iv) Other Fiscal Services		4,70,431	17,93,134
Total (b) Fiscal Services		7,03,68,240	25,80,98,523
(c) Interest payment and servicing of debt			
2049	Interest Payments	37,19,94,153	1,74,99,77,303
Total (c) Interest payment and servicing of debt		37,19,94,153	1,74,99,77,303
(d) Administrative Services			
2051	Public Service Commission	38,20,440	1,67,13,282
2052	Secretariat-General Services	7,39,59,770	29,96,31,341
2053	District Administration	5,62,97,397	17,06,96,253
2054	Treasury and Accounts Administration	2,92,80,067	11,90,46,129
2055	Police	63,71,08,641	2,69,48,15,778
2056	Jails	1,53,93,103	4,66,62,345

**CIVIL ACCOUNTS
OF THE STATE OF MEGHALAYA
FOR JULY 2020**

Run Date :

07-SEP-20

Heads of Account	Current	Progressive
	Amount	Amount
A. GENERAL SERVICES		
(d) Administrative Services		
2058 Stationery and Printing	3,74,66,269	11,67,22,063
2059 Public Works	15,57,90,402	69,47,89,059
2070 Other Administrative Services	9,86,26,134	36,24,26,549
Total (d) Administrative Services	1,10,77,42,223	4,52,15,02,799
(e) Pensions and Miscellaneous General Services		
2071 Pensions and other Retirement Benefits	97,29,97,798	3,33,38,47,435
2075 Miscellaneous General Services	9,53,439	37,29,926
Total (e) Pensions and Miscellaneous General Services	97,39,51,237	3,33,75,77,361
Total A. GENERAL SERVICES	2,64,70,49,161	10,34,35,13,891
B. SOCIAL SERVICES		
(a) Education, Sports, Art and Culture		
2202 General Education	88,80,45,827	4,17,41,76,686
2203 Technical Education	1,38,91,535	4,82,81,463
2204 Sports and Youth Services	16,79,58,347	21,04,96,734
2205 Art and Culture	73,05,945	2,73,41,279
Total (a) Education, Sports, Art and Culture	1,07,72,01,654	4,46,02,96,162
(b) Health and Family Welfare		
2210 Medical and Public Health	49,37,26,829	2,59,77,16,236
2211 Family Welfare	5,16,78,525	19,57,88,930
Total (b) Health and Family Welfare	54,54,05,354	2,79,35,05,166
(c) Water Supply, Sanitation, Housing and Urban Development		
2215 Water Supply and Sanitation	11,07,19,994	62,36,66,108
2216 Housing	1,60,02,316	9,53,97,644
2217 Urban Development	97,90,640	37,05,18,921
Total (c) Water Supply, Sanitation, Housing and Urban Development	13,65,12,950	1,08,95,82,673
(d) Information and Broadcasting		
2220 Information and Publicity	4,22,44,347	7,20,19,469
Total (d) Information and Broadcasting	4,22,44,347	7,20,19,469
(e) Welfare of Scheduled Castes, Scheduled Tribes and Other Backward Classes		
2225 Welfare of Scheduled Castes, Scheduled Tribes, Other Backward Classes and Minorities		30,10,68,000
Total (e) Welfare of Scheduled Castes, Scheduled Tribes and Other Backward Classes		30,10,68,000

**CIVIL ACCOUNTS
OF THE STATE OF MEGHALAYA
FOR JULY 2020**

Run Date :

07-SEP-20

Heads of Account	Current	Progressive
	Amount	Amount
B. SOCIAL SERVICES		
(f) Labour and Labour Welfare		
2230 Labour, Employment and Skill Development	3,47,47,942	12,22,94,957
Total (f) Labour and Labour Welfare	3,47,47,942	12,22,94,957
(g) Social Welfare and Nutrition		
2235 Social Security and Welfare	14,46,16,835	52,65,03,653
2236 Nutrition	1,62,232	6,56,428
2245 Relief on account of Natural Calamities	28,80,256	20,58,54,364
Total (g) Social Welfare and Nutrition	14,76,59,323	73,30,14,445
(h) Others		
2251 Secretariat-Social Services	82,21,138	3,28,57,113
Total (h) Others	82,21,138	3,28,57,113
Total B. SOCIAL SERVICES	1,99,19,92,708	9,60,46,37,985
C. ECONOMIC SERVICES		
(a) Agriculture and Allied Activities		
2401 Crop Husbandry	8,94,59,397	37,17,26,783
2402 Soil and Water Conservation	5,30,51,889	22,94,40,846
2403 Animal Husbandry	11,83,08,024	36,67,16,492
2404 Dairy Development	73,12,063	3,17,93,172
2405 Fisheries	1,57,45,775	5,68,99,406
2406 Forestry and Wild Life	7,54,99,940	42,30,16,684
2415 Agricultural Research and Education	1,80,89,531	6,98,87,484
2425 Co-operation	1,93,40,159	7,32,95,523
2435 Other Agricultural Programmes	57,55,537	5,24,65,737
Total (a) Agriculture and Allied Activities	40,25,62,315	1,67,52,42,127
(b) Rural Development		
2501 Special Programmes for Rural Development	22,08,88,000	35,96,38,000
2505 Rural Employment	60,44,19,735	3,03,51,36,134
2515 Other Rural Development Programmes	6,20,95,311	34,61,82,998
Total (b) Rural Development	88,74,03,046	3,74,09,57,132
(c) Special Areas Programmes		
2575 Special Programmes for Rural Development	51,04,412	5,94,76,964
Total (c) Special Areas Programmes	51,04,412	5,94,76,964
(d) Irrigation and Flood Control		
2702 Minor Irrigation	2,97,64,029	19,28,42,465

**CIVIL ACCOUNTS
OF THE STATE OF MEGHALAYA
FOR JULY 2020**

Run Date :

07-SEP-20

Heads of Account	Current	Progressive
	Amount	Amount
C. ECONOMIC SERVICES		
(d) Irrigation and Flood Control		
2711 Flood Control and Drainage	2,72,657	10,71,967
Total (d) Irrigation and Flood Control	3,00,36,686	19,39,14,432
(f) Industry and Minerals		
2851 Village and Small Industries	7,38,38,369	23,36,21,603
2852 Industries	67,66,044	2,79,33,520
2853 Non-ferrous Mining and Metallurgical Industries	2,77,96,967	13,28,67,543
Total (f) Industry and Minerals	10,84,01,380	39,44,22,666
(g) Transport		
3054 Roads and Bridges	2,23,47,401	55,41,86,873
Total (g) Transport	2,23,47,401	55,41,86,873
(i) Science Technology and Environment		
3425 Other Scientific Research	4,94,549	34,19,442
Total (i) Science Technology and Environment	4,94,549	34,19,442
(j) General Economic Services		
3451 Secretariat-Economic Services	49,65,61,675	1,07,71,02,022
3452 Tourism	1,58,92,540	3,02,14,641
3454 Census Survey and Statistics	1,44,56,905	5,53,83,974
3456 Civil Supplies	1,14,44,332	4,50,95,123
3475 Other General Economic Services	47,09,397	1,88,85,875
Total (j) General Economic Services	54,30,64,849	1,22,66,81,635
Total C. ECONOMIC SERVICES	1,99,94,14,638	7,84,83,01,271
Total-A.B.C. (Expenditure Heads-Revenue Account)	6,63,84,56,507	27,79,64,53,147

**CIVIL ACCOUNTS
OF THE STATE OF MEGHALAYA
FOR JULY 2020**

Run Date :

07-SEP-20

Heads of Account	Current	Progressive
	Amount	Amount
(Expenditure Heads-Capital Account)		
A. Capital Accounts of General Services		
4059 Capital Outlay on Public Works		32,94,68,958
Total		32,94,68,958
Total A. Capital Accounts of General Services		32,94,68,958
B. Capital Account of Social Services		
(b) Capital Account of Health and Family Welfare		
4210 Capital Outlay on Medical and Public Health		3,36,91,386
Total (b) Capital Account of Health and Family Welfare		3,36,91,386
(c) Capital Account of Water Supply, Sanitation, Housing and Urban Development		
4215 Capital Outlay on Water Supply and Sanitation	78,35,595	36,73,12,291
4216 Capital Outlay on Housing	1,48,27,262	1,61,85,351
4217 Capital Outlay on Urban Development		1,75,34,000
Total (c) Capital Account of Water Supply, Sanitation, Housing and Urban Development	2,26,62,857	40,10,31,642
Total B. Capital Account of Social Services	2,26,62,857	43,47,23,028
C. Capital Account of Economic Services		
(a) Capital Account of Agriculture and Allied Activities		
4408 Capital Outlay on Food Storage and Warehousing	-26,38,75,500	-26,38,75,500
Total (a) Capital Account of Agriculture and Allied Activities	-26,38,75,500	-26,38,75,500
(c) Capital Account of Special Areas Programme		
4552 Capital Outlay on North Eastern Areas		43,00,000
Total (c) Capital Account of Special Areas Programme		43,00,000
(d) Capital Account of Irrigation and Flood Control		
4702 Capital Outlay on Minor Irrigation		22,91,69,646
4711 Capital Outlay on Flood Control Projects		4,43,257
Total (d) Capital Account of Irrigation and Flood Control		22,96,12,903
(g) Capital Account of Transport		
5054 Capital Outlay on Roads and Bridges		2,51,92,56,180
Total (g) Capital Account of Transport		2,51,92,56,180
(j) Capital Account of General Economic Services		
5452 Capital Outlay on Tourism		79,00,569

**CIVIL ACCOUNTS
OF THE STATE OF MEGHALAYA
FOR JULY 2020**

Run Date :

07-SEP-20

Heads of Account	Current	Progressive
	Amount	Amount
C. Capital Account of Economic Services		
(j) Capital Account of General Economic Services		
Total (j) Capital Account of General Economic Services		79,00,569
Total C. Capital Account of Economic Services	-26,38,75,500	2,49,71,94,152
Total-Expenditure Heads-Capital Account	-24,12,12,643	3,26,13,86,138
Total - Expenditure.(Rev. & Cap.)C.O.	6,39,72,43,864	31,05,78,39,285

**CIVIL ACCOUNTS OF THE STATE OF MEGHALAYA
FOR JULY 2020**

Run Date 07/09/2020

Heads of Account	Receipt		Payment		
	Current	Progressive	Current	Progressive	
PART III-PUBLIC ACCOUNT					
E. Public Debt					
6003	Internal Debt of the State Government	2,00,00,00,000	2,31,26,18,000	5,47,73,080	23,35,09,780
6004	Loans and Advances from the Central Government		98,00,000	2,10,65,349	4,22,86,338
Total E. Public Debt		2,00,00,00,000	2,32,24,18,000	7,58,38,429	27,57,96,118
F. Loans and Advances					
(a) Loans for Social Services					
6216	Loans for Housing	2,000	37,500		
Total (a) Loans for Social Services		2,000	37,500		
(b) Loans for Economic Services					
(i) Agricultural and Allied Activities					
6425	Loans for Co-operation		2,160		
Total (i) Agricultural and Allied Activities			2,160		
Total (b) Loans for Economic Services			2,160		
(c) Loans to Government Servants					
7610	Loans to Government Servants etc	2,85,27,286	10,91,95,580		
Total (c) Loans to Government Servants		2,85,27,286	10,91,95,580		
Total F. Loans and Advances		2,85,29,286	10,92,35,240		
Total - E & F C.O.		2,02,85,29,286	2,43,16,53,240	7,58,38,429	27,57,96,118
Total- Rev. Head + E & F		9,53,83,22,624	30,84,17,45,365	6,47,30,82,293	31,33,36,35,403
Total-Part I Consolidated Fund		9,53,83,22,624	30,84,17,45,365	6,47,30,82,293	31,33,36,35,403
PART III-PUBLIC ACCOUNT					
NULL (RESERVED FOR 8000)					
8000	Contingency Fund			19,23,32,311	86,27,37,387
Total NULL (RESERVED FOR 8000)				19,23,32,311	86,27,37,387
Total-Consolidated and Contingency Fund		9,53,83,22,624	30,84,17,45,365	6,66,54,14,604	32,19,63,72,790

**CIVIL ACCOUNTS OF THE STATE OF MEGHALAYA
FOR JULY 2020**

Run Date 07/09/2020

Heads of Account	Receipt		Payment	
	Current	Progressive	Current	Progressive
PART III-PUBLIC ACCOUNT				
I. Small Savings , Provident Funds, etc.				
(b) State Provident Funds				
8009 State Provident Funds	24,93,32,639	1,01,35,41,324	14,43,37,672	42,21,13,573
Total (b) State Provident Funds	24,93,32,639	1,01,35,41,324	14,43,37,672	42,21,13,573
Total I. Small Savings , Provident Funds, etc.	24,93,32,639	1,01,35,41,324	14,43,37,672	42,21,13,573
J. Reserve Fund				
(a) Reserve Funds bearing Interest				
8121 General and Other Reserve Funds		20,00,00,000		49,00,00,000
Total (a) Reserve Funds bearing Interest		20,00,00,000		49,00,00,000
(b) Reserve Funds not bearing Interest				
8222 Sinking Funds		35,94,252		
Total (b) Reserve Funds not bearing Interest		35,94,252		
Total J. Reserve Fund		20,35,94,252		49,00,00,000
K. Deposit and Advances				
(a) Deposits bearing Interest				
8342 Other Deposits	9,58,26,989	38,71,26,165	9,51,91,799	38,74,40,897
Total (a) Deposits bearing Interest	9,58,26,989	38,71,26,165	9,51,91,799	38,74,40,897
(b) Deposits not bearing Interest				
8443 Civil Deposits	22,10,64,625	2,41,46,30,138	95,78,81,257	1,68,38,35,474
8449 Other Deposits	6,00,840	30,44,671		23,54,814
Total (b) Deposits not bearing Interest	22,16,65,465	2,41,76,74,809	95,78,81,257	1,68,61,90,288
(c) Advances				
8550 Civil Advances	1,69,87,127	5,95,11,197	1,69,87,127	5,95,11,197
Total (c) Advances	1,69,87,127	5,95,11,197	1,69,87,127	5,95,11,197
Total K. Deposit and Advances	33,44,79,581	2,86,43,12,171	1,07,00,60,183	2,13,31,42,382
L. Suspense and Miscellaneous				
(b) Suspense				
8658 Suspense Accounts	-88,56,88,296	26,82,72,142	5,93,23,124	10,36,76,098
Total (b) Suspense	-88,56,88,296	26,82,72,142	5,93,23,124	10,36,76,098
(c) Other Accounts				
8671 Departmental Balances	4,64,520	5,10,942	1,31,78,714	1,37,05,892
8672 Permanent Cash Imprest				2,749
8673 Cash Balance Investment Account	13,76,54,30,981	65,41,83,69,109	10,78,51,10,417	62,74,57,70,742

**CIVIL ACCOUNTS OF THE STATE OF MEGHALAYA
FOR JULY 2020**

Run Date 07/09/2020

Heads of Account	Receipt		Payment	
	Current	Progressive	Current	Progressive
L. Suspense and Miscellaneous				
(c) Other Accounts				
8675 Deposits with Reserve Bank	42,85,22,45,959	1,84,44,30,43,324	42,85,22,45,959	1,84,44,30,43,324
Total (c) Other Accounts	56,61,81,41,460	2,49,86,19,23,375	53,65,05,35,090	2,47,20,25,22,707
Total L. Suspense and Miscellaneous	55,73,24,53,164	2,50,13,01,95,517	53,70,98,58,214	2,47,30,61,98,805
M. Remittances				
(a) Money Orders, and other Remittances				
8782 Cash Remittances and adjustments between officers rendering accounts to the same Accounts Officer	46,26,70,405	7,04,05,39,186	4,40,81,65,035	6,95,34,90,997
Total (a) Money Orders, and other Remittances	46,26,70,405	7,04,05,39,186	4,40,81,65,035	6,95,34,90,997
(b) Inter- Government Adjustment Account				
8793 Inter-State Suspense Account		-32,70,948	3,62,109	57,63,835
Total (b) Inter- Government Adjustment Account		-32,70,948	3,62,109	57,63,835
Total M. Remittances	46,26,70,405	7,03,72,68,238	4,40,85,27,144	6,95,92,54,832
Total-Part III Public Accounts	56,77,89,35,789	2,61,24,89,11,502	59,33,27,83,213	2,57,31,07,09,592
Total - Consolidated/Contingency Fund & Public Account	66,31,72,58,413	2,92,09,06,56,867	65,99,81,97,817	2,89,50,70,82,382

Run Date: 07/09/2020


56

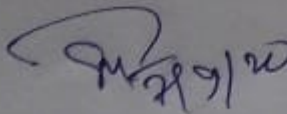
Certified that the Consolidated Abstract of the accounts of the Government for the month of July 2020 completed and filed in my office and signed by me on the


2. Certified that the closing balance under head "Deposits with the Reserve Bank" as shown in my account is being reconciled with the balance shown in the statement of Reserve Bank Deposits received from the Central Accounts office Reserve Bank.


3. The General statement of Account is given below:-

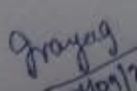
Heads	Amount(As Per Accounts) Rs.	Amount(As Per R.B.I) Rs.
Opening Balance :	30,07,86,285.76	-36,30,84,152.05
Cash in Treasury :	17,88,61,178.00	0.00
Cash in Transit :	0.00	
Deposit with the Reserve Bank :	12,19,25,107.76	-36,30,84,152.05
Receipt of the month :	6631,72,58,413.12	2281,58,73,625.39
Total Receipt :	6661,80,44,698.88	2245,27,89,473.34
Disbursement of the month :	6599,81,97,817.16	2253,06,18,520.43
Closing Balance :	61,98,46,881.72	-7,78,29,047.09
Details of Closing Balance :		
Cash in Treasury :	21,67,21,428.00	.00
Cash in Transit :	.00	
Deposit with Reserve Bank :	40,31,25,453.72	-7,78,29,047.09
Total :	6661,80,44,698.88	2245,27,89,473.34


Pr. Accountant General, (A&E)
Meghalaya, Shillong


सह: लेखा अधिकारी
महालेखाकार का कार्यालय (ले.व.ह.),
मेघालय, शिलांग-793001
Asstt. Accounts Officer
O/o the Accountant General (A&E),
Meghalaya, Shillong


वरिष्ठ लेखा अधिकारी
महालेखाकार का कार्यालय (ले.व.ह.),
मेघालय, शिलांग
Sr. Accounts Officer
O/o the Accountant General (A&E),
Meghalaya, Shillong


वरिष्ठ लेखा अधिकारी (ले.व.ह.)
मेघालय, शिलांग
Sr. Accounts Officer
O/o the Accountant General (A&E),
Meghalaya, Shillong


07/09/2020