

**CIVIL ACCOUNTS**Form No.  $\frac{\text{AG}}{\text{A}}$  125

OF

**THE STATE OF MEGHALAYA**

FOR

AUGUST 2021

**GENERAL STATEMENT OF ACCOUNTS**

<b>Head of Account</b>	<b>Current Month</b>	<b>Progressive</b>
Part I - Consolidated Fund		
Total - Revenue Receipts :	10,27,86,49,401	42,40,87,37,509
Total - Expenditure met from Revenue :	7,86,02,03,546	38,10,03,83,377
Total - Capital Account Outside the Revenue Account :	56,45,20,395	4,23,40,98,100
Net Public Debt and Loans and Advances by the State Government	4,01,49,752	3,49,33,20,625
Inter State Settlement Account :		
Appropriation of Contingency Fund :		
Net Part I - Consolidated Fund :	1,89,40,75,212	3,56,75,76,657
Net Part II - Contingency Fund :	-90,94,89,141	-2,68,69,89,141
Net Part III - Public Account :	-1,17,80,78,720	-1,26,30,40,619
Total - Transaction :	-19,34,92,649	-38,24,53,103
Opening Balance :	62,20,66,382	81,10,26,836
Closing Balance :	42,85,73,733	42,85,73,733

**CIVIL ACCOUNTS OF THE STATE OF MEGHALAYA  
FOR AUGUST 2021**

Run Date :

11/10/2021

Heads of Accounts	Current	Progressive
Part I-Consolidated Fund-		
Receipt Heads (Revenue Account)		
A. Tax Revenue		
(a) Goods and Services Tax		
0005 Central Goods and Services Tax (CGST)	1,17,82,00,000	5,89,10,00,000
0006 State Goods and Services Tax (SGST)	2,58,59,39,285	3,67,73,17,259
Total (a) Goods and Services Tax :	3,76,41,39,285	9,56,83,17,259
(b) Taxes on Income and Expenditure		
0020 Corporation Tax	1,06,09,00,000	4,34,96,00,000
0021 Taxes on Income Other than Corporation Tax	1,07,81,00,000	4,42,00,00,000
0028 Other Taxes on Income and Expenditure	6,96,840	3,65,48,050
Total (b) Taxes on Income and Expenditure :	2,13,96,96,840	8,80,61,48,050
(c) Taxes on Property, Capital and Other Transactions		
0029 Land Revenue	7,39,017	56,84,530
0030 Stamps and Registration Fees	1,87,08,548	7,53,88,101
Total (c) Taxes on Property, Capital and Other Transactions :	1,94,47,565	8,10,72,631
(d) Taxes on Commodities and Services other than Goods and Services		
0037 Customs	22,03,00,000	1,10,15,00,000
0038 Union Excise Duties	10,67,00,000	53,35,00,000
0039 State Excise	5,21,75,829	1,08,46,15,162
0040 Taxes on Sales, Trade etc.	61,39,69,519	3,30,29,41,638
0041 Taxes on Vehicles	6,65,29,040	28,11,24,891
0042 Taxes on Goods and Passengers	76,55,051	3,07,41,416
0043 Taxes and Duties on Electricity	15,04,660	58,83,079
0044 Service Tax	22,00,000	1,10,00,000
0045 Other Taxes and Duties on Commodities and Services	2,66,000	20,77,791
Total (d) Taxes on Commodities and Services other than Goods and Service	1,07,13,00,099	6,35,33,83,977
Total A. Tax Revenue :	6,99,45,83,789	24,80,89,21,917
B. Non-Tax Revenue		
(b) Interest Receipts, Dividends and Profits		
0049 Interest Receipts	40,38,050	2,71,80,282
0050 Dividends and Profits	17,530	42,730

Heads of Accounts	Current	Progressive
B. Non-Tax Revenue		
(b) Interest Receipts, Dividends and Profits		
Total (b) Interest Receipts, Dividends and Profits :	40,55,580	2,72,23,012
(c) Other Non-Tax Revenue		
(i) General Services		
0051 Public Service Commission	1,380	19,195
0055 Police	95,75,397	2,01,31,705
0058 Stationery and Printing	13,770	2,07,281
0059 Public Works	24,93,096	1,36,67,592
0070 Other Administrative Services	8,01,601	57,07,384
0071 Contributions and Recoveries towards Pension and Other Retirement Benefits	2,15,988	36,30,474
0075 Miscellaneous General Services		1,54,93,753
Total(i) General Services :	1,31,01,232	5,88,57,384
(ii) Social Services		
0202 Education, Sports, Art and Culture	83,680	14,82,001
0210 Medical and Public Health	25,82,041	77,44,585
0215 Water Supply and Sanitation	65,91,227	2,40,30,339
0216 Housing	3,04,903	14,84,290
0217 Urban Development	10,400	10,400
0230 Labour and Employment	21,14,246	98,13,277
0235 Social Security and Welfare		68,864
Total(ii) Social Services :	1,16,86,497	4,46,33,756
(iii) Economic Services		
0401 Crop Husbandry	24,95,682	1,45,49,971
0403 Animal Husbandry	15,13,049	84,43,179
0404 Dairy Development		41,720
0405 Fisheries		1,200
0406 Forestry and Wild Life	12,44,54,048	45,27,07,462
0425 Co-operation	21,610	70,816

**CIVIL ACCOUNTS OF THE STATE OF MEGHALAYA  
FOR AUGUST 2021**

Run Date :

11/10/2021

Heads of Accounts	Current	Progressive
B. Non-Tax Revenue		
(c) Other Non-Tax Revenue		
(iii) Economic Services		
0435 Other Agricultural Programmes	2,56,324	65,91,125
0702 Minor Irrigation	1,47,490	3,92,150
0801 Power	2,46,84,000	2,46,84,000
0851 Village and Small Industries	11,19,920	21,85,050
0853 Non-ferrous Mining and Metallurgical Industries	10,18,90,092	44,04,03,491
1055 Road Transport		20,08,800
1452 Tourism		82,003
1456 Civil Supplies	14,932	63,313
1475 Other General Economic Services	9,47,350	32,92,367
<hr/>		
Total(iii) Economic Services :	25,75,44,497	95,55,16,647
<hr/>		
Total (c) Other Non-Tax Revenue :	28,23,32,226	1,05,90,07,787
<hr/>		
Total B. Non-Tax Revenue :	28,63,87,806	1,08,62,30,799
C.Grants-in-Aid and Contributions		
1601 Grants-in-aid from Central Government	2,99,76,77,806	16,51,35,84,793
<hr/>		
Total :	2,99,76,77,806	16,51,35,84,793
<hr/>		
Total C.Grants-in-Aid and Contributions :	2,99,76,77,806	16,51,35,84,793
<b>Total - Revenue Heads ( Revenue Account )</b> :	<b>10,27,86,49,401</b>	<b>42,40,87,37,509</b>

**CIVIL ACCOUNTS  
OF THE STATE OF MEGHALAYA  
FOR AUGUST 2021**

Run Date :

11-OCT-21

Heads of Account	Current	Progressive	
	Amount	Amount	
Expenditure Heads (Revenue Account)			
A. GENERAL SERVICES			
(a) Organs of State			
2011	Parliament/State/Union Territory Legislatures	4,07,49,203	29,18,99,388
2012	President, Vice President/Governor, Administrator of Union Territories	1,20,33,635	5,90,34,603
2013	Council of Ministers	73,42,276	18,04,60,523
2014	Administration of Justice	3,62,07,272	16,33,28,217
2015	Elections	53,28,638	4,12,04,994
Total (a) Organs of State		10,16,61,024	73,59,27,725
(b) Fiscal Services			
(ii) Collection of Taxes on Property and Capital Transactions			
2029	Land Revenue	1,23,07,269	6,21,91,795
2030	Stamps and Registration	21,75,923	1,08,74,535
Total(ii) Collection of Taxes on Property and Capital Transactions		1,44,83,192	7,30,66,330
(iii) Collection of Taxes on Commodities and Services			
2039	State Excise	1,59,87,627	7,66,71,259
2040	Taxes on Sales, Trade etc.	2,14,74,724	9,30,48,645
2041	Taxes on Vehicles	92,88,787	11,06,18,767
2045	Other Taxes and Duties on Commodities and Services	9,43,917	64,02,203
Total(iii) Collection of Taxes on Commodities and Services		4,76,95,055	28,67,40,874
(iv) Other Fiscal Services			
2047	Other Fiscal Services	4,22,232	21,15,209
Total(iv) Other Fiscal Services		4,22,232	21,15,209
Total (b) Fiscal Services		6,26,00,479	36,19,22,413
(c) Interest payment and servicing of debt			
2049	Interest Payments	41,81,08,373	2,40,58,49,150
Total (c) Interest payment and servicing of debt		41,81,08,373	2,40,58,49,150
(d) Administrative Services			
2051	Public Service Commission	37,24,603	1,81,44,157
2052	Secretariat-General Services	7,73,16,428	39,46,42,424
2053	District Administration	3,69,77,390	19,76,86,708
2054	Treasury and Accounts Administration	3,05,90,670	15,40,69,815
2055	Police	72,81,88,527	3,42,31,12,100
2056	Jails	1,04,18,981	6,06,47,780

**CIVIL ACCOUNTS  
OF THE STATE OF MEGHALAYA  
FOR AUGUST 2021**

Run Date :

11-OCT-21

Heads of Account	Current	Progressive
	Amount	Amount
<b>A. GENERAL SERVICES</b>		
(d) Administrative Services		
2058 Stationery and Printing	1,84,67,316	13,65,32,922
2059 Public Works	15,65,66,550	80,89,98,400
2070 Other Administrative Services, ETC.,	9,64,76,777	49,13,04,012
<b>Total (d) Administrative Services</b>	<b>1,15,87,27,242</b>	<b>5,68,51,38,318</b>
(e) Pensions and Miscellaneous General Services		
2071 Pensions and other Retirement Benefits	91,91,41,184	4,46,50,56,619
2075 Miscellaneous General Services	9,19,792	44,91,904
<b>Total (e) Pensions and Miscellaneous General Services</b>	<b>92,00,60,976</b>	<b>4,46,95,48,523</b>
<b>Total A. GENERAL SERVICES</b>	<b>2,66,11,58,094</b>	<b>13,65,83,86,129</b>
<b>B. SOCIAL SERVICES</b>		
(a) Education, Sports, Art and Culture		
2202 General Education	1,65,05,79,085	7,34,39,67,774
2203 Technical Education	1,16,31,010	5,81,08,912
2204 Sports and Youth Services	1,00,66,993	11,25,97,362
2205 Art and Culture	13,03,36,051	15,80,90,378
<b>Total (a) Education, Sports, Art and Culture</b>	<b>1,80,26,13,139</b>	<b>7,67,27,64,426</b>
(b) Health and Family Welfare		
2210 Medical and Public Health	75,01,38,427	4,34,27,60,277
2211 Family Welfare	5,49,75,412	24,83,59,642
<b>Total (b) Health and Family Welfare</b>	<b>80,51,13,839</b>	<b>4,59,11,19,919</b>
(c) Water Supply, Sanitation, Housing and Urban Development		
2215 Water Supply and Sanitation	18,44,96,289	1,13,65,22,466
2216 Housing	1,65,83,709	9,83,60,830
2217 Urban Development	92,02,563	7,30,48,098
<b>Total (c) Water Supply, Sanitation, Housing and Urban Development</b>	<b>21,02,82,561</b>	<b>1,30,79,31,394</b>
(d) Information and Broadcasting		
2220 Information and Publicity	1,02,38,656	7,88,30,968
<b>Total (d) Information and Broadcasting</b>	<b>1,02,38,656</b>	<b>7,88,30,968</b>
(e) Welfare of Scheduled Castes, Scheduled Tribes and Other Backward Classes		
2225 Welfare of Scheduled Castes, Scheduled Tribes, Other Backward Classes and Minorities		38,67,50,000
<b>Total (e) Welfare of Scheduled Castes, Scheduled Tribes and Other Backward Classes</b>		<b>38,67,50,000</b>

**CIVIL ACCOUNTS  
OF THE STATE OF MEGHALAYA  
FOR AUGUST 2021**

Run Date :

11-OCT-21

Heads of Account	Current	Progressive
	Amount	Amount
<b>B. SOCIAL SERVICES</b>		
(f) Labour and Labour Welfare		
2230 Labour, Employment and Skill Development	2,88,81,903	14,14,14,266
<b>Total (f) Labour and Labour Welfare</b>	<b>2,88,81,903</b>	<b>14,14,14,266</b>
(g) Social Welfare and Nutrition		
2235 Social Security and Welfare	3,95,14,310	37,87,44,980
2236 Nutrition	1,71,746	8,78,529
2245 Relief on account of Natural Calamities	7,12,280	66,47,05,707
<b>Total (g) Social Welfare and Nutrition</b>	<b>4,03,98,336</b>	<b>1,04,43,29,216</b>
(h) Others		
2251 Secretariat-Social Services	85,21,021	4,27,65,834
<b>Total (h) Others</b>	<b>85,21,021</b>	<b>4,27,65,834</b>
<b>Total B. SOCIAL SERVICES</b>	<b>2,90,60,49,455</b>	<b>15,26,59,06,023</b>
<b>C. ECONOMIC SERVICES</b>		
(a) Agriculture and Allied Activities		
2401 Crop Husbandry	7,48,20,372	32,32,01,466
2402 Soil and Water Conservation	5,21,68,145	32,84,42,194
2403 Animal Husbandry	7,78,81,623	42,89,14,114
2404 Dairy Development	74,01,090	4,04,29,598
2405 Fisheries	1,40,02,051	7,00,54,237
2406 Forestry and Wild Life	7,82,37,835	47,97,07,843
2415 Agricultural Research and Education	1,22,44,220	7,98,92,491
2425 Co-operation	1,78,83,223	8,87,80,869
2435 Other Agricultural Programmes	43,29,230	8,41,33,486
<b>Total (a) Agriculture and Allied Activities</b>	<b>33,89,67,789</b>	<b>1,92,35,56,298</b>
(b) Rural Development		
2501 Special Programmes for Rural Development		62,25,00,000
2505 Rural Employment	88,74,94,333	2,98,97,05,003
2515 Other Rural Development Programmes	9,32,25,773	34,90,48,006
<b>Total (b) Rural Development</b>	<b>98,07,20,106</b>	<b>3,96,12,53,009</b>
(c) Special Areas Programmes		
2575 Special Programmes for Rural Development	50,00,151	2,44,28,993
<b>Total (c) Special Areas Programmes</b>	<b>50,00,151</b>	<b>2,44,28,993</b>
(d) Irrigation and Flood Control		
2702 Minor Irrigation	3,14,15,072	20,00,73,991

**CIVIL ACCOUNTS  
OF THE STATE OF MEGHALAYA  
FOR AUGUST 2021**

Run Date :

11-OCT-21

Heads of Account	Current	Progressive
	Amount	Amount
<b>C. ECONOMIC SERVICES</b>		
(d) Irrigation and Flood Control		
2711 Flood Control and Drainage	2,45,670	11,11,149
<b>Total (d) Irrigation and Flood Control</b>	<b>3,16,60,742</b>	<b>20,11,85,140</b>
(e) Energy		
2801 Power		68,37,88,000
<b>Total (e) Energy</b>		<b>68,37,88,000</b>
(f) Industry and Minerals		
2851 Village and Small Industries	5,52,03,813	25,86,92,017
2852 Industries	68,08,008	3,38,55,785
2853 Non-ferrous Mining and Metallurgical Industries	3,94,39,319	18,32,18,703
<b>Total (f) Industry and Minerals</b>	<b>10,14,51,140</b>	<b>47,57,66,505</b>
(g) Transport		
3054 Roads and Bridges	50,68,95,185	1,04,77,38,617
<b>Total (g) Transport</b>	<b>50,68,95,185</b>	<b>1,04,77,38,617</b>
(i) Science Technology and Environment		
3425 Other Scientific Research	4,45,697	23,25,618
<b>Total (i) Science Technology and Environment</b>	<b>4,45,697</b>	<b>23,25,618</b>
(j) General Economic Services		
3451 Secretariat-Economic Services	27,28,10,299	66,34,08,131
3452 Tourism	2,44,86,721	4,19,96,126
3454 Census Survey and Statistics	1,35,72,862	6,71,84,125
3456 Civil Supplies	1,12,28,512	5,75,79,962
3475 Other General Economic Services	57,56,793	2,58,80,701
<b>Total (j) General Economic Services</b>	<b>32,78,55,187</b>	<b>85,60,49,045</b>
<b>Total C. ECONOMIC SERVICES</b>	<b>2,29,29,95,997</b>	<b>9,17,60,91,225</b>
Total-A.B.C. (Expenditure Heads-Revenue Account)	7,86,02,03,546	38,10,03,83,377



**CIVIL ACCOUNTS  
OF THE STATE OF MEGHALAYA  
FOR AUGUST 2021**

Run Date :

11-OCT-21

Heads of Account	Current	Progressive
	Amount	Amount
(Expenditure Heads-Capital Account)		
A. Capital Accounts of General Services		
4058 Capital Outlay on Stationery and Printing		1,00,00,000
4059 Capital Outlay on Public Works	19,68,46,030	38,48,44,308
Total	19,68,46,030	39,48,44,308
<b>Total A. Capital Accounts of General Services</b>	<b>19,68,46,030</b>	<b>39,48,44,308</b>
B. Capital Account of Social Services		
(a) Capital Account of Education, Sports, Art and Culture		
4202 Capital Outlay on Education, Sports, Art and Culture		10,79,00,000
Total (a) Capital Account of Education, Sports, Art and Culture		10,79,00,000
(b) Capital Account of Health and Family Welfare		
4210 Capital Outlay on Medical and Public Health		14,52,41,765
Total (b) Capital Account of Health and Family Welfare		14,52,41,765
(c) Capital Account of Water Supply, Sanitation, Housing and Urban Development		
4215 Capital Outlay on Water Supply and Sanitation	33,80,35,000	2,42,36,72,839
4216 Capital Outlay on Housing		98,10,120
Total (c) Capital Account of Water Supply, Sanitation, Housing and Urban Development	33,80,35,000	2,43,34,82,959
<b>Total B. Capital Account of Social Services</b>	<b>33,80,35,000</b>	<b>2,68,66,24,724</b>
C. Capital Account of Economic Services		
(a) Capital Account of Agriculture and Allied Activities		
4401 Capital Outlay on Crop Husbandry		30,84,252
4406 Capital Outlay on Forestry and Wild Life		2,42,63,000
Total (a) Capital Account of Agriculture and Allied Activities		2,73,47,252
(b) Capital Account of Rural Development		
4515 Capital Outlay on other Rural Development Programmes	2,84,09,000	2,84,09,000
Total (b) Capital Account of Rural Development	2,84,09,000	2,84,09,000
(c) Capital Account of Special Areas Programme		
4552 Capital Outlay on North Eastern Areas		3,15,47,844
Total (c) Capital Account of Special Areas Programme		3,15,47,844
(d) Capital Account of Irrigation and Flood Control		

**CIVIL ACCOUNTS  
OF THE STATE OF MEGHALAYA  
FOR AUGUST 2021**

Run Date :

11-OCT-21

Heads of Account	Current	Progressive
	Amount	Amount
C. Capital Account of Economic Services		
(d) Capital Account of Irrigation and Flood Control		
4702 Capital Outlay on Minor Irrigation		4,53,57,866
4711 Capital Outlay on Flood Control Projects		80,99,986
Total (d) Capital Account of Irrigation and Flood Control		5,34,57,852
(g) Capital Account of Transport		
5054 Capital Outlay on Roads and Bridges	12,30,365	1,06,70,44,154
Total (g) Capital Account of Transport		12,30,365 1,06,70,44,154
(j) Capital Account of General Economic Services		
5452 Capital Outlay on Tourism		-5,51,77,034
Total (j) Capital Account of General Economic Services		-5,51,77,034
<b>Total C. Capital Account of Economic Services</b>	<b>2,96,39,365</b>	<b>1,15,26,29,068</b>
Total-Expenditure Heads-Capital Account	56,45,20,395	4,23,40,98,100
Total - Expenditure.(Rev. & Cap.)C.O.	8,42,47,23,941	42,33,44,81,477

**CIVIL ACCOUNTS OF THE STATE OF MEGHALAYA  
FOR AUGUST 2021**

Run Date 11/10/2021

Heads of Account	Receipt		Payment		
	Current	Progressive	Current	Progressive	
<b>PART III-PUBLIC ACCOUNT</b>					
E. Public Debt					
6003	Internal Debt of the State Government	39,82,000	6,75,50,63,000	4,53,03,500	3,97,42,52,280
6004	Loans and Advances from the Central Government	7,89,82,000	82,02,70,000	2,17,09,294	7,59,66,703
Total E. Public Debt		8,29,64,000	7,57,53,33,000	6,70,12,794	4,05,02,18,983
F. Loans and Advances					
(a) Loans for Social Services					
6216	Loans for Housing	36,000	1,63,897		
Total (a) Loans for Social Services		36,000	1,63,897		
(b) Loans for Economic Services					
(iii) Loans for Energy					
6801	Loans for Power Projects				15,00,00,000
Total (iii) Loans for Energy					15,00,00,000
Total (b) Loans for Economic Services					15,00,00,000
(c) Loans to Government Servants					
7610	Loans to Government Servants etc	2,41,62,546	11,80,42,711		
Total (c) Loans to Government Servants		2,41,62,546	11,80,42,711		
Total F. Loans and Advances		2,41,98,546	11,82,06,608		15,00,00,000
Total - E & F C.O.		10,71,62,546	7,69,35,39,608	6,70,12,794	4,20,02,18,983
Total- Rev. Head + E & F		10,38,58,11,947	50,10,22,77,117	8,49,17,36,735	46,53,47,00,460
<b>Total-Part I Consolidated Fund</b>		<b>10,38,58,11,947</b>	<b>50,10,22,77,117</b>	<b>8,49,17,36,735</b>	<b>46,53,47,00,460</b>
<b>PART III-PUBLIC ACCOUNT</b>					
NULL (RESERVED FOR 8000)					
8000	Contingency Fund			90,94,89,141	2,68,69,89,141
Total NULL (RESERVED FOR 8000)				90,94,89,141	2,68,69,89,141
<b>Total-Consolidated and Contingency Fund</b>		<b>10,38,58,11,947</b>	<b>50,10,22,77,117</b>	<b>9,40,12,25,876</b>	<b>49,22,16,89,601</b>

**CIVIL ACCOUNTS OF THE STATE OF MEGHALAYA  
FOR AUGUST 2021**

Run Date 11/10/2021

Heads of Account	Receipt		Payment	
	Current	Progressive	Current	Progressive
<b>PART III-PUBLIC ACCOUNT</b>				
I. Small Savings , Provident Funds, etc.				
(b) State Provident Funds				
8009 State Provident Funds	26,23,94,246	1,30,66,57,312	16,05,68,646	76,96,02,431
Total (b) State Provident Funds	26,23,94,246	1,30,66,57,312	16,05,68,646	76,96,02,431
Total I. Small Savings , Provident Funds, etc.	26,23,94,246	1,30,66,57,312	16,05,68,646	76,96,02,431
J. Reserve Fund				
(a) Reserve Funds bearing Interest				
8121 General and Other Reserve Funds		65,99,00,000	29,33,00,000	65,99,00,000
Total (a) Reserve Funds bearing Interest		65,99,00,000	29,33,00,000	65,99,00,000
(b) Reserve Funds not bearing Interest				
8222 Sinking Funds	3,65,620	39,59,872		
Total (b) Reserve Funds not bearing Interest	3,65,620	39,59,872		
Total J. Reserve Fund	3,65,620	66,38,59,872	29,33,00,000	65,99,00,000
K. Deposit and Advances				
(a) Deposits bearing Interest				
8342 Other Deposits	9,35,28,722	53,35,48,489	6,80,19,615	50,71,16,357
Total (a) Deposits bearing Interest	9,35,28,722	53,35,48,489	6,80,19,615	50,71,16,357
(b) Deposits not bearing Interest				
8443 Civil Deposits	10,30,18,177	77,64,00,266	10,19,48,140	1,09,43,42,776
8449 Other Deposits	7,94,180	30,83,817	10,21,787	32,07,026
Total (b) Deposits not bearing Interest	10,38,12,357	77,94,84,083	10,29,69,927	1,09,75,49,802
(c) Advances				
8550 Civil Advances	1,89,14,120	13,24,87,458	1,89,14,120	13,24,87,458
Total (c) Advances	1,89,14,120	13,24,87,458	1,89,14,120	13,24,87,458
Total K. Deposit and Advances	21,62,55,199	1,44,55,20,030	18,99,03,662	1,73,71,53,617
L. Suspense and Miscellaneous				
(b) Suspense				
8658 Suspense Accounts	-1,55,98,89,951	37,18,64,806	-2,43,62,264	21,54,40,719
Total (b) Suspense	-1,55,98,89,951	37,18,64,806	-2,43,62,264	21,54,40,719
(c) Other Accounts				
8671 Departmental Balances		1,48,384	13,950	3,30,650
8673 Cash Balance Investment Account	7,13,83,81,639	32,98,72,99,999	6,63,74,46,747	34,62,85,00,000
8675 Deposits with Reserve Bank	31,37,98,49,470	1,61,26,11,49,968	31,37,98,49,470	1,61,26,11,49,968

**CIVIL ACCOUNTS OF THE STATE OF MEGHALAYA  
FOR AUGUST 2021**

Run Date 11/10/2021

Heads of Account	Receipt		Payment	
	Current	Progressive	Current	Progressive
L. Suspense and Miscellaneous				
(c) Other Accounts				
Total (c) Other Accounts	38,51,82,31,109	1,94,24,85,98,351	38,01,73,10,167	1,95,88,99,80,618
Total L. Suspense and Miscellaneous	36,95,83,41,158	1,94,62,04,63,157	37,99,29,47,903	1,96,10,54,21,337
M. Remittances				
(a) Money Orders, and other Remittances				
8782 Cash Remittances and adjustments between officers rendering accounts to the same Accounts Officer	1,58,42,48,877	7,97,76,11,241	1,56,78,04,476	7,99,04,73,876
Total (a) Money Orders, and other Remittances	1,58,42,48,877	7,97,76,11,241	1,56,78,04,476	7,99,04,73,876
(b) Inter- Government Adjustment Account				
8793 Inter-State Suspense Account	-2,60,966	12,21,322	-51,01,834	1,58,22,292
Total (b) Inter- Government Adjustment Account	-2,60,966	12,21,322	-51,01,834	1,58,22,292
Total M. Remittances	1,58,39,87,911	7,97,88,32,563	1,56,27,02,642	8,00,62,96,168
<b>Total-Part III Public Accounts</b>	<b>39,02,13,44,134</b>	<b>2,06,01,53,32,934</b>	<b>40,19,94,22,853</b>	<b>2,07,27,83,73,553</b>
<b>Total - Consolidated/Contingency Fund &amp; Public Account</b>	<b>49,40,71,56,080</b>	<b>2,56,11,76,10,051</b>	<b>49,60,06,48,729</b>	<b>2,56,50,00,63,155</b>

Run Date: 01/10/2021


Certified that the Consolidated Abstract of the accounts of the Government completed and filed in my office and signed by me on the .....

for the month of August 2021

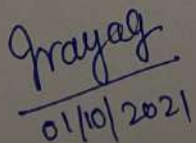
2. Certified that the closing balance under head "Deposits with the Reserve Bank" as shown in my account is being reconciled with the balance shown in the statement of Reserve Bank Deposits received from the Central Accounts office Reserve Bank.

3. The General statement of Account is given below:-

Heads	Amount(As Per Accounts) Rs.	Amount(As Per R.B.I) Rs.
Opening Balance :	62,20,66,381.53	1,16,11,929.72
Cash in Treasury :	13,58,53,984.00	
Cash in Transit :	0.00	0.00
Deposit with the Reserve Bank :	48,62,12,397.53	1,16,11,929.72
Receipt of the month :	4940,71,56,080.47	1599,24,89,234.96
Total Receipt :	5002,92,22,462.00	1600,41,01,164.68
Disbursement of the month :	4960,06,48,729.26	1609,76,27,700.75
Closing Balance :	42,85,73,732.74	-9,35,26,536.07
Details of Closing Balance :		
Cash in Treasury :	21,44,82,973.00	.00
Cash in Transit :	.00	
Deposit with Reserve Bank :	21,40,90,759.74	-9,35,26,536.07
Total :	5002,92,22,462.00	1600,41,01,164.68




सह: लेखा अधिकारी  
महालेखाकार का कार्यालय(ले.व.ह.),  
मेघालय, शिलांग-793001  
Asstt. Accounts Officer  
O/o the Accountant General (A&E),  
Meghalaya, Shillong


  
01/10/2021

Sd/-

Accountant General,(A&E)  
Meghalaya,Shillong

  
4/10/21

वरिष्ठ लेखा अधिकारी  
महालेखाकार का कार्यालय (ले. व. ह.)  
मेघालय, शिलांग  
Sr. Accounts Officer  
O/o the Accountant General (A & E)  
Meghalaya, Shillong

  
4/10/21

महालेखाकार (लेखा)  
Accountant General (A/E)  
मेघालय इत्यादि, शिलांग  
Meghalaya Shillong