

Run Date: 04 MAR 2022

CIVIL ACCOUNTSForm No. $\frac{AG}{A}$ 125

OF

THE STATE OF MEGHALAYA

FOR

JANUARY 2022

GENERAL STATEMENT OF ACCOUNTS

Head of Account	Current Month	Progressive
Part I - Consolidated Fund		
Total - Revenue Receipts :	11,37,19,14,090 ✓	95,91,33,43,584 ✓
Total - Expenditure met from Revenue :	1,99,31,33,368 ✓	87,94,16,95,938 ✓
Total - Capital Account Outside the Revenue Account :	55,71,93,595 ✓	15,05,09,35,512 ✓
Net Public Debt and Loans and Advances by the State Government	-4,38,61,43,077 ✓	14,83,46,40,397 ✓
Inter State Settlement Account :		
Appropriation of Contingency Fund :	4,00,00,00,000 ✓	6,00,00,00,000 ✓
Net Part I - Consolidated Fund :	43,54,44,050	1,75,53,52,531
Net Part II - Contingency Fund :	3,90,50,36,119 ✓	-12,89,82,353 ✓
Net Part III - Public Account :	-4,30,80,23,013 ✓	-3,40,60,93,274 ✓
Total - Transaction :	3,24,57,156 -	-1,77,97,23,096 ✓
Opening Balance :	-1,00,11,53,416 ✓	81,10,26,836 ✓
Closing Balance :	-96,86,96,260 ✓	-96,86,96,260 ✓

**CIVIL ACCOUNTS OF THE STATE OF MEGHALAYA
FOR JANUARY 2022**

Run Date :

04/03/2022

Heads of Accounts	Current	Progressive
Part I-Consolidated Fund-		
Receipt Heads (Revenue Account)		
A. Tax Revenue		
(a) Goods and Services Tax		
0005 Central Goods and Services Tax (CGST)	2,35,64,00,000	14,13,84,00,000
0006 State Goods and Services Tax (SGST)	35,59,96,678	6,85,69,25,393
Total (a) Goods and Services Tax :	2,71,23,96,678	20,99,53,25,393
(b) Taxes on Income and Expenditure		
0020 Corporation Tax	2,12,18,00,000	11,77,59,00,000
0021 Taxes on Income Other than Corporation Tax	2,15,62,00,000	11,96,67,00,000
0028 Other Taxes on Income and Expenditure	3,09,537	3,92,55,323
Total (b) Taxes on Income and Expenditure :	4,27,83,09,537	23,78,18,55,323
(c) Taxes on Property, Capital and Other Transactions		
0029 Land Revenue	57,01,359	9,60,22,814
0030 Stamps and Registration Fees	1,96,95,482	19,43,30,548
Total (c) Taxes on Property, Capital and Other Transactions :	2,53,96,841	29,03,53,362
(d) Taxes on Commodities and Services other than Goods and Services		
0037 Customs	44,06,00,000	2,64,36,00,000
0038 Union Excise Duties	21,34,00,000	1,28,04,00,000
0039 State Excise	32,77,04,373	2,42,14,97,000
0040 Taxes on Sales, Trade etc.	75,18,07,480	6,09,98,88,707
0041 Taxes on Vehicles	9,46,43,884	75,32,84,211
0042 Taxes on Goods and Passengers	1,40,57,019	9,48,86,897
0043 Taxes and Duties on Electricity	17,62,027	1,39,02,161
0044 Service Tax	44,00,000	2,64,00,000
0045 Other Taxes and Duties on Commodities and Services	7,72,710	62,75,276
Total (d) Taxes on Commodities and Services other than Goods and Service	1,84,91,47,493	13,34,01,34,252
Total A. Tax Revenue :	8,86,52,50,549	58,40,76,68,330
B. Non-Tax Revenue		
(b) Interest Receipts, Dividends and Profits		
0049 Interest Receipts	84,78,795	21,26,35,344
0050 Dividends and Profits		11,92,043

CIVIL ACCOUNTS OF THE STATE OF MEGHALAYA **Run Date :** 04/03/2022
FOR JANUARY 2022

Heads of Accounts	Current	Progressive
B. Non-Tax Revenue		
(b) Interest Receipts, Dividends and Profits		
Total (b) Interest Receipts, Dividends and Profits :	84,78,795	21,38,27,387
(c) Other Non-Tax Revenue		
(i) General Services		
0051 Public Service Commission	70,63,077	77,99,732
0055 Police	33,40,966	5,03,38,202
0058 Stationery and Printing	5,040	6,50,168
0059 Public Works	1,41,27,880	4,03,47,527
0070 Other Administrative Services	84,51,494	2,52,34,732
0071 Contributions and Recoveries towards Pension and Other Retirement Benefits	5,07,638	86,47,029
0075 Miscellaneous General Services	35,07,77,124	95,95,45,663
Total(i) General Services :	38,42,73,219	1,09,25,63,053
(ii) Social Services		
0202 Education, Sports, Art and Culture	9,37,900	1,65,87,278
0210 Medical and Public Health	2,21,260	1,88,16,590
0211 Family Welfare		6,870
0215 Water Supply and Sanitation	38,23,675	5,21,00,174
0216 Housing	66,249	38,60,208
0217 Urban Development	25,160	1,23,720
0220 Information and Publicity	6,800	1,60,815
0230 Labour and Employment	11,29,089	2,07,25,583
0235 Social Security and Welfare	5,022	1,39,999
Total(ii) Social Services :	62,15,155	11,25,21,237
(iii) Economic Services		
0401 Crop Husbandry	6,05,745	2,18,50,413
0403 Animal Husbandry	24,92,410	1,75,70,776
0404 Dairy Development	41,500	83,220
0405 Fisheries		3,29,342

CIVIL ACCOUNTS OF THE STATE OF MEGHALAYA **Run Date :** 04/03/2022
FOR JANUARY 2022

Heads of Accounts	Current	Progressive
B. Non-Tax Revenue		
(c) Other Non-Tax Revenue		
(iii) Economic Services		
0406 Forestry and Wild Life	-6,97,29,257	80,14,01,683
0425 Co-operation	42,667	2,78,555
0435 Other Agricultural Programmes	1,35,632	77,94,104
0515 Other Rural Development Programmes		86,000
0702 Minor Irrigation	32,500	11,46,797
0801 Power		3,08,55,000
0802 Petroleum	150	225
0851 Village and Small Industries	2,73,451	60,37,445
0853 Non-ferrous Mining and Metallurgical Industries	15,93,37,614	1,84,89,97,136
1055 Road Transport		20,08,800
1452 Tourism	5,000	1,25,003
1456 Civil Supplies	12,555	1,65,803
1475 Other General Economic Services	13,23,434	1,13,90,228
Total(iii) Economic Services :	9,45,73,401	2,75,01,20,530
Total (c) Other Non-Tax Revenue :	48,50,61,775	3,95,52,04,820
Total B. Non-Tax Revenue :	49,35,40,570	4,16,90,32,207
C.Grants-in-Aid and Contributions		
1601 Grants-in-aid from Central Government	2,01,31,22,971	33,33,66,43,047
Total :	2,01,31,22,971	33,33,66,43,047
Total C.Grants-in-Aid and Contributions :	2,01,31,22,971	33,33,66,43,047
Total - Revenue Heads (Revenue Account)	11,37,19,14,090 ✓	95,91,33,43,584 ✓

**CIVIL ACCOUNTS
OF THE STATE OF MEGHALAYA
FOR JANUARY 2022**

Run Date : 04-MAR-22

Heads of Account	Current	Progressive
	Amount	Amount
Expenditure Heads (Revenue Account)		
A. GENERAL SERVICES		
(a) Organs of State		
2011 Parliament/State/Union Territory Legislatures	1,58,43,747	61,76,12,096
2012 President, Vice President/Governor, Administrator of Union Territories	34,10,860	11,65,04,852
2013 Council of Ministers	19,88,426	36,04,17,244
2014 Administration of Justice	1,19,93,438	44,39,13,962
2015 Elections	9,50,116	9,99,19,891
Total (a) Organs of State	3,41,86,587	1,63,83,68,045
(b) Fiscal Services		
(ii) Collection of Taxes on Property and Capital Transactions		
2029 Land Revenue	3,65,148	12,92,05,320
2030 Stamps and Registration	1,61,096	2,02,67,522
Total(ii) Collection of Taxes on Property and Capital Transactions	5,26,244	14,94,72,842
(iii) Collection of Taxes on Commodities and Services		
2039 State Excise	11,10,182	16,53,71,053
2040 Taxes on Sales, Trade etc.	44,71,156	23,63,36,600
2041 Taxes on Vehicles	7,98,181	26,60,00,413
2045 Other Taxes and Duties on Commodities and Services	17,000	1,52,55,240
Total(iii) Collection of Taxes on Commodities and Services	63,96,519	68,29,63,306
(iv) Other Fiscal Services		
2047 Other Fiscal Services	47,453	46,46,442
Total(iv) Other Fiscal Services	47,453	46,46,442
Total (b) Fiscal Services	69,70,216	83,70,82,590
(c) Interest payment and servicing of debt		
2049 Interest Payments	49,74,23,096	6,03,27,26,456
Total (c) Interest payment and servicing of debt	49,74,23,096	6,03,27,26,456
(d) Administrative Services		
2051 Public Service Commission	1,97,213	4,09,87,862
2052 Secretariat-General Services	1,26,72,168	83,09,79,151
2053 District Administration	50,43,897	44,90,05,664
2054 Treasury and Accounts Administration	17,09,889	33,47,16,006
2055 Police	3,21,41,707	7,43,22,43,323
2056 Jails	8,94,906	15,10,43,811

**CIVIL ACCOUNTS
OF THE STATE OF MEGHALAYA
FOR JANUARY 2022**

Run Date : 04-MAR-22

Heads of Account	Current	Progressive
	Amount	Amount
A. GENERAL SERVICES		
(d) Administrative Services		
2058 Stationery and Printing	13,49,080	30,88,70,787
2059 Public Works	73,12,188	1,84,41,64,196
2062 Vigilance	12,87,118	32,62,608
2070 Other Administrative Services, ETC.,	1,54,00,782	1,10,23,51,373
Total (d) Administrative Services	7,80,08,948	12,49,76,24,781
(e) Pensions and Miscellaneous General Services		
2071 Pensions and other Retirement Benefits	46,26,39,097	10,90,46,72,197
2075 Miscellaneous General Services		95,09,135
Total (e) Pensions and Miscellaneous General Services	46,26,39,097	10,91,41,81,332
Total A. GENERAL SERVICES	1,07,92,27,944	31,91,99,83,204
B. SOCIAL SERVICES		
(a) Education, Sports, Art and Culture		
2202 General Education	14,76,61,443	16,32,69,30,688
2203 Technical Education	7,72,866	14,02,15,509
2204 Sports and Youth Services	2,25,75,836	59,16,16,160
2205 Art and Culture	4,74,959	38,98,94,157
Total (a) Education, Sports, Art and Culture	17,14,85,104	17,44,86,56,514
(b) Health and Family Welfare		
2210 Medical and Public Health	5,42,92,346	9,87,21,29,689
2211 Family Welfare	19,53,082	52,46,78,565
Total (b) Health and Family Welfare	5,62,45,428	10,39,68,08,254
(c) Water Supply, Sanitation, Housing and Urban Development		
2215 Water Supply and Sanitation	7,36,10,781	2,80,49,01,116
2216 Housing	18,99,562	21,51,25,246
2217 Urban Development	5,74,190	22,97,83,925
Total (c) Water Supply, Sanitation, Housing and Urban Development	7,60,84,533	3,24,98,10,287
(d) Information and Broadcasting		
2220 Information and Publicity	3,41,37,112	19,24,25,876
Total (d) Information and Broadcasting	3,41,37,112	19,24,25,876
(e) Welfare of Scheduled Castes, Scheduled Tribes and Other Backward Classes		
2225 Welfare of Scheduled Castes, Scheduled Tribes, Other Backward Classes and Minorities		63,70,00,000

**CIVIL ACCOUNTS
OF THE STATE OF MEGHALAYA
FOR JANUARY 2022**

Run Date : 04-MAR-22

Heads of Account	Current	Progressive
	Amount	Amount
B. SOCIAL SERVICES		
(e) Welfare of Scheduled Castes, Scheduled Tribes and Other Backward Classes		
Total (e) Welfare of Scheduled Castes, Scheduled Tribes and Other Backward Classes		63,70,00,000
(f) Labour and Labour Welfare		
2230 Labour, Employment and Skill Development	8,76,858	43,62,24,301
Total (f) Labour and Labour Welfare	8,76,858	43,62,24,301
(g) Social Welfare and Nutrition		
2235 Social Security and Welfare	8,57,80,202	1,34,94,57,704
2236 Nutrition		81,11,36,582
2245 Relief on account of Natural Calamities	-1,70,980	67,08,02,775
Total (g) Social Welfare and Nutrition	8,56,09,222	2,83,13,97,061
(h) Others		
2251 Secretariat-Social Services	2,56,265	9,16,32,205
Total (h) Others	2,56,265	9,16,32,205
Total B. SOCIAL SERVICES	42,46,94,522	35,28,39,54,498
C. ECONOMIC SERVICES		
(a) Agriculture and Allied Activities		
2401 Crop Husbandry	3,17,34,668	93,65,84,293
2402 Soil and Water Conservation	48,35,921	78,87,96,916
2403 Animal Husbandry	79,43,513	98,45,40,139
2404 Dairy Development	4,40,227	8,06,31,630
2405 Fisheries	23,432	14,63,76,930
2406 Forestry and Wild Life	11,44,21,864	1,07,61,93,390
2415 Agricultural Research and Education	58,83,216	18,50,82,342
2425 Co-operation	6,15,782	19,19,72,920
2435 Other Agricultural Programmes	41,25,393	32,11,04,265
Total (a) Agriculture and Allied Activities	17,00,24,016	4,71,12,82,825
(b) Rural Development		
2501 Special Programmes for Rural Development		2,32,46,23,777
2505 Rural Employment		3,00,81,62,225
2515 Other Rural Development Programmes	20,73,759	92,36,25,933
Total (b) Rural Development	20,73,759	6,25,64,11,935
(c) Special Areas Programmes		
2552 North Eastern Areas		3,32,76,038

**CIVIL ACCOUNTS
OF THE STATE OF MEGHALAYA
FOR JANUARY 2022**

Run Date : 04-MAR-22

Heads of Account	Current	Progressive
	Amount	Amount
C. ECONOMIC SERVICES		
(c) Special Areas Programmes		
2575 Special Programmes for Rural Development	1,73,870	13,10,11,870
Total (c) Special Areas Programmes	1,73,870	16,42,87,908
(d) Irrigation and Flood Control		
2702 Minor Irrigation	1,12,74,171	59,16,59,208
2711 Flood Control and Drainage		23,81,191
Total (d) Irrigation and Flood Control	1,12,74,171	59,40,40,399
(e) Energy		
2801 Power		2,19,85,68,000
Total (e) Energy		2,19,85,68,000
(f) Industry and Minerals		
2851 Village and Small Industries	25,02,895	62,77,31,261
2852 Industries	4,43,490	8,17,24,623
2853 Non-ferrous Mining and Metallurgical Industries	5,17,781	63,40,28,119
Total (f) Industry and Minerals	34,64,166	1,34,34,84,003
(g) Transport		
3054 Roads and Bridges	21,42,37,254	2,46,73,05,359
Total (g) Transport	21,42,37,254	2,46,73,05,359
(i) Science Technology and Environment		
3425 Other Scientific Research		50,53,347
Total (i) Science Technology and Environment		50,53,347
(j) General Economic Services		
3451 Secretariat-Economic Services	6,40,80,278	2,24,48,25,460
3452 Tourism	2,11,34,295	41,37,83,093
3454 Census Survey and Statistics	7,21,008	14,61,91,806
3456 Civil Supplies	11,01,206	13,80,15,099
3475 Other General Economic Services	9,26,879	5,45,09,002
Total (j) General Economic Services	8,79,63,666	2,99,73,24,460
Total C. ECONOMIC SERVICES	48,92,10,902	20,73,77,58,236
Total-A.B.C. (Expenditure Heads-Revenue Account)	1,99,31,33,368	87,94,16,95,938

**CIVIL ACCOUNTS
OF THE STATE OF MEGHALAYA
FOR JANUARY 2022**

Run Date : 04-MAR-22

Heads of Account	Current	Progressive
	Amount	Amount
(Expenditure Heads-Capital Account)		
A. Capital Accounts of General Services		
4055 Capital Outlay on Police		1,99,04,215
4058 Capital Outlay on Stationery and Printing	24,92,000	3,47,47,822
4059 Capital Outlay on Public Works	1,35,74,000	96,10,73,209
Total	1,60,66,000	1,01,57,25,246
Total A. Capital Accounts of General Services	1,60,66,000	1,01,57,25,246
B. Capital Account of Social Services		
(a) Capital Account of Education, Sports, Art and Culture		
4202 Capital Outlay on Education, Sports, Art and Culture		12,97,67,000
Total (a) Capital Account of Education, Sports, Art and Culture		12,97,67,000
(b) Capital Account of Health and Family Welfare		
4210 Capital Outlay on Medical and Public Health		29,48,47,242
Total (b) Capital Account of Health and Family Welfare		29,48,47,242
(c) Capital Account of Water Supply, Sanitation, Housing and Urban Development		
4215 Capital Outlay on Water Supply and Sanitation	21,73,78,658	3,61,71,75,099
4216 Capital Outlay on Housing		5,96,13,635
4217 Capital Outlay on Urban Development		2,66,15,18,889
Total (c) Capital Account of Water Supply, Sanitation, Housing and Urban Development	21,73,78,658	6,33,83,07,623
Total B. Capital Account of Social Services	21,73,78,658	6,76,29,21,865
C. Capital Account of Economic Services		
(a) Capital Account of Agriculture and Allied Activities		
4401 Capital Outlay on Crop Husbandry		30,84,252
4402 Capital Outlay on Social and Water Conversation		26,11,973
4406 Capital Outlay on Forestry and Wild Life		2,42,63,000
4425 Capital Outlay on Co-operation		39,46,355
Total (a) Capital Account of Agriculture and Allied Activities		3,39,05,580
(b) Capital Account of Rural Development		
4515 Capital Outlay on other Rural Development Programmes		2,84,09,000
Total (b) Capital Account of Rural Development		2,84,09,000
(c) Capital Account of Special Areas Programme		

**CIVIL ACCOUNTS
OF THE STATE OF MEGHALAYA
FOR JANUARY 2022**

Run Date : 04-MAR-22

Heads of Account	Current	Progressive
	Amount	Amount
C. Capital Account of Economic Services		
(c) Capital Account of Special Areas Programme		
4552 Capital Outlay on North Eastern Areas	2,59,02,000	7,50,03,844
Total (c) Capital Account of Special Areas Programme	2,59,02,000	7,50,03,844
(d) Capital Account of Irrigation and Flood Control		
4702 Capital Outlay on Minor Irrigation	46,04,131	6,93,51,556
4711 Capital Outlay on Flood Control Projects	35,55,756	3,10,25,040
Total (d) Capital Account of Irrigation and Flood Control	81,59,887	10,03,76,596
(g) Capital Account of Transport		
5054 Capital Outlay on Roads and Bridges	25,96,87,050	6,98,79,85,015
Total (g) Capital Account of Transport	25,96,87,050	6,98,79,85,015
(j) Capital Account of General Economic Services		
5452 Capital Outlay on Tourism		1,66,08,366
5465 Investment in General Financial and Trading Institutions	3,00,00,000	3,00,00,000
Total (j) Capital Account of General Economic Services	3,00,00,000	4,66,08,366
Total C. Capital Account of Economic Services	32,37,48,937	7,27,22,88,401
Total-Expenditure Heads-Capital Account	55,71,93,595	15,05,09,35,512
Total - Expenditure.(Rev. & Cap.)C.O.	2,55,03,26,963	1,02,99,26,31,450

**CIVIL ACCOUNTS OF THE STATE OF MEGHALAYA
FOR JANUARY 2022**

Run Date 04/03/2022

Heads of Account	Receipt		Payment		
	Current	Progressive	Current	Progressive	
PART III-PUBLIC ACCOUNT					
E. Public Debt					
6003	Internal Debt of the State Government	3,51,29,74,026	33,29,34,61,620	8,69,12,62,564	21,42,02,44,850
6004	Loans and Advances from the Central Government	81,45,81,000	3,07,13,40,579	2,27,67,876	19,05,32,577
Total E. Public Debt		4,32,75,55,026	36,36,48,02,199	8,71,40,30,440	21,61,07,77,427
F. Loans and Advances					
(a) Loans for Social Services					
6216	Loans for Housing	3,500	2,59,215		
Total (a) Loans for Social Services		3,500	2,59,215		
(b) Loans for Economic Services					
(i) Agricultural and Allied Activities					
6425	Loans for Co-operation		3,750		
Total (i) Agricultural and Allied Activities			3,750		
(iii) Loans for Energy					
6801	Loans for Power Projects				15,00,00,000
Total (iii) Loans for Energy					15,00,00,000
Total (b) Loans for Economic Services			3,750		15,00,00,000
(c) Loans to Government Servants					
7610	Loans to Government Servants etc	4,61,837	23,04,84,660	1,33,000	1,32,000
Total (c) Loans to Government Servants		4,61,837	23,04,84,660	1,33,000	1,32,000
Total F. Loans and Advances		4,65,337	23,07,47,625	1,33,000	15,01,32,000
Total - E & F C.O.		4,32,80,20,363	36,59,55,49,824	8,71,41,63,440	21,76,09,09,427
Total- Rev. Head + E & F		15,69,99,34,453	1,32,50,88,93,408	11,26,44,90,403	1,24,75,35,40,877
H. Transfer to Contingency Fund					
7999	Appropriation to the Contingency Fund			4,00,00,00,000	6,00,00,00,000
Total H. Transfer to Contingency Fund				4,00,00,00,000	6,00,00,00,000
Total-Part I Consolidated Fund		15,69,99,34,453	1,32,50,88,93,408	15,26,44,90,403	1,30,75,35,40,877
PART III-PUBLIC ACCOUNT					
NULL (RESERVED FOR 8000)					
8000	Contingency Fund	4,00,00,00,000	6,00,00,00,000	9,49,63,881	6,12,89,82,353
Total NULL (RESERVED FOR 8000)		4,00,00,00,000	6,00,00,00,000	9,49,63,881	6,12,89,82,353

**CIVIL ACCOUNTS OF THE STATE OF MEGHALAYA
FOR JANUARY 2022**

Run Date 04/03/2022

Heads of Account	Receipt		Payment	
	Current	Progressive	Current	Progressive
Total-Consolidated and Contingency Fund	19,69,99,34,453	1,38,50,88,93,408	15,35,94,54,284	1,36,88,25,23,230

**CIVIL ACCOUNTS OF THE STATE OF MEGHALAYA
FOR JANUARY 2022**

Run Date 04/03/2022

Heads of Account	Receipt		Payment	
	Current	Progressive	Current	Progressive
PART III-PUBLIC ACCOUNT				
I. Small Savings , Provident Funds, etc.				
(b) State Provident Funds				
8009 State Provident Funds	17,75,490	2,62,37,76,803	21,29,04,483	2,51,43,32,051
Total (b) State Provident Funds	17,75,490	2,62,37,76,803	21,29,04,483	2,51,43,32,051
Total I. Small Savings , Provident Funds, etc.	17,75,490	2,62,37,76,803	21,29,04,483	2,51,43,32,051
J. Reserve Fund				
(a) Reserve Funds bearing Interest				
8121 General and Other Reserve Funds		65,99,00,000		65,99,00,000
Total (a) Reserve Funds bearing Interest		65,99,00,000		65,99,00,000
(b) Reserve Funds not bearing Interest				
8222 Sinking Funds		75,85,864		96,29,848
Total (b) Reserve Funds not bearing Interest		75,85,864		96,29,848
Total J. Reserve Fund		66,74,85,864		66,95,29,848
K. Deposit and Advances				
(a) Deposits bearing Interest				
8342 Other Deposits	6,72,24,821	1,19,52,85,838	11,24,12,778	1,17,79,17,359
Total (a) Deposits bearing Interest	6,72,24,821	1,19,52,85,838	11,24,12,778	1,17,79,17,359
(b) Deposits not bearing Interest				
8443 Civil Deposits	34,20,57,656	2,26,24,79,918	28,83,41,776	2,67,89,17,150
8449 Other Deposits	9,63,170	97,84,688	4,08,752	97,38,907
Total (b) Deposits not bearing Interest	34,30,20,826	2,27,22,64,606	28,87,50,528	2,68,86,56,057
(c) Advances				
8550 Civil Advances	3,95,71,387	33,27,97,997	3,95,71,387	33,27,97,997
Total (c) Advances	3,95,71,387	33,27,97,997	3,95,71,387	33,27,97,997
Total K. Deposit and Advances	44,98,17,034	3,80,03,48,441	44,07,34,693	4,19,93,71,413
L. Suspense and Miscellaneous				
(b) Suspense				
8658 Suspense Accounts	1,06,94,93,753	1,62,22,84,494	4,93,50,742	24,20,93,957
Total (b) Suspense	1,06,94,93,753	1,62,22,84,494	4,93,50,742	24,20,93,997
(c) Other Accounts				
8671 Departmental Balances	6,02,449	9,43,383		9,38,302
8673 Cash Balance Investment Account	81,64,00,000	62,18,14,56,019	6,33,90,00,000	66,89,01,74,152
8675 Deposits with Reserve Bank	33,94,42,19,049	3,81,07,21,46,436	33,94,42,19,049	3,81,07,21,46,436

**CIVIL ACCOUNTS OF THE STATE OF MEGHALAYA
FOR JANUARY 2022**

Run Date 04/03/2022

Heads of Account	Receipt		Payment	
	Current	Progressive	Current	Progressive
L. Suspense and Miscellaneous				
(c) Other Accounts				
Total (c) Other Accounts	34,76,12,21,498	4,43,25,45,45,838	40,28,32,19,049	4,47,96,32,58,890
Total L. Suspense and Miscellaneous	35,83,07,15,251	4,44,87,68,30,332	40,33,25,69,791	4,48,20,53,52,887
M. Remittances				
(a) Money Orders, and other Remittances				
8782 Cash Remittances and adjustments between officers rendering accounts to the same Accounts Officer	1,35,64,49,855	23,94,04,96,300	96,69,62,425	23,71,85,76,508
Total (a) Money Orders, and other Remittances	1,35,64,49,855	23,94,04,96,300	96,69,62,425	23,71,85,76,508
(b) Inter- Government Adjustment Account				
8793 Inter-State Suspense Account	1,00,12,520	1,07,15,232	36,21,770	1,85,83,539
Total (b) Inter- Government Adjustment Account	1,00,12,520	1,07,15,232	36,21,770	1,85,83,539
Total M. Remittances	1,36,64,62,375	23,95,12,11,532	97,05,84,195	23,73,71,60,047
Total-Part III Public Accounts	37,64,87,70,150	4,75,91,96,52,972	41,95,67,93,162	4,79,32,57,46,246
Total - Consolidated/Contingency Fund & Public Account	57,34,87,04,602	6,14,42,85,46,380	57,31,62,47,446	6,16,20,82,69,476


Run Date: 04/03/2022

1.Certified that the Consolidated Abstract of the accounts of the Government for the month of January 2022 completed and filed in my office and signed by me on the


2.Certified that the closing balance under head "Deposits with the Reserve Bank" as shown in my account is being reconciled with the balance shown in the statement of Reserve Bank Deposits received from the Central Accounts office Reserve Bank.


3.The General statement of Account is given below:-


Heads	Amount(As Per Accounts) Rs.	Amount(As Per R.B.I) Rs.
Opening Balance :	-100,11,53,416.29	-1,04,66,864.00
Cash in Treasury :	6,99,61,057.00	0.00
Cash in Transit :	0.00	
Deposit with the Reserve Bank :	-107,11,14,473.29	-1,04,66,864.00
Receipt of the month :	5734,87,04,602.25	1813,26,99,294.62
Total Receipt :	5634,75,51,185.96	1812,22,32,430.62
Disbursement of the month :	5731,62,47,445.64	1808,72,34,253.01
Closing Balance :	-96,86,96,259.68	3,49,98,177.61
Details of Closing Balance :		
Cash in Treasury :	6,99,61,057.00	.00
Cash in Transit :	.00	
Deposit with Reserve Bank :	-103,86,57,316.68	3,49,98,177.61
Total :	5634,75,51,185.96	1812,22,32,430.62


सहायक
महालेखाकार का कार्यालय (ले. व. ह.),
मेघालय, शिलांग-793001
Asstt. Accounts Officer
O/o the Accountant General (A&E),
Meghalaya, Shillong


वरिष्ठ लेखा अधिकारी
महालेखाकार का कार्यालय (ले. व. ह.)
मेघालय, शिलांग
Sr. Accounts Officer
O/o the Accountant General (A&E),
Meghalaya, Shillong


9/3/22
Accountant General, (A&E)
Meghalaya, Shillong


9/3/22
उप महालेखाकार (ले. व. ह.)
Deputy Accountant General (A&E)
मेघालय ईयादि, जिला
Meghalaya Shillong


9/3/22