

Run Date: 31 OCT 2023

Form No. AG 125
A

CIVIL ACCOUNTS

OF

THE STATE OF MEGHALAYA

FOR

SEPTEMBER 2023

GENERAL STATEMENT OF ACCOUNTS

Head of Account	Current Month	Progressive
Part I - Consolidated Fund		
Total - Revenue Receipts :	10,30,84,99,593	71,52,71,40,942
Total - Expenditure met from Revenue :	12,01,40,11,158	65,69,51,47,381
Total - Capital Account Outside the Revenue Account :	7,85,74,60,275	19,24,93,22,808
Net Public Debt and Loans and Advances by the State Government	-97,08,31,555	10,20,96,02,652
Inter State Settlement Account :		
Appropriation of Contingency Fund :		
Net Part I - Consolidated Fund :	-10,53,38,03,395	-3,20,77,26,595
Net Part II - Contingency Fund :	-51,94,25,896	-1,19,43,69,335
Net Part III - Public Account :	11,38,65,93,169	4,46,54,97,630
Total - Transaction :	33,33,63,878	6,34,01,700
Opening Balance :	11,92,45,767	38,92,07,945
Closing Balance :	45,26,09,645	45,26,09,645

**CIVIL ACCOUNTS OF THE STATE OF MEGHALAYA
FOR SEPTEMBER 2023**

Run Date :

30/10/2023

Heads of Accounts	Current	Progressive
Part I-Consolidated Fund-		
Receipt Heads (Revenue Account)		
A Tax Revenue		
(a) Goods and Services Tax		
0005 Central Goods and Services Tax	1,80,95,00,000	12,66,65,00,000
0006 State Goods and Services Tax (SGST)	1,14,97,14,383	8,51,71,07,555
Total (a) Goods and Services Tax :	2,95,92,14,383	21,18,36,07,555
(b) Taxes on Income and Expenditure		
0020 Corporation Tax	1,79,11,00,000	10,38,85,00,000
0021 Taxes on Income Other than Corporation Tax	1,74,25,00,000	10,10,66,00,000
0028 Other Taxes and Income and Expenditure	5,92,049	4,20,67,820
Total (b) Taxes on Income and Expenditure :	3,53,41,92,049	20,53,71,67,820
(c) Taxes on Property, Capital and Other Transactions		
0029 Land Revenue	40,19,025	3,51,02,901
0030 Stamps and Registration Fees	3,20,92,932	14,51,45,550
Total (c) Taxes on Property, Capital and Other Transactions :	3,61,11,957	18,02,48,451
(d) Taxes on Commodities and Services other than Goods and Services		
0037 Customs	17,75,00,000	1,24,25,00,000
0038 Union Excise Duties	7,44,00,000	52,07,00,000
0039 State Excise	32,69,51,004	2,00,41,33,909
0040 Taxes on Sales, Trade etc.	57,01,89,860	4,01,37,88,304
0041 Taxes on Vehicles	12,80,65,526	70,55,98,386
0042 Taxes on Goods and Passengers	1,28,36,407	6,79,27,316
0043 Taxes and Duties on Electricity	39,78,876	1,36,34,340
0044 Service Tax	11,00,000	77,00,000
0045 Other Taxes and Duties on Commodities and Services	18,70,625	1,19,44,697
Total (d) Taxes on Commodities and Services other than Goods and Service	1,29,68,92,298	8,58,79,26,952
Total A Tax Revenue :	7,82,64,10,687	50,48,89,50,778
B Non-Tax Revenue		
(b) Interest Receipts, Dividends and Profits		
0049 Interest Receipts	36,82,283	7,08,95,202
0050 Dividends and Profits	12,32,571	12,37,603

**CIVIL ACCOUNTS OF THE STATE OF MEGHALAYA
FOR SEPTEMBER 2023**

Run Date :

30/10/2023

Heads of Accounts	Current	Progressive
B Non-Tax Revenue		
(b) Interest Receipts, Dividends and Profits		
Total (b) Interest Receipts, Dividends and Profits :	49,14,854	7,21,32,805
(c) Other Non-Tax Revenue		
(i) General Services		
0051 Public Service Commission	11,29,626	37,61,083
0055 Police	50,55,911	4,65,08,843
0056 Jails		35,000
0058 Stationery and Printing	30,747	2,51,009
0059 Public Works	42,34,716	10,59,02,949
0070 Other Administrative Services	40,64,442	2,23,28,221
0071 Contributions and Recoveries towards Pension and Other Retirement Benefits	4,74,595	60,84,563
0075 Miscellaneous General Services		8,49,089
Total(i) General Services :	1,49,90,037	18,57,20,757
(ii) Social Services		
0202 Education, Sports, Art and Culture	9,51,452	80,64,716
0210 Medical and Public Health	2,80,502	1,06,27,029
0215 Water Supply and Sanitation	59,94,616	3,36,49,125
0216 Housing	4,22,373	52,72,056
0217 Urban Development		3,75,351
0220 Information and Publicity		27,560
0230 Labour and Employment	9,62,022	1,48,06,030
0235 Social Security and Welfare	2,465	2,29,303
Total(ii) Social Services :	86,13,430	7,30,51,170
(iii) Economic Services		
0401 Crop Husbandry	21,48,538	1,73,56,394
0403 Animal Husbandry	14,14,363	94,82,375
0404 Dairy Development	83,000	1,81,100
0405 Fisheries		56,150

**CIVIL ACCOUNTS OF THE STATE OF MEGHALAYA
FOR SEPTEMBER 2023**

Run Date :

30/10/2023

Heads of Accounts	Current	Progressive
B Non-Tax Revenue		
(c) Other Non-Tax Revenue		
(iii) Economic Services		
0406 Forestry and Wild Life	9,64,07,987	51,88,14,620
0425 Co-operation	37,094	3,91,793
0435 Other Agricultural Programmes	61,77,997	1,00,64,477
0515 Other Rural Development Programmes		36,000
0575 Other Special Areas Programmes	5,100	5,100
0702 Minor Irrigation	31,780	11,98,365
0801 Power		2,46,84,000
0851 Village and Small Industries	6,91,135	40,03,298
0853 Non-ferrous Mining and Metallurgical Industries	16,67,15,884	1,37,18,07,157
1055 Road Transport		2,52,651
1452 Tourism	4,93,658	2,00,10,259
1456 Civil Supplies	45,330	1,06,657
1475 Other General Economic Services	16,79,545	79,97,875
<hr/>		
Total(iii) Economic Services :	27,59,31,411	1,98,64,48,271
<hr/>		
Total (c) Other Non-Tax Revenue :	29,95,34,878	2,24,52,20,198
<hr/>		
Total B Non-Tax Revenue :	30,44,49,732	2,31,73,53,003
C Grants-in-Aid and Contributions		
1601 Grants-in-aid from Central Government	2,17,76,39,174	18,72,08,37,161
<hr/>		
Total :	2,17,76,39,174	18,72,08,37,161
<hr/>		
Total C Grants-in-Aid and Contributions :	2,17,76,39,174	18,72,08,37,161
Total - Revenue Heads (Revenue Account)	:	10,30,84,99,593
		71,52,71,40,942

**CIVIL ACCOUNTS
OF THE STATE OF MEGHALAYA
FOR SEPTEMBER 2023**

Run Date :

30-OCT-23

Heads of Account	Current	Progressive	
	Amount	Amount	
Expenditure Heads (Revenue Account)			
A GENERAL SERVICES			
(a) Organs of State			
2011	Parliament/State/Union Territory Legislatures	7,22,50,089	45,86,02,415
2012	President, Vice President/Governor, Administrator of Union Territories	89,59,843	6,98,80,239
2013	Council of Ministers	2,43,71,675	45,58,42,611
2014	Administration of Justice	9,85,38,354	43,55,09,631
2015	Elections	1,66,72,083	18,17,56,540
Total (a) Organs of State		22,07,92,044	1,60,15,91,436
(b) Fiscal Services			
(ii) Collection of Taxes on Property and Capital Transactions			
2029	Land Revenue	1,33,04,390	8,19,18,613
2030	Stamps and Registration	22,23,875	1,34,79,216
Total(ii) Collection of Taxes on Property and Capital Transactions		1,55,28,265	9,53,97,829
(iii) Collection of Taxes on Commodities and Services			
2039	State Excise	1,91,33,420	11,36,47,112
2040	Taxes on Sales, Trade etc.	2,26,10,705	14,81,15,189
2041	Taxes on Vehicles	3,03,87,597	21,26,58,519
2045	Other Taxes and Duties on Commodities and Services	15,81,745	92,14,569
Total(iii) Collection of Taxes on Commodities and Services		7,37,13,467	48,36,35,389
(iv) Other Fiscal Services			
2047	Other Fiscal Services	3,44,409	22,37,987
Total(iv) Other Fiscal Services		3,44,409	22,37,987
Total (b) Fiscal Services		8,95,86,141	58,12,71,205
(c) Interest payment and servicing of debt			
2049	Interest Payments	1,59,62,83,065	4,68,97,51,330
Total (c) Interest payment and servicing of debt		1,59,62,83,065	4,68,97,51,330
(d) Administrative Services			
2051	Public Service Commission	43,84,120	4,00,00,304
2052	Secretariat-General Services	8,74,84,670	54,09,46,298
2053	District Administration	5,83,95,825	32,63,17,003
2054	Treasury and Accounts Administration	3,70,37,955	31,91,23,850
2055	Police	91,67,80,731	4,92,67,96,770
2056	Jails	1,43,22,317	8,92,57,783

**CIVIL ACCOUNTS
OF THE STATE OF MEGHALAYA
FOR SEPTEMBER 2023**

Run Date :

30-OCT-23

Heads of Account	Current	Progressive
	Amount	Amount
A GENERAL SERVICES		
(d) Administrative Services		
2058 Stationery and Printing	3,12,04,565	18,95,91,510
2059 Public Works	21,89,62,545	1,24,89,24,570
2062 Vigilance	1,39,884	15,75,776
2070 Other Administrative Services, ETC.,	19,23,38,113	76,29,28,031
Total (d) Administrative Services	1,56,10,50,725	8,44,54,61,895
(e) Pensions and Miscellaneous General Services		
2071 Pensions and other Retirement Benefits	1,56,36,89,067	8,82,72,11,055
2075 Miscellaneous General Services	9,77,213	65,09,743
Total (e) Pensions and Miscellaneous General Services	1,56,46,66,280	8,83,37,20,798
Total A GENERAL SERVICES	5,03,23,78,255	24,15,17,96,664
B SOCIAL SERVICES		
(a) Education, Sports, Art and Culture		
2202 General Education	2,53,73,90,950	11,35,97,14,717
2203 Technical Education	1,59,38,877	10,14,06,777
2204 Sports and Youth Services	1,44,58,265	7,90,61,269
2205 Art and Culture	82,71,753	4,75,78,718
Total (a) Education, Sports, Art and Culture	2,57,60,59,845	11,58,77,61,481
(b) Health and Family Welfare		
2210 Medical and Public Health	1,29,24,32,414	5,96,68,39,126
2211 Family Welfare	6,32,38,958	36,41,35,361
Total (b) Health and Family Welfare	1,35,56,71,372	6,33,09,74,487
(c) Water Supply, Sanitation, Housing and Urban Development		
2215 Water Supply and Sanitation	41,20,60,739	1,81,99,53,697
2216 Housing	5,20,24,445	16,86,78,727
2217 Urban Development	6,06,71,662	25,63,66,385
Total (c) Water Supply, Sanitation, Housing and Urban Development	52,47,56,846	2,24,49,98,809
(d) Information and Broadcasting		
2220 Information and Publicity	3,00,60,608	9,38,06,408
Total (d) Information and Broadcasting	3,00,60,608	9,38,06,408
(f) Labour and Labour Welfare		
2230 Labour Employment and Skill Development	3,69,90,032	30,28,55,132
Total (f) Labour and Labour Welfare	3,69,90,032	30,28,55,132
(g) Social Welfare and Nutrition		

**CIVIL ACCOUNTS
OF THE STATE OF MEGHALAYA
FOR SEPTEMBER 2023**

Run Date :

30-OCT-23

Heads of Account	Current	Progressive
	Amount	Amount
B SOCIAL SERVICES		
(g) Social Welfare and Nutrition		
2235 Social Security and Welfare	9,26,69,097	1,38,93,74,697
2236 Nutrition	1,52,340	48,91,46,499
2245 Relief on account of Natural Calamities	20,17,241	7,98,12,977
Total (g) Social Welfare and Nutrition	9,48,38,678	1,95,83,34,173
(h) Others		
2251 Secretariat-Social Services	1,06,73,379	6,46,76,535
Total (h) Others	1,06,73,379	6,46,76,535
Total B SOCIAL SERVICES	4,62,90,50,760	22,58,34,07,025
C ECONOMIC SERVICES		
(a) Agriculture and Allied Activities		
2401 Crop Husbandry	15,77,09,239	61,82,35,555
2402 Soil and Water Conservation	20,78,56,711	62,72,28,327
2403 Animal Husbandry	9,89,85,526	55,22,52,816
2404 Dairy Development	1,04,14,574	5,81,57,951
2405 Fisheries	1,68,69,681	17,04,78,321
2406 Forestry and Wild Life	21,32,17,313	75,93,45,656
2415 Agricultural Research and Education	2,32,50,842	13,47,35,212
2425 Co-operation	2,29,58,242	14,27,47,200
2435 Other Agricultural Programmes	1,59,50,521	4,51,38,549
Total (a) Agriculture and Allied Activities	76,72,12,649	3,10,83,19,587
(b) Rural Development		
2501 Special Programmes for Rural Development		47,02,27,778
2505 Rural Employment		7,55,67,74,010
2515 Other Rural Development Programmes	7,86,71,585	46,67,01,318
Total (b) Rural Development	7,86,71,585	8,49,37,03,106
(c) Special Areas Programmes		
2575 Other Special Area Programmes	57,91,171	3,31,87,643
Total (c) Special Areas Programmes	57,91,171	3,31,87,643
(d) Irrigation and Flood Control		
2702 Minor Irrigation	6,69,49,352	28,96,11,086
2711 Flood Control and Drainage	3,50,062	20,10,461
Total (d) Irrigation and Flood Control	6,72,99,414	29,16,21,547
(e) Energy		

**CIVIL ACCOUNTS
OF THE STATE OF MEGHALAYA
FOR SEPTEMBER 2023**

Run Date :

30-OCT-23

Heads of Account	Current	Progressive
	Amount	Amount
C ECONOMIC SERVICES		
(e) Energy		
2801 Power		1,50,00,00,000
Total (e) Energy		1,50,00,00,000
(f) Industry and Minerals		
2851 Village and Small Industries	6,88,31,667	41,31,52,908
2852 Industries	1,06,74,189	8,08,93,640
2853 Non-ferrous Mining and Metallurgical Industries	28,10,54,178	58,54,67,835
Total (f) Industry and Minerals	36,05,60,034	1,07,95,14,383
(g) Transport		
3054 Roads and Bridges	28,22,54,625	1,37,57,01,389
Total (g) Transport	28,22,54,625	1,37,57,01,389
(i) Science Technology and Environment		
3425 Other Scientific Research	5,65,954	33,51,216
Total (i) Science Technology and Environment	5,65,954	33,51,216
(j) General Economic Services		
3451 Secretariat-Economic Services	70,08,72,113	2,33,06,88,660
3452 Tourism	65,07,368	10,93,01,265
3454 Census Survey and Statistics	1,87,48,245	10,37,37,023
3456 Civil Supplies	5,84,91,620	49,76,95,592
3475 Other General Economic Services	56,07,365	3,31,22,281
Total (j) General Economic Services	79,02,26,711	3,07,45,44,821
Total C ECONOMIC SERVICES	2,35,25,82,143	18,95,99,43,692
Total-A.B.C. (Expenditure Heads-Revenue Account)	12,01,40,11,158	65,69,51,47,381

**CIVIL ACCOUNTS
OF THE STATE OF MEGHALAYA
FOR SEPTEMBER 2023**

Run Date :

30-OCT-23

Heads of Account	Current	Progressive
	Amount	Amount
(Expenditure Heads-Capital Account)		
A Capital Accounts of General Services		
4055 Capital Outlay on Police		54,04,091
4058 Capital Outlay on Stationery and Printing	36,93,896	36,93,896
4059 Capital Outlay on Public Works	4,12,00,000	19,45,60,172
Total	4,48,93,896	20,36,58,159
Total A Capital Accounts of General Services	4,48,93,896	20,36,58,159
B Capital Account of Social Services		
(a) Capital Account of Education, Sports, Art and Culture		
4202 Capital Outlay on Education, Sports, Art and Culture	7,48,53,067	12,48,53,067
Total (a) Capital Account of Education, Sports, Art and Culture	7,48,53,067	12,48,53,067
(b) Capital Account of Health and Family Welfare		
4210 Capital Outlay on Medical and Public Health	15,68,00,000	26,91,19,531
Total (b) Capital Account of Health and Family Welfare	15,68,00,000	26,91,19,531
(c) Capital Account of Water Supply, Sanitation, Housing and Urban Development		
4215 Capital Outlay on Water Supply and Sanitation	23,36,55,720	87,14,87,331
4216 Capital Outlay on Housing	5,23,00,000	5,23,00,000
4217 Capital Outlay on Urban Development	75,20,00,000	1,69,45,60,000
Total (c) Capital Account of Water Supply, Sanitation, Housing and Urban Development	1,03,79,55,720	2,61,83,47,331
(g) Capital Account of Social Welfare and Nutrition		
4235 Capital Outlay on Social Security and Welfare		82,42,440
Total (g) Capital Account of Social Welfare and Nutrition		82,42,440
Total B Capital Account of Social Services	1,26,96,08,787	3,02,05,62,369
C Capital Account of Economic Services		
(a) Capital Account of Agriculture and Allied Activities		
4425 Capital Outlay on Co-operation		21,00,000
Total (a) Capital Account of Agriculture and Allied Activities		21,00,000
(d) Capital Account of Irrigation and Flood Control		
4702 Capital Outlay on Minor Irrigation	5,07,98,375	6,98,44,710
Total (d) Capital Account of Irrigation and Flood Control	5,07,98,375	6,98,44,710
(e) Capital Account of Energy		

**CIVIL ACCOUNTS
OF THE STATE OF MEGHALAYA
FOR SEPTEMBER 2023**

Run Date :

30-OCT-23

Heads of Account	Current	Progressive
	Amount	Amount
C Capital Account of Economic Services		
(e) Capital Account of Energy		
4801 Capital Outlay on Power Projects	1,79,98,33,000	3,27,10,03,000
Total (e) Capital Account of Energy	1,79,98,33,000	3,27,10,03,000
(g) Capital Account of Transport		
5054 Capital Outlay on Roads and Bridges	44,38,26,217	5,83,36,54,570
Total (g) Capital Account of Transport	44,38,26,217	5,83,36,54,570
(j) Capital Account of General Economic Services		
5475 Capital Outlay on Other General Economic Services	4,24,85,00,000	6,84,85,00,000
Total (j) Capital Account of General Economic Services	4,24,85,00,000	6,84,85,00,000
Total C Capital Account of Economic Services	6,54,29,57,592	16,02,51,02,280
Total-Expenditure Heads-Capital Account	7,85,74,60,275	19,24,93,22,808
Total - Expenditure.(Rev. & Cap.)C.O.	19,87,14,71,433	84,94,44,70,189

**CIVIL ACCOUNTS OF THE STATE OF MEGHALAYA
FOR SEPTEMBER 2023**

Run Date 30/10/2023

Heads of Account	Receipt		Payment		
	Current	Progressive	Current	Progressive	
PART III-PUBLIC ACCOUNT					
E Public Debt					
6003	Internal Debt of the State Government	1,02,78,60,900	20,24,41,07,382	2,00,72,27,000	15,13,58,79,682
6004	Loans and Advances from the Central Government	93,47,000	5,06,33,53,000	2,40,48,585	9,61,78,098
Total E Public Debt		1,03,72,07,900	25,30,74,60,382	2,03,12,75,585	15,23,20,57,780
F Loans and Advances					
(a) Loans for Social Services					
6216	Loans for Housing	26,085	1,35,358		
Total (a) Loans for Social Services		26,085	1,35,358		
(b) Loans for Economic Services					
(i) Agricultural and Allied Activities					
6425	Loans for Cooperation	16,934	19,934		
Total (i) Agricultural and Allied Activities		16,934	19,934		
Total (b) Loans for Economic Services		16,934	19,934		
(c) Loans to Government Servants					
7610	Loans to Government Servants etc	2,31,93,111	13,56,04,758		15,60,000
Total (c) Loans to Government Servants		2,31,93,111	13,56,04,758		15,60,000
Total F Loans and Advances		2,32,36,130	13,57,60,050		15,60,000
Total - E & F C.O.		1,06,04,44,030	25,44,32,20,432	2,03,12,75,585	15,23,36,17,780
Total- Rev. Head + E & F		11,36,89,43,623	96,97,03,61,374	21,90,27,47,018	1,00,17,80,87,970
Total-Part I Consolidated Fund		11,36,89,43,623	96,97,03,61,374	21,90,27,47,018	1,00,17,80,87,970
PART III-PUBLIC ACCOUNT					
NULL (RESERVED FOR 8000)					
8000	Contingency Fund			51,94,25,896	1,19,43,69,335
Total NULL (RESERVED FOR 8000)				51,94,25,896	1,19,43,69,335
Total-Consolidated and Contingency Fund		11,36,89,43,623	96,97,03,61,374	22,42,21,72,914	1,01,37,24,57,305

**CIVIL ACCOUNTS OF THE STATE OF MEGHALAYA
FOR SEPTEMBER 2023**

Run Date 30/10/2023

Heads of Account	Receipt		Payment	
	Current	Progressive	Current	Progressive
PART III-PUBLIC ACCOUNT				
I Small Savings , Provident Funds, etc.				
(b) State Provident Funds				
8009 State Provident Funds	27,11,23,074	1,63,06,63,807	36,29,57,622	2,08,07,09,273
Total (b) State Provident Funds	27,11,23,074	1,63,06,63,807	36,29,57,622	2,08,07,09,273
Total I Small Savings , Provident Funds, etc.	27,11,23,074	1,63,06,63,807	36,29,57,622	2,08,07,09,273
J Reserve Fund				
(b) Reserve Funds not bearing Interest				
8222 Sinking Funds	24,75,549	1,29,84,517	24,43,809	93,58,525
8235 General and Other Reserve Funds	1,70,439	5,17,498	1,70,439	5,17,498
Total (b) Reserve Funds not bearing Interest	26,45,988	1,35,02,015	26,14,248	98,76,023
Total J Reserve Fund	26,45,988	1,35,02,015	26,14,248	98,76,023
K. Deposit and Advances				
(a) Deposits bearing Interest				
8342 Other Deposits	18,16,98,825	1,06,63,99,673	17,82,68,280	1,06,38,30,684
Total (a) Deposits bearing Interest	18,16,98,825	1,06,63,99,673	17,82,68,280	1,06,38,30,684
(b) Deposits not bearing Interest				
8443 Civil Deposits	5,18,56,84,323	6,97,38,81,244	43,92,34,356	2,94,71,64,144
8449 Other Deposits	12,41,047	80,13,519	13,42,433	81,33,405
Total (b) Deposits not bearing Interest	5,18,69,25,370	6,98,18,94,763	44,05,76,789	2,95,52,97,549
(c) Advances				
8550 Civil Advances	14,42,08,924	30,21,01,079	14,42,08,924	30,21,01,079
Total (c) Advances	14,42,08,924	30,21,01,079	14,42,08,924	30,21,01,079
Total K. Deposit and Advances	5,51,28,33,119	8,35,03,95,515	76,30,53,993	4,32,12,29,312
L. Suspense and Miscellaneous				
(b) Suspense				
8658 Suspense Accounts	5,39,96,565	-22,84,55,020	1,94,03,157	-4,77,52,009
Total (b) Suspense	5,39,96,565	-22,84,55,020	1,94,03,157	-4,77,52,009
(c) Other Accounts				
8671 Departmental Balances	20	7,26,50,928	5,345	7,26,56,213
8673 Cash Balance Investment Account	13,70,39,00,000	64,49,93,00,000	6,82,69,00,000	63,70,01,00,000
8675 Deposits with Reserve Bank	49,13,72,60,006	3,16,86,58,62,859	49,13,72,60,006	3,16,86,58,62,859
Total (c) Other Accounts	62,84,11,60,026	3,81,43,78,13,787	55,96,41,65,351	3,80,63,86,19,072

**CIVIL ACCOUNTS OF THE STATE OF MEGHALAYA
FOR SEPTEMBER 2023**

Run Date 30/10/2023

Heads of Account	Receipt		Payment	
	Current	Progressive	Current	Progressive
L. Suspense and Miscellaneous				
Total L. Suspense and Miscellaneous	62,89,51,56,591	3,81,20,93,58,767	55,98,35,68,508	3,80,59,08,67,063
M. Remittances				
(a) Money Orders, and other Remittances				
8782 Cash Remittances and adjustments between officers rendering accounts to the same Accounts Officer	2,37,04,65,370	13,33,01,30,591	2,55,36,33,224	13,06,03,21,765
Total (a) Money Orders, and other Remittances	2,37,04,65,370	13,33,01,30,591	2,55,36,33,224	13,06,03,21,765
(b) Inter- Government Adjustment Account				
8793 Inter-State Suspense Account			-1,96,622	55,49,629
Total (b) Inter- Government Adjustment Account			-1,96,622	55,49,629
Total M. Remittances	2,37,04,65,370	13,33,01,30,591	2,55,34,36,602	13,06,58,71,394
Total-Part III Public Accounts	71,05,22,24,142	4,04,53,40,50,695	59,66,56,30,973	4,00,06,85,53,065
Total - Consolidated/Contingency Fund & Public Account	82,42,11,67,765	5,01,50,44,12,069	82,08,78,03,887	5,01,44,10,10,370


Run Date: 31/10/2023


Certified that the Consolidated Abstract of the accounts of the Government completed and filed in my office and signed by me on the for the month of September 2023


2. Certified that the closing balance under head "Deposits with the Reserve Bank" as shown in my account is being reconciled with the balance shown in the statement of Reserve Bank Deposits received from the Central Accounts office Reserve Bank.


3. The General statement of Account is given below:-

Heads	Amount(As Per Accounts) Rs.	Amount(As Per R.B.I) Rs.
Opening Balance :	11,92,45,766.69	-37,53,06,720.52
Cash in Treasury :	6,99,61,057.00	0.00
Cash in Transit :	0.00	
Deposit with the Reserve Bank :	4,92,84,709.69	-37,53,06,720.52
Receipt of the month :	8242,11,67,764.81	2545,87,08,480.86
Total Receipt :	8254,04,13,531.50	2508,34,01,760.34
Disbursement of the month :	8208,78,03,886.75	2518,21,45,719.80
Closing Balance :	45,26,09,644.75	-9,87,43,959.46
Details of Closing Balance :		
Cash in Treasury :	6,99,61,057.00	.00
Cash in Transit :	.00	
Deposit with Reserve Bank :	38,26,48,587.75	-9,87,43,959.46
Total :	8254,04,13,531.50	2508,34,01,760.34


10/11/2023
Pr. Accountant General, (A&E)
Meghalaya, Shillong


10/11/2023
सह: लेखा अधिकारी
महालेखाकार का कार्यालय
मेघालय, शिलांग-793001,
Asstt. Accounts Officer
O/o the Accountant General (A&E)
Meghalaya, Shillong


10/11/23
वरिष्ठ लेखा अधिकारी
महालेखाकार का कार्यालय (ले. व. ह.)
मेघालय, शिलांग
Sr. Accounts Officer
O/o the Accountant General (A & E),
Meghalaya, Shillong


10/11/23
उप-महालेखाकार (लेखा)
Deputy Accountant General (A&E)
मेघालय, शिलांग
Meghalaya Shillong

Charman