

Run Date: 04 DEC 2023

Form No.  $\frac{AG}{A}$  125

# CIVIL ACCOUNTS

OF

THE STATE OF MEGHALAYA

FOR

OCTOBER 2023

## GENERAL STATEMENT OF ACCOUNTS

Head of Account	Current Month	Progressive
Part I - Consolidated Fund		
Total - Revenue Receipts :	9,92,58,12,678	81,45,29,53,620
Total - Expenditure met from Revenue :	14,27,58,88,886	79,97,10,36,267
Total - Capital Account Outside the Revenue Account :	1,14,68,92,759	20,39,62,15,567
Net Public Debt and Loans and Advances by the State Government	4,59,10,56,931	14,80,06,59,583
Inter State Settlement Account :		
Appropriation of Contingency Fund :		
Net Part I - Consolidated Fund :	-90,59,12,036	-4,11,36,38,631
Net Part II - Contingency Fund :	-12,50,60,740	-1,31,94,30,075
Net Part III - Public Account :	-4,62,07,812	4,41,92,89,818
Total - Transaction :	-1,07,71,80,588	-1,01,37,78,888
Opening Balance :	45,26,09,645	38,92,07,945
Closing Balance :	-62,45,70,943	-62,45,70,943

**CIVIL ACCOUNTS OF THE STATE OF MEGHALAYA  
FOR OCTOBER 2023**

Run Date :

01/12/2023

Heads of Accounts	Current	Progressive
Part I-Consolidated Fund-		
Receipt Heads (Revenue Account)		
A Tax Revenue		
(a) Goods and Services Tax		
0005 Central Goods and Services Tax	1,80,95,00,000	14,47,60,00,000
0006 State Goods and Services Tax (SGST)	1,28,04,37,667	9,79,75,45,222
Total (a) Goods and Services Tax :	3,08,99,37,667	24,27,35,45,222
(b) Taxes on Income and Expenditure		
0020 Corporation Tax	1,79,11,00,000	12,17,96,00,000
0021 Taxes on Income Other than Corporation Tax	1,74,25,00,000	11,84,91,00,000
0028 Other Taxes and Income and Expenditure	5,78,935	4,26,46,755
Total (b) Taxes on Income and Expenditure :	3,53,41,78,935	24,07,13,46,755
(c) Taxes on Property, Capital and Other Transactions		
0029 Land Revenue	35,08,058	3,86,10,959
0030 Stamps and Registration Fees	2,29,95,337	16,81,40,887
Total (c) Taxes on Property, Capital and Other Transactions :	2,65,03,395	20,67,51,846
(d) Taxes on Commodities and Services other than Goods and Services		
0037 Customs	17,75,00,000	1,42,00,00,000
0038 Union Excise Duties	7,44,00,000	59,51,00,000
0039 State Excise	39,87,14,044	2,40,28,47,953
0040 Taxes on Sales, Trade etc.	71,20,30,690	4,72,58,18,994
0041 Taxes on Vehicles	10,94,99,446	81,50,97,832
0042 Taxes on Goods and Passengers	1,23,51,428	8,02,78,744
0043 Taxes and Duties on Electricity	22,29,733	1,58,64,073
0044 Service Tax	11,00,000	88,00,000
0045 Other Taxes and Duties on Commodities and Services	15,81,060	1,35,25,757
Total (d) Taxes on Commodities and Services other than Goods and Service	1,48,94,06,401	10,07,73,33,353
Total A Tax Revenue :	8,14,00,26,398	58,62,89,77,176
B Non-Tax Revenue		
(b) Interest Receipts, Dividends and Profits		
0049 Interest Receipts	54,96,688	7,63,91,890
0050 Dividends and Profits		12,37,603

**CIVIL ACCOUNTS OF THE STATE OF MEGHALAYA  
FOR OCTOBER 2023**

Run Date :

01/12/2023

Heads of Accounts	Current	Progressive
B Non-Tax Revenue		
(b) Interest Receipts, Dividends and Profits		
Total (b) Interest Receipts, Dividends and Profits :	54,96,688	7,76,29,493
(c) Other Non-Tax Revenue		
(i) General Services		
0051 Public Service Commission	46,68,060	84,29,143
0055 Police	71,74,557	5,36,83,400
0056 Jails		35,000
0058 Stationery and Printing	31,682	2,82,691
0059 Public Works	1,29,41,656	11,88,44,605
0070 Other Administrative Services	20,15,036	2,43,43,257
0071 Contributions and Recoveries towards Pension and Other Retirement Benefits	54,984	61,39,547
0075 Miscellaneous General Services		8,49,089
Total(i) General Services :	2,68,85,975	21,26,06,732
(ii) Social Services		
0202 Education, Sports, Art and Culture	4,16,605	84,81,321
0210 Medical and Public Health	3,24,911	1,09,51,940
0215 Water Supply and Sanitation	41,76,442	3,78,25,567
0216 Housing	8,25,168	60,97,224
0217 Urban Development	2,000	3,77,351
0220 Information and Publicity	45,600	73,160
0230 Labour and Employment	59,34,071	2,07,40,101
0235 Social Security and Welfare		2,29,303
Total(ii) Social Services :	1,17,24,797	8,47,75,967
(iii) Economic Services		
0401 Crop Husbandry	8,96,480	1,82,52,874
0403 Animal Husbandry	12,82,429	1,07,64,804
0404 Dairy Development		1,81,100
0405 Fisheries	12,300	68,450

**CIVIL ACCOUNTS OF THE STATE OF MEGHALAYA  
FOR OCTOBER 2023**

Run Date :

01/12/2023

Heads of Accounts	Current	Progressive
B Non-Tax Revenue		
(c) Other Non-Tax Revenue		
(iii) Economic Services		
0406 Forestry and Wild Life	7,57,77,170	59,45,91,790
0425 Co-operation	64,194	4,55,987
0435 Other Agricultural Programmes	7,65,776	1,08,30,253
0515 Other Rural Development Programmes		36,000
0575 Other Special Areas Programmes		5,100
0702 Minor Irrigation	47,395	12,45,760
0801 Power		2,46,84,000
0851 Village and Small Industries	1,83,659	41,86,957
0853 Non-ferrous Mining and Metallurgical Industries	31,10,14,820	1,68,28,21,977
1055 Road Transport		2,52,651
1452 Tourism	32,000	2,00,42,259
1456 Civil Supplies	25,081	1,31,738
1475 Other General Economic Services	14,63,750	94,61,625
<hr/>		
Total(iii) Economic Services :	39,15,65,054	2,37,80,13,325
<hr/>		
Total (c) Other Non-Tax Revenue :	43,01,75,826	2,67,53,96,024
<hr/>		
Total B Non-Tax Revenue :	43,56,72,514	2,75,30,25,517
C Grants-in-Aid and Contributions		
1601 Grants-in-aid from Central Government	1,35,01,13,766	20,07,09,50,927
<hr/>		
Total :	1,35,01,13,766	20,07,09,50,927
<hr/>		
Total C Grants-in-Aid and Contributions :	1,35,01,13,766	20,07,09,50,927
<b>Total - Revenue Heads ( Revenue Account )</b>	<b>9,92,58,12,678</b>	<b>81,45,29,53,620</b>

**CIVIL ACCOUNTS  
OF THE STATE OF MEGHALAYA  
FOR OCTOBER 2023**

Run Date :

01-DEC-23

Heads of Account	Current	Progressive	
	Amount	Amount	
Expenditure Heads (Revenue Account)			
A GENERAL SERVICES			
(a) Organs of State			
2011	Parliament/State/Union Territory Legislatures	7,52,36,850	53,38,39,265
2012	President, Vice President/Governor, Administrator of Union Territories	1,16,31,933	8,15,12,172
2013	Council of Ministers	65,03,267	46,23,45,878
2014	Administration of Justice	7,70,23,201	51,25,32,832
2015	Elections	1,67,59,626	19,85,16,166
Total (a) Organs of State		18,71,54,877	1,78,87,46,313
(b) Fiscal Services			
(ii) Collection of Taxes on Property and Capital Transactions			
2029	Land Revenue	1,30,91,363	9,50,09,976
2030	Stamps and Registration	21,12,903	1,55,92,119
Total(ii) Collection of Taxes on Property and Capital Transactions		1,52,04,266	11,06,02,095
(iii) Collection of Taxes on Commodities and Services			
2039	State Excise	1,80,94,860	13,17,41,972
2040	Taxes on Sales, Trade etc.	2,57,52,920	17,38,68,109
2041	Taxes on Vehicles	2,19,56,260	23,46,14,779
2045	Other Taxes and Duties on Commodities and Services	30,22,763	1,22,37,332
Total(iii) Collection of Taxes on Commodities and Services		6,88,26,803	55,24,62,192
(iv) Other Fiscal Services			
2047	Other Fiscal Services	3,47,682	25,85,669
Total(iv) Other Fiscal Services		3,47,682	25,85,669
Total (b) Fiscal Services		8,43,78,751	66,56,49,956
(c) Interest payment and servicing of debt			
2049	Interest Payments	54,86,97,649	5,23,84,48,979
Total (c) Interest payment and servicing of debt		54,86,97,649	5,23,84,48,979
(d) Administrative Services			
2051	Public Service Commission	52,25,580	4,52,25,884
2052	Secretariat-General Services	9,35,09,489	63,44,55,787
2053	District Administration	5,73,45,951	38,36,62,954
2054	Treasury and Accounts Administration	3,85,42,417	35,76,66,267
2055	Police	94,29,51,639	5,86,97,48,409
2056	Jails	2,17,82,342	11,10,40,125

**CIVIL ACCOUNTS  
OF THE STATE OF MEGHALAYA  
FOR OCTOBER 2023**

Run Date :

01-DEC-23

Heads of Account	Current	Progressive
	Amount	Amount
<b>A GENERAL SERVICES</b>		
(d) Administrative Services		
2058 Stationery and Printing	3,46,97,181	22,42,88,691
2059 Public Works	34,84,45,111	1,59,73,69,681
2062 Vigilance	10,48,255	26,24,031
2070 Other Administrative Services, ETC.,	12,04,43,071	88,33,71,102
<b>Total (d) Administrative Services</b>	<b>1,66,39,91,036</b>	<b>10,10,94,52,931</b>
(e) Pensions and Miscellaneous General Services		
2071 Pensions and other Retirement Benefits	1,45,35,38,535	10,28,07,49,590
2075 Miscellaneous General Services	10,75,081	75,84,824
<b>Total (e) Pensions and Miscellaneous General Services</b>	<b>1,45,46,13,616</b>	<b>10,28,83,34,414</b>
<b>Total A GENERAL SERVICES</b>	<b>3,93,88,35,929</b>	<b>28,09,06,32,593</b>
<b>B SOCIAL SERVICES</b>		
(a) Education, Sports, Art and Culture		
2202 General Education	2,41,28,14,645	13,77,25,29,362
2203 Technical Education	1,54,07,307	11,68,14,084
2204 Sports and Youth Services	5,15,99,404	13,06,60,673
2205 Art and Culture	80,73,123	5,56,51,841
<b>Total (a) Education, Sports, Art and Culture</b>	<b>2,48,78,94,479</b>	<b>14,07,56,55,960</b>
(b) Health and Family Welfare		
2210 Medical and Public Health	1,24,63,55,936	7,21,31,95,062
2211 Family Welfare	6,23,61,106	42,64,96,467
<b>Total (b) Health and Family Welfare</b>	<b>1,30,87,17,042</b>	<b>7,63,96,91,529</b>
(c) Water Supply, Sanitation, Housing and Urban Development		
2215 Water Supply and Sanitation	14,90,37,013	1,96,89,90,710
2216 Housing	33,22,59,567	50,09,38,294
2217 Urban Development	3,66,14,029	29,29,80,414
<b>Total (c) Water Supply, Sanitation, Housing and Urban Development</b>	<b>51,79,10,609</b>	<b>2,76,29,09,418</b>
(d) Information and Broadcasting		
2220 Information and Publicity	1,61,85,969	10,99,92,377
<b>Total (d) Information and Broadcasting</b>	<b>1,61,85,969</b>	<b>10,99,92,377</b>
(f) Labour and Labour Welfare		
2230 Labour Employment and Skill Development	3,57,34,269	33,85,89,401
<b>Total (f) Labour and Labour Welfare</b>	<b>3,57,34,269</b>	<b>33,85,89,401</b>
(g) Social Welfare and Nutrition		



**CIVIL ACCOUNTS  
OF THE STATE OF MEGHALAYA  
FOR OCTOBER 2023**

Run Date :

01-DEC-23

Heads of Account	Current	Progressive
	Amount	Amount
<b>B SOCIAL SERVICES</b>		
(g) Social Welfare and Nutrition		
2235 Social Security and Welfare	-4,10,95,158	1,34,82,79,539
2236 Nutrition	1,37,840	48,92,84,339
2245 Relief on account of Natural Calamities	17,43,919	8,15,56,896
<b>Total (g) Social Welfare and Nutrition</b>	<b>-3,92,13,399</b>	<b>1,91,91,20,774</b>
(h) Others		
2251 Secretariat-Social Services	1,07,69,873	7,54,46,408
<b>Total (h) Others</b>	<b>1,07,69,873</b>	<b>7,54,46,408</b>
<b>Total B SOCIAL SERVICES</b>	<b>4,33,79,98,842</b>	<b>26,92,14,05,867</b>
<b>C ECONOMIC SERVICES</b>		
(a) Agriculture and Allied Activities		
2401 Crop Husbandry	12,48,21,012	74,30,56,567
2402 Soil and Water Conservation	9,81,87,624	72,54,15,951
2403 Animal Husbandry	17,64,50,101	72,87,02,917
2404 Dairy Development	1,47,87,856	7,29,45,807
2405 Fisheries	1,62,62,998	18,67,41,319
2406 Forestry and Wild Life	16,01,49,678	91,94,95,334
2415 Agricultural Research and Education	2,32,19,455	15,79,54,667
2425 Co-operation	2,14,01,276	16,41,48,476
2435 Other Agricultural Programmes	3,22,93,293	7,74,31,842
<b>Total (a) Agriculture and Allied Activities</b>	<b>66,75,73,293</b>	<b>3,77,58,92,880</b>
(b) Rural Development		
2501 Special Programmes for Rural Development	57,71,42,776	1,04,73,70,554
2505 Rural Employment	1,47,73,54,337	9,03,41,28,347
2515 Other Rural Development Programmes	16,66,79,193	63,33,80,511
<b>Total (b) Rural Development</b>	<b>2,22,11,76,306</b>	<b>10,71,48,79,412</b>
(c) Special Areas Programmes		
2552 North Eastern Areas	1,59,86,700	1,59,86,700
2575 Other Special Area Programmes	58,32,819	3,90,20,462
<b>Total (c) Special Areas Programmes</b>	<b>2,18,19,519</b>	<b>5,50,07,162</b>
(d) Irrigation and Flood Control		
2702 Minor Irrigation	5,64,40,146	34,60,51,232
2711 Flood Control and Drainage	1,33,41,461	1,53,51,922
<b>Total (d) Irrigation and Flood Control</b>	<b>6,97,81,607</b>	<b>36,14,03,154</b>
(e) Energy		

**CIVIL ACCOUNTS  
OF THE STATE OF MEGHALAYA  
FOR OCTOBER 2023**

Run Date :

01-DEC-23

Heads of Account	Current	Progressive
	Amount	Amount
<b>C ECONOMIC SERVICES</b>		
<b>(e) Energy</b>		
2801 Power	70,06,00,000	2,20,06,00,000
<b>Total (e) Energy</b>	<b>70,06,00,000</b>	<b>2,20,06,00,000</b>
<b>(f) Industry and Minerals</b>		
2851 Village and Small Industries	6,24,81,762	47,56,34,670
2852 Industries	1,00,07,721	9,09,01,361
2853 Non-ferrous Mining and Metallurgical Industries	1,30,53,317	59,85,21,152
<b>Total (f) Industry and Minerals</b>	<b>8,55,42,800</b>	<b>1,16,50,57,183</b>
<b>(g) Transport</b>		
3054 Roads and Bridges	75,86,70,038	2,13,43,71,427
<b>Total (g) Transport</b>	<b>75,86,70,038</b>	<b>2,13,43,71,427</b>
<b>(i) Science Technology and Environment</b>		
3425 Other Scientific Research	5,66,954	39,18,170
<b>Total (i) Science Technology and Environment</b>	<b>5,66,954</b>	<b>39,18,170</b>
<b>(j) General Economic Services</b>		
3451 Secretariat-Economic Services	1,39,48,25,802	3,72,55,14,462
3452 Tourism	3,93,14,892	14,86,16,157
3454 Census Survey and Statistics	1,65,90,885	12,03,27,908
3456 Civil Supplies	1,67,04,782	51,44,00,374
3475 Other General Economic Services	58,87,237	3,90,09,518
<b>Total (j) General Economic Services</b>	<b>1,47,33,23,598</b>	<b>4,54,78,68,419</b>
<b>Total C ECONOMIC SERVICES</b>	<b>5,99,90,54,115</b>	<b>24,95,89,97,807</b>
Total-A.B.C. (Expenditure Heads-Revenue Account)	14,27,58,88,886	79,97,10,36,267



**CIVIL ACCOUNTS  
OF THE STATE OF MEGHALAYA  
FOR OCTOBER 2023**

Run Date :

01-DEC-23

Heads of Account	Current	Progressive
	Amount	Amount
(Expenditure Heads-Capital Account)		
A Capital Accounts of General Services		
4055 Capital Outlay on Police	1,75,58,000	2,29,62,091
4058 Capital Outlay on Stationery and Printing		36,93,896
4059 Capital Outlay on Public Works	88,16,509	20,33,76,681
Total	2,63,74,509	23,00,32,668
<b>Total A Capital Accounts of General Services</b>	<b>2,63,74,509</b>	<b>23,00,32,668</b>
B Capital Account of Social Services		
(a) Capital Account of Education, Sports, Art and Culture		
4202 Capital Outlay on Education, Sports, Art and Culture	42,11,50,210	54,60,03,277
Total (a) Capital Account of Education, Sports, Art and Culture	42,11,50,210	54,60,03,277
(b) Capital Account of Health and Family Welfare		
4210 Capital Outlay on Medical and Public Health	9,29,29,718	36,20,49,249
Total (b) Capital Account of Health and Family Welfare	9,29,29,718	36,20,49,249
(c) Capital Account of Water Supply, Sanitation, Housing and Urban Development		
4215 Capital Outlay on Water Supply and Sanitation	3,23,38,760	90,38,26,091
4216 Capital Outlay on Housing	1,15,45,208	6,38,45,208
4217 Capital Outlay on Urban Development		1,69,45,60,000
Total (c) Capital Account of Water Supply, Sanitation, Housing and Urban Development	4,38,83,968	2,66,22,31,299
(g) Capital Account of Social Welfare and Nutrition		
4235 Capital Outlay on Social Security and Welfare		82,42,440
Total (g) Capital Account of Social Welfare and Nutrition		82,42,440
<b>Total B Capital Account of Social Services</b>	<b>55,79,63,896</b>	<b>3,57,85,26,265</b>
C Capital Account of Economic Services		
(a) Capital Account of Agriculture and Allied Activities		
4408 Capital Outlay on Food Storage and Warehousing	51,99,857	51,99,857
4425 Capital Outlay on Co-operation	9,00,000	30,00,000
Total (a) Capital Account of Agriculture and Allied Activities	60,99,857	81,99,857
(d) Capital Account of Irrigation and Flood Control		
4702 Capital Outlay on Minor Irrigation	90,850	6,99,35,560
Total (d) Capital Account of Irrigation and Flood		

**CIVIL ACCOUNTS  
OF THE STATE OF MEGHALAYA  
FOR OCTOBER 2023**

Run Date :

01-DEC-23

Heads of Account	Current	Progressive
	Amount	Amount
C Capital Account of Economic Services		
(d) Capital Account of Irrigation and Flood Control		
Control	90,850	6,99,35,560
(e) Capital Account of Energy		
4801 Capital Outlay on Power Projects		3,27,10,03,000
Total (e) Capital Account of Energy		3,27,10,03,000
(g) Capital Account of Transport		
5054 Capital Outlay on Roads and Bridges	25,63,63,647	6,09,00,18,217
Total (g) Capital Account of Transport	25,63,63,647	6,09,00,18,217
(j) Capital Account of General Economic Services		
5475 Capital Outlay on Other General Economic Services	30,00,00,000	7,14,85,00,000
Total (j) Capital Account of General Economic Services	30,00,00,000	7,14,85,00,000
<b>Total C Capital Account of Economic Services</b>	<b>56,25,54,354</b>	<b>16,58,76,56,634</b>
Total-Expenditure Heads-Capital Account	1,14,68,92,759	20,39,62,15,567
Total - Expenditure.(Rev. & Cap.)C.O.	15,42,27,81,645	1,00,36,72,51,834

**CIVIL ACCOUNTS OF THE STATE OF MEGHALAYA  
FOR OCTOBER 2023**

Run Date 01/12/2023

Heads of Account		Receipt		Payment	
		Current	Progressive	Current	Progressive
<b>PART III-PUBLIC ACCOUNT</b>					
E Public Debt					
6003	Internal Debt of the State Government	12,38,05,62,395	32,62,46,69,777	7,79,63,00,695	22,93,21,80,377
6004	Loans and Advances from the Central Government	1,17,78,000	5,07,51,31,000	2,77,40,001	12,39,18,099
Total E Public Debt		12,39,23,40,395	37,69,98,00,777	7,82,40,40,696	23,05,60,98,476
F Loans and Advances					
(a) Loans for Social Services					
6216	Loans for Housing	37,000	1,72,358		
Total (a) Loans for Social Services		37,000	1,72,358		
(b) Loans for Economic Services					
(i) Agricultural and Allied Activities					
6425	Loans for Cooperation		19,934		
Total (i) Agricultural and Allied Activities			19,934		
Total (b) Loans for Economic Services			19,934		
(c) Loans to Government Servants					
7610	Loans to Government Servants etc	2,27,20,232	15,83,24,990		15,60,000
Total (c) Loans to Government Servants		2,27,20,232	15,83,24,990		15,60,000
Total F Loans and Advances		2,27,57,232	15,85,17,282		15,60,000
Total - E & F C.O.		12,41,50,97,627	37,85,83,18,059	7,82,40,40,696	23,05,76,58,476
Total- Rev. Head + E & F		22,34,09,10,305	1,19,31,12,71,679	23,24,68,22,341	1,23,42,49,10,310
<b>Total-Part I Consolidated Fund</b>		<b>22,34,09,10,305</b>	<b>1,19,31,12,71,679</b>	<b>23,24,68,22,341</b>	<b>1,23,42,49,10,310</b>
<b>PART III-PUBLIC ACCOUNT</b>					
NULL (RESERVED FOR 8000)					
8000	Contingency Fund			12,50,60,740	1,31,94,30,075
Total NULL (RESERVED FOR 8000)				12,50,60,740	1,31,94,30,075
<b>Total-Consolidated and Contingency Fund</b>		<b>22,34,09,10,305</b>	<b>1,19,31,12,71,679</b>	<b>23,37,18,83,081</b>	<b>1,24,74,43,40,385</b>

**CIVIL ACCOUNTS OF THE STATE OF MEGHALAYA  
FOR OCTOBER 2023**

Run Date 01/12/2023

Heads of Account	Receipt		Payment	
	Current	Progressive	Current	Progressive
<b>PART III-PUBLIC ACCOUNT</b>				
<b>I Small Savings , Provident Funds, etc.</b>				
<b>(b) State Provident Funds</b>				
8009 State Provident Funds	26,98,89,567	1,90,05,53,374	33,97,64,651	2,42,04,73,924
Total (b) State Provident Funds	26,98,89,567	1,90,05,53,374	33,97,64,651	2,42,04,73,924
Total I Small Savings , Provident Funds, etc.	26,98,89,567	1,90,05,53,374	33,97,64,651	2,42,04,73,924
<b>J Reserve Fund</b>				
<b>(b) Reserve Funds not bearing Interest</b>				
8222 Sinking Funds	7,42,828	1,37,27,345	7,42,828	1,01,01,353
8235 General and Other Reserve Funds	18,576	5,36,075	18,576	5,36,075
Total (b) Reserve Funds not bearing Interest	7,61,404	1,42,63,420	7,61,404	1,06,37,428
Total J Reserve Fund	7,61,404	1,42,63,420	7,61,404	1,06,37,428
<b>K. Deposit and Advances</b>				
<b>(a) Deposits bearing Interest</b>				
8342 Other Deposits	18,14,09,045	1,24,78,08,718	18,47,15,743	1,24,85,46,427
Total (a) Deposits bearing Interest	18,14,09,045	1,24,78,08,718	18,47,15,743	1,24,85,46,427
<b>(b) Deposits not bearing Interest</b>				
8443 Civil Deposits	25,80,64,993	7,23,19,46,237	33,95,46,883	3,28,67,11,027
8449 Other Deposits	10,81,954	90,95,473	12,41,047	93,74,452
Total (b) Deposits not bearing Interest	25,91,46,947	7,24,10,41,710	34,07,87,930	3,29,60,85,479
<b>(c) Advances</b>				
8550 Civil Advances	6,40,00,714	36,61,01,793	6,40,00,714	36,61,01,793
Total (c) Advances	6,40,00,714	36,61,01,793	6,40,00,714	36,61,01,793
Total K. Deposit and Advances	50,45,56,706	8,85,49,52,221	58,95,04,387	4,91,07,33,699
<b>L. Suspense and Miscellaneous</b>				
<b>(b) Suspense</b>				
8658 Suspense Accounts	44,95,795	-22,39,59,225	7,39,77,744	2,62,25,735
Total (b) Suspense	44,95,795	-22,39,59,225	7,39,77,744	2,62,25,735
<b>(c) Other Accounts</b>				
8671 Departmental Balances	5,771	7,26,56,699		7,26,56,213
8673 Cash Balance Investment Account		64,49,93,00,000		63,70,01,00,000
8675 Deposits with Reserve Bank	44,72,10,43,530	3,61,58,69,06,389	44,72,10,43,530	3,61,58,69,06,389
Total (c) Other Accounts	44,72,10,49,301	4,26,15,88,63,088	44,72,10,43,530	4,25,35,96,62,602

**CIVIL ACCOUNTS OF THE STATE OF MEGHALAYA  
FOR OCTOBER 2023**

Run Date 01/12/2023

Heads of Account	Receipt		Payment	
	Current	Progressive	Current	Progressive
L. Suspense and Miscellaneous				
Total L. Suspense and Miscellaneous	44,72,55,45,096	4,25,93,49,03,863	44,79,50,21,274	4,25,38,58,88,337
M. Remittances				
(a) Money Orders, and other Remittances				
8782 Cash Remittances and adjustments between officers rendering accounts to the same Accounts Officer	1,93,25,85,293	15,26,27,15,884	1,75,93,04,594	14,81,96,26,359
Total (a) Money Orders, and other Remittances	1,93,25,85,293	15,26,27,15,884	1,75,93,04,594	14,81,96,26,359
(b) Inter- Government Adjustment Account				
8793 Inter-State Suspense Account			-48,10,432	7,39,197
Total (b) Inter- Government Adjustment Account			-48,10,432	7,39,197
Total M. Remittances	1,93,25,85,293	15,26,27,15,884	1,75,44,94,162	14,82,03,65,556
<b>Total-Part III Public Accounts</b>	<b>47,43,33,38,066</b>	<b>4,51,96,73,88,762</b>	<b>47,47,95,45,878</b>	<b>4,47,54,80,98,944</b>
<b>Total - Consolidated/Contingency Fund &amp; Public Account</b>	<b>69,77,42,48,371</b>	<b>5,71,27,86,60,441</b>	<b>70,85,14,28,959</b>	<b>5,72,29,24,39,329</b>




Run Date: 04/12/2023


Certified that the Consolidated Abstract of the accounts of the Government for the month of October 2023 completed and filed in my office and signed by me on the .....


2. Certified that the closing balance under head "Deposits with the Reserve Bank" as shown in my account is being reconciled with the balance shown in the statement of Reserve Bank Deposits received from the Central Accounts office Reserve Bank.


3. The General statement of Account is given below:-

Heads	Amount(As Per Accounts) Rs.	Amount(As Per R.B.I) Rs.
Opening Balance :	45,26,09,644.75	-9,87,43,959.46
Cash in Treasury :	6,99,61,057.00	0.00
Cash in Transit :	0.00	
Deposit with the Reserve Bank :	38,26,48,587.75	-9,87,43,959.46
Receipt of the month :	6977,42,48,371.16	2268,00,73,306.70
Total Receipt :	7022,68,58,015.91	2258,13,29,347.24
Disbursement of the month :	7085,14,28,959.40	2373,93,74,368.94
Closing Balance :	-62,45,70,943.49	-115,80,45,021.70
Details of Closing Balance :		
Cash in Treasury :	6,99,61,057.00	.00
Cash in Transit :	.00	
Deposit with Reserve Bank :	-69,45,32,000.49	-115,80,45,021.70
Total :	7022,68,58,015.91	2258,13,29,347.24

  
05/12/2023  
Pr. Accountant General, (A&E)  
Meghalaya, Shillong

  
04/12/2023  
सह: लेखा अधिकारी  
हालेखाकार का कार्यालय (ले. व. ह.),  
मेघालय, शिलांग-793001  
Asstt. Accounts Officer  
Pr. Accountant General (A&E).

  
05/12/2023  
वरिष्ठ लेखा अधिकारी  
महालेखाकार का कार्यालय (ले. व. ह.)  
मेघालय, शिलांग  
Sr. Accounts Officer  
O/o the Accountant General (A & E),  
Meghalaya, Shillong

  
04/12/23  
उप- महालेखाकार (लेखा)  
Deputy Accountant General  
Meghalaya, Shillong.