

**CIVIL ACCOUNTS**Form No.  $\frac{AG}{A}$  125

OF

**THE STATE OF MEGHALAYA**

FOR

NOVEMBER 2020

**GENERAL STATEMENT OF ACCOUNTS**

<b>Head of Account</b>	<b>Current Month</b>	<b>Progressive</b>
Part I - Consolidated Fund		
Total - Revenue Receipts :	7,90,69,90,043	57,05,70,50,631
Total - Expenditure met from Revenue :	9,13,48,63,115	62,37,43,61,123
Total - Capital Account Outside the Revenue Account :	52,92,31,816	5,75,25,60,371
Net Public Debt and Loans and Advances by the State Government	-38,25,37,839	10,36,07,82,649
Inter State Settlement Account :		
Appropriation of Contingency Fund :		
Net Part I - Consolidated Fund :	-2,13,96,42,727	-70,90,88,214
Net Part II - Contingency Fund :	-2,25,22,289	-1,24,60,47,656
Net Part III - Public Account :	58,12,69,948	3,93,65,19,901
Total - Transaction :	-1,58,08,95,068	1,98,13,84,031
Opening Balance :	1,59,85,51,496	-1,96,37,27,603
Closing Balance :	1,76,56,428	1,76,56,428

**CIVIL ACCOUNTS OF THE STATE OF MEGHALAYA  
FOR NOVEMBER 2020**

Run Date :

28/12/2020

Heads of Accounts	Current	Progressive
Part I-Consolidated Fund-		
Receipt Heads (Revenue Account)		
A. Tax Revenue		
(a) Goods and Services Tax		
0005 Central Goods and Services Tax (CGST)	95,00,00,000	8,32,52,00,000
0006 State Goods and Services Tax (SGST)	28,53,10,799	3,07,35,66,064
Total (a) Goods and Services Tax :	1,23,53,10,799	11,39,87,66,064
(b) Taxes on Income and Expenditure		
0020 Corporation Tax	80,36,00,000	7,26,28,00,000
0021 Taxes on Income Other than Corporation Tax	78,93,00,000	7,20,48,00,000
0028 Other Taxes on Income and Expenditure	3,32,280	4,02,46,197
Total (b) Taxes on Income and Expenditure :	1,59,32,32,280	14,50,78,46,197
(c) Taxes on Property, Capital and Other Transactions		
0029 Land Revenue	21,88,854	19,42,51,145
0030 Stamps and Registration Fees	3,59,24,641	11,10,88,970
Total (c) Taxes on Property, Capital and Other Transactions :	3,81,13,495	30,53,40,115
(d) Taxes on Commodities and Services other than Goods and Services		
0037 Customs	18,72,00,000	1,72,58,00,000
0038 Union Excise Duties	11,59,00,000	1,04,52,00,000
0039 State Excise	37,02,43,058	2,23,48,36,440
0040 Taxes on Sales, Trade etc.	13,90,79,542	3,99,21,19,419
0041 Taxes on Vehicles	1,70,93,137	37,40,85,591
0042 Taxes on Goods and Passengers	18,81,794	4,53,63,947
0043 Taxes and Duties on Electricity	11,51,707	83,10,888
0044 Service Tax	23,00,000	1,84,00,000
0045 Other Taxes and Duties on Commodities and Services	8,29,500	53,65,425
Total (d) Taxes on Commodities and Services other than Goods and Service	83,56,78,738	9,44,94,81,710
Total A. Tax Revenue :	3,70,23,35,312	35,66,14,34,086
B. Non-Tax Revenue		
(b) Interest Receipts, Dividends and Profits		
0049 Interest Receipts	1,34,10,492	7,10,49,419
0050 Dividends and Profits	10,903	10,903

Heads of Accounts	Current	Progressive
B. Non-Tax Revenue		
(b) Interest Receipts, Dividends and Profits		
Total (b) Interest Receipts, Dividends and Profits :	1,34,21,395	7,10,60,322
(c) Other Non-Tax Revenue		
(i) General Services		
0051 Public Service Commission	6,270	33,810
0055 Police	58,56,448	4,74,29,436
0058 Stationery and Printing	26,848	2,50,535
0059 Public Works	12,41,592	2,58,97,657
0070 Other Administrative Services	10,65,502	25,97,65,005
0071 Contributions and Recoveries towards Pension and Other Retirement Benefits	12,60,735	1,01,01,040
0075 Miscellaneous General Services		34,44,573
Total(i) General Services :	94,57,395	34,69,22,056
(ii) Social Services		
0202 Education, Sports, Art and Culture	43,87,881	61,01,115
0210 Medical and Public Health	16,78,710	2,06,79,809
0215 Water Supply and Sanitation	38,18,844	3,56,72,772
0216 Housing	3,35,092	23,05,715
0217 Urban Development	1,18,350	3,83,065
0220 Information and Publicity	57,520	82,760
0230 Labour and Employment	74,98,162	2,47,15,569
0235 Social Security and Welfare		1,19,070
Total(ii) Social Services :	1,78,94,559	9,00,59,875
(iii) Economic Services		
0401 Crop Husbandry	18,18,246	1,57,22,506
0403 Animal Husbandry	15,38,282	1,27,85,517
0404 Dairy Development		2,39,320
0405 Fisheries		33,050
0406 Forestry and Wild Life	7,95,56,949	42,99,42,001

**CIVIL ACCOUNTS OF THE STATE OF MEGHALAYA  
FOR NOVEMBER 2020**

Run Date :

28/12/2020

Heads of Accounts	Current	Progressive
B. Non-Tax Revenue		
(c) Other Non-Tax Revenue		
(iii) Economic Services		
0425 Co-operation	40,936	1,74,094
0435 Other Agricultural Programmes	2,17,028	19,76,745
0515 Other Rural Development Programmes		92,60,010
0575 Other Special Areas Programmes		30,850
0702 Minor Irrigation	54,710	14,86,950
0801 Power		17,12,500
0802 Petroleum	525	525
0851 Village and Small Industries	6,91,740	35,57,134
0853 Non-ferrous Mining and Metallurgical Industries	25,94,10,356	1,15,30,44,790
1452 Tourism		82,700
1456 Civil Supplies	79,292	1,96,337
1475 Other General Economic Services	14,26,790	63,69,081
<hr style="border-top: 1px dotted black;"/>		
Total(iii) Economic Services :	34,48,34,854	1,63,66,14,110
<hr style="border-top: 1px dotted black;"/>		
Total (c) Other Non-Tax Revenue :	37,21,86,808	2,07,35,96,041
<hr style="border-top: 1px dotted black;"/>		
Total B. Non-Tax Revenue :	38,56,08,203	2,14,46,56,363
C.Grants-in-Aid and Contributions		
1601 Grants-in-aid from Central Government	3,81,90,46,528	19,25,09,60,182
<hr style="border-top: 1px dotted black;"/>		
Total :	3,81,90,46,528	19,25,09,60,182
<hr style="border-top: 1px dotted black;"/>		
Total C.Grants-in-Aid and Contributions :	3,81,90,46,528	19,25,09,60,182
<hr style="border-top: 1px dotted black;"/>		
<b>Total - Revenue Heads ( Revenue Account )</b>	<b>7,90,69,90,043</b>	<b>57,05,70,50,631</b>

**CIVIL ACCOUNTS  
OF THE STATE OF MEGHALAYA  
FOR NOVEMBER 2020**

Run Date :

28-DEC-20

Heads of Account	Current	Progressive	
	Amount	Amount	
Expenditure Heads (Revenue Account)			
A. GENERAL SERVICES			
(a) Organs of State			
2011	Parliament/State/Union Territory Legislatures	4,50,07,101	50,08,06,684
2012	President, Vice President/Governor, Administrator of Union Territories	1,03,84,996	8,37,37,036
2013	Council of Ministers	64,26,432	9,70,35,488
2014	Administration of Justice	5,91,85,169	29,87,58,510
2015	Elections	64,38,277	9,82,47,220
Total (a) Organs of State		12,74,41,975	1,07,85,84,938
(b) Fiscal Services			
(ii) Collection of Taxes on Property and Capital Transactions			
2029	Land Revenue	1,51,92,816	11,18,73,490
2030	Stamps and Registration	19,45,404	1,75,65,472
Total(ii) Collection of Taxes on Property and Capital Transactions		1,71,38,220	12,94,38,962
(iii) Collection of Taxes on Commodities and Services			
2039	State Excise	1,64,87,619	12,72,40,332
2040	Taxes on Sales, Trade etc.	2,20,19,125	16,90,50,451
2041	Taxes on Vehicles	98,18,122	16,85,23,476
2045	Other Taxes and Duties on Commodities and Services	17,62,992	1,17,54,651
Total(iii) Collection of Taxes on Commodities and Services		5,00,87,858	47,65,68,910
(iv) Other Fiscal Services			
2047	Other Fiscal Services	4,53,560	36,28,987
Total(iv) Other Fiscal Services		4,53,560	36,28,987
Total (b) Fiscal Services		6,76,79,638	60,96,36,859
(c) Interest payment and servicing of debt			
2049	Interest Payments	1,36,63,42,277	3,99,68,69,881
Total (c) Interest payment and servicing of debt		1,36,63,42,277	3,99,68,69,881
(d) Administrative Services			
2051	Public Service Commission	48,42,527	3,39,06,802
2052	Secretariat-General Services	7,59,33,654	61,11,70,158
2053	District Administration	4,38,70,286	33,10,65,298
2054	Treasury and Accounts Administration	3,19,96,212	24,14,18,961
2055	Police	82,54,66,318	5,66,16,11,792
2056	Jails	1,85,21,915	11,60,15,487

**CIVIL ACCOUNTS  
OF THE STATE OF MEGHALAYA  
FOR NOVEMBER 2020**

Run Date :

28-DEC-20

Heads of Account	Current	Progressive
	Amount	Amount
<b>A. GENERAL SERVICES</b>		
(d) Administrative Services		
2058 Stationery and Printing	3,03,59,383	23,19,16,640
2059 Public Works	23,41,95,480	1,44,00,09,370
2062 Vigilance	1,08,000	37,38,288
2070 Other Administrative Services	11,59,79,198	77,02,22,783
<b>Total (d) Administrative Services</b>	<b>1,38,12,72,973</b>	<b>9,44,10,75,579</b>
(e) Pensions and Miscellaneous General Services		
2071 Pensions and other Retirement Benefits	99,21,40,068	7,60,10,67,393
2075 Miscellaneous General Services	13,55,860	83,82,109
<b>Total (e) Pensions and Miscellaneous General Services</b>	<b>99,34,95,928</b>	<b>7,60,94,49,502</b>
<b>Total A. GENERAL SERVICES</b>	<b>3,93,62,32,791</b>	<b>22,73,56,16,759</b>
<b>B. SOCIAL SERVICES</b>		
(a) Education, Sports, Art and Culture		
2202 General Education	1,50,47,09,023	10,39,80,87,759
2203 Technical Education	1,44,99,721	10,13,15,998
2204 Sports and Youth Services	1,67,62,837	29,55,62,434
2205 Art and Culture	73,18,000	17,20,46,608
<b>Total (a) Education, Sports, Art and Culture</b>	<b>1,54,32,89,581</b>	<b>10,96,70,12,799</b>
(b) Health and Family Welfare		
2210 Medical and Public Health	57,99,87,593	5,55,64,78,090
2211 Family Welfare	5,58,62,080	39,26,66,472
<b>Total (b) Health and Family Welfare</b>	<b>63,58,49,673</b>	<b>5,94,91,44,562</b>
(c) Water Supply, Sanitation, Housing and Urban Development		
2215 Water Supply and Sanitation	13,36,60,866	1,75,81,51,042
2216 Housing	2,07,04,612	43,22,31,945
2217 Urban Development	1,05,23,053	43,90,06,107
<b>Total (c) Water Supply, Sanitation, Housing and Urban Development</b>	<b>16,48,88,531</b>	<b>2,62,93,89,094</b>
(d) Information and Broadcasting		
2220 Information and Publicity	1,25,91,306	13,58,34,024
<b>Total (d) Information and Broadcasting</b>	<b>1,25,91,306</b>	<b>13,58,34,024</b>
(e) Welfare of Scheduled Castes, Scheduled Tribes and Other Backward Classes		
2225 Welfare of Scheduled Castes, Scheduled Tribes, Other Backward Classes and Minorities		30,79,88,000

**CIVIL ACCOUNTS  
OF THE STATE OF MEGHALAYA  
FOR NOVEMBER 2020**

Run Date :

28-DEC-20

Heads of Account	Current	Progressive
	Amount	Amount
<b>B. SOCIAL SERVICES</b>		
(e) Welfare of Scheduled Castes, Scheduled Tribes and Other Backward Classes		
Total (e) Welfare of Scheduled Castes, Scheduled Tribes and Other Backward Classes		30,79,88,000
(f) Labour and Labour Welfare		
2230 Labour, Employment and Skill Development	3,54,56,022	25,66,17,611
Total (f) Labour and Labour Welfare	3,54,56,022	25,66,17,611
(g) Social Welfare and Nutrition		
2235 Social Security and Welfare	25,40,33,854	1,63,55,78,171
2236 Nutrition	19,99,10,381	65,04,56,380
2245 Relief on account of Natural Calamities	16,98,622	38,23,58,759
Total (g) Social Welfare and Nutrition	45,56,42,857	2,66,83,93,310
(h) Others		
2251 Secretariat-Social Services	78,93,959	6,47,11,585
Total (h) Others	78,93,959	6,47,11,585
<b>Total B. SOCIAL SERVICES</b>	<b>2,85,56,11,929</b>	<b>22,97,90,90,985</b>
<b>C. ECONOMIC SERVICES</b>		
(a) Agriculture and Allied Activities		
2401 Crop Husbandry	13,07,22,166	83,62,98,040
2402 Soil and Water Conservation	6,80,11,641	49,35,35,909
2403 Animal Husbandry	9,32,92,957	81,61,98,192
2404 Dairy Development	97,61,123	6,46,26,207
2405 Fisheries	1,72,59,291	13,18,73,015
2406 Forestry and Wild Life	22,98,88,754	1,03,31,11,840
2415 Agricultural Research and Education	2,20,10,496	15,20,15,255
2425 Co-operation	2,07,83,381	14,93,25,099
2435 Other Agricultural Programmes	3,43,01,388	10,18,05,219
Total (a) Agriculture and Allied Activities	62,60,31,197	3,77,87,88,776
(b) Rural Development		
2501 Special Programmes for Rural Development	15,02,544	57,60,27,443
2505 Rural Employment		4,10,26,79,300
2515 Other Rural Development Programmes	37,20,56,648	99,62,26,853
Total (b) Rural Development	37,35,59,192	5,67,49,33,596
(c) Special Areas Programmes		
2552 North Eastern Areas		6,06,39,500

**CIVIL ACCOUNTS  
OF THE STATE OF MEGHALAYA  
FOR NOVEMBER 2020**

Run Date :

28-DEC-20

Heads of Account	Current	Progressive
	Amount	Amount
<b>C. ECONOMIC SERVICES</b>		
<b>(c) Special Areas Programmes</b>		
2575 Special Programmes for Rural Development	58,05,225	36,78,52,594
<b>Total (c) Special Areas Programmes</b>	<b>58,05,225</b>	<b>42,84,92,094</b>
<b>(d) Irrigation and Flood Control</b>		
2702 Minor Irrigation	4,07,79,400	49,17,09,235
2711 Flood Control and Drainage	2,39,789	21,91,465
<b>Total (d) Irrigation and Flood Control</b>	<b>4,10,19,189</b>	<b>49,39,00,700</b>
<b>(e) Energy</b>		
2801 Power	10,00,00,000	44,71,40,000
2810 New and Renewable Energy		59,140
<b>Total (e) Energy</b>	<b>10,00,00,000</b>	<b>44,71,99,140</b>
<b>(f) Industry and Minerals</b>		
2851 Village and Small Industries	7,71,11,479	48,21,18,193
2852 Industries	1,01,74,710	7,26,27,603
2853 Non-ferrous Mining and Metallurgical Industries	6,21,15,669	23,78,39,831
<b>Total (f) Industry and Minerals</b>	<b>14,94,01,858</b>	<b>79,25,85,627</b>
<b>(g) Transport</b>		
3054 Roads and Bridges	7,07,23,043	1,45,28,79,964
<b>Total (g) Transport</b>	<b>7,07,23,043</b>	<b>1,45,28,79,964</b>
<b>(i) Science Technology and Environment</b>		
3425 Other Scientific Research	7,68,397	56,42,931
<b>Total (i) Science Technology and Environment</b>	<b>7,68,397</b>	<b>56,42,931</b>
<b>(j) General Economic Services</b>		
3451 Secretariat-Economic Services	93,55,49,346	2,81,86,31,664
3452 Tourism	53,31,746	6,27,20,392
3454 Census Survey and Statistics	1,54,52,502	11,40,95,173
3456 Civil Supplies	1,36,17,768	54,89,28,167
3475 Other General Economic Services	57,58,932	4,08,55,155
<b>Total (j) General Economic Services</b>	<b>97,57,10,294</b>	<b>3,58,52,30,551</b>
<b>Total C. ECONOMIC SERVICES</b>	<b>2,34,30,18,395</b>	<b>16,65,96,53,379</b>
Total-A.B.C. (Expenditure Heads-Revenue Account)	9,13,48,63,115	62,37,43,61,123



**CIVIL ACCOUNTS  
OF THE STATE OF MEGHALAYA  
FOR NOVEMBER 2020**

Run Date :

28-DEC-20

Heads of Account	Current	Progressive
	Amount	Amount
(Expenditure Heads-Capital Account)		
A. Capital Accounts of General Services		
4055 Capital Outlay on Police		1,92,57,228
4058 Capital Outlay on Stationery and Printing	3,16,350	3,16,350
4059 Capital Outlay on Public Works	14,00,00,000	72,10,84,583
Total	14,03,16,350	74,06,58,161
<b>Total A. Capital Accounts of General Services</b>	<b>14,03,16,350</b>	<b>74,06,58,161</b>
B. Capital Account of Social Services		
(a) Capital Account of Education, Sports, Art and Culture		
4202 Capital Outlay on Education, Sports, Art and Culture		2,26,27,746
Total (a) Capital Account of Education, Sports, Art and Culture		2,26,27,746
(b) Capital Account of Health and Family Welfare		
4210 Capital Outlay on Medical and Public Health		5,40,48,623
Total (b) Capital Account of Health and Family Welfare		5,40,48,623
(c) Capital Account of Water Supply, Sanitation, Housing and Urban Development		
4215 Capital Outlay on Water Supply and Sanitation	30,91,76,862	1,52,41,14,516
4216 Capital Outlay on Housing		2,54,26,794
4217 Capital Outlay on Urban Development	1,98,224	3,48,33,131
Total (c) Capital Account of Water Supply, Sanitation, Housing and Urban Development	30,93,75,086	1,58,43,74,441
(g) Capital Account of Social Welfare and Nutrition		
4235 Capital Outlay on Social Security and Welfare	3,01,97,305	3,16,97,305
Total (g) Capital Account of Social Welfare and Nutrition	3,01,97,305	3,16,97,305
<b>Total B. Capital Account of Social Services</b>	<b>33,95,72,391</b>	<b>1,69,27,48,115</b>
C. Capital Account of Economic Services		
(a) Capital Account of Agriculture and Allied Activities		
4401 Capital Outlay on Crop Husbandry	5,52,041	5,52,041
4403 Capital Outlay on Animal Husbandry	11,25,000	11,25,000
4405 Capital Outlay on Fisheries		30,00,000
4406 Capital Outlay on Forestry and Wild Life		5,00,000
4408 Capital Outlay on Food Storage and Warehousing		-26,38,75,500
Total (a) Capital Account of Agriculture and Allied	16,77,041	-25,86,98,459

**CIVIL ACCOUNTS  
OF THE STATE OF MEGHALAYA  
FOR NOVEMBER 2020**

Run Date :

28-DEC-20

Heads of Account	Current	Progressive
	Amount	Amount
C. Capital Account of Economic Services		
(a) Capital Account of Agriculture and Allied Activities		
Activities		
(c) Capital Account of Special Areas Programme		
4552 Capital Outlay on North Eastern Areas	3,91,20,000	14,47,98,889
Total (c) Capital Account of Special Areas Programme	3,91,20,000	14,47,98,889
(d) Capital Account of Irrigation and Flood Control		
4702 Capital Outlay on Minor Irrigation		25,45,54,527
4711 Capital Outlay on Flood Control Projects		4,43,257
Total (d) Capital Account of Irrigation and Flood Control		25,49,97,784
(g) Capital Account of Transport		
5054 Capital Outlay on Roads and Bridges	-16,04,966	3,15,99,04,312
5055 Capital Outlay on Road Transport		1,00,000
Total (g) Capital Account of Transport	-16,04,966	3,16,00,04,312
(j) Capital Account of General Economic Services		
5452 Capital Outlay on Tourism	1,01,51,000	1,80,51,569
Total (j) Capital Account of General Economic Services	1,01,51,000	1,80,51,569
<b>Total C. Capital Account of Economic Services</b>	<b>4,93,43,075</b>	<b>3,31,91,54,095</b>
Total-Expenditure Heads-Capital Account	52,92,31,816	5,75,25,60,371
Total - Expenditure.(Rev. & Cap.)C.O.	9,66,40,94,931	68,12,69,21,494

**CIVIL ACCOUNTS OF THE STATE OF MEGHALAYA  
FOR NOVEMBER 2020**

Run Date 28/12/2020

Heads of Account	Receipt		Payment	
	Current	Progressive	Current	Progressive
<b>PART III-PUBLIC ACCOUNT</b>				
E. Public Debt				
6003	Internal Debt of the State Government	11,00,68,22,000	1,66,43,77,000	2,19,32,79,180
6004	Loans and Advances from the Central Government	1,26,98,11,000	2,11,28,620	13,02,78,663
Total E. Public Debt		1,26,98,11,000	1,68,55,05,620	2,32,35,57,843
F. Loans and Advances				
(a) Loans for Social Services				
6216	Loans for Housing	2,500	2,15,746	
Total (a) Loans for Social Services		2,500	2,15,746	
(b) Loans for Economic Services				
(i) Agricultural and Allied Activities				
6425	Loans for Co-operation		2,160	
Total (i) Agricultural and Allied Activities			2,160	
(iii) Loans for Energy				
6801	Loans for Power Projects			77,08,600
Total (iii) Loans for Energy				77,08,600
Total (b) Loans for Economic Services			2,160	77,08,600
(c) Loans to Government Servants				
7610	Loans to Government Servants etc	3,33,54,281	2,00,000	2,00,000
Total (c) Loans to Government Servants		3,33,54,281	2,00,000	2,00,000
Total F. Loans and Advances		3,33,56,781	2,00,000	79,08,600
Total - E & F C.O.		1,30,31,67,781	1,68,57,05,620	2,33,14,66,443
Total- Rev. Head + E & F		9,21,01,57,824	11,34,98,00,551	70,45,83,87,937
<b>Total-Part I Consolidated Fund</b>		<b>9,21,01,57,824</b>	<b>11,34,98,00,551</b>	<b>70,45,83,87,937</b>
<b>PART III-PUBLIC ACCOUNT</b>				
NULL (RESERVED FOR 8000)				
8000	Contingency Fund		2,25,22,289	1,24,60,47,656
Total NULL (RESERVED FOR 8000)			2,25,22,289	1,24,60,47,656
<b>Total-Consolidated and Contingency Fund</b>		<b>9,21,01,57,824</b>	<b>11,37,23,22,840</b>	<b>71,70,44,35,593</b>

**CIVIL ACCOUNTS OF THE STATE OF MEGHALAYA  
FOR NOVEMBER 2020**

Run Date 28/12/2020

Heads of Account	Receipt		Payment	
	Current	Progressive	Current	Progressive
<b>PART III-PUBLIC ACCOUNT</b>				
I. Small Savings , Provident Funds, etc.				
(b) State Provident Funds				
8009 State Provident Funds	28,58,24,573	2,00,82,24,553	25,70,86,460	1,24,33,87,093
Total (b) State Provident Funds	28,58,24,573	2,00,82,24,553	25,70,86,460	1,24,33,87,093
Total I. Small Savings , Provident Funds, etc.	28,58,24,573	2,00,82,24,553	25,70,86,460	1,24,33,87,093
J. Reserve Fund				
(a) Reserve Funds bearing Interest				
8121 General and Other Reserve Funds		36,52,00,000		65,52,00,000
Total (a) Reserve Funds bearing Interest		36,52,00,000		65,52,00,000
(b) Reserve Funds not bearing Interest				
8222 Sinking Funds	35,94,252	75,85,864		
8229 Development and Welfare Funds		1,79,634		
Total (b) Reserve Funds not bearing Interest	35,94,252	77,65,498		
Total J. Reserve Fund	35,94,252	37,29,65,498		65,52,00,000
K. Deposit and Advances				
(a) Deposits bearing Interest				
8342 Other Deposits	11,13,21,232	79,34,39,718	11,15,02,304	79,33,65,059
Total (a) Deposits bearing Interest	11,13,21,232	79,34,39,718	11,15,02,304	79,33,65,059
(b) Deposits not bearing Interest				
8443 Civil Deposits	33,38,89,109	4,29,42,85,237	21,33,29,567	3,58,22,10,104
8449 Other Deposits	9,53,494	66,99,768	15,25,616	65,41,893
Total (b) Deposits not bearing Interest	33,48,42,603	4,30,09,85,005	21,48,55,183	3,58,87,51,997
(c) Advances				
8550 Civil Advances	2,98,31,065	20,29,08,104	2,98,31,065	20,29,08,104
Total (c) Advances	2,98,31,065	20,29,08,104	2,98,31,065	20,29,08,104
Total K. Deposit and Advances	47,59,94,900	5,29,73,32,827	35,61,88,552	4,58,50,25,160
L. Suspense and Miscellaneous				
(b) Suspense				
8658 Suspense Accounts	15,46,37,185	1,38,13,89,249	-1,43,75,95,295	25,76,92,038
Total (b) Suspense	15,46,37,185	1,38,13,89,249	-1,43,75,95,295	25,76,92,038
(c) Other Accounts				
8671 Departmental Balances	15,40,874	1,55,60,370	11,960	1,55,65,842
8672 Permanent Cash Imprest				2,749

**CIVIL ACCOUNTS OF THE STATE OF MEGHALAYA  
FOR NOVEMBER 2020**


Run Date 28/12/2020


Heads of Account	Receipt		Payment	
	Current	Progressive	Current	Progressive
L. Suspense and Miscellaneous				
(c) Other Accounts				
8673 Cash Balance Investment Account	9,93,42,43,996	1,02,93,99,55,852	10,52,73,44,020	1,01,29,95,45,672
8675 Deposits with Reserve Bank	38,10,94,51,420	3,32,80,27,19,382	38,10,94,51,420	3,32,80,27,19,382
Total (c) Other Accounts	48,04,52,36,290	4,35,75,82,35,604	48,63,68,07,400	4,34,11,78,33,645
Total L. Suspense and Miscellaneous	48,19,98,73,475	4,37,13,96,24,853	47,19,92,12,105	4,34,37,55,25,683
M. Remittances				
(a) Money Orders, and other Remittances				
8782 Cash Remittances and adjustments between officers rendering accounts to the same Accounts Officer	1,09,13,26,442	14,55,92,07,954	1,65,23,31,410	14,58,51,19,631
Total (a) Money Orders, and other Remittances	1,09,13,26,442	14,55,92,07,954	1,65,23,31,410	14,58,51,19,631
(b) Inter- Government Adjustment Account				
8793 Inter-State Suspense Account	-34,11,206	-20,92,648	71,13,961	-55,14,432
Total (b) Inter- Government Adjustment Account	-34,11,206	-20,92,648	71,13,961	-55,14,432
Total M. Remittances	1,08,79,15,236	14,55,71,15,306	1,65,94,45,371	14,57,96,05,199
<b>Total-Part III Public Accounts</b>	<b>50,05,32,02,436</b>	<b>4,59,37,52,63,037</b>	<b>49,47,19,32,488</b>	<b>4,55,43,87,43,135</b>
<b>Total - Consolidated/Contingency Fund &amp; Public Account</b>	<b>59,26,33,60,260</b>	<b>5,29,12,45,62,760</b>	<b>60,84,42,55,328</b>	<b>5,27,14,31,78,728</b>


Run Date: 28/12/2020


1. Certified that the Consolidated Abstract of the accounts of the Government completed and filed in my office and signed by me on the ..... for the month of November 2020
2. Certified that the closing balance under head "Deposits with the Reserve Bank" as shown in my account is being reconciled with the balance shown in the statement of Reserve Bank Deposits received from the Central Accounts office Reserve Bank.
3. The General statement of Account is given below:-


Heads	Amount(As Per Accounts) Rs.	Amount(As Per R.B.I) Rs.
Opening Balance :	159,85,51,496.15	72,44,658.34
Cash in Treasury :	21,13,94,059.00	
Cash in Transit :	0.00	0.00
Deposit with the Reserve Bank :	138,71,57,437.15	72,44,658.34
Receipt of the month :	5926,33,60,260.24	1962,42,30,169.05
Total Receipt :	6086,19,11,756.39	1963,14,74,827.39
Disbursement of the month :	6084,42,55,328.22	1987,28,39,606.03
Closing Balance :	1,76,56,428.17	-24,13,64,778.64
Details of Closing Balance :		
Cash in Treasury :	22,57,82,253.00	.00
Cash in Transit :	.00	
Deposit with Reserve Bank :	-20,81,25,824.83	-24,13,64,778.64
Total :	6086,19,11,756.39	1963,14,74,827.39

  
Accountant General,(A&E)  
Meghalaya, Shillong

  
सह: लेखा अधिकारी  
महालेखाकार का कार्यालय(ले. व. ह.),  
मेघालय, शिलांग-793001  
Assit. Accounts Officer  
O/o the Accountant General (A&E),  
Meghalaya, Shillong

  
वरिष्ठ लेखा अधिकारी  
महालेखाकार का कार्यालय (ले. व. ह.)  
मेघालय, शिलांग  
Sr. Accounts Officer  
O/o the Accountant General (A & E),  
Meghalaya, Shillong

  
28/12/2020  
उप- महालेखाकार (लेखा)  
Deputy Accountant General (A&E)  
मेघालय ईन्गदि. जिला  
Meghalaya Shillong

  
Prayag  
28/12/2020