

(2)

Run Date: 09 AUG 2023

CIVIL ACCOUNTS

Form No. $\frac{AG\ 125}{A}$

OF

THE STATE OF MEGHALAYA

FOR

JUNE 2023

GENERAL STATEMENT OF ACCOUNTS

Head of Account	Current Month	Progressive
Part I - Consolidated Fund		
Total - Revenue Receipts :	15,88,11,28,225	33,61,15,33,004
Total - Expenditure met from Revenue :	11,30,70,35,915	26,11,11,73,418
Total - Capital Account Outside the Revenue Account :	10,98,56,673	3,40,01,86,721
Net Public Debt and Loans and Advances by the State Government	3,51,08,88,373	4,11,73,96,381
Inter State Settlement Account :		
Appropriation of Contingency Fund :		
Net Part I - Consolidated Fund :	7,97,51,24,010	8,21,75,69,246
Net Part II - Contingency Fund :	-4,65,47,371	-5,30,24,521
Net Part III - Public Account :	-9,04,07,50,814	-9,31,34,43,023
Total - Transaction :	-1,11,21,74,175	-1,14,88,98,298
Opening Balance :	35,24,83,822	38,92,07,945
Closing Balance :	-75,96,90,353	-75,96,90,353

Heads of Accounts	Current	Progressive
Part I-Consolidated Fund-		
Receipt Heads (Revenue Account)		
A Tax Revenue		
(a) Goods and Services Tax		
0005 Central Goods and Services Tax	3,61,90,00,000	7,23,80,00,000
0006 State Goods and Services Tax (SGST)	1,30,66,62,389	4,51,13,78,870
<hr style="border-top: 1px dotted black;"/>		
Total (a) Goods and Services Tax :	4,92,56,62,389	11,74,93,78,870
(b) Taxes on Income and Expenditure		
0020 Corporation Tax	2,50,76,00,000	5,01,52,00,000
0021 Taxes on Income Other than Corporation Tax	2,43,95,00,000	4,87,91,00,000
0028 Other Taxes and Income and Expenditure	36,52,735	3,97,30,607
<hr style="border-top: 1px dotted black;"/>		
Total (b) Taxes on Income and Expenditure :	4,95,07,52,735	9,93,40,30,607
(c) Taxes on Property, Capital and Other Transactions		
0029 Land Revenue	49,85,345	1,46,18,402
0030 Stamps and Registration Fees	2,19,35,350	6,34,71,748
<hr style="border-top: 1px dotted black;"/>		
Total (c) Taxes on Property, Capital and Other Transactions :	2,69,20,695	7,80,90,150
(d) Taxes on Commodities and Services other than Goods and Services		
0037 Customs	35,50,00,000	71,00,00,000
0038 Union Excise Duties	14,87,00,000	29,75,00,000
0039 State Excise	30,52,37,043	98,03,31,096
0040 Taxes on Sales, Trade etc.	39,83,34,092	1,85,57,64,068
0041 Taxes on Vehicles	12,46,42,791	35,34,44,789
0042 Taxes on Goods and Passengers	1,13,41,650	3,27,70,240
0043 Taxes and Duties on Electricity	15,43,786	57,76,943
0044 Service Tax	22,00,000	44,00,000
0045 Other Taxes and Duties on Commodities and Services	11,93,750	66,44,091
<hr style="border-top: 1px dotted black;"/>		
Total (d) Taxes on Commodities and Services other than Goods and Service	1,34,81,93,112	4,24,66,31,227
<hr style="border-top: 1px dotted black;"/>		
Total A Tax Revenue :	11,25,15,28,931	26,00,81,30,854
B Non-Tax Revenue		
(b) Interest Receipts, Dividends and Profits		
0049 Interest Receipts	2,00,51,925	2,83,02,876
<hr style="border-top: 1px dotted black;"/>		
Total (b) Interest Receipts, Dividends and Profits :	2,00,51,925	2,83,02,876

**CIVIL ACCOUNTS OF THE STATE OF MEGHALAYA
FOR JUNE 2023**

Run Date :

09/10/2023

Heads of Accounts	Current	Progressive
B Non-Tax Revenue		
(c) Other Non-Tax Revenue		
(i) General Services		
0051 Public Service Commission		3,527
0055 Police	43,10,223	2,35,22,402
0056 Jails		35,000
0058 Stationery and Printing	13,234	54,655
0059 Public Works	6,17,91,066	6,47,44,579
0070 Other Administrative Services	32,90,836	90,57,558
0071 Contributions and Recoveries towards Pension and Other Retirement Benefits	2,79,481	26,75,477

Total(i) General Services :	6,96,84,840	10,00,93,198
(ii) Social Services		
0202 Education, Sports, Art and Culture	8,45,824	44,75,493
0210 Medical and Public Health	1,41,981	89,29,347
0215 Water Supply and Sanitation	56,95,349	1,92,24,416
0216 Housing	3,92,468	37,61,389
0217 Urban Development	1,61,876	3,68,871
0220 Information and Publicity		27,560
0230 Labour and Employment	87,96,603	1,16,66,230
0235 Social Security and Welfare	31,098	1,72,919

Total(ii) Social Services :	1,60,65,199	4,86,26,225
(iii) Economic Services		
0401 Crop Husbandry	37,31,170	1,02,90,329
0403 Animal Husbandry	17,39,840	55,14,258
0404 Dairy Development		98,100
0406 Forestry and Wild Life	5,76,89,475	24,47,48,796
0425 Co-operation	58,273	2,00,727
0435 Other Agricultural Programmes	2,71,092	17,43,625
0702 Minor Irrigation	4,60,290	7,63,840

**CIVIL ACCOUNTS OF THE STATE OF MEGHALAYA
FOR JUNE 2023**

Run Date :

09/10/2023

Heads of Accounts	Current	Progressive
B Non-Tax Revenue		
(c) Other Non-Tax Revenue		
(iii) Economic Services		
0801 Power		2,46,84,000
0851 Village and Small Industries	7,34,921	26,86,707
0853 Non-ferrous Mining and Metallurgical Industries	20,05,85,548	74,71,85,278
1055 Road Transport	55,651	1,95,651
1452 Tourism	24,000	3,95,000
1456 Civil Supplies	5,372	29,814
1475 Other General Economic Services	11,00,935	36,61,810
<hr/>		
Total(iii) Economic Services :	26,64,56,567	1,04,21,97,935
<hr/>		
Total (c) Other Non-Tax Revenue :	35,22,06,606	1,19,09,17,358
<hr/>		
Total B Non-Tax Revenue :	37,22,58,531	1,21,92,20,234
C Grants-in-Aid and Contributions		
1601 Grants-in-aid from Central Government	4,25,73,40,763	6,38,41,81,916
<hr/>		
Total :	4,25,73,40,763	6,38,41,81,916
<hr/>		
Total C Grants-in-Aid and Contributions :	4,25,73,40,763	6,38,41,81,916
<hr/>		
Total - Revenue Heads (Revenue Account)	:	15,88,11,28,225
		33,61,15,33,004

**CIVIL ACCOUNTS
OF THE STATE OF MEGHALAYA
FOR JUNE 2023**

Run Date :

09-OCT-23

Heads of Account	Current	Progressive	
	Amount	Amount	
Expenditure Heads (Revenue Account)			
A GENERAL SERVICES			
(a) Organs of State			
2011	Parliament/State/Union Territory Legislatures	6,70,81,858	17,57,85,293
2012	President, Vice President/Governor, Administrator of Union Territories	1,19,36,638	3,74,83,781
2013	Council of Ministers	74,54,595	21,61,85,814
2014	Administration of Justice	10,46,42,323	18,76,61,690
2015	Elections	1,89,29,731	4,53,35,441
Total (a) Organs of State		21,00,45,145	66,24,52,019
(b) Fiscal Services			
(ii) Collection of Taxes on Property and Capital Transactions			
2029	Land Revenue	1,42,95,930	4,29,48,930
2030	Stamps and Registration	24,65,594	68,75,598
Total(ii) Collection of Taxes on Property and Capital Transactions		1,67,61,524	4,98,24,528
(iii) Collection of Taxes on Commodities and Services			
2039	State Excise	2,01,67,771	5,36,14,448
2040	Taxes on Sales, Trade etc.	2,50,70,725	6,90,51,520
2041	Taxes on Vehicles	1,27,20,502	3,47,56,111
2045	Other Taxes and Duties on Commodities and Services	16,22,531	46,06,581
Total(iii) Collection of Taxes on Commodities and Services		5,95,81,529	16,20,28,660
(iv) Other Fiscal Services			
2047	Other Fiscal Services	3,97,174	12,13,477
Total(iv) Other Fiscal Services		3,97,174	12,13,477
Total (b) Fiscal Services		7,67,40,227	21,30,66,665
(c) Interest payment and servicing of debt			
2049	Interest Payments	1,14,13,44,153	2,14,48,01,177
Total (c) Interest payment and servicing of debt		1,14,13,44,153	2,14,48,01,177
(d) Administrative Services			
2051	Public Service Commission	68,40,476	2,48,15,720
2052	Secretariat-General Services	9,49,84,966	26,38,95,236
2053	District Administration	5,57,16,166	14,95,77,175
2054	Treasury and Accounts Administration	4,06,89,088	20,85,93,220
2055	Police	89,63,72,520	2,40,63,32,286
2056	Jails	1,58,62,082	4,00,02,426

**CIVIL ACCOUNTS
OF THE STATE OF MEGHALAYA
FOR JUNE 2023**

Run Date :

09-OCT-23

Heads of Account	Current	Progressive
	Amount	Amount
A GENERAL SERVICES		
(d) Administrative Services		
2058 Stationery and Printing	3,44,94,456	9,38,94,964
2059 Public Works	20,94,24,874	60,61,11,324
2062 Vigilance		4,51,610
2070 Other Administrative Services, ETC.,	11,58,63,790	33,03,86,361
Total (d) Administrative Services	1,47,02,48,418	4,12,40,60,322
(e) Pensions and Miscellaneous General Services		
2071 Pensions and other Retirement Benefits	1,36,98,98,405	3,97,30,95,710
2075 Miscellaneous General Services	9,59,316	32,91,926
Total (e) Pensions and Miscellaneous General Services	1,37,08,57,721	3,97,63,87,636
Total A GENERAL SERVICES	4,26,92,35,664	11,12,07,67,819
B SOCIAL SERVICES		
(a) Education, Sports, Art and Culture		
2202 General Education	3,07,45,66,106	6,01,98,54,842
2203 Technical Education	2,33,74,861	5,21,49,218
2204 Sports and Youth Services	1,46,67,548	3,69,29,311
2205 Art and Culture	85,12,546	2,35,04,757
Total (a) Education, Sports, Art and Culture	3,12,11,21,061	6,13,24,38,128
(b) Health and Family Welfare		
2210 Medical and Public Health	89,40,34,205	2,46,62,13,550
2211 Family Welfare	6,35,24,625	17,69,88,271
Total (b) Health and Family Welfare	95,75,58,830	2,64,32,01,821
(c) Water Supply, Sanitation, Housing and Urban Development		
2215 Water Supply and Sanitation	29,93,90,459	82,54,32,921
2216 Housing	1,94,70,053	5,50,53,726
2217 Urban Development	6,54,81,415	12,69,31,855
Total (c) Water Supply, Sanitation, Housing and Urban Development	38,43,41,927	1,00,74,18,502
(d) Information and Broadcasting		
2220 Information and Publicity	1,49,08,516	3,76,17,511
Total (d) Information and Broadcasting	1,49,08,516	3,76,17,511
(f) Labour and Labour Welfare		
2230 Labour Employment and Skill Development	12,55,39,967	19,24,94,523
Total (f) Labour and Labour Welfare	12,55,39,967	19,24,94,523
(g) Social Welfare and Nutrition		

**CIVIL ACCOUNTS
OF THE STATE OF MEGHALAYA
FOR JUNE 2023**

Run Date :

09-OCT-23

Heads of Account	Current	Progressive
	Amount	Amount
B SOCIAL SERVICES		
(g) Social Welfare and Nutrition		
2235 Social Security and Welfare	5,94,15,843	13,83,51,029
2236 Nutrition	1,63,619	4,55,493
2245 Relief on account of Natural Calamities	7,09,54,387	7,34,18,396
Total (g) Social Welfare and Nutrition	13,05,33,849	21,22,24,918
(h) Others		
2251 Secretariat-Social Services	1,11,25,113	3,27,30,419
Total (h) Others	1,11,25,113	3,27,30,419
Total B SOCIAL SERVICES	4,74,51,29,263	10,25,81,25,822
C ECONOMIC SERVICES		
(a) Agriculture and Allied Activities		
2401 Crop Husbandry	8,60,48,964	25,17,41,734
2402 Soil and Water Conservation	6,56,57,353	17,96,35,375
2403 Animal Husbandry	9,84,16,562	26,67,34,902
2404 Dairy Development	1,07,72,699	2,86,21,297
2405 Fisheries	1,85,21,564	12,28,25,056
2406 Forestry and Wild Life	9,84,22,305	25,46,18,282
2415 Agricultural Research and Education	2,55,80,335	6,43,54,746
2425 Co-operation	3,06,15,759	7,32,96,080
2435 Other Agricultural Programmes	60,98,616	1,68,54,490
Total (a) Agriculture and Allied Activities	44,01,34,157	1,25,86,81,962
(b) Rural Development		
2501 Special Programmes for Rural Development	42,28,48,000	42,28,48,000
2505 Rural Employment	28,42,30,000	28,42,30,000
2515 Other Rural Development Programmes	10,56,35,901	23,96,01,243
Total (b) Rural Development	81,27,13,901	94,66,79,243
(c) Special Areas Programmes		
2575 Other Special Area Programmes	59,21,076	1,56,09,618
Total (c) Special Areas Programmes	59,21,076	1,56,09,618
(d) Irrigation and Flood Control		
2702 Minor Irrigation	3,98,42,987	11,51,32,250
2711 Flood Control and Drainage	3,76,930	9,41,853
Total (d) Irrigation and Flood Control	4,02,19,917	11,60,74,103
(e) Energy		

**CIVIL ACCOUNTS
OF THE STATE OF MEGHALAYA
FOR JUNE 2023**

Run Date :

09-OCT-23

Heads of Account	Current	Progressive
	Amount	Amount
C ECONOMIC SERVICES		
(e) Energy		
2801 Power	50,00,00,000	50,00,00,000
Total (e) Energy	50,00,00,000	50,00,00,000
(f) Industry and Minerals		
2851 Village and Small Industries	6,72,29,906	17,69,46,071
2852 Industries	84,91,052	2,31,24,183
2853 Non-ferrous Mining and Metallurgical Industries	5,08,46,971	7,65,95,091
Total (f) Industry and Minerals	12,65,67,929	27,66,65,345
(g) Transport		
3054 Roads and Bridges	8,20,16,018	23,67,61,672
Total (g) Transport	8,20,16,018	23,67,61,672
(i) Science Technology and Environment		
3425 Other Scientific Research	5,88,663	16,56,309
Total (i) Science Technology and Environment	5,88,663	16,56,309
(j) General Economic Services		
3451 Secretariat-Economic Services	2,81,97,726	92,10,33,842
3452 Tourism	68,48,651	1,80,23,204
3454 Census Survey and Statistics	1,79,79,978	5,01,03,766
3456 Civil Supplies	22,53,03,625	37,46,00,463
3475 Other General Economic Services	61,79,347	1,63,90,250
Total (j) General Economic Services	28,45,09,327	1,38,01,51,525
Total C ECONOMIC SERVICES	2,29,26,70,988	4,73,22,79,777
Total-A.B.C. (Expenditure Heads-Revenue Account)	11,30,70,35,915	26,11,11,73,418

**CIVIL ACCOUNTS
OF THE STATE OF MEGHALAYA
FOR JUNE 2023**

Run Date :

09-OCT-23

Heads of Account	Current	Progressive
	Amount	Amount
(Expenditure Heads-Capital Account)		
A Capital Accounts of General Services		
4059 Capital Outlay on Public Works	4,74,44,444	4,79,16,444
Total	4,74,44,444	4,79,16,444
Total A Capital Accounts of General Services	4,74,44,444	4,79,16,444
B Capital Account of Social Services		
(b) Capital Account of Health and Family Welfare		
4210 Capital Outlay on Medical and Public Health	1,03,19,789	2,03,19,789
Total (b) Capital Account of Health and Family Welfare	1,03,19,789	2,03,19,789
(c) Capital Account of Water Supply, Sanitation, Housing and Urban Development		
4215 Capital Outlay on Water Supply and Sanitation		33,36,96,869
4217 Capital Outlay on Urban Development	3,28,00,000	49,78,00,000
Total (c) Capital Account of Water Supply, Sanitation, Housing and Urban Development	3,28,00,000	83,14,96,869
(g) Capital Account of Social Welfare and Nutrition		
4235 Capital Outlay on Social Security and Welfare	82,42,440	82,42,440
Total (g) Capital Account of Social Welfare and Nutrition	82,42,440	82,42,440
Total B Capital Account of Social Services	5,13,62,229	86,00,59,098
C Capital Account of Economic Services		
(a) Capital Account of Agriculture and Allied Activities		
4425 Capital Outlay on Co-operation	3,50,000	3,50,000
Total (a) Capital Account of Agriculture and Allied Activities	3,50,000	3,50,000
(e) Capital Account of Energy		
4801 Capital Outlay on Power Projects		1,47,11,70,000
Total (e) Capital Account of Energy		1,47,11,70,000
(g) Capital Account of Transport		
5054 Capital Outlay on Roads and Bridges	1,07,00,000	2,06,91,179
Total (g) Capital Account of Transport	1,07,00,000	2,06,91,179
(j) Capital Account of General Economic Services		
5475 Capital Outlay on Other General Economic Services		1,00,00,00,000
Total (j) Capital Account of General Economic Services		1,00,00,00,000
Total C Capital Account of Economic Services	1,10,50,000	2,49,22,11,179

**CIVIL ACCOUNTS
OF THE STATE OF MEGHALAYA
FOR JUNE 2023**

Run Date :

09-OCT-23

Heads of Account	Current	Progressive
	Amount	Amount
Total-Expenditure Heads-Capital Account	10,98,56,673	3,40,01,86,721
Total - Expenditure.(Rev. & Cap.)C.O.	11,41,68,92,588	29,51,13,60,139

**CIVIL ACCOUNTS OF THE STATE OF MEGHALAYA
FOR JUNE 2023**

Run Date 09/10/2023

Heads of Account		Receipt		Payment	
		Current	Progressive	Current	Progressive
PART III-PUBLIC ACCOUNT					
E Public Debt					
6003	Internal Debt of the State Government	7,26,11,86,500	16,89,40,43,182	3,76,91,82,200	12,93,68,64,082
6004	Loans and Advances from the Central Government	2,08,86,000	11,93,73,000	2,40,08,583	2,40,60,463
Total E Public Debt		7,28,20,72,500	17,01,34,16,182	3,79,31,90,783	12,96,09,24,545
F Loans and Advances					
(a) Loans for Social Services					
6216	Loans for Housing	58,469	1,09,273		
Total (a) Loans for Social Services		58,469	1,09,273		
(b) Loans for Economic Services					
(i) Agricultural and Allied Activities					
6425	Loans for Cooperation		3,000		
Total (i) Agricultural and Allied Activities			3,000		
Total (b) Loans for Economic Services			3,000		
(c) Loans to Government Servants					
7610	Loans to Government Servants etc	2,31,98,187	6,61,52,471	12,50,000	13,60,000
Total (c) Loans to Government Servants		2,31,98,187	6,61,52,471	12,50,000	13,60,000
Total F Loans and Advances		2,32,56,656	6,62,64,744	12,50,000	13,60,000
Total - E & F C.O.		7,30,53,29,156	17,07,96,80,926	3,79,44,40,783	12,96,22,84,545
Total- Rev. Head + E & F		23,18,64,57,381	50,69,12,13,930	15,21,13,33,371	42,47,36,44,684
Total-Part I Consolidated Fund		23,18,64,57,381	50,69,12,13,930	15,21,13,33,371	42,47,36,44,684
PART III-PUBLIC ACCOUNT					
NULL (RESERVED FOR 8000)					
8000	Contingency Fund			4,65,47,371	5,30,24,521
Total NULL (RESERVED FOR 8000)				4,65,47,371	5,30,24,521
Total-Consolidated and Contingency Fund		23,18,64,57,381	50,69,12,13,930	15,25,78,80,742	42,52,66,69,205

**CIVIL ACCOUNTS OF THE STATE OF MEGHALAYA
FOR JUNE 2023**

Run Date 09/10/2023

Heads of Account	Receipt		Payment	
	Current	Progressive	Current	Progressive
PART III-PUBLIC ACCOUNT				
I Small Savings , Provident Funds, etc.				
(b) State Provident Funds				
8009 State Provident Funds	27,24,48,264	81,66,01,783	33,94,87,615	1,01,01,37,347
Total (b) State Provident Funds	27,24,48,264	81,66,01,783	33,94,87,615	1,01,01,37,347
Total I Small Savings , Provident Funds, etc.	27,24,48,264	81,66,01,783	33,94,87,615	1,01,01,37,347
J Reserve Fund				
(b) Reserve Funds not bearing Interest				
8222 Sinking Funds	33,02,609	97,90,844	33,02,609	61,96,592
8235 General and Other Reserve Funds	2,67,453	3,22,596	2,67,453	3,22,596
Total (b) Reserve Funds not bearing Interest	35,70,062	1,01,13,440	35,70,062	65,19,188
Total J Reserve Fund	35,70,062	1,01,13,440	35,70,062	65,19,188
K. Deposit and Advances				
(a) Deposits bearing Interest				
8342 Other Deposits	9,48,35,555	43,50,27,168	9,64,58,749	43,03,53,427
Total (a) Deposits bearing Interest	9,48,35,555	43,50,27,168	9,64,58,749	43,03,53,427
(b) Deposits not bearing Interest				
8443 Civil Deposits	46,20,84,725	94,35,79,389	32,45,47,574	94,57,74,581
8449 Other Deposits	13,91,207	41,35,871	12,09,904	41,05,597
Total (b) Deposits not bearing Interest	46,34,75,932	94,77,15,260	32,57,57,478	94,98,80,178
(c) Advances				
8550 Civil Advances	2,66,92,164	5,55,94,452	2,66,92,164	5,55,94,452
Total (c) Advances	2,66,92,164	5,55,94,452	2,66,92,164	5,55,94,452
Total K. Deposit and Advances	58,50,03,651	1,43,83,36,880	44,89,08,391	1,43,58,28,057
L. Suspense and Miscellaneous				
(b) Suspense				
8658 Suspense Accounts	-10,95,63,102	-10,80,97,921	-9,05,11,513	12,89,79,914
Total (b) Suspense	-10,95,63,102	-10,80,97,921	-9,05,11,513	12,89,79,914
(c) Other Accounts				
8671 Departmental Balances	71,500	7,25,66,588	14,560	7,25,81,148
8673 Cash Balance Investment Account	6,26,92,00,000	11,88,21,00,000	15,39,06,00,000	20,79,79,00,000
8675 Deposits with Reserve Bank	59,08,48,41,118	1,23,07,69,75,386	59,08,48,41,118	1,23,07,69,75,386
Total (c) Other Accounts	65,35,41,12,618	1,35,03,16,41,974	74,47,54,55,678	1,43,94,74,56,534

**CIVIL ACCOUNTS OF THE STATE OF MEGHALAYA
FOR JUNE 2023**

Run Date 09/10/2023


Heads of Account	Receipt		Payment	
	Current	Progressive	Current	Progressive
L. Suspense and Miscellaneous				
Total L. Suspense and Miscellaneous	65,24,45,49,516	1,34,92,35,44,053	74,38,49,44,165	1,44,07,64,36,448
M. Remittances				
(a) Money Orders, and other Remittances				
8782 Cash Remittances and adjustments between officers rendering accounts to the same Accounts Officer	78,72,15,450	2,43,67,45,448	74,31,36,049	2,39,40,85,151
Total (a) Money Orders, and other Remittances	78,72,15,450	2,43,67,45,448	74,31,36,049	2,39,40,85,151
(b) Inter- Government Adjustment Account				
8793 Inter-State Suspense Account			1,34,91,475	1,57,78,436
Total (b) Inter- Government Adjustment Account			1,34,91,475	1,57,78,436
Total M. Remittances	78,72,15,450	2,43,67,45,448	75,66,27,524	2,40,98,63,587
Total-Part III Public Accounts	66,89,27,86,943	1,39,62,53,41,604	75,93,35,37,757	1,48,93,87,84,627
Total - Consolidated/Contingency Fund & Public Account	90,07,92,44,324	1,90,31,65,55,534	91,19,14,18,499	1,91,46,54,53,832


(8)


Run Date: 09/08/2023


1. Certified that the Consolidated Abstract of the accounts of the Government for the month of June 2023 completed and filed in my office and signed by me on the
2. Certified that the closing balance under head "Deposits with the Reserve Bank" as shown in my account is being reconciled with the balance shown in the statement of Reserve Bank Deposits received from the Central Accounts office Reserve Bank.
3. The General statement of Account is given below:-

Heads	Amount(As Per Accounts) Rs.	Amount(As Per R.B.I) Rs.
Opening Balance :	35,24,83,821.95	-16,39,12,613.26
Cash in Treasury :	6,99,61,057.00	0.00
Cash in Transit :	0.00	
Deposit with the Reserve Bank :	28,25,22,764.95	-16,39,12,613.26
Receipt of the month :	9007,92,44,324.30	2973,43,31,662.62
Total Receipt :	9043,17,28,146.25	2957,04,19,049.36
Disbursement of the month :	9119,14,18,498.66	3094,01,97,442.98
Closing Balance :	-75,96,90,352.41	-136,97,78,393.62
Details of Closing Balance :		
Cash in Treasury :	6,99,61,057.00	.00
Cash in Transit :	.00	
Deposit with Reserve Bank :	-82,96,51,409.41	-136,97,78,393.62
Total :	9043,17,28,146.25	2957,04,19,049.36


Pr. Accountant General,(A&E)
Meghalaya,Shillong


सह: लेखा अधिकारी
महालेखाकार का कार्यालय(ले.व.ह.),
मेघालय, शिलांग-793001
Asstt. Accounts Officer
O/o the Accountant General (A&E),
Meghalaya, Shillong


वरिष्ठ लेखा अधिकारी
महालेखाकार का कार्यालय (ले. व. ह.)
मेघालय, शिलांग
Sr. Accounts Officer
O/o the Accountant General (A & E),
Meghalaya, Shillong


उप- महालेखाकार (लेखा)
Deputy Accountant General (A/E)
महालेखाकार का कार्यालय
मेघालय, शिलांग
Meghalaya Shillong

Accountant