

Run Date: 21 MAR 2024

CIVIL ACCOUNTS

Form No. AG 125
A

OF

THE STATE OF MEGHALAYA

FOR

FEBRUARY 2024

GENERAL STATEMENT OF ACCOUNTS

Head of Account	Current Month	Progressive
Part I - Consolidated Fund		
Total - Revenue Receipts :	26,74,40,69,046	1,57,20,22,99,022
Total - Expenditure met from Revenue :	12,49,35,40,407	1,34,12,50,10,743
Total - Capital Account Outside the Revenue Account :	3,04,49,46,971	29,75,52,41,493
Net Public Debt and Loans and Advances by the State Government	4,89,67,54,456	23,87,24,39,506
Inter State Settlement Account :		
Appropriation of Contingency Fund :	10,00,00,00,000	10,00,00,00,000
Net Part I - Consolidated Fund :	6,10,23,36,124	7,19,44,86,292
Net Part II - Contingency Fund :	10,03,27,14,398	6,06,17,00,841
Net Part III - Public Account :	-15,91,15,73,234	-13,12,53,89,852
Total - Transaction :	22,34,77,288	13,07,97,281
Opening Balance :	29,65,27,938	38,92,07,945
Closing Balance :	52,00,05,226	52,00,05,226

CIVIL ACCOUNTS OF THE STATE OF MEGHALAYA Run Date : 21/03/2024
FOR FEBRUARY 2024

Heads of Accounts	Current	Progressive
Part I-Consolidated Fund-		
Receipt Heads (Revenue Account)		
A Tax Revenue		
(a) Goods and Services Tax		
0005 Central Goods and Services Tax	2,97,95,00,000	24,69,35,00,000
0006 State Goods and Services Tax (SGST)	1,67,66,25,374	15,68,50,36,003
Total (a) Goods and Services Tax :	4,65,61,25,374	40,37,85,36,003
(b) Taxes on Income and Expenditure		
0020 Corporation Tax	5,03,08,00,000	24,37,48,00,000
0021 Taxes on Income Other than Corporation Tax	7,46,70,00,000	26,28,61,00,000
0028 Other Taxes and Income and Expenditure	5,09,907	4,46,25,723
Total (b) Taxes on Income and Expenditure :	12,49,83,09,907	50,70,55,25,723
(c) Taxes on Property, Capital and Other Transactions		
0029 Land Revenue	23,65,998	4,38,52,161
0030 Stamps and Registration Fees	2,51,93,047	23,68,51,274
Total (c) Taxes on Property, Capital and Other Transactions :	2,75,59,045	28,07,03,435
(d) Taxes on Commodities and Services other than Goods and Services		
0037 Customs	61,18,00,000	2,74,18,00,000
0038 Union Excise Duties	16,27,00,000	1,05,54,00,000
0039 State Excise	48,06,61,626	4,10,06,39,914
0040 Taxes on Sales, Trade etc.	75,75,92,313	7,60,15,18,516
0041 Taxes on Vehicles	14,99,18,260	1,32,00,33,646
0042 Taxes on Goods and Passengers	83,63,667	12,31,45,270
0043 Taxes and Duties on Electricity	17,41,178	2,18,17,413
0044 Service Tax	17,00,000	1,49,00,000
0045 Other Taxes and Duties on Commodities and Services	10,01,87,700	11,84,73,015
Total (d) Taxes on Commodities and Services other than Goods and Service	2,27,46,64,744	17,09,77,27,774
Total A Tax Revenue :	19,45,66,59,070	1,08,46,24,92,935
B Non-Tax Revenue		
(b) Interest Receipts, Dividends and Profits		
0049 Interest Receipts	1,32,60,000	10,85,34,598
0050 Dividends and Profits	29,129	13,60,239

CIVIL ACCOUNTS OF THE STATE OF MEGHALAYA Run Date : 21/03/2024
FOR FEBRUARY 2024

Heads of Accounts	Current	Progressive
B Non-Tax Revenue		
(b) Interest Receipts, Dividends and Profits		
Total (b) Interest Receipts, Dividends and Profits :	1,32,89,129	10,98,94,837
(c) Other Non-Tax Revenue		
(i) General Services		
0051 Public Service Commission	7,68,150	1,38,38,363
0055 Police	1,28,76,632	8,40,59,497
0056 Jails		35,000
0058 Stationery and Printing	1,26,083	8,70,900
0059 Public Works	55,46,115	17,28,41,487
0070 Other Administrative Services	41,89,032	5,96,66,440
0071 Contributions and Recoveries towards Pension and Other Retirement Benefits	4,58,718	70,55,502
0075 Miscellaneous General Services		15,23,521
Total(i) General Services :	2,39,64,730	33,98,90,710
(ii) Social Services		
0202 Education, Sports, Art and Culture	50,645	1,15,75,723
0210 Medical and Public Health	2,88,171	3,32,62,723
0215 Water Supply and Sanitation	46,89,312	5,45,86,637
0216 Housing	4,09,176	75,82,051
0217 Urban Development	7,28,589	12,32,855
0220 Information and Publicity	14,07,740	14,91,820
0230 Labour and Employment	7,63,553	2,43,03,705
0235 Social Security and Welfare	33,776	3,78,102
Total(ii) Social Services :	83,70,962	13,44,13,616
(iii) Economic Services		
0401 Crop Husbandry	21,99,174	2,53,74,673
0403 Animal Husbandry	17,00,290	1,75,17,641
0404 Dairy Development	1,68,800	3,69,865
0405 Fisheries		98,450

**CIVIL ACCOUNTS OF THE STATE OF MEGHALAYA
FOR FEBRUARY 2024**

Run Date :

21/03/2024

Heads of Accounts	Current	Progressive
B Non-Tax Revenue		
(c) Other Non-Tax Revenue		
(iii) Economic Services		
0406 Forestry and Wild Life	8,02,46,751	87,02,94,102
0425 Co-operation	68,023	6,52,134
0435 Other Agricultural Programmes	1,54,132	1,30,43,648
0515 Other Rural Development Programmes		36,000
0575 Other Special Areas Programmes		35,100
0702 Minor Irrigation	1,63,500	28,39,689
0801 Power		2,46,84,000
0851 Village and Small Industries	5,52,245	55,96,831
0853 Non-ferrous Mining and Metallurgical Industries	25,96,86,363	2,83,94,67,233
1055 Road Transport		2,52,651
1452 Tourism	63,09,905	2,66,36,172
1456 Civil Supplies	160	1,44,824
1475 Other General Economic Services	9,70,625	1,48,09,805
Total(iii) Economic Services :	35,22,19,968	3,84,18,52,818
Total (c) Other Non-Tax Revenue :	38,45,55,660	4,31,61,57,144
Total B Non-Tax Revenue :	39,78,44,789	4,42,60,51,981
C Grants-in-Aid and Contributions		
1601 Grants-in-aid from Central Government	6,88,95,65,187	44,31,37,54,106
Total :	6,88,95,65,187	44,31,37,54,106
Total C Grants-in-Aid and Contributions :	6,88,95,65,187	44,31,37,54,106
Total - Revenue Heads (Revenue Account)	26,74,40,69,046	1,57,20,22,99,022

**CIVIL ACCOUNTS
OF THE STATE OF MEGHALAYA
FOR FEBRUARY 2024**

Run Date :

21-MAR-24

Heads of Account	Current	Progressive	
	Amount	Amount	
Expenditure Heads (Revenue Account)			
A GENERAL SERVICES			
(a) Organs of State			
2011	Parliament/State/Union Territory Legislatures	8,61,05,260	95,07,08,661
2012	President, Vice President/Governor,Administrator of Union Territories	88,54,735	12,85,07,619
2013	Council of Ministers	1,90,83,061	51,19,88,119
2014	Administration of Justice	15,86,19,254	85,05,44,121
2015	Elections	5,01,01,439	32,34,39,285
Total (a) Organs of State		32,27,63,749	2,76,51,87,805
(b) Fiscal Services			
(ii) Collection of Taxes on Property and Capital Transactions			
2029	Land Revenue	1,36,38,988	14,93,95,782
2030	Stamps and Registration	22,17,718	2,53,36,896
Total(ii) Collection of Taxes on Property and Capital Transactions		1,58,56,706	17,47,32,678
(iii) Collection of Taxes on Commodities and Services			
2039	State Excise	1,88,53,290	20,87,46,272
2040	Taxes on Sales, Trade etc.	2,78,50,492	27,90,22,138
2041	Taxes on Vehicles	1,46,48,971	37,55,31,338
2045	Other Taxes and Duties on Commodities and Services	19,66,127	2,09,25,044
Total(iii) Collection of Taxes on Commodities and Services		6,33,18,880	88,42,24,792
(iv) Other Fiscal Services			
2047	Other Fiscal Services	3,50,852	39,97,330
Total(iv) Other Fiscal Services		3,50,852	39,97,330
Total (b) Fiscal Services		7,95,26,438	1,06,29,54,800
(c) Interest payment and servicing of debt			
2048	Appropriation for Reduction or Avoidance of Debt	92,21,16,000	92,21,16,000
2049	Interest Payments	46,89,61,585	8,10,16,61,408
Total (c) Interest payment and servicing of debt		1,39,10,77,585	9,02,37,77,408
(d) Administrative Services			
2051	Public Service Commission	68,47,325	8,28,43,264
2052	Secretariat-General Services	9,32,94,436	1,02,12,55,643
2053	District Administration	5,30,46,074	60,06,71,937
2054	Treasury and Accounts Administration	3,98,57,582	52,39,36,924

**CIVIL ACCOUNTS
OF THE STATE OF MEGHALAYA
FOR FEBRUARY 2024**

Run Date :

21-MAR-24

Heads of Account	Current	Progressive
	Amount	Amount
A GENERAL SERVICES		
(d) Administrative Services		
2055 Police	97,15,73,442	9,50,48,00,306
2056 Jails	1,37,04,114	17,02,20,995
2058 Stationery and Printing	3,63,43,670	37,54,43,394
2059 Public Works	19,29,82,533	2,45,97,29,893
2062 Vigilance	1,72,988	33,24,835
2070 Other Administrative Services, ETC.,	13,19,65,108	1,42,18,52,549
Total (d) Administrative Services	1,53,97,87,272	16,16,40,79,740
(e) Pensions and Miscellaneous General Services		
2071 Pensions and other Retirement Benefits	1,48,60,76,371	16,07,72,56,993
2075 Miscellaneous General Services	15,00,92,607	16,08,53,863
Total (e) Pensions and Miscellaneous General Services	1,63,61,68,978	16,23,81,10,856
Total A GENERAL SERVICES	4,96,93,24,022	45,25,41,10,609
B SOCIAL SERVICES		
(a) Education, Sports, Art and Culture		
2202 General Education	1,09,95,13,000	22,50,39,19,270
2203 Technical Education	1,64,28,986	24,12,16,105
2204 Sports and Youth Services	1,51,90,801	31,66,50,303
2205 Art and Culture	77,56,719	10,56,01,592
Total (a) Education, Sports, Art and Culture	1,13,88,89,506	23,16,73,87,270
(b) Health and Family Welfare		
2210 Medical and Public Health	1,70,88,60,991	12,68,27,50,581
2211 Family Welfare	6,31,81,815	67,99,37,600
Total (b) Health and Family Welfare	1,77,20,42,806	13,36,26,88,181
(c) Water Supply, Sanitation, Housing and Urban Development		
2215 Water Supply and Sanitation	29,39,77,884	3,37,17,40,994
2216 Housing	2,11,12,664	81,24,01,164
2217 Urban Development	65,18,65,019	1,13,21,84,611
Total (c) Water Supply, Sanitation, Housing and Urban Development	96,69,55,567	5,31,63,26,769
(d) Information and Broadcasting		
2220 Information and Publicity	4,26,04,320	19,47,77,750
Total (d) Information and Broadcasting	4,26,04,320	19,47,77,750
(f) Labour and Labour Welfare		
2230 Labour Employment and Skill	5,62,87,194	51,18,32,510

**CIVIL ACCOUNTS
OF THE STATE OF MEGHALAYA
FOR FEBRUARY 2024**

Run Date :

21-MAR-24

Heads of Account	Current	Progressive
	Amount	Amount
B SOCIAL SERVICES		
(f) Labour and Labour Welfare		
Development		
Total (f) Labour and Labour Welfare	5,62,87,194	51,18,32,510
(g) Social Welfare and Nutrition		
2235 Social Security and Welfare	93,95,16,998	2,91,10,75,302
2236 Nutrition	66,19,113	1,15,73,67,102
2245 Relief on account of Natural Calamities	9,23,701	8,94,33,379
Total (g) Social Welfare and Nutrition	94,70,59,812	4,15,78,75,783
(h) Others		
2251 Secretariat-Social Services	1,15,53,745	12,15,84,242
Total (h) Others	1,15,53,745	12,15,84,242
Total B SOCIAL SERVICES	4,93,53,92,950	46,83,24,72,505
C ECONOMIC SERVICES		
(a) Agriculture and Allied Activities		
2401 Crop Husbandry	21,65,78,265	1,26,41,65,907
2402 Soil and Water Conservation	21,70,72,184	1,32,14,50,915
2403 Animal Husbandry	10,84,07,942	1,18,37,69,353
2404 Dairy Development	1,35,76,176	12,44,53,201
2405 Fisheries	1,48,05,275	25,26,18,471
2406 Forestry and Wild Life	15,31,09,773	1,78,54,30,651
2415 Agricultural Research and Education	2,77,03,038	25,67,56,915
2425 Co-operation	2,21,29,125	26,97,67,657
2435 Other Agricultural Programmes	2,43,97,446	12,32,63,106
Total (a) Agriculture and Allied Activities	79,77,79,224	6,58,16,76,176
(b) Rural Development		
2501 Special Programmes for Rural Development	70,23,42,111	3,10,91,56,237
2505 Rural Employment		17,79,47,15,125
2515 Other Rural Development Programmes	8,10,17,691	99,40,22,738
Total (b) Rural Development	78,33,59,802	21,89,78,94,100
(c) Special Areas Programmes		
2552 North Eastern Areas		2,38,76,700
2575 Other Special Area Programmes	60,22,199	6,24,64,601
Total (c) Special Areas Programmes	60,22,199	8,63,41,301
(d) Irrigation and Flood Control		

**CIVIL ACCOUNTS
OF THE STATE OF MEGHALAYA
FOR FEBRUARY 2024**

Run Date :

21-MAR-24

Heads of Account	Current	Progressive
	Amount	Amount
C ECONOMIC SERVICES		
(d) Irrigation and Flood Control		
2702 Minor Irrigation	3,86,65,811	53,70,89,266
2711 Flood Control and Drainage	3,56,772	2,57,08,960
Total (d) Irrigation and Flood Control	3,90,22,583	56,27,98,226
(e) Energy		
2801 Power	22,27,28,721	2,42,40,91,721
2810 New and Renewable Energy		1,49,61,970
Total (e) Energy	22,27,28,721	2,43,90,53,691
(f) Industry and Minerals		
2851 Village and Small Industries	6,39,76,396	74,58,11,084
2852 Industries	75,40,268	15,81,71,458
2853 Non-ferrous Mining and Metallurgical Industries	1,64,22,087	67,32,09,477
Total (f) Industry and Minerals	8,79,38,751	1,57,71,92,019
(g) Transport		
3054 Roads and Bridges	14,69,82,650	3,05,62,08,171
Total (g) Transport	14,69,82,650	3,05,62,08,171
(i) Science Technology and Environment		
3425 Other Scientific Research	5,78,236	63,07,958
Total (i) Science Technology and Environment	5,78,236	63,07,958
(j) General Economic Services		
3451 Secretariat-Economic Services	39,97,08,188	4,75,44,92,294
3452 Tourism	74,75,601	17,49,14,963
3454 Census Survey and Statistics	5,72,45,428	23,42,67,280
3456 Civil Supplies	3,44,61,349	60,44,28,360
3475 Other General Economic Services	55,20,703	6,28,53,090
Total (j) General Economic Services	50,44,11,269	5,83,09,55,987
Total C ECONOMIC SERVICES	2,58,88,23,435	42,03,84,27,629
Total-A.B.C. (Expenditure Heads-Revenue Account)	12,49,35,40,407	1,34,12,50,10,743

**CIVIL ACCOUNTS
OF THE STATE OF MEGHALAYA
FOR FEBRUARY 2024**

Run Date :

21-MAR-24

Heads of Account	Current	Progressive
	Amount	Amount
(Expenditure Heads-Capital Account)		
A Capital Accounts of General Services		
4055 Capital Outlay on Police		11,36,38,835
4058 Capital Outlay on Stationery and Printing		1,96,93,896
4059 Capital Outlay on Public Works	7,37,40,680	60,16,44,977
Total	7,37,40,680	73,49,77,708
Total A Capital Accounts of General Services	7,37,40,680	73,49,77,708
B Capital Account of Social Services		
(a) Capital Account of Education, Sports, Art and Culture		
4202 Capital Outlay on Education, Sports, Art and Culture		56,18,18,350
Total (a) Capital Account of Education, Sports, Art and Culture		56,18,18,350
(b) Capital Account of Health and Family Welfare		
4210 Capital Outlay on Medical and Public Health	80,00,000	40,62,56,985
Total (b) Capital Account of Health and Family Welfare	80,00,000	40,62,56,985
(c) Capital Account of Water Supply, Sanitation, Housing and Urban Development		
4215 Capital Outlay on Water Supply and Sanitation	8,37,12,035	1,59,06,62,914
4216 Capital Outlay on Housing	12,14,701	10,51,33,979
4217 Capital Outlay on Urban Development	22,46,50,000	2,45,29,24,443
Total (c) Capital Account of Water Supply, Sanitation, Housing and Urban Development	30,95,76,736	4,14,87,21,336
(g) Capital Account of Social Welfare and Nutrition		
4235 Capital Outlay on Social Security and Welfare	31,30,84,540	32,13,26,980
Total (g) Capital Account of Social Welfare and Nutrition	31,30,84,540	32,13,26,980
Total B Capital Account of Social Services	63,06,61,276	5,43,81,23,651
C Capital Account of Economic Services		
(a) Capital Account of Agriculture and Allied Activities		
4406 Capital Outlay on Forestry and Wild Life		5,00,000
4408 Capital Outlay on Food Storage and Warehousing		51,99,857
4425 Capital Outlay on Co-operation		30,00,000
Total (a) Capital Account of Agriculture and Allied Activities		86,99,857
(b) Capital Account of Rural Development		

**CIVIL ACCOUNTS
OF THE STATE OF MEGHALAYA
FOR FEBRUARY 2024**

Run Date :

21-MAR-24

Heads of Account	Current	Progressive
	Amount	Amount
C Capital Account of Economic Services		
(b) Capital Account of Rural Development		
4515 Capital Outlay on other Rural Development Programmes		16,33,25,123
Total (b) Capital Account of Rural Development		16,33,25,123
(d) Capital Account of Irrigation and Flood Control		
4702 Capital Outlay on Minor Irrigation	37,10,91,750	56,92,97,565
4711 Capital Outlay on Flood Control Projects	28,06,600	28,06,600
Total (d) Capital Account of Irrigation and Flood Control	37,38,98,350	57,21,04,165
(e) Capital Account of Energy		
4801 Capital Outlay on Power Projects	1,40,00,00,000	6,52,84,94,000
Total (e) Capital Account of Energy	1,40,00,00,000	6,52,84,94,000
(g) Capital Account of Transport		
5053 Capital Outlay on Civil Aviation		5,05,74,897
5054 Capital Outlay on Roads and Bridges	56,66,46,665	8,68,47,00,347
Total (g) Capital Account of Transport	56,66,46,665	8,73,52,75,244
(j) Capital Account of General Economic Services		
5452 Capital Outlay on Tourism		1,82,41,745
5465 Investment in General Financial and Trading Institutions		75,00,000
5475 Capital Outlay on Other General Economic Services		7,54,85,00,000
Total (j) Capital Account of General Economic Services		7,57,42,41,745
Total C Capital Account of Economic Services	2,34,05,45,015	23,58,21,40,134
Total-Expenditure Heads-Capital Account	3,04,49,46,971	29,75,52,41,493
Total - Expenditure.(Rev. & Cap.)C.O.	15,53,84,87,378	1,63,88,02,52,236

**CIVIL ACCOUNTS OF THE STATE OF MEGHALAYA
FOR FEBRUARY 2024**

Run Date 21/03/2024

Heads of Account	Receipt		Payment		
	Current	Progressive	Current	Progressive	
PART III-PUBLIC ACCOUNT					
E Public Debt					
6003	Internal Debt of the State Government	3,76,80,97,500	56,08,04,59,532	3,85,49,88,800	45,54,12,08,032
6004	Loans and Advances from the Central Government	5,20,39,03,650	13,52,73,11,935	2,40,93,192	22,04,57,043
Total E Public Debt		8,97,20,01,150	69,60,77,71,467	3,87,90,81,992	45,76,16,65,075
F Loans and Advances					
(a) Loans for Social Services					
6216	Loans for Housing	8,71,990	25,43,714		
Total (a) Loans for Social Services		8,71,990	25,43,714		
(b) Loans for Economic Services					
(i) Agricultural and Allied Activities					
6425	Loans for Cooperation		19,934		
Total (i) Agricultural and Allied Activities			19,934		
Total (b) Loans for Economic Services			19,934		
(c) Loans to Government Servants					
7610	Loans to Government Servants etc	34,60,308	22,85,21,060	20,04,97,000	20,47,51,594
Total (c) Loans to Government Servants		34,60,308	22,85,21,060	20,04,97,000	20,47,51,594
Total F Loans and Advances		43,32,298	23,10,84,708	20,04,97,000	20,47,51,594
Total - E & F C.O.		8,97,63,33,448	69,83,88,56,175	4,07,95,78,992	45,96,64,16,669
Total- Rev. Head + E & F		35,72,04,02,494	2,27,04,11,55,197	19,61,80,66,370	2,09,84,66,68,905
H Transfer to Contingency Fund					
7999	Appropriation to the Contingency Fund			10,00,00,00,000	10,00,00,00,000
Total H Transfer to Contingency Fund				10,00,00,00,000	10,00,00,00,000
Total-Part I Consolidated Fund		35,72,04,02,494	2,27,04,11,55,197	29,61,80,66,370	2,19,84,66,68,905
PART III-PUBLIC ACCOUNT					
NULL (RESERVED FOR 8000)					
8000	Contingency Fund	11,32,08,42,575	11,32,08,42,575	1,28,81,28,177	5,25,91,41,734
Total NULL (RESERVED FOR 8000)		11,32,08,42,575	11,32,08,42,575	1,28,81,28,177	5,25,91,41,734
Total-Consolidated and Contingency Fund		47,04,12,45,069	2,38,36,19,97,772	30,90,61,94,547	2,25,10,58,10,639

**CIVIL ACCOUNTS OF THE STATE OF MEGHALAYA
FOR FEBRUARY 2024**

Run Date 21/03/2024

Heads of Account	Receipt		Payment	
	Current	Progressive	Current	Progressive
PART III-PUBLIC ACCOUNT				
I Small Savings , Provident Funds, etc.				
(b) State Provident Funds				
8009 State Provident Funds	26,45,73,661	2,96,56,90,650	36,60,90,974	3,65,44,95,629
Total (b) State Provident Funds	26,45,73,661	2,96,56,90,650	36,60,90,974	3,65,44,95,629
Total I Small Savings , Provident Funds, etc.	26,45,73,661	2,96,56,90,650	36,60,90,974	3,65,44,95,629
J Reserve Fund				
(b) Reserve Funds not bearing Interest				
8222 Sinking Funds	92,30,75,910	1,03,47,95,609	92,30,75,910	94,61,65,365
8235 General and Other Reserve Funds	15,09,29,158	15,18,10,852	15,09,29,158	15,18,10,852
Total (b) Reserve Funds not bearing Interest	1,07,40,05,068	1,18,66,06,461	1,07,40,05,068	1,09,79,76,217
Total J Reserve Fund	1,07,40,05,068	1,18,66,06,461	1,07,40,05,068	1,09,79,76,217
K. Deposit and Advances				
(a) Deposits bearing Interest				
8342 Other Deposits	20,31,28,020	2,01,62,09,979	20,45,35,943	2,01,55,38,827
Total (a) Deposits bearing Interest	20,31,28,020	2,01,62,09,979	20,45,35,943	2,01,55,38,827
(b) Deposits not bearing Interest				
8443 Civil Deposits	45,72,57,554	10,57,53,60,170	2,74,31,89,971	7,86,35,52,047
8449 Other Deposits	14,88,916	1,47,23,321	23,49,889	1,45,95,338
Total (b) Deposits not bearing Interest	45,87,46,470	10,59,00,83,491	2,74,55,39,860	7,87,81,47,385
(c) Advances				
8550 Civil Advances	6,52,96,730	61,83,35,646	6,52,96,730	61,83,35,646
Total (c) Advances	6,52,96,730	61,83,35,646	6,52,96,730	61,83,35,646
Total K. Deposit and Advances	72,71,71,220	13,22,46,29,116	3,01,53,72,533	10,51,20,21,858
L. Suspense and Miscellaneous				
(b) Suspense				
8658 Suspense Accounts	46,00,93,648	32,16,31,639	96,28,714	9,66,84,290
Total (b) Suspense	46,00,93,648	32,16,31,639	96,28,714	9,66,84,290
(c) Other Accounts				
8671 Departmental Balances		7,26,56,699		7,26,56,213
8673 Cash Balance Investment Account	7,51,65,00,000	1,00,85,05,00,000	21,51,13,00,000	1,16,36,93,00,000
8675 Deposits with Reserve Bank	86,05,85,77,527	6,45,52,01,28,018	86,05,85,77,527	6,45,52,01,28,018
Total (c) Other Accounts	93,57,50,77,527	7,46,44,32,84,717	1,07,56,98,77,527	7,61,96,20,84,231

**CIVIL ACCOUNTS OF THE STATE OF MEGHALAYA
FOR FEBRUARY 2024**

Run Date 21/03/2024

Heads of Account	Receipt		Payment	
	Current	Progressive	Current	Progressive
L. Suspense and Miscellaneous				
Total L. Suspense and Miscellaneous	94,03,51,71,175	7,46,76,49,16,356	1,07,57,95,06,241	7,62,05,87,68,521
M. Remittances				
(a) Money Orders, and other Remittances				
8782 Cash Remittances and adjustments between officers rendering accounts to the same Accounts Officer	2,39,35,54,238	24,05,02,62,370	2,36,66,02,698	24,00,06,45,702
Total (a) Money Orders, and other Remittances	2,39,35,54,238	24,05,02,62,370	2,36,66,02,698	24,00,06,45,702
(b) Inter- Government Adjustment Account				
8793 Inter-State Suspense Account			44,71,082	-64,13,122
Total (b) Inter- Government Adjustment Account			44,71,082	-64,13,122
Total M. Remittances	2,39,35,54,238	24,05,02,62,370	2,37,10,73,780	23,99,42,32,580
Total-Part III Public Accounts	98,49,44,75,362	7,88,19,21,04,953	1,14,40,60,48,596	8,01,31,74,94,805
Total - Consolidated/Contingency Fund & Public Account	1,45,53,57,20,430	10,26,55,41,02,725	1,45,31,22,43,143	10,26,42,33,05,444

Run Date: 22/03/2024

1. Certified that the Consolidated Abstract of the accounts of the Government completed and filed in my office and signed by me on the


for the month of February 2024

2. Certified that the closing balance under head "Deposits with the Reserve office Reserve Bank.


Bank" as shown in my account is being reconciled with the balance shown in the statement of Reserve Bank Deposits received from the Central Accounts

3. The General statement of Account is given below:-


Heads	As Per Accounts (Amount in rupees)	As Per R.B.I (Amount in rupees)
Opening Balance :	29,65,27,938.30	-26,14,84,740.91
Cash in Treasury :	6,99,61,057.00	0.00
Cash in Transit :	0.00	
Deposit with the Reserve Bank :	22,65,66,881.30	-26,14,84,740.91
Receipt of the month :	14553,57,20,430.21	4399,07,43,334.16
Total Receipt :	14583,22,48,368.51	4372,92,58,593.25
Disbursement of the month :	14531,22,43,142.65	4373,53,83,834.60
Closing Balance :	52,00,05,225.86	-61,25,241.35
Details of Closing Balance :		
Cash in Treasury :	6,99,61,057.00	.00
Cash in Transit :	.00	
Deposit with Reserve Bank :	45,00,44,168.86	-61,25,241.35
Total :	14583,22,48,368.51	4372,92,58,593.25




Pr. Accountant General, (A&E)
Meghalaya, Shillong


22/03/2024

सह: लेखा अधिकारी
महालेखाकार का कार्यालय (ले. व. ह.),
मेघालय, शिलांग-793001
Asstt. Accounts Officer
O/o the Accountant General (A&E),
Meghalaya, Shillong


22/3

वरिष्ठ लेखा अधिकारी
महालेखाकार का कार्यालय (ले. व. ह.)
मेघालय, शिलांग
Sr. Accounts Officer
O/o the Accountant General (A & E),
Meghalaya, Shillong


22/3/24

उप- महालेखाकार (लेखा)
Deputy Accountant General - A/c
मेघालय ईलाका, शिलांग
Meghalaya Shillong