

Run Date: 06 FEB 2023

Form No. $\frac{AG}{A}$ 125

CIVIL ACCOUNTS

OF

THE STATE OF MEGHALAYA

FOR

DECEMBER 2022

GENERAL STATEMENT OF ACCOUNTS

Head of Account	Current Month	Progressive
Part I - Consolidated Fund		
Total - Revenue Receipts :	11,80,10,03,609	98,39,84,90,337
Total - Expenditure met from Revenue :	20,02,80,02,917	1,03,63,98,90,838
Total - Capital Account Outside the Revenue Account :	2,14,13,41,035	10,45,55,89,953
Net Public Debt and Loans and Advances by the State Government	5,59,27,78,294	19,67,14,01,754
Inter State Settlement Account :		
Appropriation of Contingency Fund :		
Net Part I - Consolidated Fund :	-4,77,55,62,049	3,97,44,11,300
Net Part II - Contingency Fund :	-1,52,34,74,441	-5,72,08,97,437
Net Part III - Public Account :	6,89,61,74,670	2,84,52,69,647
Total - Transaction :	59,71,38,180	1,09,87,83,510
Opening Balance :	-9,36,99,170	-59,53,44,500
Closing Balance :	50,34,39,010	50,34,39,010

**CIVIL ACCOUNTS OF THE STATE OF MEGHALAYA
FOR DECEMBER 2022**

Run Date :

03/02/2023

Heads of Accounts	Current	Progressive
Part I-Consolidated Fund-		
Receipt Heads (Revenue Account)		
A Tax Revenue		
(a) Goods and Services Tax		
0005 Central Goods and Services Tax	1,46,91,00,000	16,16,00,00,000
0006 State Goods and Services Tax (SGST)	2,10,70,68,237	10,76,88,80,615
Total (a) Goods and Services Tax :	3,57,61,68,237	26,92,88,80,615
(b) Taxes on Income and Expenditure		
0020 Corporation Tax	1,39,70,00,000	14,10,96,00,000
0021 Taxes on Income Other than Corporation Tax	1,34,92,00,000	13,62,68,00,000
0028 Other Taxes and Income and Expenditure	6,51,991	4,31,07,089
Total (b) Taxes on Income and Expenditure :	2,74,68,51,991	27,77,95,07,089
(c) Taxes on Property, Capital and Other Transactions		
0029 Land Revenue	1,17,03,147	4,13,05,994
0030 Stamps and Registration Fees	1,76,76,084	22,23,64,356
Total (c) Taxes on Property, Capital and Other Transactions :	2,93,79,231	26,36,70,350
(d) Taxes on Commodities and Services other than Goods and Services		
0037 Customs	19,40,00,000	2,13,40,00,000
0038 Union Excise Duties	6,04,00,000	66,44,00,000
0039 State Excise	35,13,76,425	2,61,28,48,982
0040 Taxes on Sales, Trade etc.	39,94,17,565	4,33,20,00,043
0041 Taxes on Vehicles	9,85,69,345	97,79,62,539
0042 Taxes on Goods and Passengers	1,07,50,357	10,53,13,446
0043 Taxes and Duties on Electricity	8,74,837	1,25,29,412
0044 Service Tax	45,00,000	4,95,00,000
0045 Other Taxes and Duties on Commodities and Services	12,45,500	1,39,33,816
Total (d) Taxes on Commodities and Services other than Goods and Servic	1,12,11,34,029	10,90,24,88,238
Total A Tax Revenue :	7,47,35,33,488	65,87,45,46,292
B Non-Tax Revenue		
(b) Interest Receipts, Dividends and Profits		
0049 Interest Receipts	36,60,712	6,70,38,840
0050 Dividends and Profits	4,954	27,55,955

**CIVIL ACCOUNTS OF THE STATE OF MEGHALAYA
FOR DECEMBER 2022**

Run Date :

03/02/2023

Heads of Accounts	Current	Progressive
B Non-Tax Revenue		
(b) Interest Receipts, Dividends and Profits		
Total (b) Interest Receipts, Dividends and Profits :	36,65,666	6,97,94,795
(c) Other Non-Tax Revenue		
(i) General Services		
0051 Public Service Commission		1,80,585
0055 Police	33,46,801	6,70,68,589
0056 Jails		33,055
0058 Stationery and Printing	1,61,539	7,04,613
0059 Public Works	75,98,398	8,41,44,117
0070 Other Administrative Services	1,08,05,383	4,83,86,941
0071 Contributions and Recoveries towards Pension and Other Retirement Benefits	9,99,360	1,06,03,487
0075 Miscellaneous General Services	22,000	57,555
Total(i) General Services :	2,29,33,481	21,11,78,942
(ii) Social Services		
0202 Education, Sports, Art and Culture	4,91,743	1,93,80,575
0210 Medical and Public Health	1,80,861	47,48,051
0215 Water Supply and Sanitation	71,36,916	6,11,61,239
0216 Housing	4,16,352	35,76,561
0217 Urban Development	27,000	7,10,961
0220 Information and Publicity		8,10,834
0230 Labour and Employment	6,70,481	1,98,38,313
0235 Social Security and Welfare		51,457
Total(ii) Social Services :	89,23,353	11,02,77,991
(iii) Economic Services		
0401 Crop Husbandry	16,35,537	1,94,35,938
0403 Animal Husbandry	14,77,402	1,33,47,980
0404 Dairy Development		1,18,745
0405 Fisheries	15,000	1,53,720

**CIVIL ACCOUNTS OF THE STATE OF MEGHALAYA
FOR DECEMBER 2022**

Run Date :

03/02/2023

Heads of Accounts	Current	Progressive
B Non-Tax Revenue		
(c) Other Non-Tax Revenue		
(iii) Economic Services		
0406 Forestry and Wild Life	8,03,43,883	98,63,78,871
0425 Co-operation	45,816	3,30,487
0435 Other Agricultural Programmes	2,44,404	90,97,850
0515 Other Rural Development Programmes		-87,89,010
0575 Other Special Areas Programmes	16,500	16,500
0702 Minor Irrigation	2,31,600	85,99,057
0801 Power		2,76,05,000
0851 Village and Small Industries	5,13,383	72,86,268
0853 Non-ferrous Mining and Metallurgical Industries	14,80,33,709	1,81,82,28,252
1055 Road Transport		5,10,000
1452 Tourism	2,000	1,73,149
1456 Civil Supplies	4,700	1,48,075
1475 Other General Economic Services	16,87,710	1,24,82,108
Total(iii) Economic Services :	23,42,51,644	2,89,51,22,990
Total (c) Other Non-Tax Revenue :	26,61,08,478	3,21,65,79,923
Total B Non-Tax Revenue :	26,97,74,144	3,28,63,74,718
C Grants-in-Aid and Contributions		
1601 Grants-in-aid from Central Government	4,05,76,95,977	29,23,75,69,327
Total :	4,05,76,95,977	29,23,75,69,327
Total C Grants-in-Aid and Contributions :	4,05,76,95,977	29,23,75,69,327
Total - Revenue Heads (Revenue Account) :	11,80,10,03,609	98,39,84,90,337

**CIVIL ACCOUNTS
OF THE STATE OF MEGHALAYA
FOR DECEMBER 2022**

Run Date : 03-FEB-23

Heads of Account	Current	Progressive	
	Amount	Amount	
Expenditure Heads (Revenue Account)			
A GENERAL SERVICES			
(a) Organs of State			
2011	Parliament/State/Union Territory Legislatures	10,60,85,485	65,46,01,850
2012	President, Vice President/Governor, Administrator of Union Territories	1,19,41,911	11,82,49,344
2013	Council of Ministers	2,98,05,943	75,37,34,295
2014	Administration of Justice	8,16,61,355	45,10,78,343
2015	Elections	3,24,92,582	16,44,51,640
Total (a) Organs of State		26,19,87,276	2,14,21,15,472
(b) Fiscal Services			
(ii) Collection of Taxes on Property and Capital Transactions			
2029	Land Revenue	2,45,09,346	12,93,83,098
2030	Stamps and Registration	44,12,031	2,24,14,108
Total(ii) Collection of Taxes on Property and Capital Transactions		2,89,21,377	15,17,97,206
(iii) Collection of Taxes on Commodities and Services			
2039	State Excise	3,48,54,833	17,78,71,467
2040	Taxes on Sales, Trade etc.	4,72,18,112	24,26,98,525
2041	Taxes on Vehicles	3,26,63,820	25,13,53,765
2045	Other Taxes and Duties on Commodities and Services	32,56,536	1,71,61,187
Total(iii) Collection of Taxes on Commodities and Services		11,79,93,301	68,90,84,944
(iv) Other Fiscal Services			
2047	Other Fiscal Services	13,08,968	54,69,402
Total(iv) Other Fiscal Services		13,08,968	54,69,402
Total (b) Fiscal Services		14,82,23,646	84,63,51,552
(c) Interest payment and servicing of debt			
2049	Interest Payments	97,22,82,974	6,06,48,86,481
Total (c) Interest payment and servicing of debt		97,22,82,974	6,06,48,86,481
(d) Administrative Services			
2051	Public Service Commission	96,51,155	4,77,01,526
2052	Secretariat-General Services	17,00,41,322	87,74,06,092
2053	District Administration	9,54,48,584	49,16,88,935
2054	Treasury and Accounts Administration	7,29,55,280	35,70,71,470
2055	Police	1,58,42,62,252	7,80,99,70,732
2056	Jails	3,79,67,487	14,51,16,104

**CIVIL ACCOUNTS
OF THE STATE OF MEGHALAYA
FOR DECEMBER 2022**

Run Date : 03-FEB-23

Heads of Account	Current	Progressive
	Amount	Amount
A GENERAL SERVICES		
(d) Administrative Services		
2058 Stationery and Printing	6,39,11,613	31,08,58,679
2059 Public Works	43,62,31,838	2,00,83,46,643
2062 Vigilance	8,83,767	44,99,857
2070 Other Administrative Services, ETC.,	25,08,09,712	1,19,27,33,545
Total (d) Administrative Services	2,72,21,63,010	13,24,53,93,583
(e) Pensions and Miscellaneous General Services		
2071 Pensions and other Retirement Benefits	2,00,79,29,444	13,10,91,94,801
2075 Miscellaneous General Services	18,16,456	98,94,912
Total (e) Pensions and Miscellaneous General Services	2,00,97,45,900	13,11,90,89,713
Total A GENERAL SERVICES	6,11,44,02,806	35,41,78,36,801
B SOCIAL SERVICES		
(a) Education, Sports, Art and Culture		
2202 General Education	5,57,12,94,707	20,67,77,61,572
2203 Technical Education	3,04,66,924	17,60,28,551
2204 Sports and Youth Services	11,27,08,297	79,01,01,473
2205 Art and Culture	2,16,45,387	17,90,85,401
Total (a) Education, Sports, Art and Culture	5,73,61,15,315	21,82,29,76,997
(b) Health and Family Welfare		
2210 Medical and Public Health	1,42,86,92,584	9,69,02,53,668
2211 Family Welfare	10,70,74,829	32,04,33,161
Total (b) Health and Family Welfare	1,53,57,67,413	10,01,06,86,829
(c) Water Supply, Sanitation, Housing and Urban Development		
2215 Water Supply and Sanitation	48,44,86,005	2,69,43,74,263
2216 Housing	24,44,40,318	99,27,00,510
2217 Urban Development	6,33,32,128	41,41,32,011
Total (c) Water Supply, Sanitation, Housing and Urban Development	79,22,58,451	4,10,12,06,784
(d) Information and Broadcasting		
2220 Information and Publicity	2,52,60,026	16,38,58,115
Total (d) Information and Broadcasting	2,52,60,026	16,38,58,115
(e) Welfare of Scheduled Castes, Scheduled Tribes and Other Backward Classes		
2225 Welfare of Scheduled Castes, Scheduled Tribes, Other Backward Classes and Minorities	40,50,00,000	86,00,00,000

**CIVIL ACCOUNTS
OF THE STATE OF MEGHALAYA
FOR DECEMBER 2022**

Run Date : 03-FEB-23

Heads of Account	Current	Progressive
	Amount	Amount
B SOCIAL SERVICES		
(e) Welfare of Scheduled Castes, Scheduled Tribes and Other Backward Classes		
Total (e) Welfare of Scheduled Castes, Scheduled Tribes and Other Backward Classes	40,50,00,000	86,00,00,000
(f) Labour and Labour Welfare		
2230 Labour Employment and Skill Development	6,85,45,374	34,84,25,243
Total (f) Labour and Labour Welfare	6,85,45,374	34,84,25,243
(g) Social Welfare and Nutrition		
2235 Social Security and Welfare	30,18,37,823	1,56,85,62,543
2236 Nutrition	3,54,49,659	35,91,15,700
2245 Relief on account of Natural Calamities	31,88,518	28,98,48,638
Total (g) Social Welfare and Nutrition	34,04,76,000	2,21,75,26,881
(h) Others		
2251 Secretariat-Social Services	1,97,30,819	10,24,53,895
Total (h) Others	1,97,30,819	10,24,53,895
Total B SOCIAL SERVICES	8,92,31,53,398	39,62,71,34,744
C ECONOMIC SERVICES		
(a) Agriculture and Allied Activities		
2401 Crop Husbandry	26,08,35,251	1,04,59,78,084
2402 Soil and Water Conservation	11,93,12,657	1,60,14,07,217
2403 Animal Husbandry	19,25,44,239	1,03,91,09,030
2404 Dairy Development	1,73,66,333	9,62,20,404
2405 Fisheries	3,22,34,683	25,53,61,108
2406 Forestry and Wild Life	25,87,84,171	1,16,31,09,992
2415 Agricultural Research and Education	4,58,80,030	21,36,99,524
2425 Co-operation	4,30,00,474	22,27,11,330
2435 Other Agricultural Programmes	4,50,59,781	21,13,54,886
Total (a) Agriculture and Allied Activities	1,01,50,17,619	5,84,89,51,575
(b) Rural Development		
2501 Special Programmes for Rural Development	47,02,28,666	2,30,38,44,109
2505 Rural Employment	5,92,11,000	5,28,17,17,454
2515 Other Rural Development Programmes	45,76,27,516	1,21,18,25,016
Total (b) Rural Development	98,70,67,182	8,79,73,86,579
(c) Special Areas Programmes		
2575 Other Special Area Programmes	1,13,75,463	12,94,39,993

CIVIL ACCOUNTS
OF THE STATE OF MEGHALAYA
FOR DECEMBER 2022

Run Date : 03-FEB-23

Heads of Account	Current	Progressive
	Amount	Amount
C ECONOMIC SERVICES		
(c) Special Areas Programmes		
Total (c) Special Areas Programmes	1,13,75,463	12,94,39,993
(d) Irrigation and Flood Control		
2702 Minor Irrigation	10,19,96,268	45,59,14,446
2711 Flood Control and Drainage	5,66,289	1,35,98,843
Total (d) Irrigation and Flood Control	10,25,62,557	46,95,13,289
(e) Energy		
2801 Power	75,82,000	2,59,39,44,012
Total (e) Energy	75,82,000	2,59,39,44,012
(f) Industry and Minerals		
2851 Village and Small Industries	11,57,30,530	66,74,85,761
2852 Industries	1,75,64,167	13,43,59,899
2853 Non-ferrous Mining and Metallurgical Industries	38,80,83,962	1,10,15,29,536
Total (f) Industry and Minerals	52,13,78,659	1,90,33,75,196
(g) Transport		
3054 Roads and Bridges	78,38,81,976	2,73,01,71,253
Total (g) Transport	78,38,81,976	2,73,01,71,253
(i) Science Technology and Environment		
3425 Other Scientific Research	11,82,059	53,43,349
Total (i) Science Technology and Environment	11,82,059	53,43,349
(j) General Economic Services		
3451 Secretariat-Economic Services	1,47,23,88,432	5,54,61,89,765
3452 Tourism	1,19,26,210	18,72,32,987
3454 Census Survey and Statistics	3,28,44,470	16,76,67,872
3456 Civil Supplies	3,27,05,374	16,01,95,356
3475 Other General Economic Services	1,05,34,712	5,55,08,067
Total (j) General Economic Services	1,56,03,99,198	6,11,67,94,047
Total C ECONOMIC SERVICES	4,99,04,46,713	28,59,49,19,293
Total-A.B.C. (Expenditure Heads-Revenue Account)	20,02,80,02,917	1,03,63,98,90,838

**CIVIL ACCOUNTS
OF THE STATE OF MEGHALAYA
FOR DECEMBER 2022**

Run Date : 03-FEB-23

Heads of Account	Current	Progressive
	Amount	Amount
(Expenditure Heads-Capital Account)		
A Capital Accounts of General Services		
4059 Capital Outlay on Public Works	12,54,54,140	71,93,04,673
Total	12,54,54,140	71,93,04,673
Total A Capital Accounts of General Services	12,54,54,140	71,93,04,673
B Capital Account of Social Services		
(a) Capital Account of Education, Sports, Art and Culture		
4202 Capital Outlay on Education, Sports, Art and Culture		47,49,31,110
Total (a) Capital Account of Education, Sports, Art and Culture		47,49,31,110
(b) Capital Account of Health and Family Welfare		
4210 Capital Outlay on Medical and Public Health		11,62,94,421
Total (b) Capital Account of Health and Family Welfare		11,62,94,421
(c) Capital Account of Water Supply, Sanitation, Housing and Urban Development		
4215 Capital Outlay on Water Supply and Sanitation	35,19,70,605	1,62,70,17,624
4216 Capital Outlay on Housing	10,04,04,245	25,59,64,897
4217 Capital Outlay on Urban Development	12,71,11,583	1,11,03,77,513
Total (c) Capital Account of Water Supply, Sanitation, Housing and Urban Development	57,94,86,433	2,99,33,60,034
(g) Capital Account of Social Welfare and Nutrition		
4235 Capital Outlay on Social Security and Welfare	2,000	2,000
Total (g) Capital Account of Social Welfare and Nutrition	2,000	2,000
Total B Capital Account of Social Services	57,94,88,433	3,58,45,87,565
C Capital Account of Economic Services		
(a) Capital Account of Agriculture and Allied Activities		
4401 Capital Outlay on Crop Husbandry (SHARE CAPITAL)		28,65,622
4405 Capital Outlay on Fisheries		2,69,141
Total (a) Capital Account of Agriculture and Allied Activities		31,34,763
(c) Capital Account of Special Areas Programme		
4552 Capital Outlay on North Eastern Areas		47,35,000
Total (c) Capital Account of Special Areas Programme		47,35,000
(d) Capital Account of Irrigation and Flood Control		

CIVIL ACCOUNTS
OF THE STATE OF MEGHALAYA
FOR DECEMBER 2022

Run Date : 03-FEB-23

Heads of Account	Current	Progressive
	Amount	Amount
C Capital Account of Economic Services		
(d) Capital Account of Irrigation and Flood Control		
4702 Capital Outlay on Minor Irrigation	2,64,80,891	26,79,62,271
4711 Capital Outlay on Flood Control Projects	63,49,911	2,01,97,667
Total (d) Capital Account of Irrigation and Flood Control	3,28,30,802	28,81,59,938
(f) Capital Account of Industry and Minerals		
4851 Capital Outlay on Village and Small Industries		9,66,16,035
Total (f) Capital Account of Industry and Minerals		9,66,16,035
(g) Capital Account of Transport		
5054 Capital Outlay on Roads and Bridges	1,35,35,67,660	5,66,50,43,279
Total (g) Capital Account of Transport	1,35,35,67,660	5,66,50,43,279
(j) Capital Account of General Economic Services		
5452 Capital Outlay on Tourism		4,40,08,700
5475 Capital Outlay on other General Economic Services	5,00,00,000	5,00,00,000
Total (j) Capital Account of General Economic Services	5,00,00,000	9,40,08,700
Total C Capital Account of Economic Services	1,43,63,98,462	6,15,16,97,715
Total-Expenditure Heads-Capital Account	2,14,13,41,035	10,45,55,89,953
Total - Expenditure.(Rev. & Cap.)C.O.	22,16,93,43,952	1,14,09,54,80,791

1
CIVIL ACCOUNTS OF THE STATE OF MEGHALAYA
FOR DECEMBER 2022

Run Date 03/02/2023

Heads of Account	Receipt		Payment		
	Current	Progressive	Current	Progressive	
PART III-PUBLIC ACCOUNT					
E Public Debt					
6003	Internal Debt of the State Government	8,64,07,05,652	43,83,13,35,500	3,46,82,08,900	28,23,20,77,428
6004	Loans and Advances from the Central Government	51,26,38,000	4,11,01,36,000	2,26,52,782	16,25,22,465
Total E Public Debt		9,15,33,43,652	47,94,14,71,500	3,49,08,61,682	28,39,45,99,893
F Loans and Advances					
6403	Loans for Animal Husbandry			10,97,89,656	10,97,89,656
(a) Loans for Social Services					
6216	Loans for Housing	21,848	23,46,524		
Total (a) Loans for Social Services		21,848	23,46,524		
(b) Loans for Economic Services					
(i) Agricultural and Allied Activities					
6425	Loans for Cooperation		1,20,927		
Total (i) Agricultural and Allied Activities			1,20,927		
Total (b) Loans for Economic Services			1,20,927		
(c) Loans to Government Servants					
7610	Loans to Government Servants etc	4,00,78,132	23,21,00,752	14,000	2,48,400
Total (c) Loans to Government Servants		4,00,78,132	23,21,00,752	14,000	2,48,400
Total F Loans and Advances		4,00,99,980	23,45,68,203	10,98,03,656	11,00,38,056
Total - E & F C.O.		9,19,34,43,632	48,17,60,39,703	3,60,06,65,338	28,50,46,37,949
Total- Rev. Head + E & F		20,99,44,47,241	1,46,57,45,30,040	25,77,00,09,290	1,42,60,01,18,740
Total-Part I Consolidated Fund		20,99,44,47,241	1,46,57,45,30,040	25,77,00,09,290	1,42,60,01,18,740
PART III-PUBLIC ACCOUNT					
NULL (RESERVED FOR 8000)					
8000	Contingency Fund			1,52,34,74,441	5,72,08,97,437
Total NULL (RESERVED FOR 8000)				1,52,34,74,441	5,72,08,97,437
Total-Consolidated and Contingency Fund		20,99,44,47,241	1,46,57,45,30,040	27,29,34,83,731	1,48,32,10,16,177

CIVIL ACCOUNTS OF THE STATE OF MEGHALAYA
FOR DECEMBER 2022

Run Date 03/02/2023

Heads of Account	Receipt		Payment	
	Current	Progressive	Current	Progressive
PART III-PUBLIC ACCOUNT				
I Small Savings , Provident Funds, etc.				
(b) State Provident Funds				
8009 State Provident Funds	53,06,43,282	2,77,30,16,628	29,25,10,277	2,83,09,46,537
Total (b) State Provident Funds	53,06,43,282	2,77,30,16,628	29,25,10,277	2,83,09,46,537
Total I Small Savings , Provident Funds, etc.	53,06,43,282	2,77,30,16,628	29,25,10,277	2,83,09,46,537
J Reserve Fund				
(a) Reserve Funds bearing Interest				
8121 General and Other Reserve Funds		41,86,00,000		29,33,00,000
Total (a) Reserve Funds bearing Interest		41,86,00,000		29,33,00,000
(b) Reserve Funds not bearing Interest				
8222 Sinking Funds	17,24,182	4,36,56,910	17,24,182	2,70,21,046
8229 Development and Welfare Funds		1,006		
8235 General and Other Reserve Funds	1,07,30,500	1,13,14,845	1,07,30,500	1,13,14,845
Total (b) Reserve Funds not bearing Interest	1,24,54,682	5,49,72,761	1,24,54,682	3,83,35,891
Total J Reserve Fund	1,24,54,682	47,35,72,761	1,24,54,682	33,16,35,891
K. Deposit and Advances				
(a) Deposits bearing Interest				
8342 Other Deposits	25,85,65,659	1,43,24,29,007	20,14,46,751	1,37,51,03,296
Total (a) Deposits bearing Interest	25,85,65,659	1,43,24,29,007	20,14,46,751	1,37,51,03,296
(b) Deposits not bearing Interest				
8443 Civil Deposits	4,11,95,48,455	6,88,92,61,593	53,73,14,499	3,73,80,56,541
8449 Other Deposits	3,61,305	73,13,772	2,83,609	76,23,053
Total (b) Deposits not bearing Interest	4,11,99,09,760	6,89,65,75,365	53,75,98,108	3,74,56,79,594
(c) Advances				
8550 Civil Advances	3,93,85,766	45,10,17,309	3,93,85,766	45,10,17,309
Total (c) Advances	3,93,85,766	45,10,17,309	3,93,85,766	45,10,17,309
Total K. Deposit and Advances	4,41,78,61,185	8,78,00,21,681	77,84,30,625	5,57,18,00,199
L. Suspense and Miscellaneous				
(b) Suspense				
8658 Suspense Accounts	11,76,96,872	1,05,06,21,901	7,90,10,731	22,07,59,937
Total (b) Suspense	11,76,96,872	1,05,06,21,901	7,90,10,731	22,07,59,937
(c) Other Accounts				

CIVIL ACCOUNTS OF THE STATE OF MEGHALAYA
FOR DECEMBER 2022

Run Date 03/02/2023

Heads of Account	Receipt		Payment	
	Current	Progressive	Current	Progressive
L. Suspense and Miscellaneous				
(c) Other Accounts				
8671 Departmental Balances	48,800	6,10,042	4,550	6,28,841
8673 Cash Balance Investment Account	16,16,49,00,000	68,25,32,00,000	13,31,33,00,000	69,66,11,00,000
8675 Deposits with Reserve Bank	73,14,30,77,026	4,22,80,79,15,080	73,14,30,77,026	4,22,80,79,15,080
Total (c) Other Accounts	89,30,80,25,826	4,91,06,17,25,122	86,45,63,81,576	4,92,46,96,43,921
Total L. Suspense and Miscellaneous	89,42,57,22,698	4,92,11,23,47,023	86,53,53,92,307	4,92,69,04,03,858
M. Remittances				
(a) Money Orders, and other Remittances				
8782 Cash Remittances and adjustments between officers rendering accounts to the same Accounts Officer	3,69,95,27,619	18,38,65,10,265	3,56,58,11,485	18,24,90,09,613
Total (a) Money Orders, and other Remittances	3,69,95,27,619	18,38,65,10,265	3,56,58,11,485	18,24,90,09,613
(b) Inter- Government Adjustment Account				
8793 Inter-State Suspense Account	1,73,266	-16,77,570	56,08,686	47,25,043
Total (b) Inter- Government Adjustment Account	1,73,266	-16,77,570	56,08,686	47,25,043
Total M. Remittances	3,69,97,00,885	18,38,48,32,695	3,57,14,20,171	18,25,37,34,656
Total-Part III Public Accounts	98,08,63,82,732	5,22,52,37,90,788	91,19,02,08,062	5,19,67,85,21,141
Total - Consolidated/Contingency Fund & Public Account	1,19,08,08,29,973	6,69,09,83,20,828	1,18,48,36,91,793	6,67,99,95,37,317

Run Date: 03/02/2023

1. Certified that the Consolidated Abstract of the accounts of the Government for the month of December 2022 completed and filed in my office and signed by me on the


2. Certified that the closing balance under head "Deposits with the Reserve Bank" as shown in my account is being reconciled with the balance shown in the statement of Reserve Bank Deposits received from the Central Accounts office Reserve Bank.


3. The General statement of Account is given below:-

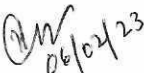
Heads	Amount(As Per Accounts) Rs.	Amount(As Per R.B.I) Rs.
Opening Balance :	-9,36,99,169.51	-61,44,19,650.72
Cash in Treasury :	6,99,61,057.00	0.00
Cash in Transit :	0.00	
Deposit with the Reserve Bank :	-16,36,60,226.51	-61,44,19,650.72
Receipt of the month :	11908,08,29,972.85	4110,19,33,450.26
Total Receipt :	11898,71,30,803.34	4048,75,13,799.54
Disbursement of the month :	11848,36,91,792.70	4043,91,80,919.11
Closing Balance :	50,34,39,010.64	4,83,32,880.43
Details of Closing Balance :		
Cash in Treasury :	6,99,61,057.00	.00
Cash in Transit :	.00	
Deposit with Reserve Bank :	43,34,77,953.64	4,83,32,880.43
Total :	11898,71,30,803.34	4048,75,13,799.54


Pr. Accountant General,(A&E)
Meghalaya, Shillong


सह: लेखा अधिकारी
महालेखाकार का कार्यालय(ले.व.ह.),
मेघालय, शिलांग-793001
Asstt. Accounts Officer
O/o the Accountant General (A&E),
Meghalaya, Shillong


वरिष्ठ लेखा अधिकारी
महालेखाकार का कार्यालय (ले. व. ह.)
मेघालय, शिलांग
Sr. Accounts Officer
O/o the Accountant General (A & E),
Meghalaya, Shillong


उप- महालेखाकार (लेखा)
Sr. Deputy Accountant General (A/C)
मेघालय ईलाहाबाद, शिलांग
Meghalaya Shillong


06/02/23