

Run Date: 03 OCT 2023

Form No. AG 125
A

CIVIL ACCOUNTS

OF

THE STATE OF MEGHALAYA

FOR

AUGUST 2023

GENERAL STATEMENT OF ACCOUNTS

Head of Account	Current Month	Progressive
Part I - Consolidated Fund		
Total - Revenue Receipts :	11,75,73,90,911	61,21,86,41,349
Total - Expenditure met from Revenue :	13,39,30,09,477	53,68,11,36,223
Total - Capital Account Outside the Revenue Account :	1,21,95,10,095	11,39,18,62,533
Net Public Debt and Loans and Advances by the State Government	4,77,24,72,931	11,18,04,34,207
Inter State Settlement Account :		
Appropriation of Contingency Fund :		
Net Part I - Consolidated Fund :	1,91,73,44,270	7,32,60,76,800
Net Part II - Contingency Fund :	-5,38,04,152	-67,49,43,439
Net Part III - Public Account :	-2,21,98,50,360	-6,92,10,95,538
Total - Transaction :	-35,63,10,242	-26,99,62,177
Opening Balance :	47,55,56,009	38,92,07,945
Closing Balance :	11,92,45,767	11,92,45,768

**CIVIL ACCOUNTS OF THE STATE OF MEGHALAYA
FOR AUGUST 2023**

Run Date :

29/09/2023

Heads of Accounts	Current	Progressive
Part I-Consolidated Fund-		
Receipt Heads (Revenue Account)		
A Tax Revenue		
(a) Goods and Services Tax		
0005 Central Goods and Services Tax	1,80,95,00,000	10,85,70,00,000
0006 State Goods and Services Tax (SGST)	1,36,03,02,601	7,36,73,93,172
Total (a) Goods and Services Tax :	3,16,98,02,601	18,22,43,93,172
(b) Taxes on Income and Expenditure		
0020 Corporation Tax	1,79,11,00,000	8,59,74,00,000
0021 Taxes on Income Other than Corporation Tax	1,74,25,00,000	8,36,41,00,000
0028 Other Taxes and Income and Expenditure	8,36,596	4,14,75,771
Total (b) Taxes on Income and Expenditure :	3,53,44,36,596	17,00,29,75,771
(c) Taxes on Property, Capital and Other Transactions		
0029 Land Revenue	1,07,90,867	3,10,83,876
0030 Stamps and Registration Fees	2,69,80,480	11,30,52,618
Total (c) Taxes on Property, Capital and Other Transactions :	3,77,71,347	14,41,36,494
(d) Taxes on Commodities and Services other than Goods and Services		
0037 Customs	17,75,00,000	1,06,50,00,000
0038 Union Excise Duties	7,44,00,000	44,63,00,000
0039 State Excise	35,27,40,140	1,67,71,82,905
0040 Taxes on Sales, Trade etc.	71,46,44,437	3,44,35,98,444
0041 Taxes on Vehicles	11,77,15,771	57,75,32,860
0042 Taxes on Goods and Passengers	86,98,830	5,50,90,909
0043 Taxes and Duties on Electricity	21,73,650	96,55,464
0044 Service Tax	11,00,000	66,00,000
0045 Other Taxes and Duties on Commodities and Services	15,56,271	1,00,74,072
Total (d) Taxes on Commodities and Services other than Goods and Service	1,45,05,29,099	7,29,10,34,654
Total A Tax Revenue :	8,19,25,39,643	42,66,25,40,091
B Non-Tax Revenue		
(b) Interest Receipts, Dividends and Profits		
0049 Interest Receipts	2,84,67,860	6,72,12,919
0050 Dividends and Profits		5,032

**CIVIL ACCOUNTS OF THE STATE OF MEGHALAYA
FOR AUGUST 2023**

Run Date :

29/09/2023

Heads of Accounts	Current	Progressive
B Non-Tax Revenue		
(b) Interest Receipts, Dividends and Profits		
Total (b) Interest Receipts, Dividends and Profits :	2,84,67,860	6,72,17,951
(c) Other Non-Tax Revenue		
(i) General Services		
0051 Public Service Commission	22,68,670	26,31,457
0055 Police	99,65,348	4,14,52,932
0056 Jails		35,000
0058 Stationery and Printing	53,317	2,20,262
0059 Public Works	3,03,98,887	10,16,68,233
0070 Other Administrative Services	63,10,398	1,82,63,779
0071 Contributions and Recoveries towards Pension and Other Retirement Benefits	17,38,079	56,09,968
0075 Miscellaneous General Services		8,49,089
Total(i) General Services :	5,07,34,699	17,07,30,720
(ii) Social Services		
0202 Education, Sports, Art and Culture	18,91,670	71,13,264
0210 Medical and Public Health	8,26,894	1,03,46,527
0215 Water Supply and Sanitation	46,43,973	2,76,54,509
0216 Housing	4,78,900	48,49,683
0217 Urban Development	4,050	3,75,351
0220 Information and Publicity		27,560
0230 Labour and Employment	8,80,601	1,38,44,008
0235 Social Security and Welfare	34,923	2,26,838
Total(ii) Social Services :	87,61,011	6,44,37,740
(iii) Economic Services		
0401 Crop Husbandry	18,43,959	1,52,07,856
0403 Animal Husbandry	12,60,805	80,68,012
0404 Dairy Development		98,100
0405 Fisheries	20,500	56,150

**CIVIL ACCOUNTS OF THE STATE OF MEGHALAYA
FOR AUGUST 2023**

Run Date :

29/09/2023

Heads of Accounts	Current	Progressive
B Non-Tax Revenue		
(c) Other Non-Tax Revenue		
(iii) Economic Services		
0406 Forestry and Wild Life	6,14,56,835	42,24,06,633
0425 Co-operation	86,210	3,54,699
0435 Other Agricultural Programmes	4,47,818	38,86,480
0515 Other Rural Development Programmes	36,000	36,000
0702 Minor Irrigation	1,18,665	11,66,585
0801 Power		2,46,84,000
0851 Village and Small Industries	3,27,299	33,12,163
0853 Non-ferrous Mining and Metallurgical Industries	28,22,06,402	1,20,50,91,273
1055 Road Transport	34,200	2,52,651
1452 Tourism	7,37,397	1,95,16,601
1456 Civil Supplies	16,296	61,327
1475 Other General Economic Services	16,50,750	63,18,330
<hr style="border-top: 1px dotted black;"/>		
Total(iii) Economic Services :	35,02,43,136	1,71,05,16,860
<hr style="border-top: 1px dotted black;"/>		
Total (c) Other Non-Tax Revenue :	40,97,38,846	1,94,56,85,320
<hr style="border-top: 1px dotted black;"/>		
Total B Non-Tax Revenue :	43,82,06,706	2,01,29,03,271
C Grants-in-Aid and Contributions		
1601 Grants-in-aid from Central Government	3,12,66,44,562	16,54,31,97,987
<hr style="border-top: 1px dotted black;"/>		
Total :	3,12,66,44,562	16,54,31,97,987
<hr style="border-top: 1px dotted black;"/>		
Total C Grants-in-Aid and Contributions :	3,12,66,44,562	16,54,31,97,987
<hr style="border-top: 1px dotted black;"/>		
Total - Revenue Heads (Revenue Account)	11,75,73,90,911	61,21,86,41,349

**CIVIL ACCOUNTS
OF THE STATE OF MEGHALAYA
FOR AUGUST 2023**

Run Date :

29-SEP-23

Heads of Account	Current	Progressive	
	Amount	Amount	
Expenditure Heads (Revenue Account)			
A GENERAL SERVICES			
(a) Organs of State			
2011	Parliament/State/Union Territory Legislatures	13,01,48,632	38,63,52,326
2012	President, Vice President/Governor, Administrator of Union Territories	93,56,322	6,09,20,396
2013	Council of Ministers	20,71,26,539	43,14,70,936
2014	Administration of Justice	6,86,81,167	33,69,71,277
2015	Elections	8,59,92,705	16,50,84,457
Total (a) Organs of State		50,13,05,365	1,38,07,99,392
(b) Fiscal Services			
(ii) Collection of Taxes on Property and Capital Transactions			
2029	Land Revenue	1,26,78,320	6,86,14,223
2030	Stamps and Registration	20,87,647	1,12,55,341
Total(ii) Collection of Taxes on Property and Capital Transactions		1,47,65,967	7,98,69,564
(iii) Collection of Taxes on Commodities and Services			
2039	State Excise	1,78,37,689	9,45,13,692
2040	Taxes on Sales, Trade etc.	3,11,21,582	12,55,04,484
2041	Taxes on Vehicles	13,18,34,693	18,22,70,922
2045	Other Taxes and Duties on Commodities and Services	15,17,347	76,32,824
Total(iii) Collection of Taxes on Commodities and Services		18,23,11,311	40,99,21,922
(iv) Other Fiscal Services			
2047	Other Fiscal Services	3,47,556	18,93,578
Total(iv) Other Fiscal Services		3,47,556	18,93,578
Total (b) Fiscal Services		19,74,24,834	49,16,85,064
(c) Interest payment and servicing of debt			
2049	Interest Payments	48,38,97,777	3,09,34,68,265
Total (c) Interest payment and servicing of debt		48,38,97,777	3,09,34,68,265
(d) Administrative Services			
2051	Public Service Commission	46,14,479	3,56,16,184
2052	Secretariat-General Services	9,84,68,522	45,34,61,628
2053	District Administration	5,77,55,267	26,79,21,178
2054	Treasury and Accounts Administration	3,67,97,976	28,20,85,895
2055	Police	78,12,21,930	4,01,00,16,039
2056	Jails	1,43,67,579	7,49,35,466

**CIVIL ACCOUNTS
OF THE STATE OF MEGHALAYA
FOR AUGUST 2023**

Run Date :

29-SEP-23

Heads of Account	Current	Progressive
	Amount	Amount
A GENERAL SERVICES		
(d) Administrative Services		
2058 Stationery and Printing	2,91,46,489	15,83,86,945
2059 Public Works	18,46,45,072	1,02,99,62,025
2062 Vigilance	4,75,182	14,35,892
2070 Other Administrative Services, ETC.,	10,90,67,263	57,05,89,918
Total (d) Administrative Services	1,31,65,59,759	6,88,44,11,170
(e) Pensions and Miscellaneous General Services		
2071 Pensions and other Retirement Benefits	1,60,07,37,508	7,26,35,21,988
2075 Miscellaneous General Services	12,01,022	55,32,530
Total (e) Pensions and Miscellaneous General Services	1,60,19,38,530	7,26,90,54,518
Total A GENERAL SERVICES	4,10,11,26,265	19,11,94,18,409
B SOCIAL SERVICES		
(a) Education, Sports, Art and Culture		
2202 General Education	1,42,34,70,290	8,82,23,23,767
2203 Technical Education	1,78,09,728	8,54,67,900
2204 Sports and Youth Services	1,39,80,122	6,46,03,004
2205 Art and Culture	79,74,986	3,93,06,965
Total (a) Education, Sports, Art and Culture	1,46,32,35,126	9,01,17,01,636
(b) Health and Family Welfare		
2210 Medical and Public Health	61,22,80,619	4,67,44,06,712
2211 Family Welfare	6,05,98,435	30,08,96,403
Total (b) Health and Family Welfare	67,28,79,054	4,97,53,03,115
(c) Water Supply, Sanitation, Housing and Urban Development		
2215 Water Supply and Sanitation	29,17,98,947	1,40,78,92,958
2216 Housing	2,00,22,674	11,66,54,282
2217 Urban Development	3,57,24,168	19,56,94,723
Total (c) Water Supply, Sanitation, Housing and Urban Development	34,75,45,789	1,72,02,41,963
(d) Information and Broadcasting		
2220 Information and Publicity	1,32,72,914	6,37,45,800
Total (d) Information and Broadcasting	1,32,72,914	6,37,45,800
(f) Labour and Labour Welfare		
2230 Labour Employment and Skill Development	3,72,69,574	26,58,65,100
Total (f) Labour and Labour Welfare	3,72,69,574	26,58,65,100
(g) Social Welfare and Nutrition		

**CIVIL ACCOUNTS
OF THE STATE OF MEGHALAYA
FOR AUGUST 2023**

Run Date :

29-SEP-23

Heads of Account	Current	Progressive
	Amount	Amount
B SOCIAL SERVICES		
(g) Social Welfare and Nutrition		
2235 Social Security and Welfare	64,12,95,037	1,29,67,05,600
2236 Nutrition	4,89,08,499	48,89,94,159
2245 Relief on account of Natural Calamities	19,68,748	7,77,95,736
Total (g) Social Welfare and Nutrition	69,21,72,284	1,86,34,95,495
(h) Others		
2251 Secretariat-Social Services	1,03,05,087	5,40,03,156
Total (h) Others	1,03,05,087	5,40,03,156
Total B SOCIAL SERVICES	3,23,66,79,828	17,95,43,56,265
C ECONOMIC SERVICES		
(a) Agriculture and Allied Activities		
2401 Crop Husbandry	13,02,84,373	46,05,26,316
2402 Soil and Water Conservation	17,77,49,343	41,93,71,616
2403 Animal Husbandry	9,50,97,459	45,32,67,290
2404 Dairy Development	1,01,72,693	4,77,43,377
2405 Fisheries	1,43,79,537	15,36,08,640
2406 Forestry and Wild Life	19,59,55,544	54,61,28,343
2415 Agricultural Research and Education	2,27,21,524	11,14,84,370
2425 Co-operation	2,39,78,491	11,97,88,958
2435 Other Agricultural Programmes	65,02,875	2,91,88,028
Total (a) Agriculture and Allied Activities	67,68,41,839	2,34,11,06,938
(b) Rural Development		
2501 Special Programmes for Rural Development		47,02,27,778
2505 Rural Employment	4,25,30,81,000	7,55,67,74,010
2515 Other Rural Development Programmes	7,26,96,755	38,80,29,733
Total (b) Rural Development	4,32,57,77,755	8,41,50,31,521
(c) Special Areas Programmes		
2575 Other Special Area Programmes	60,66,573	2,73,96,472
Total (c) Special Areas Programmes	60,66,573	2,73,96,472
(d) Irrigation and Flood Control		
2702 Minor Irrigation	4,28,31,943	22,26,61,734
2711 Flood Control and Drainage	3,50,062	16,60,399
Total (d) Irrigation and Flood Control	4,31,82,005	22,43,22,133
(e) Energy		

**CIVIL ACCOUNTS
OF THE STATE OF MEGHALAYA
FOR AUGUST 2023**

Run Date :

29-SEP-23

Heads of Account	Current	Progressive
	Amount	Amount
C ECONOMIC SERVICES		
(e) Energy		
2801 Power	70,00,00,000	1,50,00,00,000
Total (e) Energy	70,00,00,000	1,50,00,00,000
(f) Industry and Minerals		
2851 Village and Small Industries	6,47,58,166	34,43,21,241
2852 Industries	3,83,34,825	7,02,19,451
2853 Non-ferrous Mining and Metallurgical Industries	1,39,15,296	30,44,13,657
Total (f) Industry and Minerals	11,70,08,287	71,89,54,349
(g) Transport		
3054 Roads and Bridges	7,92,01,900	1,09,34,46,764
Total (g) Transport	7,92,01,900	1,09,34,46,764
(i) Science Technology and Environment		
3425 Other Scientific Research	5,63,954	27,85,262
Total (i) Science Technology and Environment	5,63,954	27,85,262
(j) General Economic Services		
3451 Secretariat-Economic Services	3,40,46,602	1,62,98,16,547
3452 Tourism	1,33,20,561	10,27,93,897
3454 Census Survey and Statistics	1,69,82,020	8,49,88,778
3456 Civil Supplies	3,64,99,155	43,92,03,972
3475 Other General Economic Services	57,12,733	2,75,14,916
Total (j) General Economic Services	10,65,61,071	2,28,43,18,110
Total C ECONOMIC SERVICES	6,05,52,03,384	16,60,73,61,549
Total-A.B.C. (Expenditure Heads-Revenue Account)	13,39,30,09,477	53,68,11,36,223

**CIVIL ACCOUNTS
OF THE STATE OF MEGHALAYA
FOR AUGUST 2023**

Run Date :

29-SEP-23

Heads of Account	Current	Progressive
	Amount	Amount
(Expenditure Heads-Capital Account)		
A Capital Accounts of General Services		
4055 Capital Outlay on Police	54,04,091	54,04,091
4059 Capital Outlay on Public Works	61,09,722	15,33,60,172
Total	1,15,13,813	15,87,64,263
Total A Capital Accounts of General Services	1,15,13,813	15,87,64,263
B Capital Account of Social Services		
(a) Capital Account of Education, Sports, Art and Culture		
4202 Capital Outlay on Education, Sports, Art and Culture	5,00,00,000	5,00,00,000
Total (a) Capital Account of Education, Sports, Art and Culture	5,00,00,000	5,00,00,000
(b) Capital Account of Health and Family Welfare		
4210 Capital Outlay on Medical and Public Health		11,23,19,531
Total (b) Capital Account of Health and Family Welfare		11,23,19,531
(c) Capital Account of Water Supply, Sanitation, Housing and Urban Development		
4215 Capital Outlay on Water Supply and Sanitation	21,77,92,856	63,78,31,611
4217 Capital Outlay on Urban Development	40,00,00,000	94,25,60,000
Total (c) Capital Account of Water Supply, Sanitation, Housing and Urban Development	61,77,92,856	1,58,03,91,611
(g) Capital Account of Social Welfare and Nutrition		
4235 Capital Outlay on Social Security and Welfare		82,42,440
Total (g) Capital Account of Social Welfare and Nutrition		82,42,440
Total B Capital Account of Social Services	66,77,92,856	1,75,09,53,582
C Capital Account of Economic Services		
(a) Capital Account of Agriculture and Allied Activities		
4425 Capital Outlay on Co-operation		21,00,000
Total (a) Capital Account of Agriculture and Allied Activities		21,00,000
(d) Capital Account of Irrigation and Flood Control		
4702 Capital Outlay on Minor Irrigation	1,41,39,648	1,90,46,335
Total (d) Capital Account of Irrigation and Flood Control	1,41,39,648	1,90,46,335
(e) Capital Account of Energy		
4801 Capital Outlay on Power Projects		1,47,11,70,000
Total (e) Capital Account of Energy		1,47,11,70,000

**CIVIL ACCOUNTS
OF THE STATE OF MEGHALAYA
FOR AUGUST 2023**

Run Date :

29-SEP-23

Heads of Account	Current	Progressive
	Amount	Amount
C Capital Account of Economic Services		
(g) Capital Account of Transport		
5054 Capital Outlay on Roads and Bridges	52,60,63,778	5,38,98,28,353
Total (g) Capital Account of Transport	52,60,63,778	5,38,98,28,353
(j) Capital Account of General Economic Services		
5475 Capital Outlay on Other General Economic Services		2,60,00,00,000
Total (j) Capital Account of General Economic Services		2,60,00,00,000
Total C Capital Account of Economic Services	54,02,03,426	9,48,21,44,688
Total-Expenditure Heads-Capital Account	1,21,95,10,095	11,39,18,62,533
Total - Expenditure.(Rev. & Cap.)C.O.	14,61,25,19,572	65,07,29,98,756

**CIVIL ACCOUNTS OF THE STATE OF MEGHALAYA
FOR AUGUST 2023**

Run Date 29/09/2023

Heads of Account	Receipt		Payment		
	Current	Progressive	Current	Progressive	
PART III-PUBLIC ACCOUNT					
E Public Debt					
6003	Internal Debt of the State Government	3,16,26,700	19,21,62,46,482	4,22,85,600	13,12,86,52,682
6004	Loans and Advances from the Central Government	4,78,43,69,000	5,05,40,06,000	2,40,34,525	7,21,29,513
Total E Public Debt		4,81,59,95,700	24,27,02,52,482	6,63,20,125	13,20,07,82,195
F Loans and Advances					
(a) Loans for Social Services					
6216	Loans for Housing		1,09,273		
Total (a) Loans for Social Services			1,09,273		
(b) Loans for Economic Services					
(i) Agricultural and Allied Activities					
6425	Loans for Cooperation		3,000		
Total (i) Agricultural and Allied Activities			3,000		
Total (b) Loans for Economic Services			3,000		
(c) Loans to Government Servants					
7610	Loans to Government Servants etc	2,29,97,356	11,24,11,647	2,00,000	15,60,000
Total (c) Loans to Government Servants		2,29,97,356	11,24,11,647	2,00,000	15,60,000
Total F Loans and Advances		2,29,97,356	11,25,23,920	2,00,000	15,60,000
Total - E & F C.O.		4,83,89,93,056	24,38,27,76,402	6,65,20,125	13,20,23,42,195
Total- Rev. Head + E & F		16,59,63,83,967	85,60,14,17,751	14,67,90,39,697	78,27,53,40,952
Total-Part I Consolidated Fund		16,59,63,83,967	85,60,14,17,751	14,67,90,39,697	78,27,53,40,952
PART III-PUBLIC ACCOUNT					
NULL (RESERVED FOR 8000)					
8000	Contingency Fund			5,38,04,152	67,49,43,439
Total NULL (RESERVED FOR 8000)				5,38,04,152	67,49,43,439
Total-Consolidated and Contingency Fund		16,59,63,83,967	85,60,14,17,751	14,73,28,43,849	78,95,02,84,391

**CIVIL ACCOUNTS OF THE STATE OF MEGHALAYA
FOR AUGUST 2023**

Run Date 29/09/2023

Heads of Account	Receipt		Payment	
	Current	Progressive	Current	Progressive
PART III-PUBLIC ACCOUNT				
I Small Savings , Provident Funds, etc.				
(b) State Provident Funds				
8009 State Provident Funds	27,11,68,803	1,35,95,40,733	37,03,74,431	1,71,77,51,651
Total (b) State Provident Funds	27,11,68,803	1,35,95,40,733	37,03,74,431	1,71,77,51,651
Total I Small Savings , Provident Funds, etc.	27,11,68,803	1,35,95,40,733	37,03,74,431	1,71,77,51,651
J Reserve Fund				
(b) Reserve Funds not bearing Interest				
8222 Sinking Funds		1,05,08,968		69,14,716
8235 General and Other Reserve Funds		3,47,059		3,47,059
Total (b) Reserve Funds not bearing Interest		1,08,56,027		72,61,775
Total J Reserve Fund		1,08,56,027		72,61,775
K. Deposit and Advances				
(a) Deposits bearing Interest				
8342 Other Deposits	17,89,20,966	88,47,00,848	17,96,07,006	88,55,62,404
Total (a) Deposits bearing Interest	17,89,20,966	88,47,00,848	17,96,07,006	88,55,62,404
(b) Deposits not bearing Interest				
8443 Civil Deposits	20,67,99,673	1,78,81,96,921	33,91,17,354	2,50,79,29,788
8449 Other Deposits	13,42,433	67,72,472	12,94,168	67,90,972
Total (b) Deposits not bearing Interest	20,81,42,106	1,79,49,69,393	34,04,11,522	2,51,47,20,760
(c) Advances				
8550 Civil Advances	7,74,73,085	15,78,92,155	7,74,73,085	15,78,92,155
Total (c) Advances	7,74,73,085	15,78,92,155	7,74,73,085	15,78,92,155
Total K. Deposit and Advances	46,45,36,157	2,83,75,62,396	59,74,91,613	3,55,81,75,319
L. Suspense and Miscellaneous				
(b) Suspense				
8658 Suspense Accounts	-2,51,82,447	-28,24,51,585	4,60,99,130	-6,71,55,166
Total (b) Suspense	-2,51,82,447	-28,24,51,585	4,60,99,130	-6,71,55,166
(c) Other Accounts				
8671 Departmental Balances	78,720	7,26,50,908		7,26,50,868
8673 Cash Balance Investment Account	20,66,01,00,000	50,79,54,00,000	22,69,60,00,000	56,87,32,00,000
8675 Deposits with Reserve Bank	73,81,41,08,320	2,67,72,86,02,853	73,81,41,08,320	2,67,72,86,02,853
Total (c) Other Accounts	94,47,42,87,040	3,18,59,66,53,761	96,51,01,08,320	3,24,67,44,53,721

**CIVIL ACCOUNTS OF THE STATE OF MEGHALAYA
FOR AUGUST 2023**

Run Date 29/09/2023

Heads of Account	Receipt		Payment	
	Current	Progressive	Current	Progressive
L. Suspense and Miscellaneous				
Total L. Suspense and Miscellaneous	94,44,91,04,593	3,18,31,42,02,176	96,55,62,07,450	3,24,60,72,98,555
M. Remittances				
(a) Money Orders, and other Remittances				
8782 Cash Remittances and adjustments between officers rendering accounts to the same Accounts Officer	1,74,51,21,285	10,95,96,65,221	1,64,52,33,204	10,50,66,88,541
Total (a) Money Orders, and other Remittances	1,74,51,21,285	10,95,96,65,221	1,64,52,33,204	10,50,66,88,541
(b) Inter- Government Adjustment Account				
8793 Inter-State Suspense Account			-1,95,25,500	57,46,251
Total (b) Inter- Government Adjustment Account			-1,95,25,500	57,46,251
Total M. Remittances	1,74,51,21,285	10,95,96,65,221	1,62,57,07,704	10,51,24,34,792
Total-Part III Public Accounts	96,92,99,30,838	3,33,48,18,26,554	99,14,97,81,198	3,40,40,29,22,092
Total - Consolidated/Contingency Fund & Public Account	1,13,52,63,14,804	4,19,08,32,44,305	1,13,88,26,25,047	4,19,35,32,06,483

Run Date: 03/10/2023

1.Certified that the Consolidated Abstract of the accounts of the Government for the month of August 2023 completed and filed in my office and signed by me on the


2.Certified that the closing balance under head "Deposits with the Reserve Bank" as shown in my account is being reconciled with the balance shown in the statement of Reserve Bank Deposits received from the Central Accounts office Reserve Bank.

3.The General statement of Account is given below:-


Heads	Amount(As Per Accounts) Rs.	Amount(As Per R.B.I) Rs.
Opening Balance :	47,55,56,009.04	-4,08,41,326.17
Cash in Treasury :	6,99,61,057.00	0.00
Cash in Transit :	0.00	
Deposit with the Reserve Bank :	40,55,94,952.04	-4,08,41,326.17
Receipt of the month :	11352,63,14,804.30	3741,68,18,958.65
Total Receipt :	11400,18,70,813.34	3737,59,77,632.48
Disbursement of the month :	11388,26,25,046.65	3775,12,84,353.00
Closing Balance :	11,92,45,766.69	-37,53,06,720.52
Details of Closing Balance :		
Cash in Treasury :	6,99,61,057.00	.00
Cash in Transit :	.00	
Deposit with Reserve Bank :	4,92,84,709.69	-37,53,06,720.52
Total :	11400,18,70,813.34	3737,59,77,632.48


04/10/2023


Pr. Accountant General,(A&E)
Meghalaya,Shillong


03/10/23

सहा लेखा अधिकारी
महालेखाकार का कार्यालय(ले. व. ह.),
मेघालय, शिलांग-793001
Asstt. Accounts Officer
O/o the Accountant General (A&E),
Meghalaya, Shillong


03/10/2023

वरिष्ठ लेखा अधिकारी
महालेखाकार का कार्यालय (ले. व. ह.)
मेघालय, शिलांग
Sr. Accounts Officer
O/o the Accountant General (A & E),
Meghalaya, Shillong


03/10/23

उप- महालेखाकार (अ. व. ह.)
Deputy Accountant General (A&E)
मेघालय शिलांग
Meghalaya Shillong

Accountant
03/10/23