

**CIVIL ACCOUNTS**Form No.  $\frac{AG}{A}$  125

OF

**THE STATE OF MEGHALAYA**

FOR

APRIL 2020

**GENERAL STATEMENT OF ACCOUNTS**

<b>Head of Account</b>	<b>Current Month</b>	<b>Progressive</b>
Part I - Consolidated Fund		
Total - Revenue Receipts :	7,97,22,40,244	7,97,22,40,244
Total - Expenditure met from Revenue :	5,67,78,78,105	5,67,78,78,105
Total - Capital Account Outside the Revenue Account :		
Net Public Debt and Loans and Advances by the State Government	-84,63,596	-84,63,596
Inter State Settlement Account :		
Appropriation of Contingency Fund :		
Net Part I - Consolidated Fund :	2,28,58,98,543	2,28,58,98,543
Net Part II - Contingency Fund :	-26,20,00,000	-26,20,00,000
Net Part III - Public Account :	29,35,13,439	29,35,13,439
Total - Transaction :	2,31,74,11,982	2,31,74,11,982
Opening Balance :	-1,96,37,27,603	-1,96,37,27,603
Closing Balance :	35,36,84,379	35,36,84,379

Heads of Accounts	Current	Progressive
Part I-Consolidated Fund-		
Receipt Heads (Revenue Account)		
A. Tax Revenue		
(a) Goods and Services Tax		
0005 Central Goods and Services Tax (CGST)	1,29,70,00,000	1,29,70,00,000
<hr style="border-top: 1px dotted black;"/>		
Total (a) Goods and Services Tax :	1,29,70,00,000	1,29,70,00,000
(b) Taxes on Income and Expenditure		
0020 Corporation Tax	92,26,00,000	92,26,00,000
0021 Taxes on Income Other than Corporation Tax	85,79,00,000	85,79,00,000
0028 Other Taxes on Income and Expenditure	3,71,739	3,71,739
<hr style="border-top: 1px dotted black;"/>		
Total (b) Taxes on Income and Expenditure :	1,78,08,71,739	1,78,08,71,739
(c) Taxes on Property, Capital and Other Transactions		
0029 Land Revenue	2,83,536	2,83,536
0030 Stamps and Registration Fees	2,18,549	2,18,549
<hr style="border-top: 1px dotted black;"/>		
Total (c) Taxes on Property, Capital and Other Transactions :	5,02,085	5,02,085
(d) Taxes on Commodities and Services other than Goods and Services Tax		
0037 Customs	26,75,00,000	26,75,00,000
0038 Union Excise Duties	17,47,00,000	17,47,00,000
0039 State Excise	1,25,24,588	1,25,24,588
0040 Taxes on Sales, Trade etc.	27,37,81,242	27,37,81,242
0041 Taxes on Vehicles	37,52,801	37,52,801
0042 Taxes on Goods and Passengers	84,018	84,018
0044 Service Tax	23,00,000	23,00,000
<hr style="border-top: 1px dotted black;"/>		
Total (d) Taxes on Commodities and Services other than Goods and Service	73,46,42,649	73,46,42,649
<hr style="border-top: 1px dotted black;"/>		
Total A. Tax Revenue :	3,81,30,16,473	3,81,30,16,473
B. Non-Tax Revenue		
(b) Interest Receipts, Dividends and Profits		
0049 Interest Receipts	22,85,520	22,85,520
<hr style="border-top: 1px dotted black;"/>		
Total (b) Interest Receipts, Dividends and Profits :	22,85,520	22,85,520
(c) Other Non-Tax Revenue		
(i) General Services		

**CIVIL ACCOUNTS OF THE STATE OF MEGHALAYA  
FOR APRIL 2020**

Run Date :

10/08/2020

Heads of Accounts	Current	Progressive
B. Non-Tax Revenue		
(c) Other Non-Tax Revenue		
(i) General Services		
0055 Police	5,60,600	5,60,600
0058 Stationery and Printing	49,921	49,921
0059 Public Works	10,102	10,102
0070 Other Administrative Services	20,84,79,013	20,84,79,013
0071 Contributions and Recoveries towards Pension and Other Retirement Benefits	1,46,025	1,46,025
Total(i) General Services :	20,92,45,661	20,92,45,661
(ii) Social Services		
0202 Education, Sports, Art and Culture	41,408	41,408
0210 Medical and Public Health	2,56,047	2,56,047
0215 Water Supply and Sanitation	4,11,377	4,11,377
0216 Housing	3,68,473	3,68,473
0220 Information and Publicity	5,340	5,340
0230 Labour and Employment	20,045	20,045
Total(ii) Social Services :	11,02,690	11,02,690
(iii) Economic Services		
0401 Crop Husbandry	3,07,138	3,07,138
0403 Animal Husbandry	16,05,178	16,05,178
0404 Dairy Development	1,57,100	1,57,100
0406 Forestry and Wild Life	19,40,855	19,40,855
0435 Other Agricultural Programmes	91,383	91,383
0702 Minor Irrigation		
0851 Village and Small Industries	2,000	2,000
1456 Civil Supplies	909	909
1475 Other General Economic Services	25,420	25,420
Total(iii) Economic Services :	41,29,983	41,29,983
Total (c) Other Non-Tax Revenue :	21,44,78,334	21,44,78,334

**CIVIL ACCOUNTS OF THE STATE OF MEGHALAYA    Run Date :    10/08/2020**  
**FOR APRIL 2020**

<b>Heads of Accounts</b>	<b>Current</b>	<b>Progressive</b>
B. Non-Tax Revenue		
Total B. Non-Tax Revenue :	21,67,63,854	21,67,63,854
C.Grants-in-Aid and Contributions		
1601 Grants-in-aid from Central Government	3,94,24,59,917	3,94,24,59,917
Total :	3,94,24,59,917	3,94,24,59,917
Total C.Grants-in-Aid and Contributions :	3,94,24,59,917	3,94,24,59,917
<b>Total - Revenue Heads ( Revenue Account ) :</b>	<b>7,97,22,40,244</b>	<b>7,97,22,40,244</b>

**CIVIL ACCOUNTS  
OF THE STATE OF MEGHALAYA  
FOR APRIL 2020**

Run Date :

10-AUG-20

Heads of Account	Current	Progressive	
	Amount	Amount	
Expenditure Heads (Revenue Account)			
A. GENERAL SERVICES			
(a) Organs of State			
2011	Parliament/State/Union Territory Legislatures	3,34,16,490	3,34,16,490
2012	President, Vice President/Governor, Administrator of Union Territories	48,46,724	48,46,724
2013	Council of Ministers	80,90,440	80,90,440
2014	Administration of Justice	2,54,52,999	2,54,52,999
2015	Elections	1,10,61,274	1,10,61,274
Total (a) Organs of State		8,28,67,927	8,28,67,927
(b) Fiscal Services			
(ii) Collection of Taxes on Property and Capital Transactions			
2029	Land Revenue	1,31,12,570	1,31,12,570
2030	Stamps and Registration	16,70,082	16,70,082
Total(ii) Collection of Taxes on Property and Capital Transactions		1,47,82,652	1,47,82,652
(iii) Collection of Taxes on Commodities and Services			
2039	State Excise	1,49,02,525	1,49,02,525
2040	Taxes on Sales, Trade etc.	1,74,15,255	1,74,15,255
2041	Taxes on Vehicles	82,61,442	82,61,442
2045	Other Taxes and Duties on Commodities and Services	13,87,432	13,87,432
Total(iii) Collection of Taxes on Commodities and Services		4,19,66,654	4,19,66,654
(iv) Other Fiscal Services			
2047	Other Fiscal Services	4,21,377	4,21,377
Total(iv) Other Fiscal Services		4,21,377	4,21,377
Total (b) Fiscal Services		5,71,70,683	5,71,70,683
(c) Interest payment and servicing of debt			
2049	Interest Payments	25,58,41,998	25,58,41,998
Total (c) Interest payment and servicing of debt		25,58,41,998	25,58,41,998
(d) Administrative Services			
2051	Public Service Commission	31,99,414	31,99,414
2052	Secretariat-General Services	7,39,02,153	7,39,02,153
2053	District Administration	3,49,90,191	3,49,90,191
2054	Treasury and Accounts Administration	2,82,34,312	2,82,34,312
2055	Police	64,83,59,040	64,83,59,040
2056	Jails	91,24,768	91,24,768

**CIVIL ACCOUNTS  
OF THE STATE OF MEGHALAYA  
FOR APRIL 2020**

Run Date :

10-AUG-20

Heads of Account	Current	Progressive
	Amount	Amount
<b>A. GENERAL SERVICES</b>		
(d) Administrative Services		
2058 Stationery and Printing	2,18,69,182	2,18,69,182
2059 Public Works	14,90,00,920	14,90,00,920
2070 Other Administrative Services	8,59,93,440	8,59,93,440
<b>Total (d) Administrative Services</b>	<b>1,05,46,73,420</b>	<b>1,05,46,73,420</b>
(e) Pensions and Miscellaneous General Services		
2071 Pensions and other Retirement Benefits	70,16,55,558	70,16,55,558
2075 Miscellaneous General Services	9,71,623	9,71,623
<b>Total (e) Pensions and Miscellaneous General Services</b>	<b>70,26,27,181</b>	<b>70,26,27,181</b>
<b>Total A. GENERAL SERVICES</b>	<b>2,15,31,81,209</b>	<b>2,15,31,81,209</b>
<b>B. SOCIAL SERVICES</b>		
(a) Education, Sports, Art and Culture		
2202 General Education	63,58,73,453	63,58,73,453
2203 Technical Education	1,04,06,199	1,04,06,199
2204 Sports and Youth Services	1,00,24,903	1,00,24,903
2205 Art and Culture	68,12,821	68,12,821
<b>Total (a) Education, Sports, Art and Culture</b>	<b>66,31,17,376</b>	<b>66,31,17,376</b>
(b) Health and Family Welfare		
2210 Medical and Public Health	53,92,41,201	53,92,41,201
2211 Family Welfare	4,74,19,275	4,74,19,275
<b>Total (b) Health and Family Welfare</b>	<b>58,66,60,476</b>	<b>58,66,60,476</b>
(c) Water Supply, Sanitation, Housing and Urban Development		
2215 Water Supply and Sanitation	8,83,22,863	8,83,22,863
2216 Housing	1,13,45,323	1,13,45,323
2217 Urban Development	2,23,31,144	2,23,31,144
<b>Total (c) Water Supply, Sanitation, Housing and Urban Development</b>	<b>12,19,99,330</b>	<b>12,19,99,330</b>
(d) Information and Broadcasting		
2220 Information and Publicity	93,25,218	93,25,218
<b>Total (d) Information and Broadcasting</b>	<b>93,25,218</b>	<b>93,25,218</b>
(f) Labour and Labour Welfare		
2230 Labour, Employment and Skill Development	2,76,48,587	2,76,48,587
<b>Total (f) Labour and Labour Welfare</b>	<b>2,76,48,587</b>	<b>2,76,48,587</b>
(g) Social Welfare and Nutrition		

**CIVIL ACCOUNTS  
OF THE STATE OF MEGHALAYA  
FOR APRIL 2020**

Run Date :

10-AUG-20

Heads of Account	Current	Progressive
	Amount	Amount
<b>B. SOCIAL SERVICES</b>		
(g) Social Welfare and Nutrition		
2235 Social Security and Welfare	30,66,93,207	30,66,93,207
2236 Nutrition	1,62,232	1,62,232
2245 Relief on account of Natural Calamities	7,54,036	7,54,036
Total (g) Social Welfare and Nutrition	30,76,09,475	30,76,09,475
(h) Others		
2251 Secretariat-Social Services	78,65,760	78,65,760
Total (h) Others	78,65,760	78,65,760
<b>Total B. SOCIAL SERVICES</b>	<b>1,72,42,26,222</b>	<b>1,72,42,26,222</b>
<b>C. ECONOMIC SERVICES</b>		
(a) Agriculture and Allied Activities		
2401 Crop Husbandry	5,13,04,316	5,13,04,316
2402 Soil and Water Conservation	5,14,51,792	5,14,51,792
2403 Animal Husbandry	7,42,75,634	7,42,75,634
2404 Dairy Development	66,66,332	66,66,332
2405 Fisheries	1,34,52,262	1,34,52,262
2406 Forestry and Wild Life	6,16,41,875	6,16,41,875
2415 Agricultural Research and Education	1,34,54,505	1,34,54,505
2425 Co-operation	1,76,52,117	1,76,52,117
2435 Other Agricultural Programmes	42,76,754	42,76,754
Total (a) Agriculture and Allied Activities	29,41,75,587	29,41,75,587
(b) Rural Development		
2501 Special Programmes for Rural Development	13,87,50,000	13,87,50,000
2505 Rural Employment	1,12,50,00,000	1,12,50,00,000
2515 Other Rural Development Programmes	8,58,55,987	8,58,55,987
Total (b) Rural Development	1,34,96,05,987	1,34,96,05,987
(c) Special Areas Programmes		
2575 Special Programmes for Rural Development	44,21,590	44,21,590
Total (c) Special Areas Programmes	44,21,590	44,21,590
(d) Irrigation and Flood Control		
2702 Minor Irrigation	3,10,27,334	3,10,27,334
2711 Flood Control and Drainage	2,37,789	2,37,789
Total (d) Irrigation and Flood Control	3,12,65,123	3,12,65,123
(f) Industry and Minerals		

**CIVIL ACCOUNTS  
OF THE STATE OF MEGHALAYA  
FOR APRIL 2020**

Run Date :

10-AUG-20

Heads of Account	Current	Progressive
	Amount	Amount
<b>C. ECONOMIC SERVICES</b>		
<b>(f) Industry and Minerals</b>		
2851 Village and Small Industries	5,09,77,257	5,09,77,257
2852 Industries	63,30,227	63,30,227
2853 Non-ferrous Mining and Metallurgical Industries	1,08,95,295	1,08,95,295
<b>Total (f) Industry and Minerals</b>	<b>6,82,02,779</b>	<b>6,82,02,779</b>
<b>(i) Science Technology and Environment</b>		
3425 Other Scientific Research	4,79,549	4,79,549
<b>Total (i) Science Technology and Environment</b>	<b>4,79,549</b>	<b>4,79,549</b>
<b>(j) General Economic Services</b>		
3451 Secretariat-Economic Services	1,91,59,685	1,91,59,685
3452 Tourism	41,97,158	41,97,158
3454 Census Survey and Statistics	1,33,60,730	1,33,60,730
3456 Civil Supplies	1,10,05,962	1,10,05,962
3475 Other General Economic Services	45,96,524	45,96,524
<b>Total (j) General Economic Services</b>	<b>5,23,20,059</b>	<b>5,23,20,059</b>
<b>Total C. ECONOMIC SERVICES</b>	<b>1,80,04,70,674</b>	<b>1,80,04,70,674</b>
Total-A.B.C. (Expenditure Heads-Revenue Account)	5,67,78,78,105	5,67,78,78,105
<b>Total - Expenditure.(Rev. &amp; Cap.)C.O.</b>	<b>5,67,78,78,105</b>	<b>5,67,78,78,105</b>



**CIVIL ACCOUNTS OF THE STATE OF MEGHALAYA  
FOR APRIL 2020**

Run Date 10/08/2020

Heads of Account	Receipt		Payment	
	Current	Progressive	Current	Progressive
<b>PART III-PUBLIC ACCOUNT</b>				
E. Public Debt				
6003	Internal Debt of the State Government		3,41,05,000	3,41,05,000
6004	Loans and Advances from the Central Government		2,07,520	2,07,520
Total E. Public Debt			3,43,12,520	3,43,12,520
F. Loans and Advances				
(c) Loans to Government Servants				
7610	Loans to Government Servants etc	2,58,48,924	2,58,48,924	
Total (c) Loans to Government Servants		2,58,48,924	2,58,48,924	
Total F. Loans and Advances		2,58,48,924	2,58,48,924	
Total - E & F C.O.		2,58,48,924	2,58,48,924	3,43,12,520
Total- Rev. Head + E & F		7,99,80,89,168	7,99,80,89,168	5,71,21,90,625
<b>Total-Part I Consolidated Fund</b>		<b>7,99,80,89,168</b>	<b>7,99,80,89,168</b>	<b>5,71,21,90,625</b>
<b>PART III-PUBLIC ACCOUNT</b>				
NULL (RESERVED FOR 8000)				
8000	Contingency Fund		26,20,00,000	26,20,00,000
Total NULL (RESERVED FOR 8000)			26,20,00,000	26,20,00,000
<b>Total-Consolidated and Contingency Fund</b>		<b>7,99,80,89,168</b>	<b>7,99,80,89,168</b>	<b>5,97,41,90,625</b>

**CIVIL ACCOUNTS OF THE STATE OF MEGHALAYA  
FOR APRIL 2020**

Run Date 10/08/2020

Heads of Account	Receipt		Payment	
	Current	Progressive	Current	Progressive
<b>PART III-PUBLIC ACCOUNT</b>				
I. Small Savings , Provident Funds, etc.				
(b) State Provident Funds				
8009 State Provident Funds	25,45,41,213	25,45,41,213	2,01,32,498	2,01,32,498
Total (b) State Provident Funds	25,45,41,213	25,45,41,213	2,01,32,498	2,01,32,498
Total I. Small Savings , Provident Funds, etc.	25,45,41,213	25,45,41,213	2,01,32,498	2,01,32,498
J. Reserve Fund				
(a) Reserve Funds bearing Interest				
8121 General and Other Reserve Funds			29,00,00,000	29,00,00,000
Total (a) Reserve Funds bearing Interest			29,00,00,000	29,00,00,000
Total J. Reserve Fund			29,00,00,000	29,00,00,000
K. Deposit and Advances				
(a) Deposits bearing Interest				
8342 Other Deposits	9,83,54,114	9,83,54,114	9,86,90,726	9,86,90,726
Total (a) Deposits bearing Interest	9,83,54,114	9,83,54,114	9,86,90,726	9,86,90,726
(b) Deposits not bearing Interest				
8443 Civil Deposits	28,22,81,946	28,22,81,946	10,25,10,874	10,25,10,874
8449 Other Deposits			7,95,619	7,95,619
Total (b) Deposits not bearing Interest	28,22,81,946	28,22,81,946	10,33,06,493	10,33,06,493
(c) Advances				
8550 Civil Advances	58,90,374	58,90,374	58,90,374	58,90,374
Total (c) Advances	58,90,374	58,90,374	58,90,374	58,90,374
Total K. Deposit and Advances	38,65,26,434	38,65,26,434	20,78,87,593	20,78,87,593
L. Suspense and Miscellaneous				
(b) Suspense				
8658 Suspense Accounts	11,89,45,035	11,89,45,035	-2,29,71,100	-2,29,71,100
Total (b) Suspense	11,89,45,035	11,89,45,035	-2,29,71,100	-2,29,71,100
(c) Other Accounts				
8671 Departmental Balances			102	102
8673 Cash Balance Investment Account	13,06,51,50,651	13,06,51,50,651	13,07,59,09,536	13,07,59,09,536
8675 Deposits with Reserve Bank	39,35,12,15,894	39,35,12,15,894	39,35,12,15,894	39,35,12,15,894
Total (c) Other Accounts	52,41,63,66,545	52,41,63,66,545	52,42,71,25,532	52,42,71,25,532
Total L. Suspense and Miscellaneous	52,53,53,11,580	52,53,53,11,580	52,40,41,54,432	52,40,41,54,432
M. Remittances				

**CIVIL ACCOUNTS OF THE STATE OF MEGHALAYA  
FOR APRIL 2020**


Run Date 10/08/2020

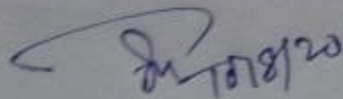
Heads of Account	Receipt		Payment		
	Current	Progressive	Current	Progressive	
M. Remittances					
(a) Money Orders, and other Remittances					
8782	Cash Remittances and adjustments between officers rendering accounts to the same Accounts Officer	10,25,35,638	10,25,35,638	5,68,50,337	5,68,50,337
Total (a) Money Orders, and other Remittances		10,25,35,638	10,25,35,638	5,68,50,337	5,68,50,337
(b) Inter- Government Adjustment Account					
8793	Inter-State Suspense Account	-22,76,532	-22,76,532	41,00,034	41,00,034
Total (b) Inter- Government Adjustment Account		-22,76,532	-22,76,532	41,00,034	41,00,034
Total M. Remittances		10,02,59,106	10,02,59,106	6,09,50,371	6,09,50,371
<b>Total-Part III Public Accounts</b>		<b>53,27,66,38,333</b>	<b>53,27,66,38,333</b>	<b>52,98,31,24,894</b>	<b>52,98,31,24,894</b>
<b>Total - Consolidated/Contingency Fund &amp; Public Account</b>		<b>61,27,47,27,501</b>	<b>61,27,47,27,501</b>	<b>58,95,73,15,519</b>	<b>58,95,73,15,519</b>

Run Date: 10/08/2020

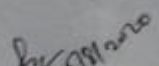
1. Certified that the Consolidated Abstract of the accounts of the Government completed and filed in my office and signed by me on the ..... for the month of April 2020
2. Certified that the closing balance under head "Deposits with the Reserve Bank" as shown in my account is being reconciled with the balance shown in the statement of Reserve Bank Deposits received from the Central Accounts office Reserve Bank.
3. The General statement of Account is given below:-

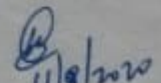
Heads	Amount(As Per Accounts) Rs.	Amount(As Per R.B.I) Rs.
Opening Balance :	-196,37,27,603.45	-240,82,51,907.01
Cash in Treasury :	38,01,45,969.00	
Cash in Transit :	0.00	0.00
Deposit with the Reserve Bank :	-234,38,73,572.45	-240,82,51,907.01
Receipt of the month :	6127,47,27,501.04	2153,73,27,918.39
Total Receipt :	5931,09,99,897.59	1912,90,76,011.38
Disbursement of the month :	5895,73,15,518.97	1908,89,59,502.32
Closing Balance :	35,36,84,378.62	4,01,16,509.06
Details of Closing Balance :		
Cash in Treasury :	27,21,19,634.00	.00
Cash in Transit :	.00	
Deposit with Reserve Bank :	8,15,64,744.62	4,01,16,509.06
Total :	5931,09,99,897.59	1912,90,76,011.38

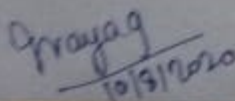
  
P. Accountant General (A&E)  
Meghalaya, Shillong



सह: लेखा अधिकारी  
महालेखाकार का कार्यालय (ले.व.ह.),  
मेघालय, शिलांग-793001  
Asstt. Accountant Officer  
O/o the Accountant General (A&E),  
Meghalaya, Shillong

  
वरिष्ठ लेखा अधिकारी  
महालेखाकार का कार्यालय (ले.व.ह.),  
मेघालय, शिलांग  
Sr. Accountant Officer  
O/o the Accountant General (A&E),  
Meghalaya, Shillong

  
उप- महालेखाकार (लेखा)  
Deputy Accountant General (A/E)  
मेघालय शिलांग  
Meghalaya Shillong

  
Prayag  
10/8/2020